



# YAMAHA

## PARTS CATALOGUE



### XJ550RH (4U8)

### MODEL YEAR 1981

|                       |                          |
|-----------------------|--------------------------|
| (A) Frame Serial No.  | 4U8-000101 and following |
| (B) Engine Serial No. | 4U8-000101 and following |

XJ550RH VIN #: JYA-44800-( )BA-000101

|   |  |     |
|---|--|-----|
| MODEL - IBM I.D. NUMBER                           | XJ550RH  | 4U8 |
| Initial Engine Number / Frame Number              | 4U8-000101 / 4U8-000101                            |     |
| Basic Color(s)                                    | New Pearl White                                    |     |
| Fuel Type / Fuel Tank Capacity / Reserve Capacity | Regular / 16 Lit. (4.2 Gal.) / 3.5 Lit. (0.9 Gal.) |     |
| Dry Vehicle Weight                                | 185 kg (408 lb.)                                   |     |
| ENGINE TYPE                                       | 4-Stroke, Parallel Four, DOHC, Air-Cooled          |     |
| Bore/Stroke/Number Cylinders/Displacement (cc)    | 57.0mm / 51.8mm / 4 / 528cc                        |     |
| Compression Ratio/Compression Pressure Min~Max    | 9.5:1 / 7.0 ~ 9.5 kg/cm <sup>2</sup>               |     |



| PUBLICATION     | PART NUMBER     | REMARKS              |
|-----------------|-----------------|----------------------|
| OWNER'S MANUAL  | LIT-11626-02-29 |                      |
| SERVICE MANUAL  | LIT-11616-XJ-50 | COMBINED WITH XJ550H |
| ASSEMBLY MANUAL | LIT-11666-02-29 |                      |
| CONSUMER MANUAL | LIT-11656-02-29 |                      |
| LEAFLET         | LIT-11119-02-13 |                      |



# YAMAHA

## PARTS CATALOGUE

### XJ550RJ (4U8)

### MODEL YEAR 1982



Initial Serial No. and Color Code


|                       |                           |
|-----------------------|---------------------------|
| (A) Frame Serial No.  | 4U8-0020101 and following |
| (B) Engine Serial No. | 4U8-0020101 and following |

XJ550RJ VIN #: JYA-4U800-( )CA-020101

|  |   |     |
|--|---|-----|
| <b>MODEL - ENGINE NO.</b>                      | XJ550RJ                                   | 4U8 |
| Initial Engine Number / Frame Number           | 4U8-020101 / 4U8-020101                   |     |
| Basic Color(s)                                 | Maxim Red                                 |     |
| Fuel Type/Fuel Tank Capacity/Reserve Capacity  | Regular / 16 Lit. / 3.5 Lit.              |     |
| Dry Vehicle Weight                             | 185 kg                                    |     |
| <b>ENGINE TYPE</b>                             | 4-Stroke, Air-Cooled, DOHC, Parallel Four |     |
| Bore/Stroke/Number Cylinders/Displacement (cc) | 57.0mm / 51.8mm / 4 / 828cc               |     |
| Compression Ratio/Compression Pressure Min~Max | 9.5:1 / 7.0 ~ 9.5 kg/cm <sup>2</sup>      |     |

| PUBLICATION     | PART NUMBER     | REMARKS         |
|-----------------|-----------------|-----------------|
| OWNER'S MANUAL  | LIT-11626-02-88 |                 |
| SERVICE MANUAL  | LIT-11616-XJ-50 | USES<br>XJ550RH |
| ASSEMBLY MANUAL | LIT-11666-02-29 | USES<br>XJ550RH |
| CONSUMER MANUAL | LIT-11656-02-88 |                 |





# YAMAHA

## PARTS CATALOGUE

### XJ550RK (4U8)

## MODEL YEAR 1983

Initial Serial No. and Color Code


|   |                   |                          |
|---|-------------------|--------------------------|
| A | Frame Serial No.  | 4U8-100101 and following |
| B | Engine Serial No. | 4U8-100101 and following |

|   |                              |           |
|---|------------------------------|-----------|
| MODEL - JBM LD. NUMBER                          | XJ550RK                      | 4U8       |
| Initial Engine Number / Frame Number            | 4U8-100101 / JYA4U8001       | JDA100101 |
| Fuel Type/Total Fuel Tank Capacity/Reserve Cap. | Regular / 16 Lit. / 3.5 Lit. |           |

|  |                                      |
|--|--------------------------------------|
| ENGINE TYPE                                    | 4-Stroke, DOHC, Parallel Four        |
| Bore/Stroke/Number Cylinders/Displacement      | 57mm / 51.8mm 4 / 528cc              |
| Compression Ratio/Compression Pressure Min~Max | 9.5:1 / 7.0 ~ 9.5 kg/cm <sup>2</sup> |

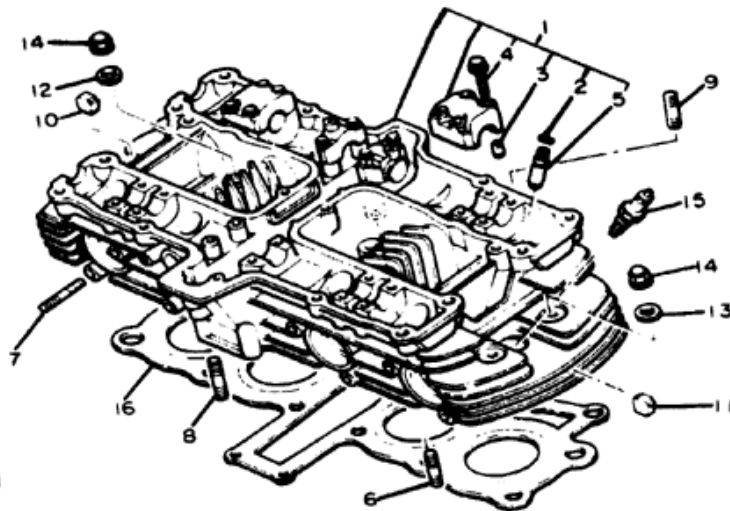
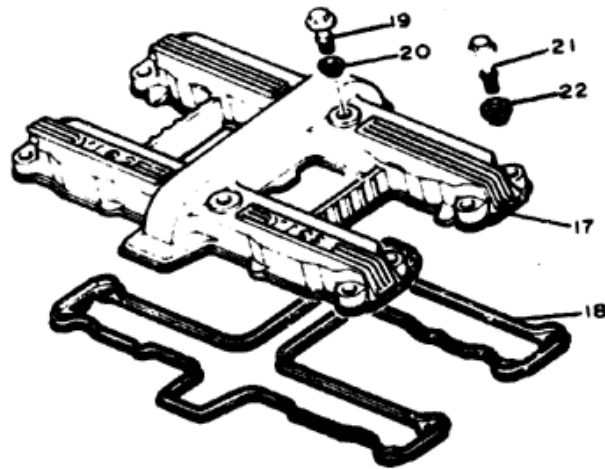
#### SERVICE LITERATURE

| PUBLICATION          | PART NUMBER     | REMARKS  |
|----------------------|-----------------|--|
| Owner's Manual       | LIT-11626-03-45 | Same as XJ550RH, RJ<br>Supp. to XS XJ XV XZ RD Basic Assembly Manual (03-85) |
| Service Manual       | LIT-11616-XJ-50 |  |
| Assembly Manual      | LIT-11666-03-45 |  |
| Consumer Information | LIT-11656-03-45 |  |



A-1

## CYLINDER HEAD

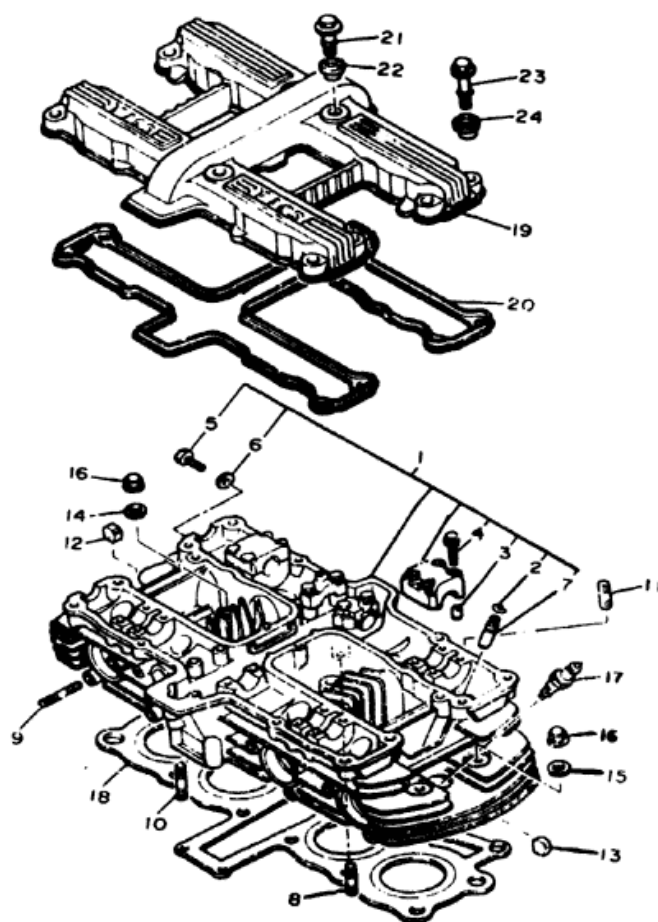


4U8110-1010

| Ref. No. | Part Number     | Description                   | Qty. | Remarks |
|----------|-----------------|-------------------------------|------|---------|
| 1        | 4U8-11101-00-00 | CYLINDER HEAD ASS'Y           | 1    |         |
| 2        | 93440-10085-00  | CIRCLIP                       | 8    |         |
| 3        | 99510-08016-00  | PIN, dowel (91810-18016)      | 12   |         |
| 4        | 90105-06153-00  | BOLT, washer based            | 24   |         |
| 5        | 4G0-11133-10-00 | GUIDE, intake valve (1ST O/S) | 8    |         |
| 6        | 95621-06618-00  | BOLT, stud                    | 2    |         |
| 7        | 95611-06630-00  | BOLT, stud                    | 8    |         |
| 8        | 95611-06625-00  | BOLT, stud                    | 2    |         |
| 9        | 95621-08330-00  | BOLT, stud                    | 2    |         |
| 10       | 434-11161-00-00 | ABSORBER 1                    | 8    |         |
| 11       | 4H7-11161-00-00 | ABSORBER 1                    | 14   |         |
| 12       | 90201-094G1-00  | WASHER, plate (90201-08366)   | 10   |         |
| 13       | 90201-08609-00  | WASHER, plate                 | 2    |         |
| 14       | 90176-08026-00  | NUT, crown                    | 12   |         |
| 15       | NGK-D8EA0-00-00 | PLUG, spark                   | 4    | U.R.    |
| 16       | 4U8-11181-00-00 | GASKET, cylinder head 1       | 1    |         |
| 17       | 4V8-11191-00-00 | COVER, cylinder head 1        | 1    |         |
| 18       | 4G0-11193-00-00 | GASKET, head cover 1          | 1    |         |
| 19       | 90109-06604-00  | BOLT                          | 4    |         |
| 20       | 4G0-1111G-00-00 | RUBBER, mount 1               | 4    |         |
| 21       | 90109-06605-00  | BOLT                          | 8    |         |
| 22       | 4U8-1112G-00-00 | RUBBER, mount 2               | 8    |         |

**4U8-W0001-00-XX TOP END GASKET KIT**  
**SEE GRID G-1 FOR KIT CONTENTS**

|  |                                       |
|--|---------------------------------------|
| Spark Plug Type                        | NGK D8EA or Nippon Denso X24ES-U      |
| Spark Plug Gap / Torque / Cap $\Omega$ | 0.6 ~ 0.7mm / 2.0 m·kg / 10K $\Omega$ |
| Cylinder Head Cover                    | 6 x 1.0: 1.0 m·kg                     |
| Cylinder Head:                         | 8 x 1.25: 2.2 m·kg                    |
|  | 6 x 1.0: 1.0 m·kg                     |



4V8300-2010

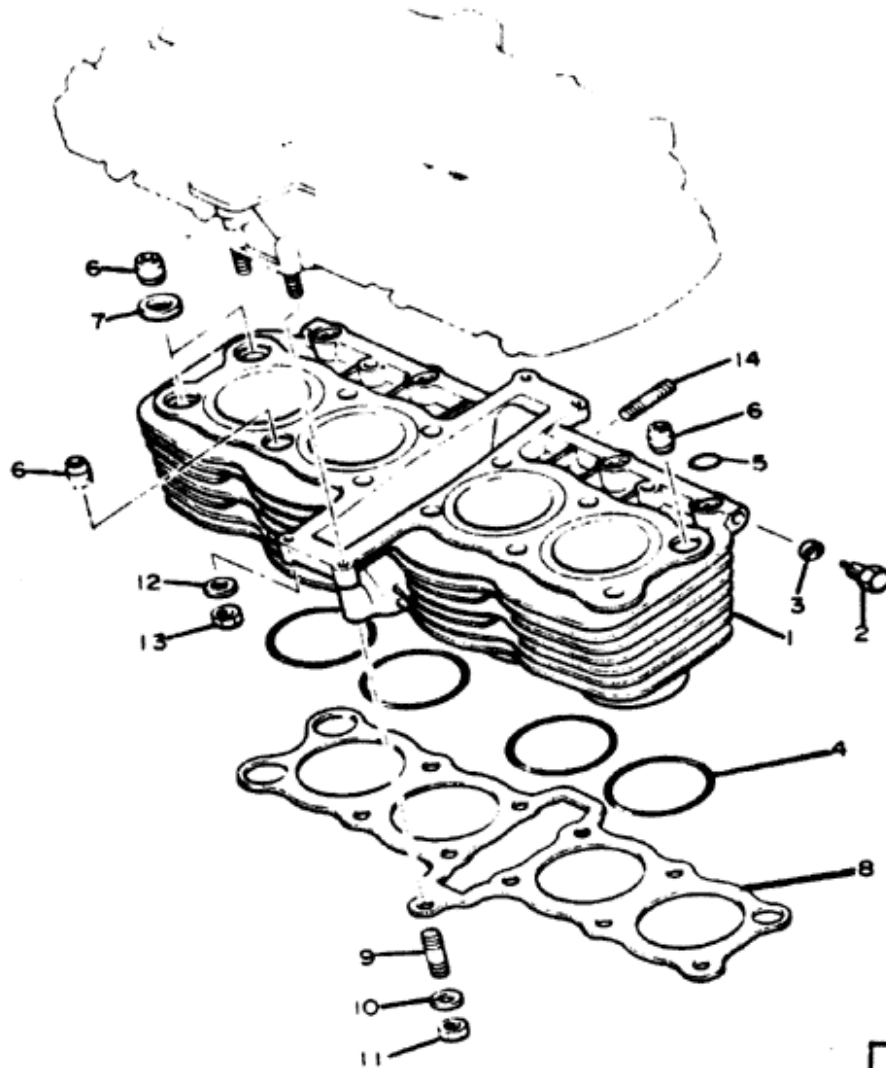
|                                 |                               |
|---------------------------------|-------------------------------|
| Cylinder Head Cover             | M6: 1.0 m-tg                  |
| Cylinder Head                   | M8: 2.2 m-tg                  |
|                                 | M6: 1.0 m-tg                  |
| Spark Plug Type                 | NGK DBEA or ND X24ES-U        |
| Spark Plug Gap / Torque / Cap O | 0.6 ~ 0.7mm / 2.0 m-tg / 10KQ |

## CYLINDER HEAD

| Ref. No. | Part Number     | Description                         | Qty. | Remarks |
|----------|-----------------|-------------------------------------|------|---------|
| 1        | 4U8-11101-00-00 | CYL. HEAD ASS'Y                     | 1    |         |
| 2        | 93440-10085-00  | . CIRCLIP                           | 8    |         |
| 3        | 99510-08016-00  | . PIN, dowel (91810-18016)          | 12   |         |
| 4        | 90105-08153-00  | . BOLT, washer based                | 24   |         |
| 5        | 90153-08045-00  | . SCREW, hexagon (90153-08029)      | 1    |         |
| 6        | 90430-08014-00  | . GASKET                            | 1    |         |
| 7        | 4G0-11133-10-00 | . GUIDE, intake valve (1st O/S)     | 8    |         |
| 8        | 95621-08618-00  | BOLT, stud                          | 2    |         |
| 9        | 95611-08630-00  | BOLT, stud                          | 8    |         |
| 10       | 95611-08625-00  | BOLT, stud                          | 2    |         |
| 11       | 95621-08330-00  | BOLT, stud                          | 2    |         |
| 12       | 434-11161-00-00 | ABSORBER 1                          | 8    |         |
| 13       | 4h7-11161-00-00 | ABSORBER 1                          | 14   |         |
| 14       | 90201-094G1-00  | WASHER, plate                       | 10   |         |
| 15       | 90201-080L7-00  | WASHER, plate (90201-08609)         | 2    |         |
| 16       | 90176-08026-00  | NUT, crown                          | 12   |         |
| 17       | NGK-D3EA0-00-00 | PLUG, spark (94701-00157)           | 4    | UR      |
|          | 94701-00181-00  | PLUG, spark (ND X24ES-U)            | 4    | UR      |
| 18       | 4U8-11181-00-00 | GASKET, cylinder head 1             | 1    |         |
| 19       | 4V8-11191-00-00 | COVER, cylinder head 1              | 1    |         |
| 20       | 3KM-11193-00-00 | GASKET, head cover 1 (4G0-11193-00) | 1    |         |
| 21       | 90109-08604-00  | BOLT                                | 4    |         |
| 22       | 4G0-1111G-00-00 | RUBBER, mount 1                     | 4    |         |
| 23       | 90109-08605-00  | BOLT                                | 8    |         |
| 24       | 4U8-1112G-00-00 | RUBBER, mount 2                     | 8    |         |

**4U8-W0001-00-XX TOP END GASKET KIT**  
**SEE GRID H-1 FOR CONTENTS**

## CYLINDER

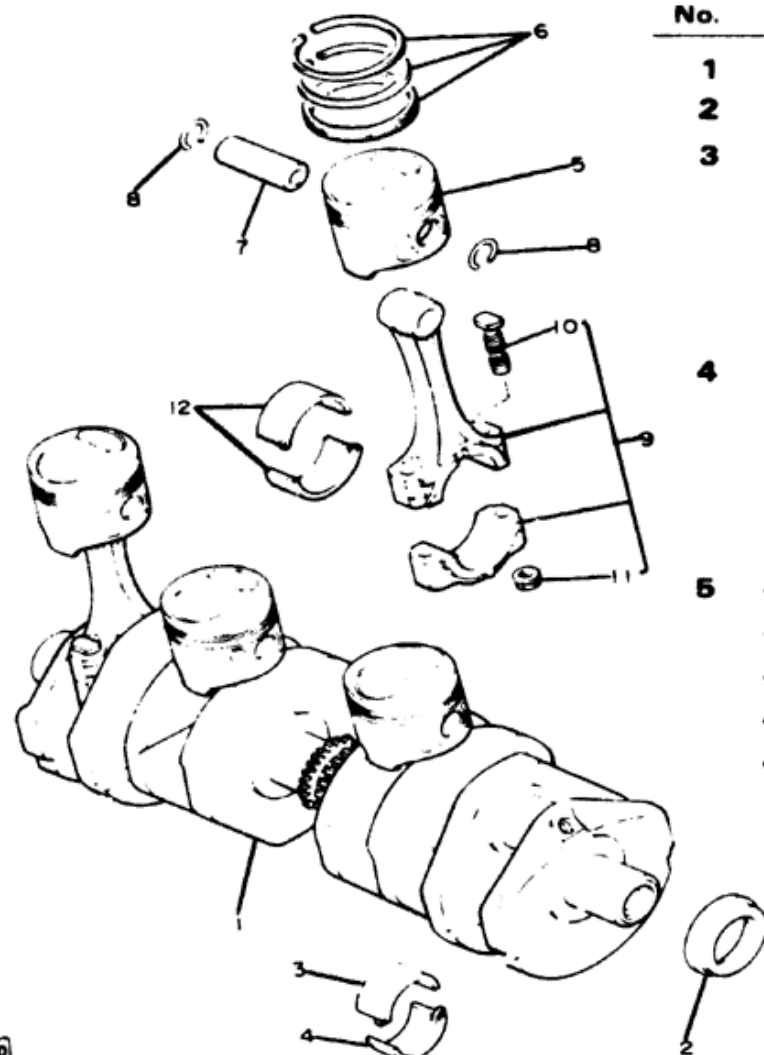


| Ref. No. | Part Number     | Description                           | Qty. |
|----------|-----------------|---------------------------------------|------|
| 1        | 4V8-11310-01-00 | CYLINDER (4V8-11310-00) . . . . .     | 1    |
| 2        | 90340-12065-00  | PLUG, straight screw . . . . .        | 2    |
| 3        | 90201-12790-00  | WASHER, plate . . . . .               | 2    |
| 4        | 93210-62323-00  | O-RING . . . . .                      | 4    |
| 5        | 93210-09443-00  | O-RING . . . . .                      | 4    |
| 6        | 99530-14016-00  | PIN, dowel (91830-24016) . . . . .    | 4    |
| 7        | 90430-14131-00  | GASKET . . . . .                      | 2    |
| 8        | 4U8-11351-00-00 | GASKET, cylinder . . . . .            | 1    |
| 9        | 95621-08330-00  | BOLT, stud . . . . .                  | 1    |
| 10       | 90201-084G3-00  | WASHER, plate (90201-08382) . . . . . | 3    |
| 11       | 95311-08600-00  | NUT . . . . .                         | 3    |
| 12       | 92901-08600-00  | WASHER, plate . . . . .               | 4    |
| 13       | 95311-08600-00  | NUT . . . . .                         | 4    |
| 14       | 90116-08351-00  | BOLT, stud . . . . .                  | 1    |

|  |                                      |
|--|--------------------------------------|
| Initial Engine Number / Frame Number           | 4U8-020101 / 4J8-020101              |
| Bore/Stroke/Number Cylinders/Displacement (cc) | 57.0mm / 51.8mm / 4 / 528cc          |
| Compression Ratio/Compression Pressure Min~Max | 9.5:1 / 7.0 ~ 9.5 kg/cm <sup>2</sup> |



# CRANKSHAFT · PISTON

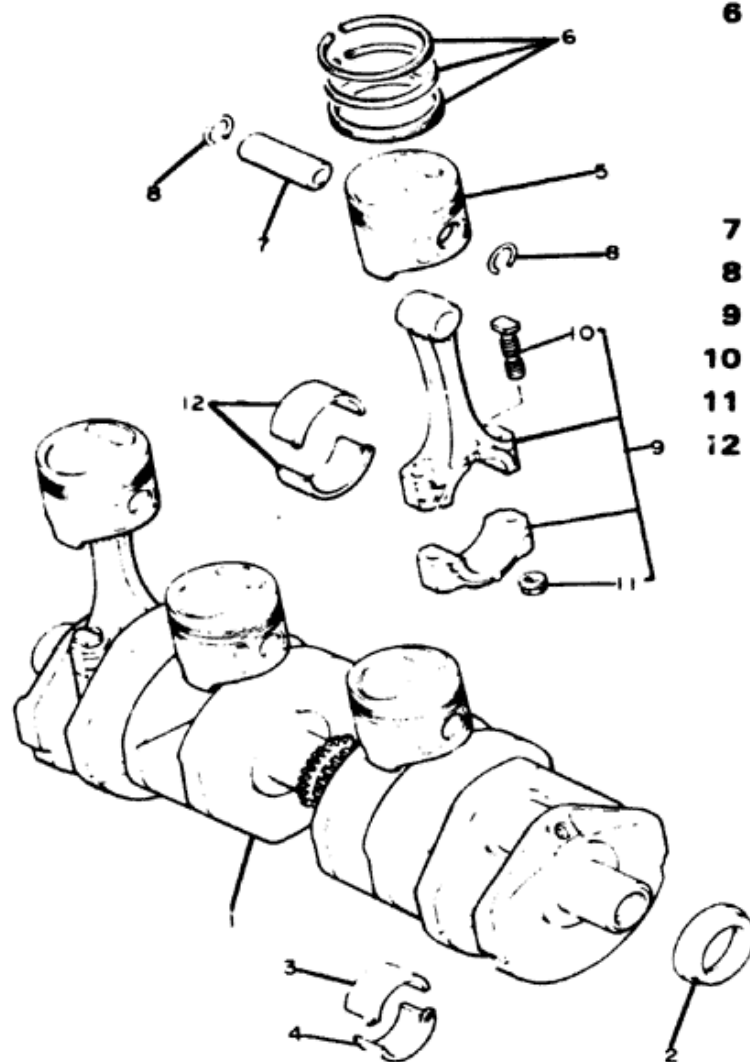


| Ref. No. | Part Number     | Description                  | Qty. | Remarks        |
|----------|-----------------|------------------------------|------|----------------|
| 1        | 4U8-11411-00-00 | CRANKSHAFT .....             | 1    |                |
| 2        | 4H7-15389-10-00 | OIL SEAL .....               | 1    |                |
| 3        | 4U8-11418-00-00 | PLANE BEARING, crankshaft 3  | 5    | U.R. Blue      |
|          | 4U8-11418-10-00 | PLANE BEARING, crankshaft 3  | 5    | U.R. Black     |
|          | 4U8-11418-20-00 | PLANE BEARING, crankshaft 3  | 5    | U.R. Brown     |
|          | 4U8-11418-30-00 | PLANE BEARING, crankshaft 3  | 5    | U.R. Green     |
|          | 4U8-11418-40-00 | PLANE BEARING, crankshaft 3  | 5    | U.R. Yellow    |
| 4        | 4G0-11416-00-00 | PLANE BEARING, crankshaft 1  | 5    | U.R. Blue      |
|          | 4G0-11416-10-00 | PLANE BEARING, crankshaft 1  | 5    | U.R. Black     |
|          | 4G0-11416-20-00 | PLANE BEARING, crankshaft 1  | 5    | U.R. Brown     |
|          | 4G0-11416-30-00 | PLANE BEARING, crankshaft 1  | 5    | U.R. Green     |
|          | 4G0-11416-40-00 | PLANE BEARING, crankshaft 1  | 5    | U.R. Yellow    |
| 5        | 4U8-11631-00-00 | PISTON (STD) .....           | 4    | U.R.           |
|          | 4U8-11635-00-00 | PISTON (1ST O/S 0.25MM) .... | 4    | Alternate Part |
|          | 4U8-11636-00-00 | PISTON (2ND O/S 0.50MM) .... | 4    | Alternate Part |
|          | 4U8-11637-00-00 | PISTON (3RD O/S 0.75MM) .... | 4    | Alternate Part |
|          | 4U8-11638-00-00 | PISTON (4TH O/S 1.00MM) .... | 4    | Alternate Part |

4U8110-1030

|                                  |   |
|----------------------------------|---|
| Piston Skirt Clearance New / Max | 0.025 ~ 0.045mm / 0.1mm                     |
| Ring End Gap Top / 2nd / 3rd     | 0.15 ~ 0.35mm / 0.15 ~ 0.35mm / 0.3 ~ 0.9mm |

# CRANKSHAFT · PISTON

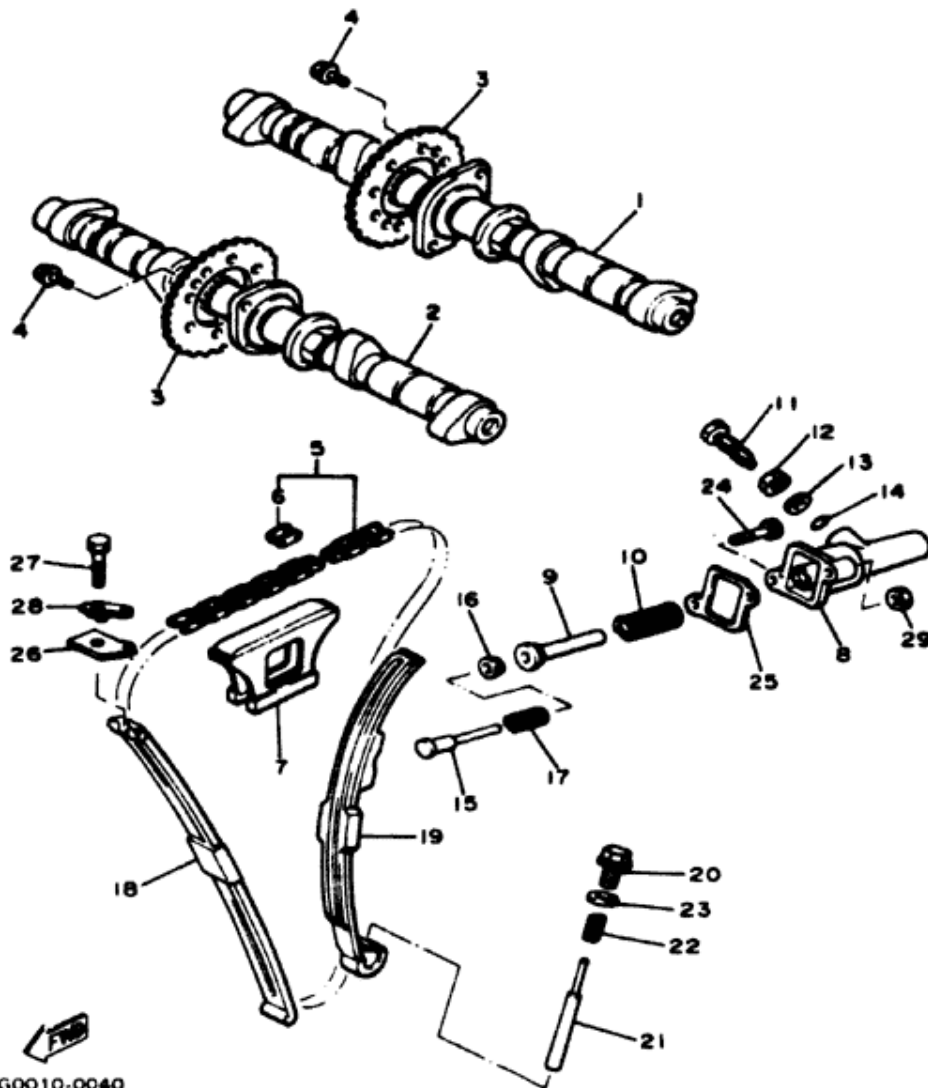


| Ref. No. | Part Number     | Description                      | Qty. | Remarks        |
|----------|-----------------|----------------------------------|------|----------------|
| 6        | 4U8-11610-00-00 | PISTON RING SET (STD) . . . . .  | 4    |                |
|          | 4U8-11610-10-00 | PISTON RING SET (1ST O/S) . . .  | 4    | Alternate Part |
|          | 4U8-11610-20-00 | PISTON RING SET (2ND O/S) . . .  | 4    | Alternate Part |
|          | 4U8-11610-30-00 | PISTON RING SET (3RD O/S) . . .  | 4    | Alternate part |
|          | 4U8-11610-40-00 | PISTON RING SET (4TH O/S) . . .  | 4    | Alternate Part |
| 7        | 4U8-11633-00-00 | PIN, piston . . . . .            | 4    |                |
| 8        | 93450-16068-00  | CIRCLIP . . . . .                | 8    |                |
| 9        | 4U8-Y1165-00-00 | CONNECTING ROD ASS'Y . . . . .   | 4    |                |
| 10       | 4H7-11654-00-00 | . BOLT, connecting rod . . . . . | 2    |                |
| 11       | 90179-07307-00  | . NUT . . . . .                  | 2    |                |
| 12       | 4U8-11656-00-00 | PLANE BEARING, connecting rod    | 8    | U.R. Blue      |
|          | 4U8-11656-10-00 | PLANE BEARING, connecting rod    | 8    | U.R. Black     |
|          | 4U8-11656-20-00 | PLANE BEARING, connecting rod    | 8    | U.R. Brown     |
|          | 4U8-11656-30-00 | PLANE BEARING, connecting rod    | 8    | U.R. Green     |

|                                  |   |
|----------------------------------|---|
| Piston Skirt Clearance New / Max | 0.025 ~ 0.045mm / 0.1mm                     |
| Ring End Gap 1st / 2nd / 3rd     | 0.15 ~ 0.35mm / 0.15 ~ 0.35mm / 0.3 ~ 0.9mm |



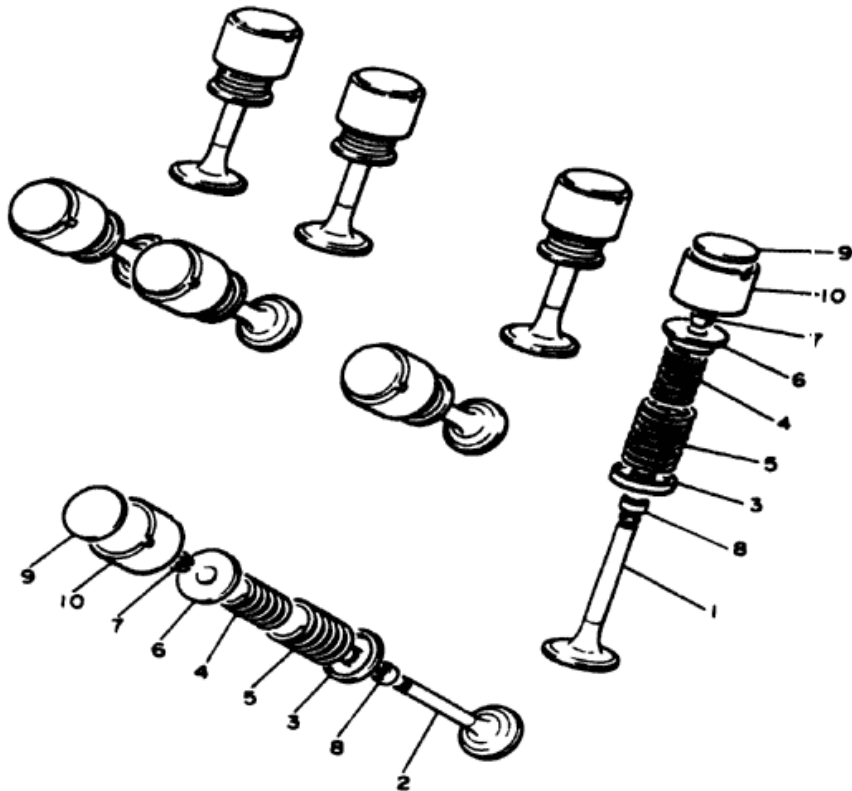
# CAMSHAFT · CHAIN



| Ref. No. | Part Number     | Description                                       | Qty. |
|----------|-----------------|---|------|
| 1        | 4U8-12171-00-00 | CAMSHAFT 1 .....                                  | 1    |
| 2        | 4G0-12181-00-00 | CAMSHAFT 2 .....                                  | 1    |
| 3        | 4G0-12176-01-00 | SPROCKET, cam chain (32T)<br>(4G0-12176-00) ..... | 2    |
| 4        | 90105-07087-00  | BOLT, washer based .....                          | 4    |
| 5        | 94600-02114-00  | CHAIN (BF05M-114L) .....                          | 1    |
| 6        | 94600-02001-00  | . JOINT, chain. ....                              | 1    |
| 7        | 4H7-12241-00-00 | GUIDE, stopper 2 .....                            | 1    |
| 8        | 4V8-12212-00-00 | CASE, chain tensioner .....                       | 1    |
| 9        | 4G0-12217-01-00 | ROD, chain tensioner .....                        | 1    |
| 10       | 90501-16616-00  | SPRING, compression .....                         | 1    |
| 11       | 90109-08442-00  | BOLT .....  | 1    |
| 12       | 95303-08700-00  | NUT (95301-08700) .....                           | 1    |
| 13       | 92901-06600-00  | WASHER, plate .....                               | 1    |
| 14       | 93210-06632-00  | O-RING (93210-06001) .....                        | 1    |
| 15       | 4G0-12227-00-00 | ROD, chain tensioner 2. ....                      | 1    |
| 16       | 4G0-12232-00-00 | DAMPER .....                                      | 1    |
| 17       | 90501-13615-00  | SPRING, compression .....                         | 1    |
| 18       | 4G0-12251-00-00 | DAMPER, chain 1 .....                             | 1    |
| 19       | 4G0-12252-01-00 | DAMPER, chain 2 .....                             | 1    |
| 20       | 90340-10061-00  | PLUG, straight screw .....                        | 1    |
| 21       | 90249-04184-00  | PIN .....   | 1    |
| 22       | 90501-15603-00  | SPRING, compression .....                         | 1    |
| 23       | 90201-10118-00  | WASHER, plate .....                               | 1    |
| 24       | 91311-06025-00  | BOLT .....  | 1    |
| 25       | 4G0-12213-00-00 | GASKET, tensioner case. ....                      | 1    |
| 26       | 90209-06201-00  | WASHER .....                                      | 1    |
| 27       | 97313-06035-00  | BOLT (97301-06035) .....                          | 1    |
| 28       | 90215-06177-00  | WASHER, lock. ....                                | 1    |
| 29       | 90179-06333-00  | NUT .....   | 1    |

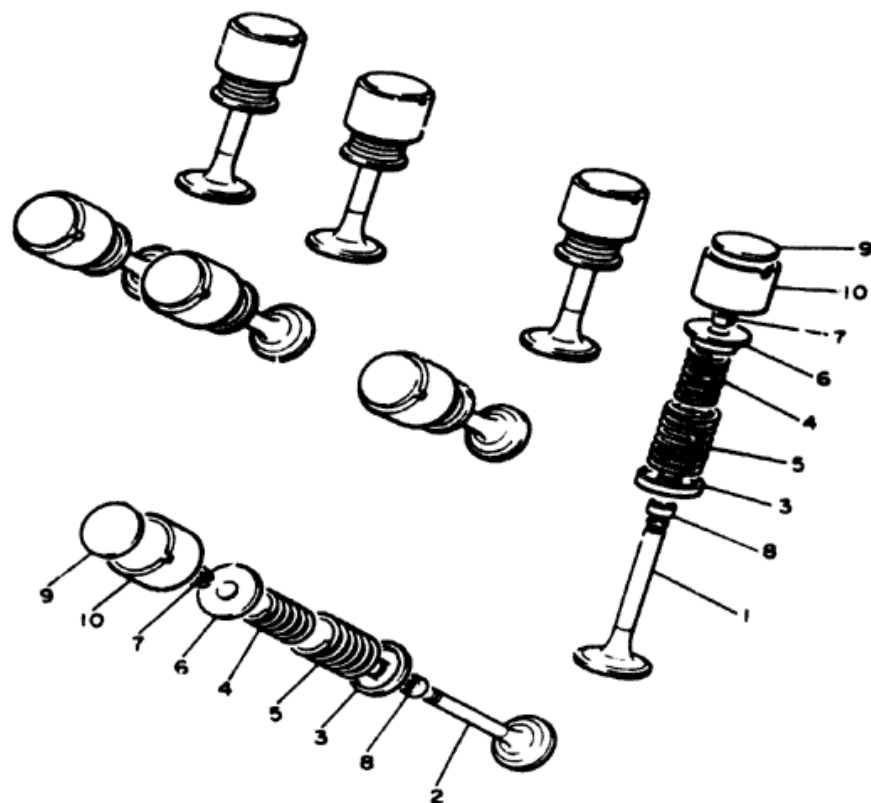
## VALVE

| Ref. No. | Part Number     | Description                     | Qty. | Remarks |
|----------|-----------------|---------------------------------|------|---------|
| 1        | 4U8-12111-00-00 | VALVE, intake .....             | 4    |         |
| 2        | 4U8-12121-00-00 | VALVE, exhaust .....            | 4    |         |
| 3        | 4G0-12116-01-00 | SEAT, valve spring .....        | 8    |         |
| 4        | 4G0-12113-00-00 | SPRING, valve inner .....       | 8    |         |
| 5        | 4G0-12114-00-00 | SPRING, valve outer .....       | 8    |         |
| 6        | 4G0-12117-00-00 | RETAINER, valve spring .....    | 8    |         |
| 7        | 4G0-12118-00-00 | COTTER, valve .....             | 16   |         |
| 8        | 5H0-12119-00-00 | SEAL, valve stem (4G0-12119-00) | 8    |         |
| 9        | 1J7-12169-01-00 | PAD, adjusting (2.00) .....     | 8    | U.R.    |
|          | 1J7-12169-11-00 | PAD, adjusting (2.05) .....     | 8    | U.R.    |
|          | 1J7-12169-21-00 | PAD, adjusting (2.10) .....     | 8    | U.R.    |
|          | 1J7-12169-31-00 | PAD, adjusting (2.15) .....     | 8    | U.R.    |
|          | 1J7-12169-41-00 | PAD, adjusting (2.20) .....     | 8    | U.R.    |
|          | 1J7-12169-51-00 | PAD, adjusting (2.25) .....     | 8    | U.R.    |
|          | 1J7-12169-61-00 | PAD, adjusting (2.30) .....     | 8    | U.R.    |
|          | 1J7-12169-71-00 | PAD, adjusting (2.35) .....     | 8    | U.R.    |
|          | 1J7-12169-81-00 | PAD, adjusting (2.40) .....     | 8    | U.R.    |



4G0010-0050

|   |                                   |
|---|-----------------------------------|
| Valve Clearance (Cold) Intake / Exhaust | 0.11mm ~ 0.15mm / 0.16mm ~ 0.20mm |
|---|-----------------------------------|



## VALVE

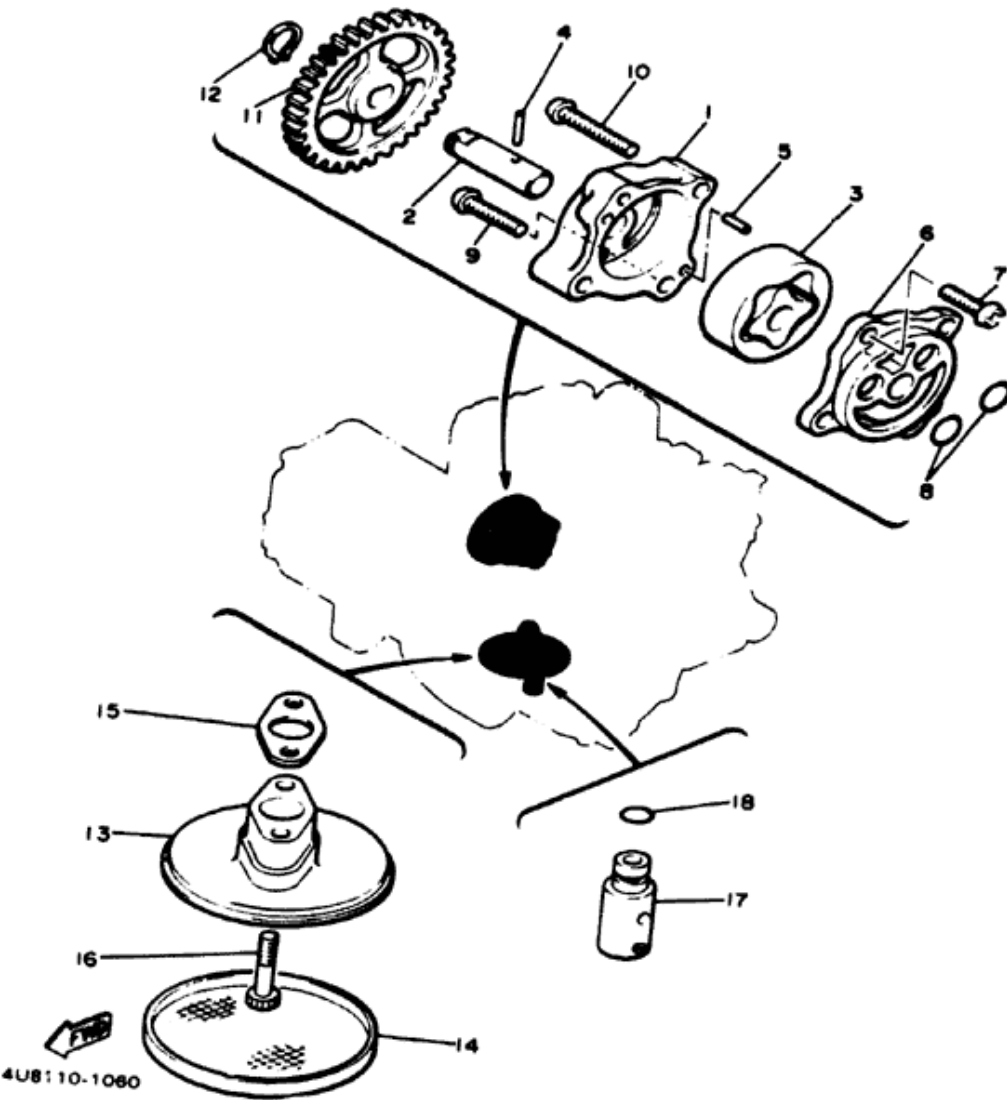
| Ref. No. | Part Number     | Description                 | Qty. | Remarks |
|----------|-----------------|-----------------------------|------|---------|
| 9        | 1J7-12169-91-00 | PAD, adjusting (2.45) ..... | 8    | U.R.    |
|          | 1J7-12169-A1-00 | PAD, adjusting (2.50) ..... | 8    | U.R.    |
|          | 1J7-12169-E1-00 | PAD, adjusting (2.55) ..... | 8    | U.R.    |
|          | 1J7-12169-F1-00 | PAD, adjusting (2.60) ..... | 8    | U.R.    |
|          | 1J7-12169-G1-00 | PAD, adjusting (2.65) ..... | 8    | U.R.    |
|          | 1J7-12169-H1-00 | PAD, adjusting (2.70) ..... | 8    | U.R.    |
|          | 1J7-12169-J1-00 | PAD, adjusting (2.75) ..... | 8    | U.R.    |
|          | 1J7-12169-K1-00 | PAD, adjusting (2.80) ..... | 8    | U.R.    |
|          | 1J7-12169-L1-00 | PAD, adjusting (2.85) ..... | 8    | U.R.    |
|          | 1J7-12169-M1-00 | PAD, adjusting (2.90) ..... | 8    | U.R.    |
|          | 1J7-12169-N1-00 | PAD, adjusting (2.95) ..... | 8    | U.R.    |
|          | 1J7-12169-R1-00 | PAD, adjusting (3.00) ..... | 8    | U.R.    |
|          | 1J7-12169-T1-00 | PAD, adjusting (3.05) ..... | 8    | U.R.    |
|          | 1J7-12169-U1-00 | PAD, adjusting (3.10) ..... | 8    | U.R.    |
|          | 1J7-12169-V1-00 | PAD, adjusting (3.15) ..... | 8    | U.R.    |
|          | 1J7-12169-W1-00 | PAD, adjusting (3.20) ..... | 8    | U.R.    |
| 10       | 4H7-12153-01-00 | LIFTER, valve .....         | 8    |         |



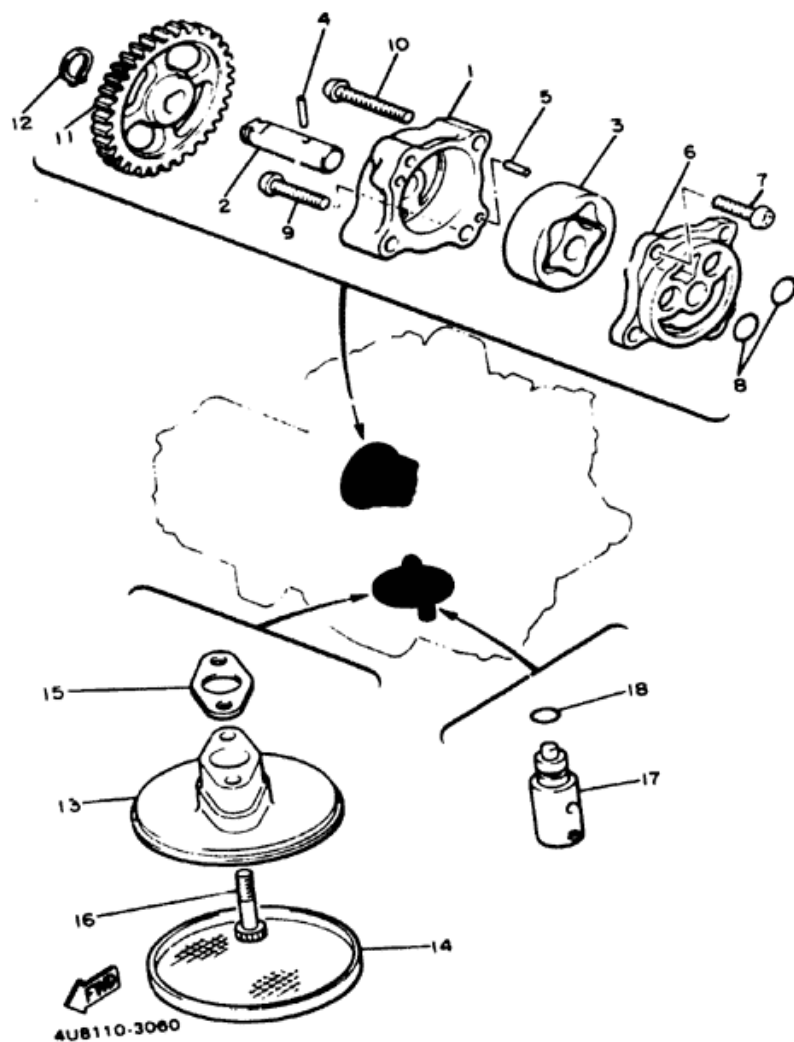
4G0010-0G50

|   |                                   |
|---|-----------------------------------|
| Valve Clearance (Cold) Intake / Exhaust | 0.11mm ~ 0.15mm / 0.16mm ~ 0.20mm |
|---|-----------------------------------|

# OIL PUMP



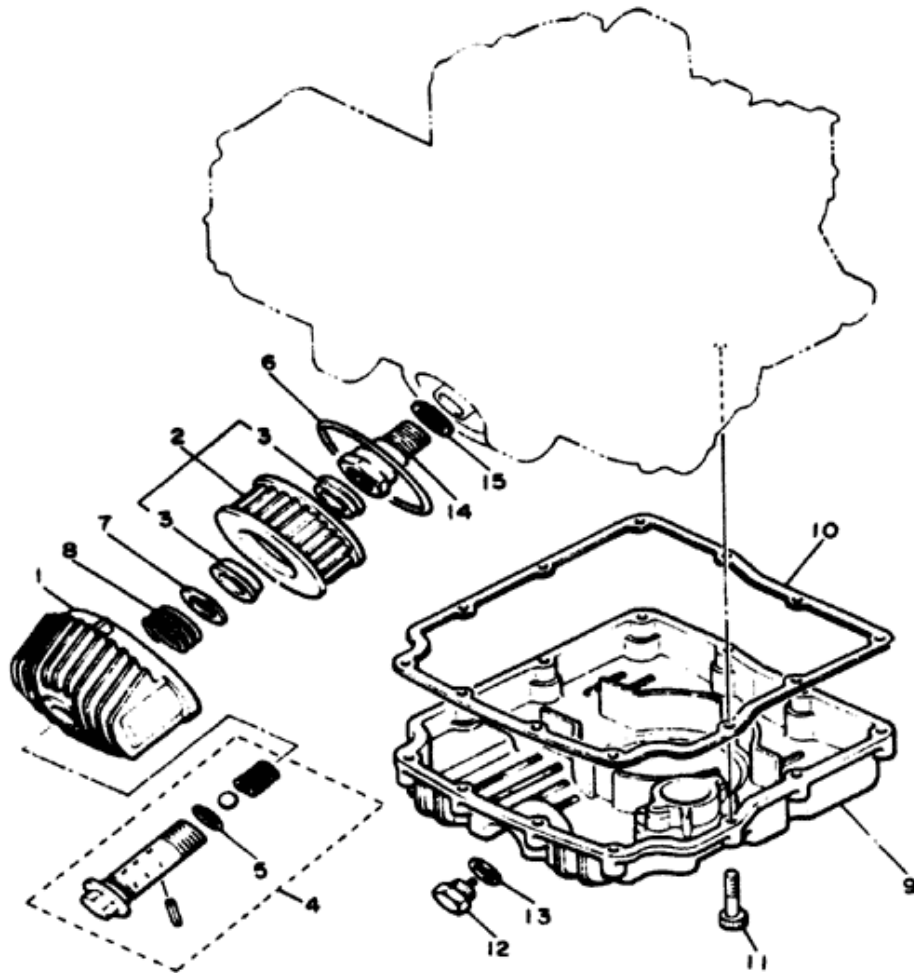
| Ref. No. | Part Number     | Description                         | Qty. |
|----------|-----------------|-------------------------------------|------|
| 1        | 4G0-13338-00-00 | HOUSING, rotor .....                | 1    |
| 2        | 4G0-13314-00-00 | SHAFT, pump.....                    | 1    |
| 3        | 4G0-13310-00-00 | ROTOR ASS'Y 1 .....                 | 1    |
| 4        | 93803-17070-00  | PIN, dowel .....                    | 1    |
| 5        | 93803-07073-00  | PIN, dowel .....                    | 2    |
| 6        | 4G0-13316-00-00 | COVER, pump .....                   | 1    |
| 7        | 92503-06015-00  | SCREW, pan head (92501-06015) ..... | 1    |
| 8        | 93210-13361-00  | O-RING .....                        | 2    |
| 9        | 92501-06025-00  | SCREW, pan head.....                | 1    |
| 10       | 92501-06035-00  | SCREW, pan head.....                | 2    |
| 11       | 4G0-13325-00-00 | GEAR, driven (43T) .....            | 1    |
| 12       | 99009-11400-00  | CIRCLIP (93410-11002).....          | 1    |
| 13       | 4G0-13412-00-00 | HOUSING, strainer .....             | 1    |
| 14       | 4H7-13411-01-00 | STRAINER, oil.....                  | 1    |
| 15       | 4G0-13415-00-00 | SEAL, oil strainer.....             | 1    |
| 16       | 90110-06138-00  | BOLT (91316-06030) .....            | 2    |
| 17       | 4G0-13490-01-00 | RELIEF VALVE ASS'Y .....            | 1    |
| 18       | 93210-10096-00  | O-RING .....                        | 1    |



## OIL PUMP

| Ref. No. | Part Number     | Description                            | Qty. | Remarks |
|----------|-----------------|--|------|---------|
| 1        | 4G0-13336-00-00 | HOUSING, retro . . . . .               | 1    |         |
| 2        | 4G0-13314-00-00 | SHAFT, pump . . . . .                  | 1    |         |
| 3        | 4G0-13310-00-00 | ROTOR ASS'Y 1 . . . . .                | 1    |         |
| 4        | 93803-17070-00  | PIN, dowel . . . . .                   | 1    |         |
| 5        | 93803-07073-00  | PIN, dowel . . . . .                   | 2    |         |
| 6        | 4G0-13316-00-00 | COVER, pump . . . . .                  | 1    |         |
| 7        | 92503-06015-00  | SCREW, panhead (92501-06015) . . . . . | 1    |         |
| 8        | 93210-13361-00  | O-RING . . . . .                       | 2    |         |
| 9        | 92501-06025-00  | SCREW, panhead . . . . .               | 1    |         |
| 10       | 92501-06035-00  | SCREW, panhead . . . . .               | 2    |         |
| 11       | 4G0-13325-00-00 | GEAR, driven (43T) . . . . .           | 1    |         |
| 12       | 99009-11400-00  | CIRCLIP (93410-11002) . . . . .        | 1    |         |
| 13       | 4G0-13412-00-00 | HOUSING, strainer . . . . .            | 1    |         |
| 14       | 4H7-13411-01-00 | STRAINER, oil . . . . .                | 1    |         |
| 15       | 4G0-13415-00-00 | SEAL, oil strainer . . . . .           | 1    |         |
| 16       | 90110-06138-00  | BOLT (91316-06030) . . . . .           | 2    |         |
| 17       | 11H-12390-00-00 | RELIEF VALVE ASS'Y . . . . .           | 1    |         |
| 18       | 93210-10096-00  | O-RING . . . . .                       | 1    |         |


## OIL FILTER



| Ref. No. | Part Number     | Description                                   | Qty. |
|----------|-----------------|---|------|
| 1        | 4G0-13447-00-00 | COVER, oil element. ....                      | 1    |
| 2        | 1L9-13440-91-00 | ELEMENT ASS'Y, oil cleaner....                | 1    |
| 3        | 90480-23193-00  | . GROMMET .....                               | 2    |
| 4        | 1L9-13340-01-00 | BY-PASS VALVE ASS'Y .....                     | 1    |
| 5        | 93210-16629-00  | . O-RING (93210-16325).....                   | 1    |
| 6        | 93210-87723-00  | O-RING (93210-88324) .....                    | 1    |
| 7        | 90201-21608-00  | WASHER, plate .....                           | 1    |
| 8        | 90501-20422-00  | SPRING, compression .....                     | 1    |
| 9        | 4G0-13417-02-00 | COVER, strainer.....                          | 1    |
| 10       | 4G0-13414-01-00 | GASKET, strainer cover<br>(4G0-13414-00)..... | 1    |
| 11       | 90110-06138-00  | BOLT (91316-06030) .....                      | 12   |
| 12       | 90340-14042-00  | PLUG, straight screw .....                    | 1    |
| 13       | 214-11198-01-00 | GASKET .....                                  | 1    |
| 14       | 90401-20089-00  | BOLT, union (90401-20053).....                | 1    |
| 15       | 90201-20279-00  | WASHER, plate .....                           | 1    |



4U8110-2070

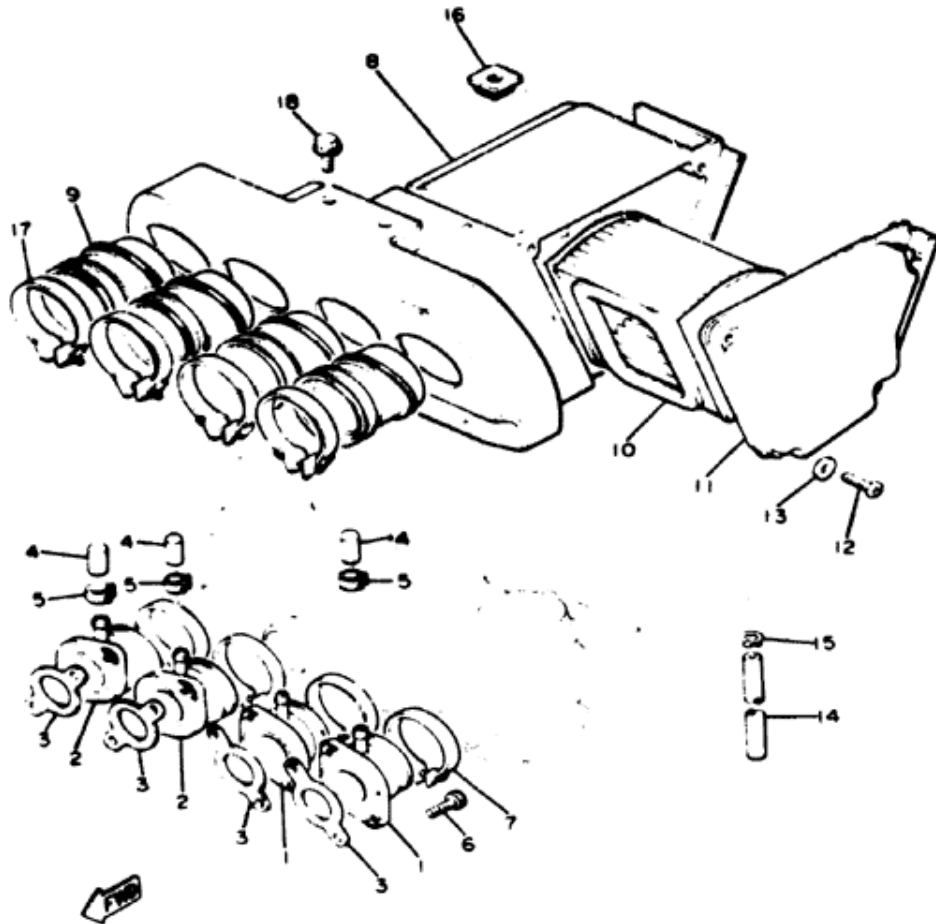


4U8110-3070

## OIL FILTER

| Ref. No. | Part Number     | Description                        | Qty. | Remarks |
|----------|-----------------|------------------------------------|------|---------|
| 1        | 4G0-13447-00-00 | COVER, oil element . . . . .       | 1    |         |
| 2        | 1L9-13440-11-00 | ELEMENT ASS'Y, (1L9-13440-91)      | 1    |         |
| 3        | 90480-23193-00  | . GROMMET . . . . .                | 2    |         |
| 4        | 1L9-13340-01-00 | BY-PASS VALVE ASS'Y . . . . .      | 1    |         |
| 5        | 93210-16629-00  | . O-RING (93210-16325) . . . . .   | 1    |         |
| 6        | 93210-88324-00  | O-RING . . . . .                   | 1    |         |
| 7        | 90201-21608-00  | WASHER, plate . . . . .            | 1    |         |
| 8        | 90501-20422-00  | SPRING, compression . . . . .      | 1    |         |
| 9        | 4G0-13417-03-00 | COVER, strainer . . . . .          | 1    |         |
| 10       | 4G0-13414-01-00 | GASKET, strainer cover . . . . .   | 1    |         |
| 11       | 99510-03016-00  | PIN, dowel (91810-18016) . . . . . | 2    |         |
| 12       | 90110-06138-00  | BOLT (91316-06030) . . . . .       | 10   |         |
| 13       | 91316-06040-00  | BOLT . . . . .                     | 2    |         |
| 14       | 4X7-13455-00-00 | PLUG . . . . .                     | 1    |         |
| 15       | 214-11198-01-00 | GASKET . . . . .                   | 1    |         |
| 16       | 90401-20053-00  | BOLT, union . . . . .              | 1    |         |
| 17       | 90201-20279-00  | WASHER, plate . . . . .            | 1    |         |

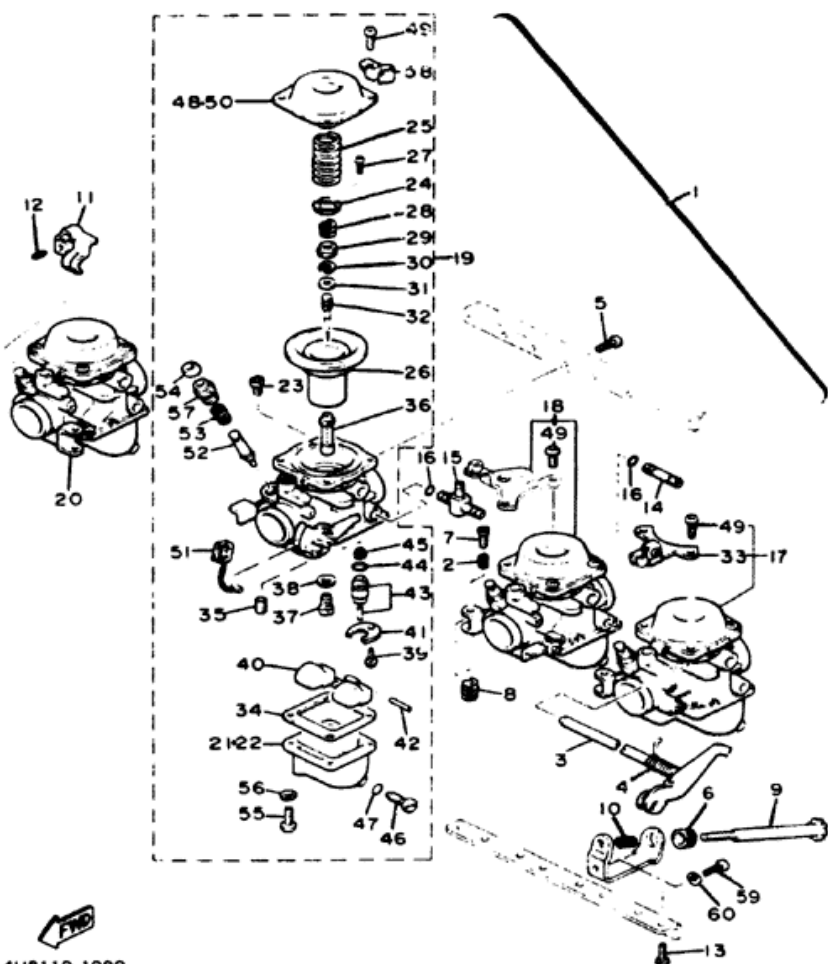
# INTAKE



| Ref. No. | Part Number     | Description                                | Qty. |
|----------|-----------------|--|------|
| 1        | 4G0-13586-02-00 | JOINT, carburetor 1<br>(4G0-13586-01)..... | 2    |
| 2        | 4G0-13596-02-00 | JOINT, carburetor 2<br>(4G0-13596-01)..... | 2    |
| 3        | 4G0-13586-00-00 | GASKET, manifold.....                      | 4    |
| 4        | 1J7-13569-00-00 | PLUG, blind .....                          | 3    |
| 5        | 90467-10039-00  | CLIP.....                                  | 3    |
| 6        | 91316-06018-00  | BOLT .....                                 | 8    |
| 7        | 90460-46178-00  | CLAMP, hose.....                           | 4    |
| 8        | 4U8-14401-00-00 | AIR CLEANER CASE ASS'Y ....                | 1    |
| 9        | 4G0-14453-00-00 | JOINT, air cleaner 1 .....                 | 4    |
| 10       | 4U8-14451-00-00 | ELEMENT, air cleaner .....                 | 1    |
| 11       | 4U8-14412-00-00 | CAP, cleaner case 1 .....                  | 1    |
| 12       | 98506-05025-00  | SCREW, pan head.....                       | 4    |
| 13       | 92906-05600-00  | WASHER, plate .....                        | 4    |
| 14       | 90446-11021-00  | HOSE.....                                  | 1    |
| 15       | 90467-09006-00  | CLIP.....                                  | 1    |
| 16       | 4H7-14484-00-00 | PLATE, cleaner case fitting ....           | 1    |
| 17       | 90460-56105-00  | CLAMP, hose.....                           | 4    |
| 18       | 90119-06029-00  | BOLT, with washer .....                    | 3    |







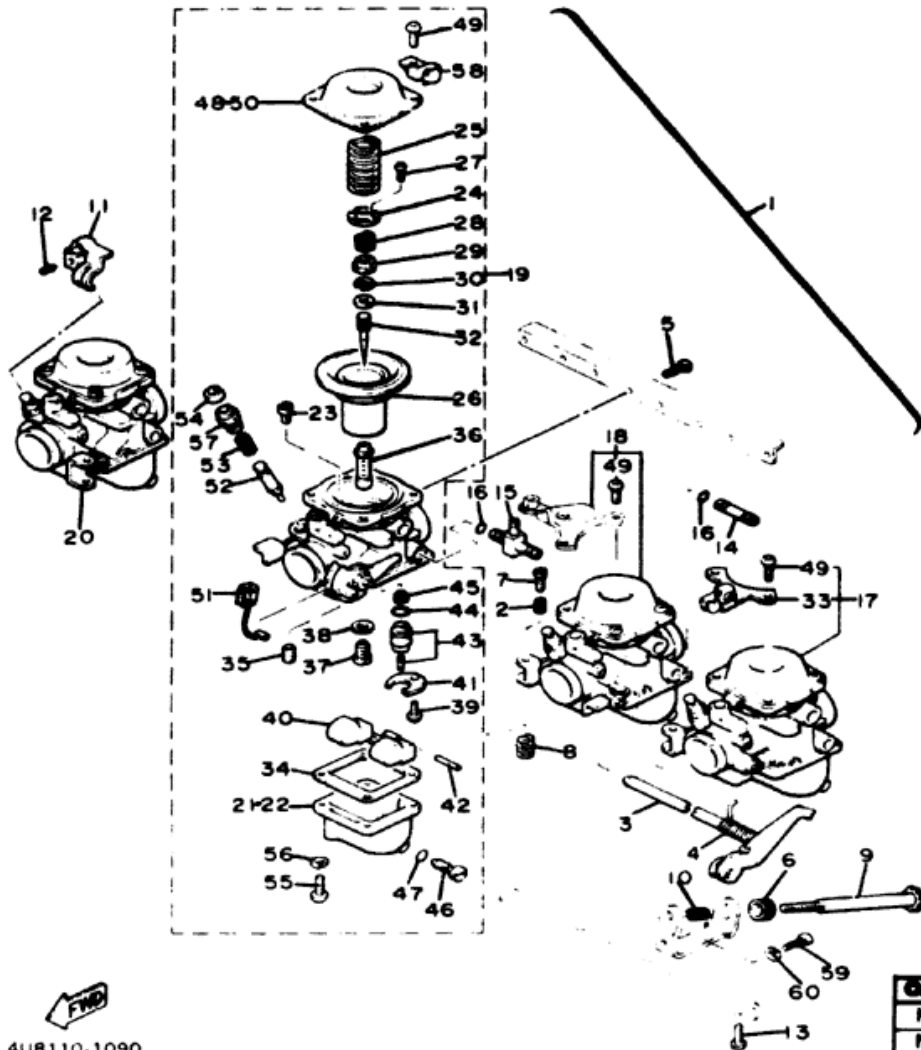
4U8110-1090

## CARBURETOR

| Ref. No. | Part Number       | Description                    | Qty. | Remarks |
|----------|-------------------|--------------------------------|------|---------|
| 1        | [4U8-14900-00-00] | CARBURETOR ASS'Y               | 1    |         |
| 2        | 3F7-14133-00-00   | SPRING, throttle stop          | 3    |         |
| 3        | [4G0-14975-00-00] | LEVER, starter 1               | 1    |         |
| 4        | 4G0-14938-00-00   | SPRING                         | 1    |         |
| 5        | 98580-05010-00    | SCREW, panhead (97801-05010)   | 8    |         |
| 6        | 4G0-14998-00-00   | BUSH                           | 1    |         |
| 7        | 820-14121-00-00   | SCREW, throttle stop           | 3    |         |
| 8        | 137-14134-00-00   | SPRING, air adjusting          | 3    |         |
| 9        | 31A-14103-00-00   | SCREW, throttle (4U8-14122-00) | 1    |         |
| 10       | 143-14133-00-00   | SPRING, throttle stop          | 1    |         |
| 11       | 4G0-14905-00-00   | LEVER, stater                  | 4    |         |
| 14       | 584-14991-00-00   | SCREW                          | 4    |         |
| 13       | 92501-06014-00    | SCREW, panhead (97801-06014)   | 8    |         |
| 14       | 4G0-14988-00-00   | PIPE, starter connecting       | 2    |         |
| 15       | 4U8-14988-00-00   | PIPE, starter connecting       | 1    |         |
| 16       | 822-14147-00-00   | O-RING                         | 12   |         |
| 17       | 4U8-14901-00-00   | CARBURETOR ASS'Y 1             | 1    |         |
| 18       | [4U8-14902-00-00] | CARBURETOR ASS'Y 2             | 1    |         |
| 19       | 4U8-14903-00-00   | CARBURETOR ASS'Y 3             | 1    |         |
| 20       | 4U8-14904-00-00   | CARBURETOR ASS'Y 4             | 1    |         |

| CARBURETOR - Manufacturer / Type / I.D. Number                       | Mikuni / 5838 / 4U8-00                  |
|--|---|
| Main Jet / Pilot Jet   | 112.5 / 38                              |
| Needle Jet / Jet Needle-Clip Position                                | O-5 / 4G211 Fixed                       |
| Slide Cutaway  | #                                       |
| Float Level / Fuel Level   | 30mm / 2.0 ± 1mm                        |
| Idle rpm   | 1200 rpm                                |
| Max CO <sub>2</sub> / Max HC <sub>2</sub> / Set CO (Using YICS Tool) | 7% / 500 ppm / 4% (All Settings @ Idle) |

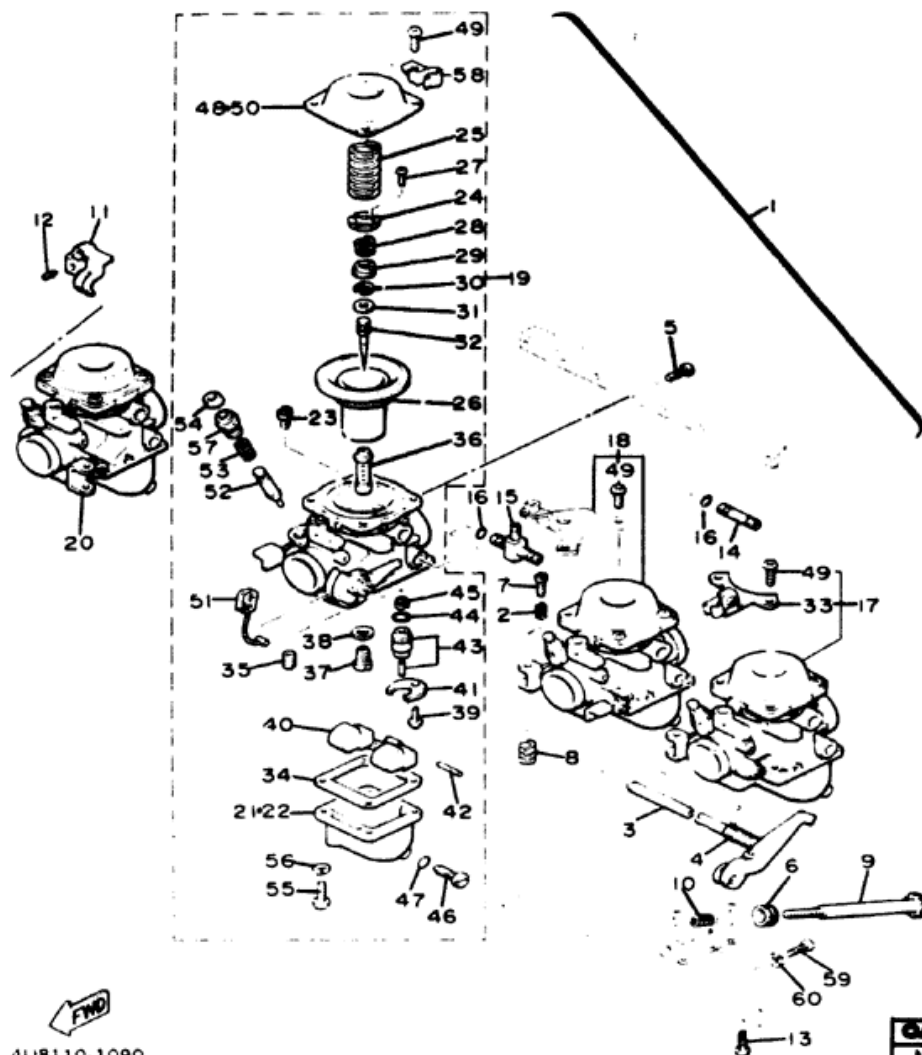
# CARBURETOR



| Ref. No. | Part Number     | Description                             | Qty. | Remarks |
|----------|-----------------|---|------|---------|
| 21       | 4G0-14981-07-00 | BODY, float chamber                     | 2    |         |
| 22       | 4G0-14982-07-00 | BODY, float chamber                     | 2    |         |
| 23       | 3G2-14231-34-00 | JET, main (#170.0)<br>(256-14944-34-00) | 4    |         |
| 24       | 4U8-14936-00-00 | SEAT, spring                            | 4    |         |
| 25       | 4U8-14933-00-00 | SPRING, diaphragm                       | 4    |         |
| 26       | 4G0-14940-00-00 | DIAPHRAGM ASS'Y.                        | 4    |         |
| 27       | 97802-03008-00  | SCREW, pan head                         | 8    |         |
| 28       | 3F7-14589-00-00 | SPRING                                  | 4    |         |
| 29       | 2N6-14227-01-00 | WASHER                                  | 4    |         |
| 30       | 164-14137-00-00 | CLIP                                    | 4    |         |
| 31       | 2N6-14918-01-00 | RING                                    | 4    |         |
| 32       | 443-14116-11-00 | NEEDLE                                  | 4    |         |
| 33       | 4G0-14926-00-00 | BRACKET, throttle 1                     | 1    |         |
| 34       | 4G0-14984-00-00 | GASKET, float chamber                   | 4    |         |
| 35       | 4G0-14142-35-A0 | JET, pilot (#35.0)                      | 4    |         |
| 36       | 4U8-14941-38-00 | NOZZLE, main                            | 4    |         |
| 37       | 620-14231-73-A0 | JET, main (#365.0)                      | 4    |         |
| 38       | 137-14153-00-00 | WASHER, main jet                        | 4    |         |
| 39       | 98501-04006-00  | SCREW, pan head<br>(98501-04005)        | 4    |         |
| 40       | 4G0-14985-00-00 | FLOAT                                   | 4    |         |

| Carburetor - Mfr. / Type / I.D. Number             | Mikuni / BS26 / 4U8-00                       |
|--|--|
| Main Jet / Pilot Jet                               | 112.5 / 35                                   |
| Needle Jet / Jet Needle-Clip Position              | 0-8 / 4G211 Fixed                            |
| Slide Cutaway or Throttle Valve                    | 130  |
| Float Level / Fuel Level                           | 2.0 ± 1mm (Measured From Body Edge) / 30.0mm |
| Idle rpm   | 1200   |
| Max CO <sub>2</sub> / Max HC <sub>2</sub> / Set CO | 7% / 500 ppm** / 4% (All Settings @ Idle)    |

# CARBURETOR

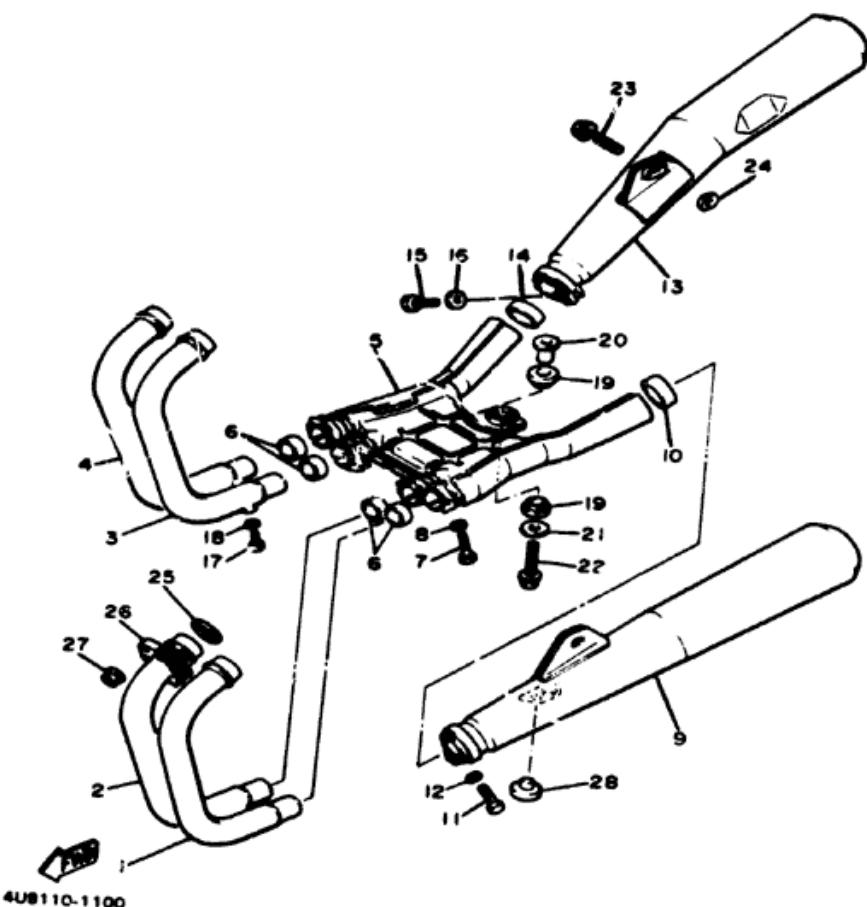


| Ref. No. | Part Number     | Description                               | Qty. | Remarks |
|----------|-----------------|---|------|---------|
| 41       | 2H0-14146-00-00 | PLATE.....                                | 4    |         |
| 42       | 537-14186-00-00 | PIN, float.....                           | 4    |         |
| 43       | 25G-14107-20-00 | NEEDLE VALVE ASS'Y<br>(3L1-14190-20)..... | 4    |         |
| 44       | 8F2-14147-00-00 | O-RING.....                               | 4    |         |
| 45       | 1J7-14994-00-00 | NET, filter.....                          | 4    |         |
| 46       | 2L1-14191-00-00 | PLUG, drain.....                          | 4    |         |
| 47       | 214-14147-00-00 | O-RING.....                               | 4    |         |
| 48       | 4G0-14958-00-00 | COVER, diaphragm (1,4) ....               | 2    |         |
| 49       | 98580-05010-00  | SCREW, pan head<br>(97801-05010).....     | 16   |         |
| 50       | 4U8-14958-00-00 | COVER, diaphragm (2,3) ....               | 2    |         |
| 51       | 4G0-14130-00-00 | CABLE.....                                | 1    |         |
| 52       | 4G0-14171-00-00 | PLUNGER, starter.....                     | 4    |         |
| 53       | 256-14135-00-00 | SPRING, plunger.....                      | 4    |         |
| 54       | 306-14173-00-00 | COVER, plunger cap.....                   | 4    |         |
| 55       | 98503-04014-00  | SCREW, pan head<br>(98503-04015).....     | 16   |         |
| 56       | 92901-04100-00  | WASHER, spring.....                       | 16   |         |
| 57       | 584-14176-00-00 | CAP, plunger.....                         | 4    |         |
| 58       | 4G0-14139-00-00 | CLIP, pipe.....                           | 1    |         |
| 59       | 98501-05010-00  | SCREW, pan head<br>(98503-05008).....     | 1    |         |
| 60       | 92903-05100-00  | WASHER, spring<br>(92902-05100).....      | 1    |         |

| CARBURETOR — Mfr. / Type / I.D. Number | Mikuni / BS28 / 4U8-00                       |
|--|--|
| Main Jet / Pilot Jet                   | 112.5 / 35                                   |
| Needle Jet / Jet Needle-Clip Position  | 0-8 / 4G211 Fixed                            |
| Slide Cutaway or Throttle Valve        | 130  |
| Float Level / Fuel Level               | 2.0 ± 1mm (Measured From Body Edge) / 30.0mm |
| Idle rpm                               | 1200   |
| Max CO* / Max HC* / Set CO             | 7% / 500 ppm** / 4% (All Settings @ Idle)    |

## EXHAUST

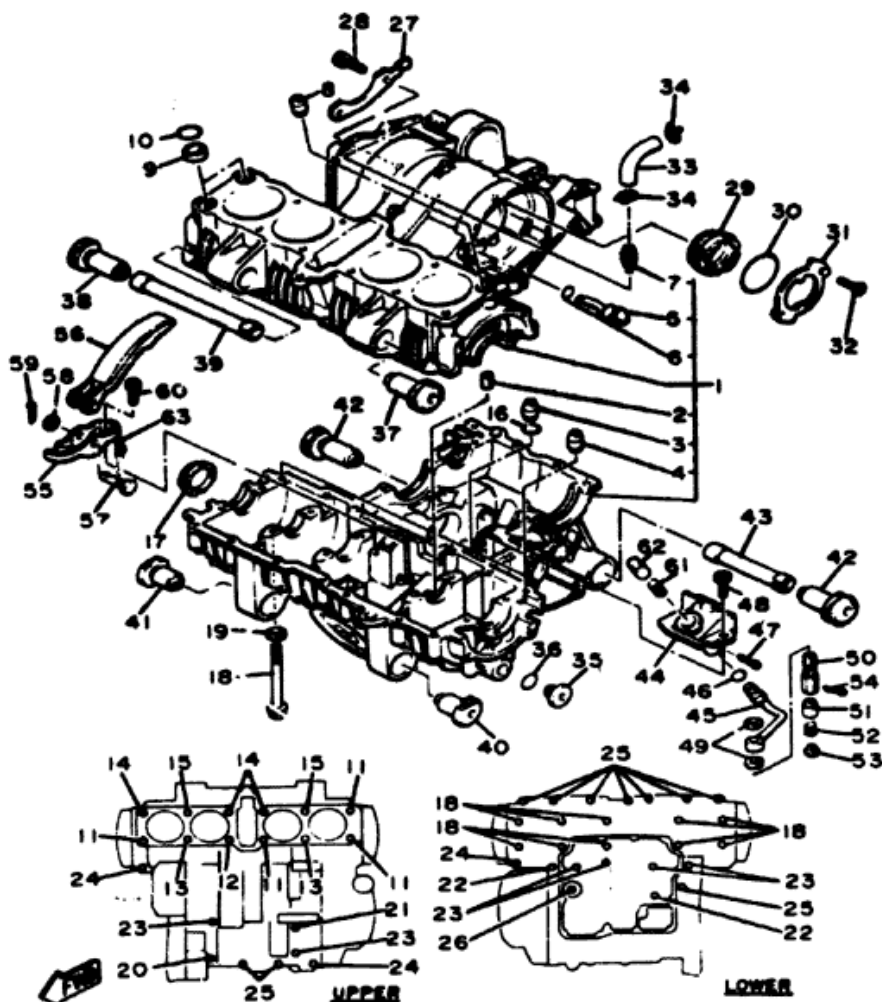
| Ref. No. | Part Number     | Description                     | Qty. | Remarks |
|----------|-----------------|---------------------------------|------|---------|
| 1        | 4G0-14611-00-00 | PIPE, exhaust 1                 | 1    |         |
| 2        | 4G0-14621-00-00 | PIPE, exhaust 2                 | 1    |         |
| 3        | 4G0-14631-00-00 | PIPE, exhaust 3                 | 1    |         |
| 4        | 4G0-14641-00-00 | PIPE, exhaust 4                 | 1    |         |
| 5        | 4G0-14615-02-00 | JOINT, exhaust 1 (4G0-14615-01) | 1    |         |
| 6        | 4H7-14714-00-00 | GASKET, muffler                 | 4    |         |
| 7        | 97313-08020-00  | BOLT                            | 4    |         |
| 8        | 92901-08600-00  | WASHER, plate                   | 4    |         |
| 9        | 4U8-14711-00-00 | MUFFLER 1                       | 1    |         |
| 10       | 1L9-14714-01-00 | GASKET, muffler                 | 1    |         |
| 11       | 97013-08025-00  | BOLT (97311-08025)              | 1    |         |
| 12       | 92901-08600-00  | WASHER, plate                   | 1    |         |
| 13       | 4U8-14721-00-00 | MUFFLER 2                       | 1    |         |
| 14       | 1L9-14714-01-00 | GASKET, muffler                 | 1    |         |
| 15       | 97013-08025-00  | BOLT (97311-08025)              | 1    |         |
| 16       | 92901-08600-00  | WASHER, plate                   | 1    |         |
| 17       | 97013-08012-00  | BOLT (97313-08012)              | 4    |         |
| 18       | 92990-08600-00  | WASHER, plate                   | 4    |         |
| 19       | 4K0-14747-00-00 | DAMPER, muffler                 | 2    |         |
| 20       | 4G0-14638-00-00 | COLLAR                          | 1    |         |
| 21       | 90201-10669-00  | WASHER, plate                   | 1    |         |
| 22       | 95811-10040-00  | BOLT, flange (95801-10040)      | 1    |         |
| 23       | 95801-10035-00  | BOLT, flange                    | 2    |         |
| 24       | 90179-10276-00  | NUT                             | 2    |         |
| 25       | 4H7-14613-00-00 | GASKET, exhaust pipe            | 4    |         |
| 26       | 4H7-14612-00-00 | NUT, ring                       | 4    |         |
| 27       | 90179-06499-00  | NUT (90179-06306)               | 8    |         |
| 28       | 371-27114-00-00 | STOPPER, main stand             | 1    |         |



Max CO\* Max HC\* Set CO (Using YICS Tool) 7% / 500 ppm / 4% (All Settings @ Idle)

"These replacement parts comply with all Florida laws and regulations requiring testing and certification of exhaust system replacement parts."

# CRANKCASE

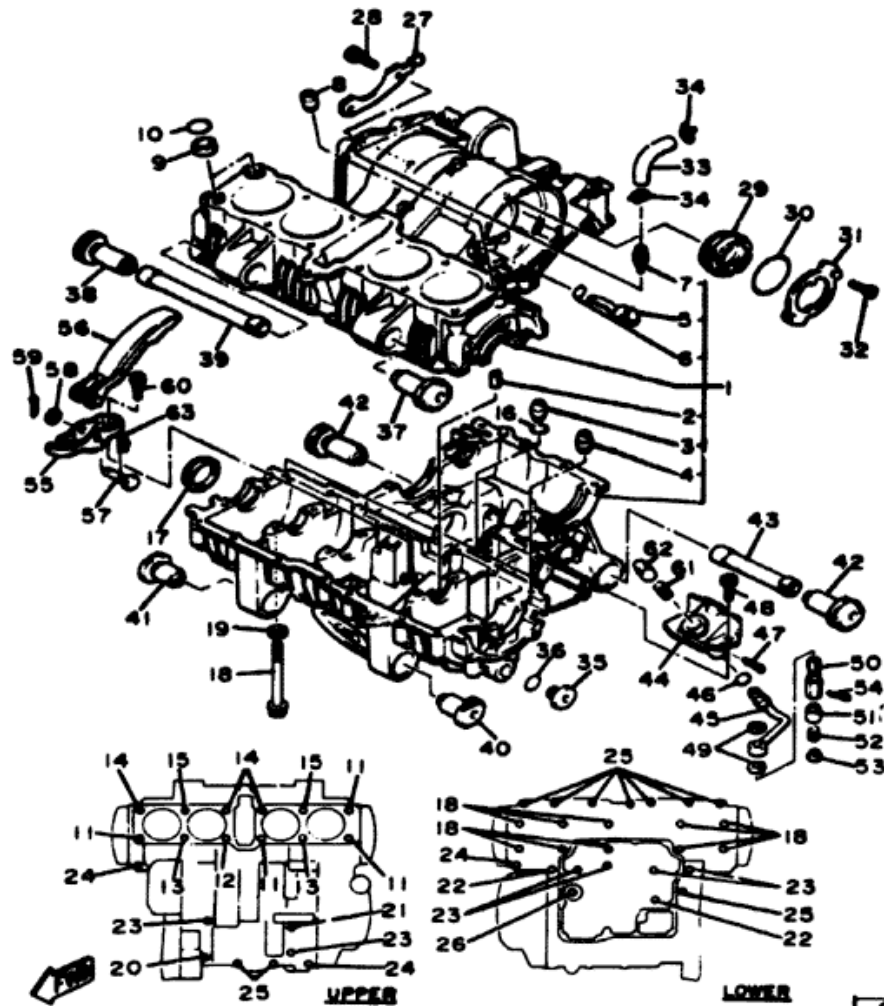


4UB110-2110

| Ref. No. | Part Number     | Description                    | Qty. | Remarks |
|----------|-----------------|--------------------------------|------|---------|
| 1        | 4G0-15100-03-00 | CRANKCASE ASS'Y (4G0-15100-01) | 1    |         |
| 2        | 4G0-15138-00-00 | NOZZLE 1                       | 3    |         |
| 3        | 99530-10014-00  | PIN, dowel (91830-21014)       | 1    |         |
| 4        | 99530-12016-00  | PIN, dowel (91830-22016)       | 2    |         |
| 5        | 4G0-15148-00-00 | NOZZLE 2                       | 1    |         |
| 6        | 93210-11453-00  | O-RING                         | 1    |         |
| 7        | 371-11167-01-00 | COVER, breather 2              | 1    |         |
| 8        | 99530-14016-00  | PIN, dowel (91830-24016)       | 1    |         |
| 9        | 90387-16547-00  | COLLAR                         | 2    |         |
| 10       | 93210-18322-00  | O-RING                         | 2    |         |
| 11       | 90116-08338-00  | BOLT, stud                     | 4    |         |
| 12       | 90116-08339-00  | BOLT, stud                     | 1    |         |
| 13       | 90116-08340-00  | BOLT, stud                     | 2    |         |
| 14       | 4G0-11363-00-00 | BOLT, cylinder holding 3       | 3    |         |
| 15       | 4G0-11364-00-00 | BOLT, cylinder holding 4       | 2    |         |
| 16       | 93210-09350-00  | O-RING                         | 1    |         |
| 17       | 4H7-15167-10-00 | PLUG (90338-48105)             | 1    |         |
| 18       | 95811-08100-00  | BOLT, flange                   | 10   |         |
| 19       | 90201-094G1-00  | WASHER, plate (90201-08366)    | 8    |         |
| 20       | 95811-08020-00  | BOLT, flange                   | 1    |         |
| 21       | 95811-06115-00  | BOLT, flange                   | 1    |         |

|                                   |                          |
|-----------------------------------|--------------------------|
| Drain Plug                        | 14 x 1.50: 4.3 m+kg      |
| Oiling System                     | Wet Sump                 |
| Capacity: Dry                     | 2900cc                   |
| Oil and Filter Change             | 2500cc                   |
| Oil Change                        | 2200cc                   |
| Lubricant: Temp. Above 5°C (40°F) | Yamalube 4° or SAE 20W40 |
| Temp. Below 15°C (60°F)           | SAE 10W30                |

# CRANKCASE

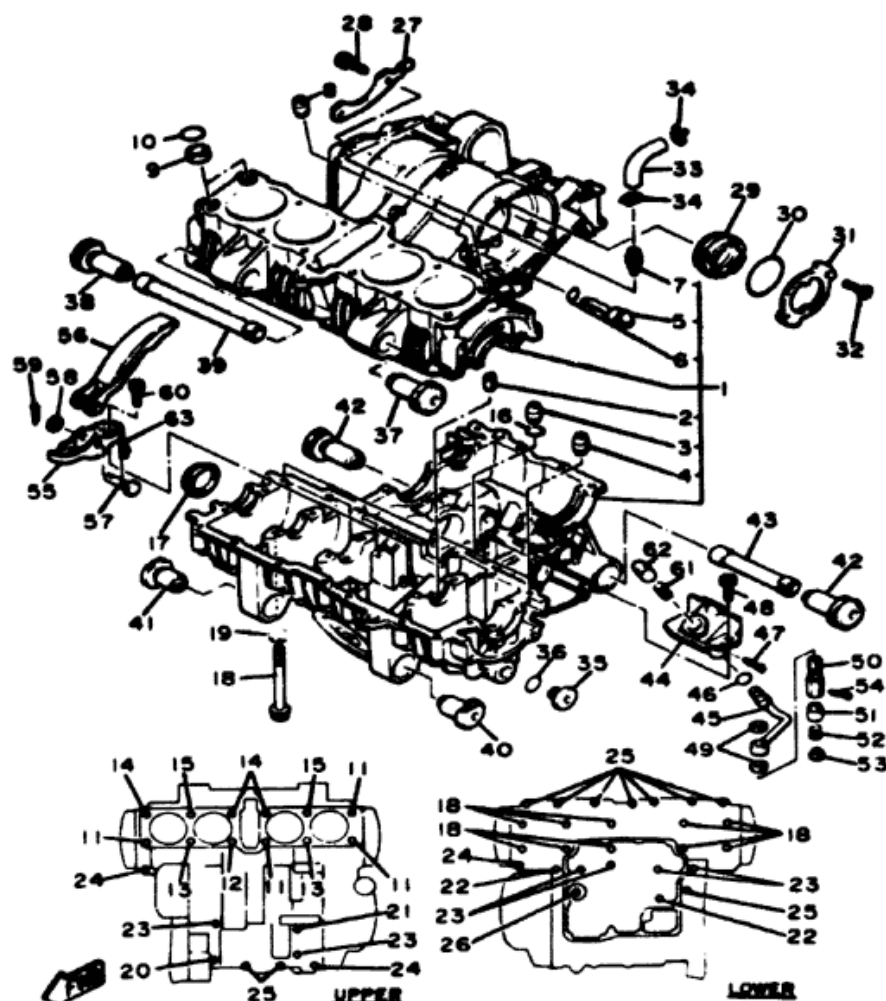


4U8110-2110

| Ref. No. | Part Number     | Description                  | Qty. | Remarks |
|----------|-----------------|------------------------------|------|---------|
| 22       | 95811-06095 J0  | BOLT, flange. ....           | 2    |         |
| 23       | 95811-06065-00  | BOLT, flange. ....           | 6    |         |
| 24       | 95811-06055-00  | BOLT, flange. ....           | 3    |         |
| 25       | 95811-06045-00  | BOLT, flange. ....           | 10   |         |
| 26       | 95811-06035-00  | BOLT, flange. ....           | 1    |         |
| 27       | 4G0-15381-00-00 | PLATE, bearing cover. ....   | 1    |         |
| 28       | 91316-06016-00  | BOLT (91316-06015) ....      | 2    |         |
| 29       | 4G0-15163-00-00 | HOUSING, bearing 1 ....      | 1    |         |
| 30       | 93210-48460-00  | O-RING. ....                 | 1    |         |
| 31       | 4G0-15383-00-00 | PLATE, bearing cover. ....   | 1    |         |
| 32       | 90151-06014-00  | SCREW, countersunk. ....     | 2    |         |
| 33       | 4G0-11166-00-00 | PIPE, breather 1 ....        | 1    |         |
| 34       | 90467-14015-00  | CLIP. ....                   | 2    |         |
| 35       | 4H7-15189-00-00 | PLUG. ....                   | 2    |         |
| 36       | 93210-21276-00  | O-RING. ....                 | 2    |         |
| 37       | 4G0-15336-00-00 | DAMPER, engine mount 3. .... | 1    |         |
| 38       | 4G0-15338-00-00 | DAMPER, engine mount 5. .... | 1    |         |
| 39       | 4G0-15317-00-00 | SPACER, engine mount. ....   | 1    |         |
| 40       | 4G0-15316-00-00 | DAMPER, engine mount 1. .... | 1    |         |

|                                   |                          |
|-----------------------------------|--------------------------|
| Oiling System                     | Wet Sump                 |
| Capacity: Dry                     | 2900cc                   |
| Oil and Filter Change             | 2500cc                   |
| Oil Change                        | 2200cc                   |
| Lubricant: Temp. Above 5°C (40°F) | Yamalube 4° or SAE 20W40 |
| Temp. Below 15°C (60°F)           | SAE 10W30                |
| Drain Plug                        | 14 x 1.50: 4.3 m-kg      |

# CRANKCASE



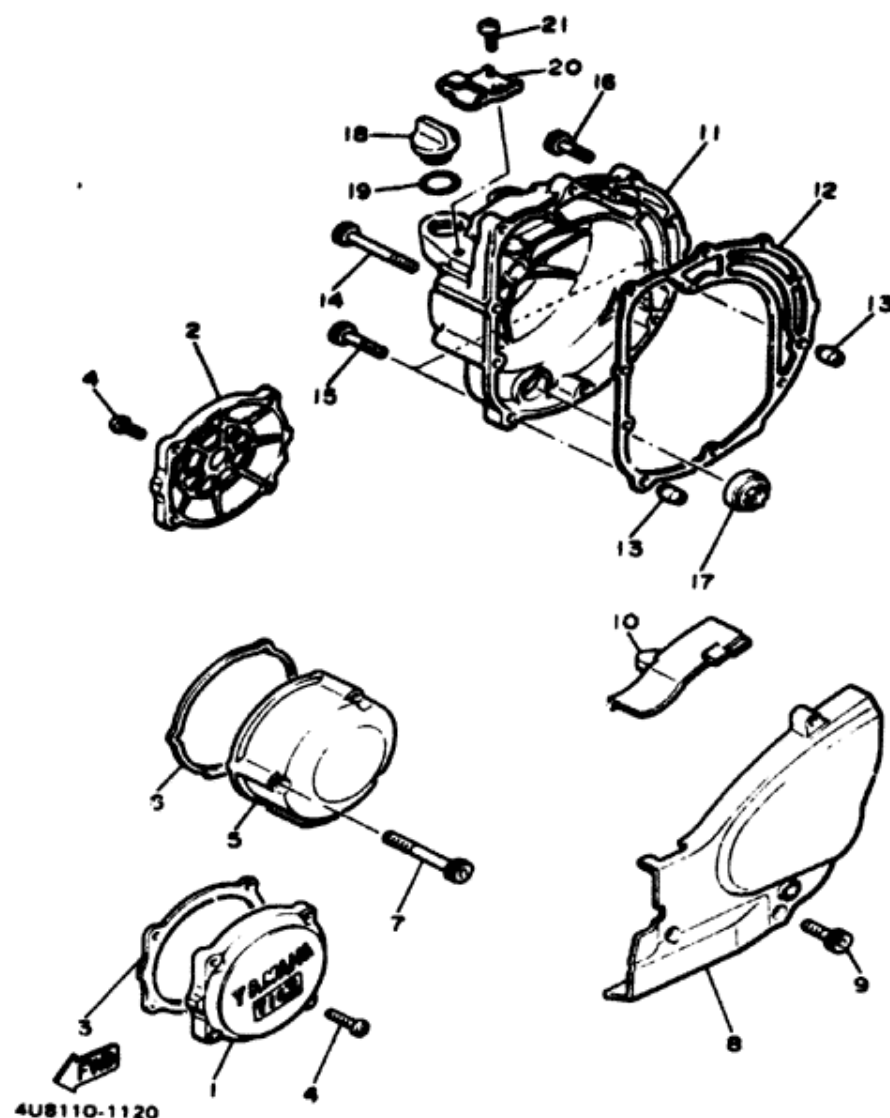
4U8110-2110

| Ref. No. | Part Number     | Description                   | Qty. | Remark |
|----------|-----------------|-------------------------------|------|--------|
| 41       | 4G0-15337-00-00 | DAMPER, engine mount 2.....   | 1    |        |
| 42       | 4G0-15326-00-00 | DAMPER, engine mount 2.....   | 2    |        |
| 43       | 4G0-15327-00-00 | SPACER, engine mount.....     | 1    |        |
| 44       | 4G0-11592-00-00 | TENSIONER, chain.....         | 1    |        |
| 45       | 4G0-13171-00-00 | PIPE, delivery 2.....         | 1    |        |
| 46       | 93210-07540-00  | O-RING (93210-07435).....     | 1    |        |
| 47       | 91401-25020-00  | PIN, cotter.....              | 1    |        |
| 48       | 90110-06043-00  | BOLT, hexagon socket head.... | 2    |        |
| 49       | 90430-10027-00  | GASKET.....                   | 2    |        |
| 50       | 4G0-11576-00-00 | BODY, relief.....             | 1    |        |
| 51       | 4G0-11577-00-00 | PLUNGER, relief.....          | 1    |        |
| 52       | 90501-08614-00  | SPRING, compression.....      | 1    |        |
| 53       | 90209-03202-00  | WASHER.....                   | 1    |        |
| 54       | 91401-20020-00  | PIN, cotter.....              | 1    |        |
| 55       | 4G0-11497-00-00 | BRACKET, tensioner.....       | 1    |        |
| 56       | 4G0-11489-00-00 | ARM tensioner.....            | 1    |        |
| 57       | 90240-08078-00  | PIN, clevis.....              | 1    |        |
| 58       | 92901-05600-00  | WASHER, plate.....            | 1    |        |
| 59       | 91401-25015-00  | PIN, cotter.....              | 1    |        |
| 60       | 90110-06043-00  | BOLT, hexagon socket head.... | 2    |        |
| 61       | 90501-12604-00  | SPRING, compression.....      | 1    |        |
| 62       | 4G0-11597-00-00 | PLUNGER, tensioner.....       | 1    |        |
| 63       | 90468-18110-00  | CLIP.....                     | 1    |        |

|                                   |                          |
|-----------------------------------|--------------------------|
| Oiling System                     | Wet Sump                 |
| Capacity: Dry                     | 2900cc                   |
| Oil and Filter Change             | 2500cc                   |
| Oil Change                        | 2200cc                   |
| Lubricant: Temp. Above 5°C (40°F) | Yamalube 4° or SAE 20W40 |
| Temp. Below 15°C (60°F)           | SAE 10W30                |
| Drain Plug                        | 14 x 1.50: 4.3 m-kg      |

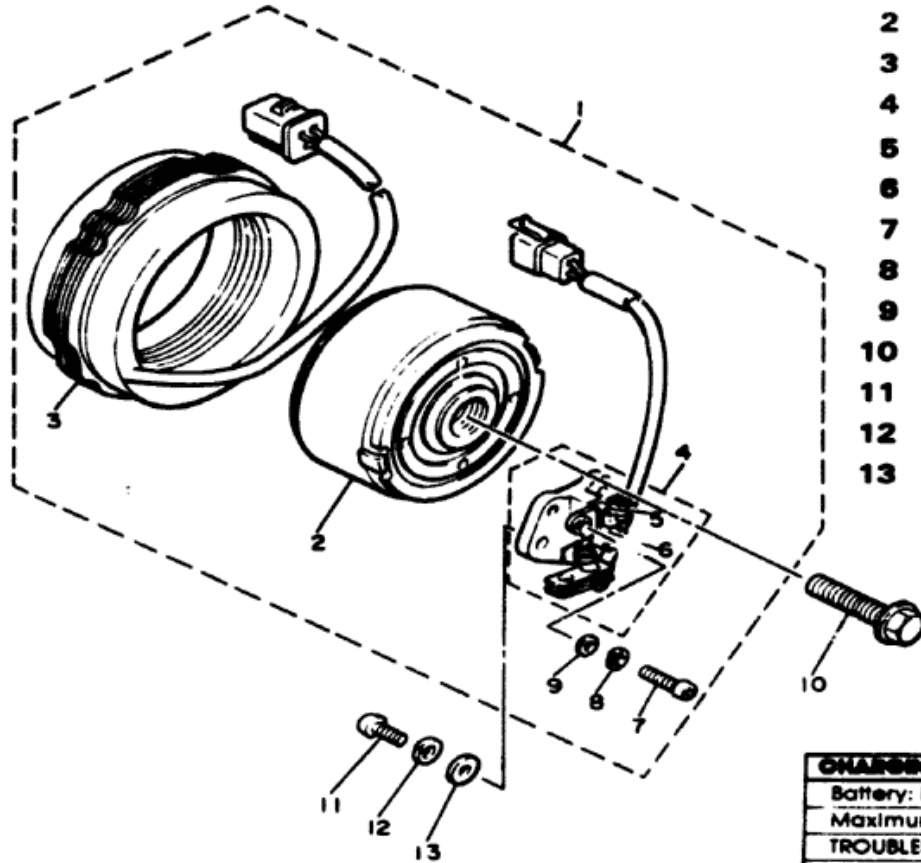


# CRANKCASE COVER



| Ref. No. | Part Number     | Description                                    | Qty. |
|----------|-----------------|--|------|
| 1        | 4U8-15416-01-00 | COVER, oil pump (4U8-15410-00)                 | 1    |
| 2        | 4U8-15426-01-00 | COVER, oil pump 2 (4U8-15420-00)               | 1    |
| 3        | 4H7-15456-00-00 | GASKET, oil pump cover 1 . . . . .             | 1    |
| 4        | 98980-06020-00  | SCREW, blind (98901-06020) . . .               | 8    |
| 5        | 4G0-15415-01-00 | COVER, generator (4G0-15415-00)                | 1    |
| 6        | 24J-15455-00-00 | GASKET 1 (4G0-15455-00) . . . . .              | 1    |
| 7        | 91311-06070-00  | BOLT . . . . .                                 | 3    |
| 8        | 4G0-15411-00-00 | COVER, crankcase 1 . . . . .                   | 1    |
| 9        | 91311-06025-00  | BOLT . . . . .                                 | 3    |
| 10       | 4G0-15425-00-00 | COVER, generator 2 . . . . .                   | 1    |
| 11       | 4G0-15421-02-00 | COVER, crankcase 2<br>(4G0-15421-01) . . . . . | 1    |
| 12       | 4G0-15461-01-00 | GASKET, crankcase cover 2 . . . . .            | 1    |
| 13       | 99530-10014-00  | PIN, dowel (91830-21014) . . . . .             | 2    |
| 14       | 91311-06070-00  | BOLT . . . . .                                 | 2    |
| 15       | 91311-06040-00  | BOLT . . . . .                                 | 2    |
| 16       | 91311-06030-00  | BOLT . . . . .                                 | 6    |
| 17       | 3Y1-15361-00-00 | GAUGE, level . . . . .                         | 1    |
| 18       | 2H7-15363-00-00 | PLUG, oil . . . . .                            | 1    |
| 19       | 93210-27370-00  | O-RING . . . . .                               | 1    |
| 20       | 4G0-15441-00-00 | HOLDER, clutch cable . . . . .                 | 1    |
| 21       | 92580-06012-00  | SCREW, pan head (92503-06012)                  | 1    |

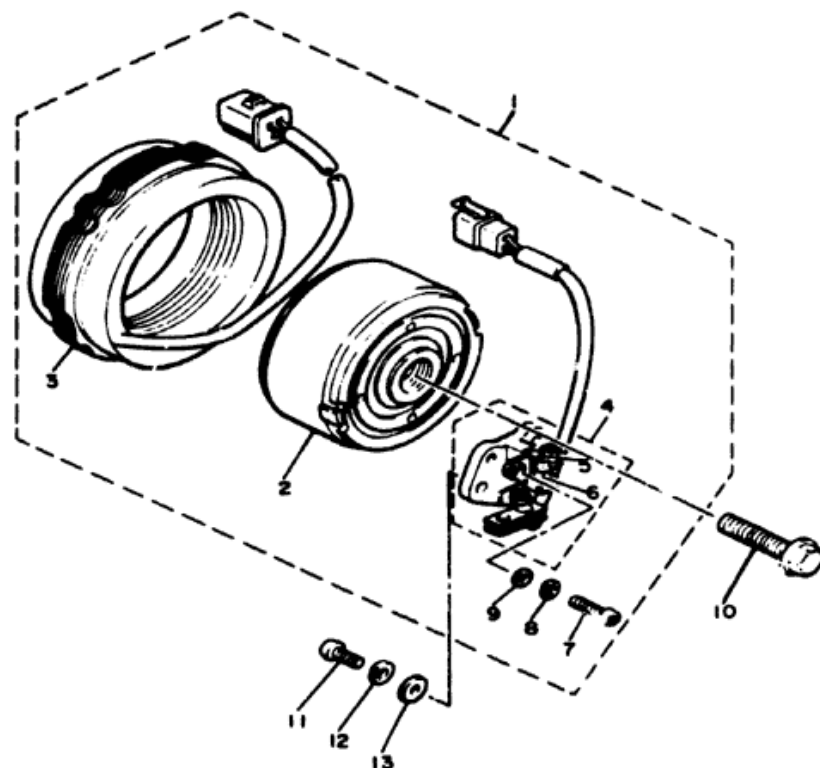
## GENERATOR



| Ref. No. | Part Number     | Description                     | Qty. | Remarks |
|----------|-----------------|---------------------------------|------|---------|
| 1        | 4G0-81600-10-00 | A.C. GENERATOR ASS'Y. ....      | 1    |         |
| 2        | 4G0-81650-10-00 | . ROTOR ASS'Y. ....             | 1    |         |
| 3        | 4G0-81610-10-00 | . STATOR ASS'Y. ....            | 1    |         |
| 4        | 4G0-81619-10-00 | . BRUSH HOLDER ASS'Y. ....      | 1    |         |
| 5        | 46X-81611-10-00 | . . BRUSH 1 (4G0-81611-10)...   | 1    |         |
| 6        | 4G0-81612-10-00 | . . BRUSH 2 .....               | 1    |         |
| 7        | 98511-04012-00  | . SCREW, pan head (98501-04012) | 2    |         |
| 8        | 92901-04100-00  | . WASHER, spring (92903-04100)  | 2    |         |
| 9        | 92901-04600-00  | . WASHER, plate .....           | 2    |         |
| 10       | 90105-10152-00  | BOLT, washer based .....        | 1    |         |
| 11       | 92503-06015-00  | SCREW, pan head (92502-06016)   | 2    |         |
| 12       | 92990-06100-00  | WASHER, spring (92903-06100)    | 2    |         |
| 13       | 92901-06600-00  | WASHER (92902-06600) .....      | 2    |         |

| CHARGING SYSTEM                                 |  |
|---|--|
| Battery: Model / Specific Gravity / Charge Rate | AC Generator / 3-Phase / Full Wave<br>GS 12N12A-4A / 1.28 / 1.2A |
| Maximum Output                                  | 14V 17A @ 5000 rpm   |
| TROUBLESHOOTING                                 |  |
| Field Coil Color Code / Ω                       | Rotor: Grn~Brn/4.5Ω ± 10% Stator: Wht~Wht/0.5Ω ± 10%             |



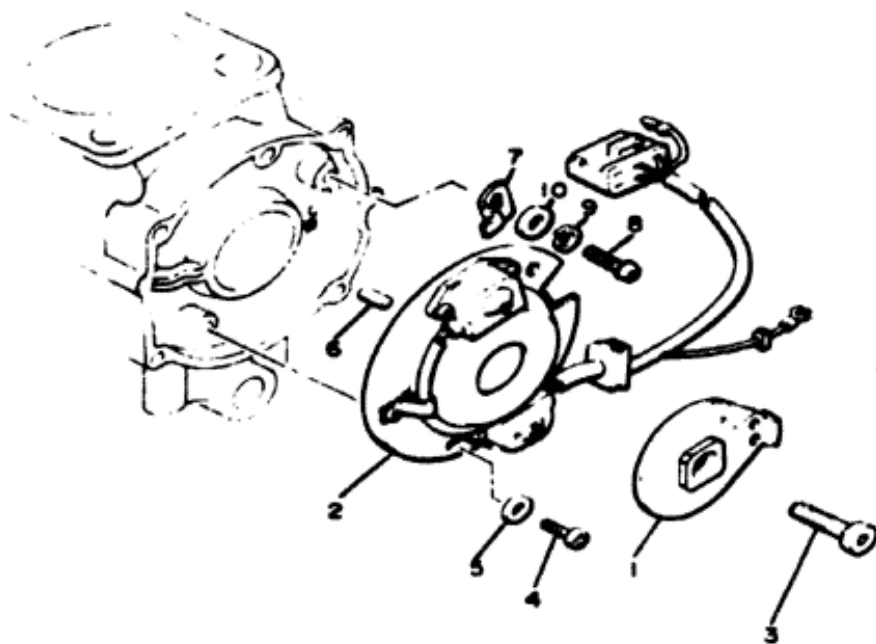


## GENERATOR

| Ref. No. | Part Number     | Description                                 | Qty. | Remarks |
|----------|-----------------|---|------|---------|
| 1        | 4G0-81600-10-00 | A.C. GENERATOR ASS'Y . . . . .              | 1    |         |
| 2        | 1UJ-81650-10-00 | . ROTOR ASS'Y<br>(4G0-81640-10) . . . . .   | 1    |         |
| 3        | 4G0-81610-10-00 | . STATOR ASS'Y . . . . .                    | 1    |         |
| 4        | 4G0-81619-10-00 | . BRUSH HOLDER ASS'Y . . . . .              | 1    |         |
| 5        | 46X-81611-10-00 | . BRUSH 1 (4G0-81611-10) . . . . .          | 1    |         |
| 6        | 4G0-81612-10-00 | . BRUSH 2 . . . . .                         | 1    |         |
| 7        | 98511-04012-00  | . SCREW, panhead<br>(98501-04012) . . . . . | 2    |         |
| 8        | 92901-04100-00  | . WASHER, spring . . . . .                  | 2    |         |
| 9        | 92901-04600-00  | . WASHER, plate . . . . .                   | 2    |         |
| 10       | 90105-10152-00  | BOLT, washer head . . . . .                 | 1    |         |
| 11       | 92503-06015-00  | SCREW, panhead<br>(92503-06016) . . . . .   | 2    |         |
| 12       | 92990-06100-00  | WASHER, spring (92902-06100) . . . . .      | 2    |         |
| 13       | 92901-06600-00  | WASHER (92902-06600) . . . . .              | 2    |         |

| Generator Series                                | AC Generator / 3-Phase / Full Wave |
|---|------------------------------------|
| Battery: Model / Specific Gravity / Charge Rate | 12N12A-4A (12V/12Ah) / 1.26 / 1.2A |
| Maximum Output                                  | 14V/17A @ 6000 rpm                 |
| Field Coil Color Code / Ω                       | Grn ~ Blk / 4.80 ± 10%             |
| Stator Coil Color Code / Ω                      | Wht ~ Wht / 0.80 ± 10%             |

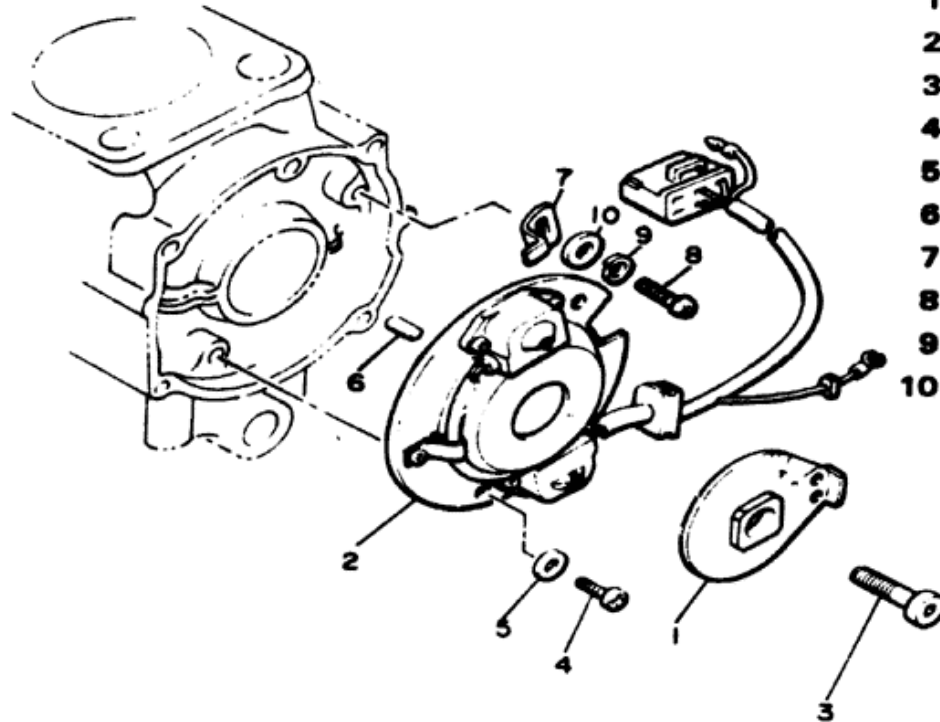
## PICKUP COIL - GOVERNOR



| Ref.<br>No. | Part<br>Number  | Description                   | Qty. |
|-------------|-----------------|-------------------------------|------|
| 1           | 4U8-81673-10-00 | ROTOR .....                   | 1    |
| 2           | 4U8-81671-10-00 | BASE, pickup.....             | 1    |
| 3           | 91316-08030-00  | BOLT .....                    | 1    |
| 4           | 92503-06012-00  | SCREW, pan head (92501-06012) | 2    |
| 5           | 92903-06200-00  | WASHER, plain (92901-06200)   | 2    |
| 6           | 93604-08071-00  | PIN, dowel .....              | 1    |
| 7           | 4H7-81632-00-00 | PLATE, timing .....           | 1    |
| 8           | 92503-06012-00  | SCREW, pan head (92501-06012) | 1    |
| 9           | 92903-06100-00  | WASHER, spring (92901-06100)  | 1    |
| 10          | 92901-06600-00  | WASHER, plate .....           | 1    |



# PICKUP COIL • GOVERNOR



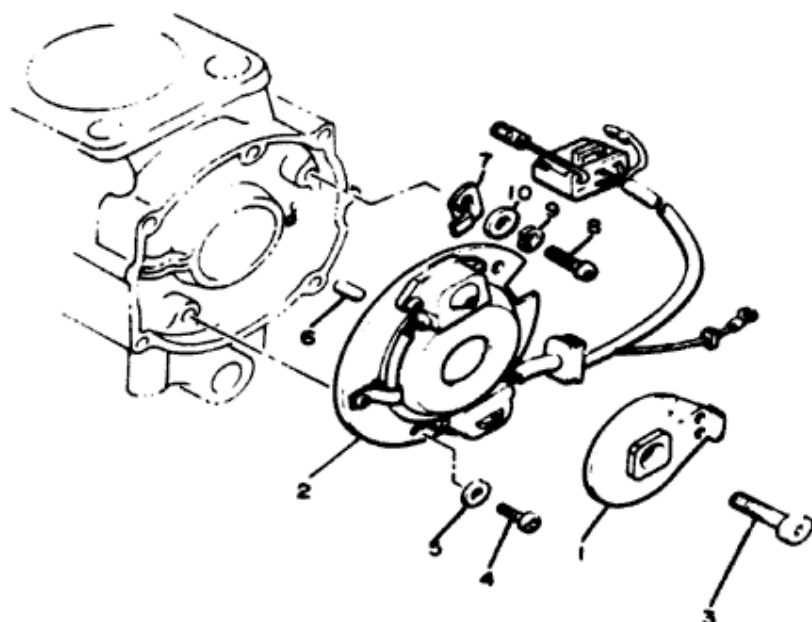
| Ref. No. | Part Number     | Description                   | Qty. |
|----------|-----------------|-------------------------------|------|
| 1        | 4U8-81673-10-00 | ROTOR .....                   | 1    |
| 2        | 4U8-81671-10-00 | BASE, pick-up .....           | 1    |
| 3        | 91318-08030-00  | BOLT .....                    | 1    |
| 4        | 92580-06012-00  | SCREW, pan head (92503-06012) | 2    |
| 5        | 92990-06200-00  | WASHER, plain (92903-06200)   | 2    |
| 6        | 93604-08071-00  | PIN, dowel .....              | 1    |
| 7        | 4H7-81632-00-00 | PLATE, timing .....           | 1    |
| 8        | 92580-06012-00  | SCREW, pan head (92503-06012) | 1    |
| 9        | 92990-06100-00  | WASHER, spring (92903-06100)  | 1    |
| 10       | 92901-06600-00  | WASHER, plate .....           | 1    |



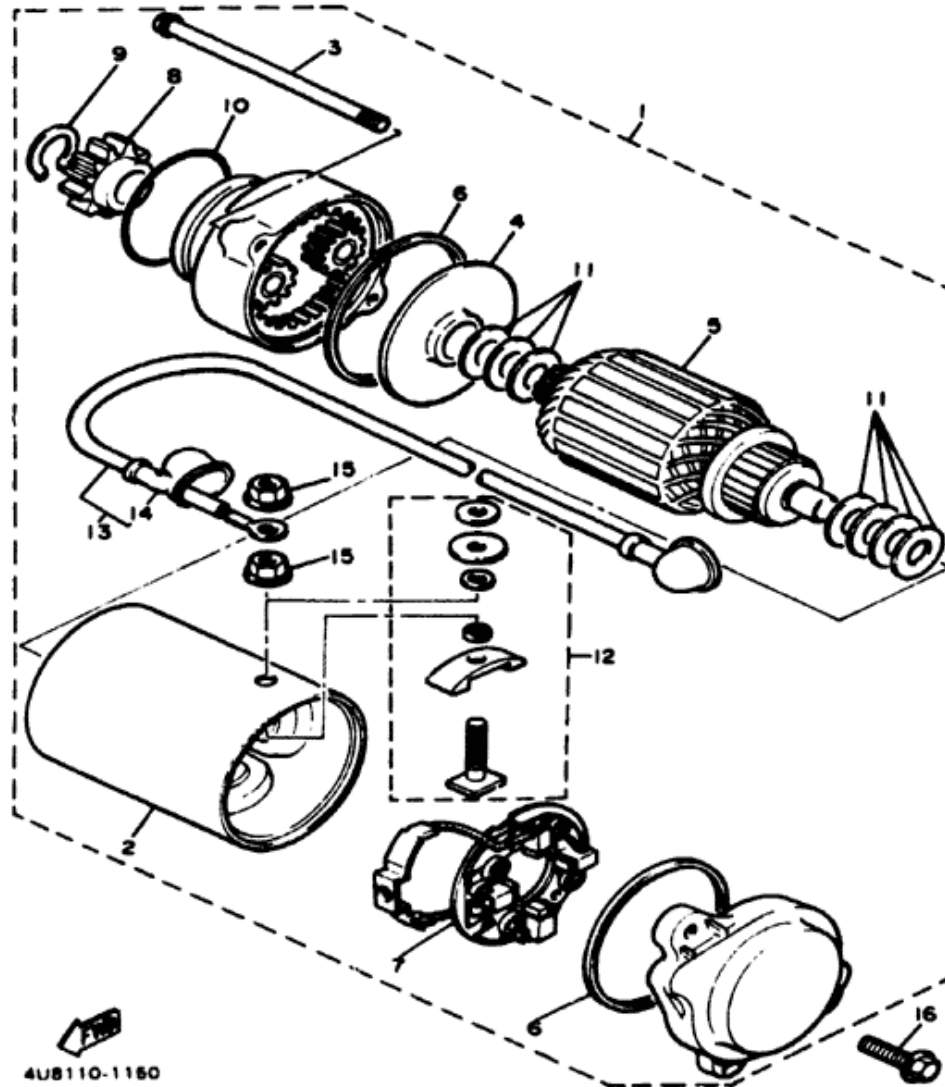
4U8110-1140

# PICKUP COIL - GOVERNOR

| Ref. No. | Part Number     | Description                               | Qty. | Remarks |
|----------|-----------------|---|------|---------|
| 1        | 4U8-81673-10-00 | ROTOR . . . . .                           | 1    |         |
| 2        | 4U8-81671-10-00 | BASE, pickup . . . . .                    | 1    |         |
| 3        | 91316-08030-00  | BOLT . . . . .                            | 1    |         |
| 4        | 92580-06012-00  | SCREW, panhead (92501-06012)              | 2    |         |
| 5        | 92901-06600-00  | WASHER (92902-06600) . . . . .            | 2    |         |
| 6        | 93604-08071-00  | PIN, dowel . . . . .                      | 1    |         |
| 7        | 4H7-81632-00-00 | PLATE, timing . . . . .                   | 1    |         |
| 8        | 92580-06012-00  | SCREW, panhead<br>(92501-06012) . . . . . | 1    |         |
| 9        | 92990-06100-00  | WASHER, spring (92901-06100) .            | 1    |         |
| 10       | 92901-06600-00  | WASHER, plate . . . . .                   | 1    |         |



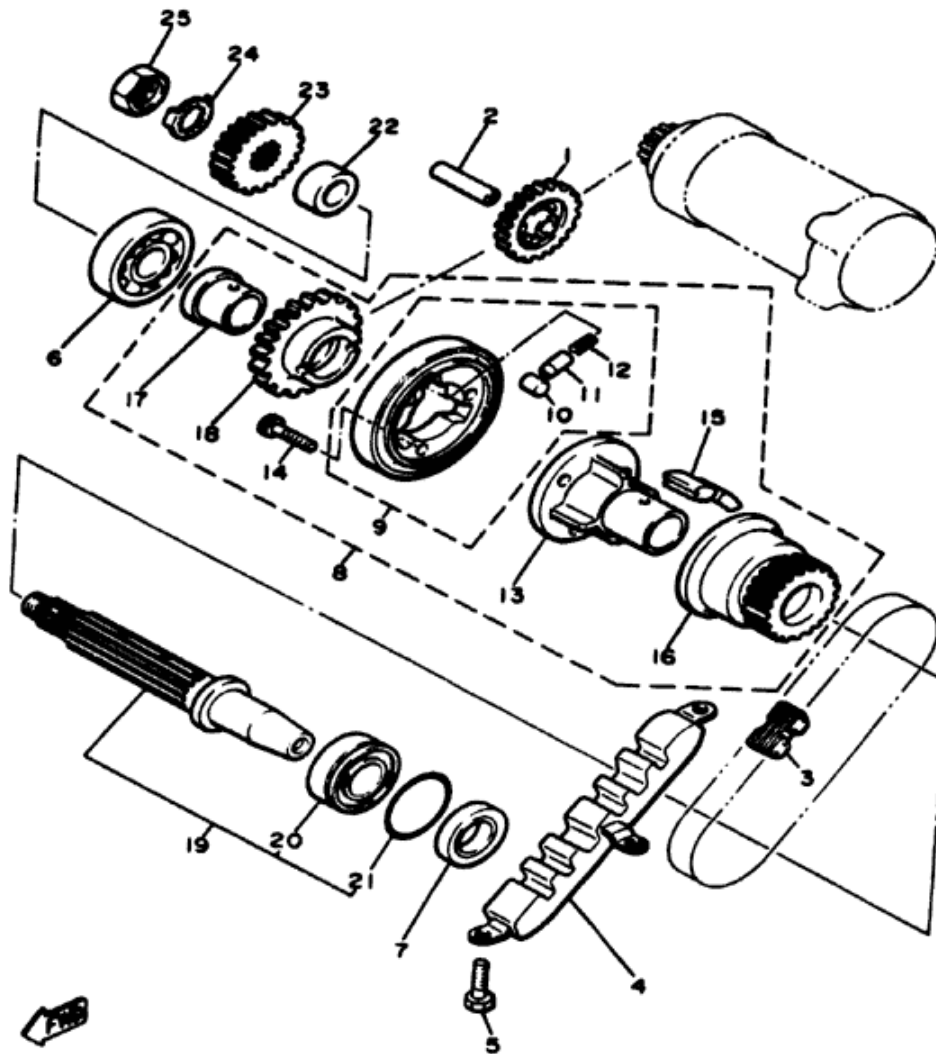
# STARTING MOTOR



| Ref. No. | Part Number     | Description                          | Qty. |
|----------|-----------------|--------------------------------------|------|
| 1        | 4G0-81800-80-00 | STARTING MOTOR ASS'Y . . . . .       | 1    |
| 2        | 4G0-81810-00-00 | . STATOR ASS'Y. . . . .              | 1    |
| 3        | 4G0-81826-00-00 | . BOLT . . . . .                     | 2    |
| 4        | 4G0-81845-20-00 | . PLATE . . . . .                    | 1    |
| 5        | 4G0-81850-00-00 | . ARMATURE ASS'Y . . . . .           | 1    |
| 6        | 4G0-81844-00-00 | . GASKET. . . . .                    | 2    |
| 7        | 4G0-81840-00-00 | . BRUSH HOLDER ASS'Y. . . . .        | 1    |
| 8        | 4G0-15511-00-00 | . GEAR, starting motor . . . . .     | 1    |
| 9        | 99009-12400-00  | . CIRCLIP (93410-12003) . . . . .    | 1    |
| 10       | 4G0-81847-00-00 | . O-RING . . . . .                   | 1    |
| 11       | 4G0-81808-00-00 | . WASHER KIT . . . . .               | 1    |
| 12       | 4G0-81828-00-00 | . BOLT 2. . . . .                    | 1    |
| 13       | 4G0-81815-00-00 | . WIRE, starter . . . . .            | 1    |
| 14       | 4G0-81871-00-00 | . CAP. . . . .                       | 2    |
| 15       | 4G0-81872-00-00 | . NUT, special . . . . .             | 2    |
| 16       | 95811-06025-00  | BOLT, flange (95821-06025) . . . . . | 2    |

## STARTER CLUTCH

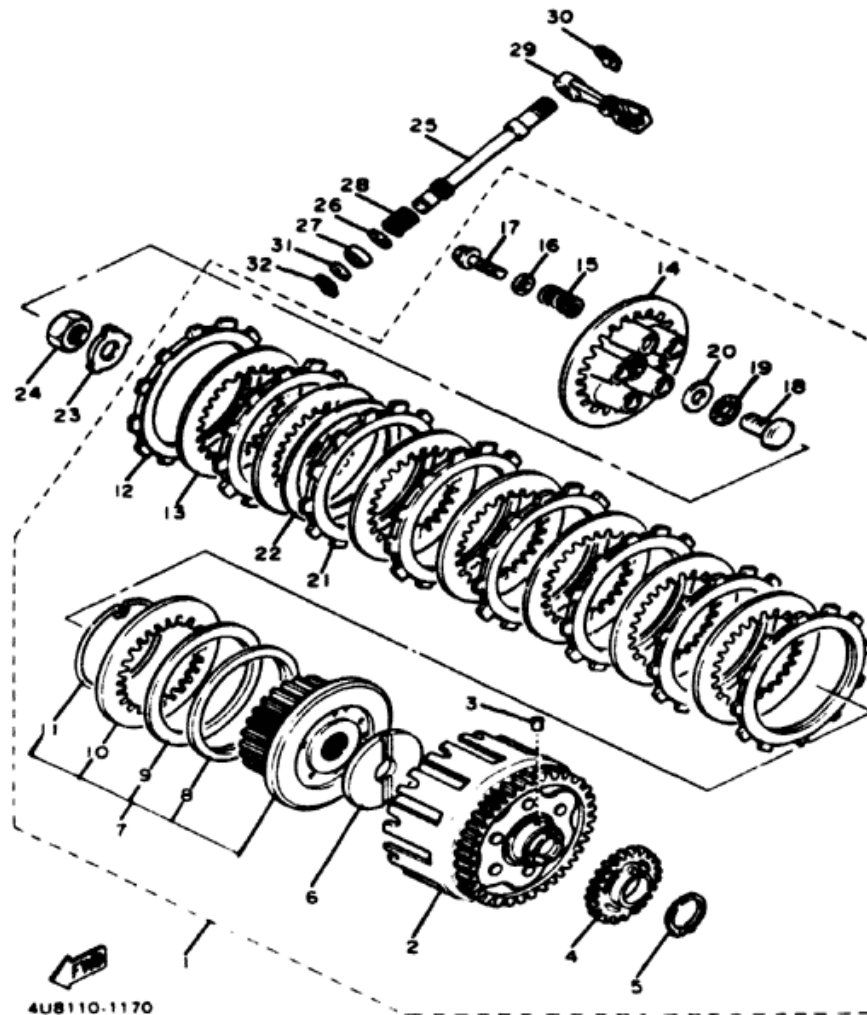
| Ref. No. | Part Number     | Description                     | Qty. |
|----------|-----------------|---------------------------------|------|
| 1        | 4G0-15512-00-00 | GEAR, idler 1 (30T).....        | 1    |
| 2        | 4H7-15521-00-00 | SHAFT 1.....                    | 1    |
| 3        | 4G0-16139-00-00 | CHAIN, primary.....             | 1    |
| 4        | 4G0-11474-00-00 | GUIDE, upper.....               | 1    |
| 5        | 97301-08014-00  | BOLT.....                       | 3    |
| 6        | 93306-30525-00  | BEARING (B6305).....            | 1    |
| 7        | 93102-25253-00  | OIL SEAL.....                   | 1    |
| 8        | 4G0-16306-01-00 | CLUTCH DAMPER ASS'Y.....        | 1    |
| 9        | 4G0-15580-00-00 | STARTER CLUTCH OUTER ASS'Y..... | 1    |
| 10       | 93615-12088-00  | PIN, dowel.....                 | 3    |
| 11       | 1J7-15583-01-00 | CAP, starter clutch spring...   | 3    |
| 12       | 90501-04623-00  | SPRING, compression.....        | 3    |
| 13       | 4G0-15524-01-00 | WHEEL, starter.....             | 1    |
| 14       | 91316-08014-00  | BOLT.....                       | 3    |
| 15       | 4G0-16155-03-00 | ABSORBER 1.....                 | 4    |
| 16       | 4G0-11537-00-00 | GEAR, driven (22T).....         | 1    |
| 17       | 90387-256A1-00  | COLLAR.....                     | 1    |
| 18       | 4G0-15517-00-00 | GEAR, idler 2.....              | 1    |
| 19       | 4G0-11406-00-00 | SHAFT ASS'Y.....                | 1    |
| 20       | 93306-20545-00  | BEARING.....                    | 1    |
| 21       | 93210-47440-00  | O-RING.....                     | 1    |
| 22       | 90387-216A9-00  | COLLAR.....                     | 1    |
| 23       | 4U8-16111-00-00 | GEAR, Primary drive (28T).....  | 1    |
| 24       | 90215-19180-00  | WASHER, lock.....               | 1    |
| 25       | 90179-16319-00  | NUT.....                        | 1    |



5F8332-1160



# CLUTCH

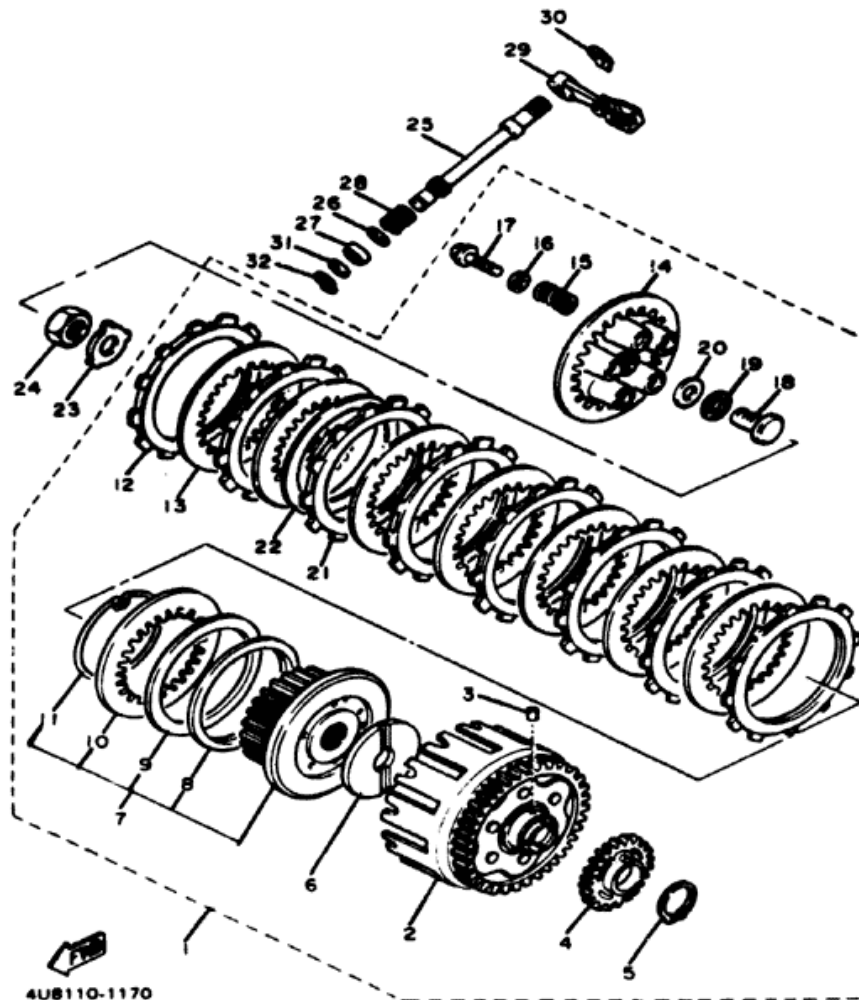


4U8110-1170

| Ref. No. | Part Number     | Description                              | Qty. | Remarks |
|----------|-----------------|--|------|---------|
| 1        | 4U8-16300-01-00 | CLUTCH ASS'Y .....                       | 1    |         |
| 2        | 4U8-16170-01-00 | PRIMARY DRIVEN GEAR<br>COMP. (65T) ..... | 1    |         |
| 3        | 93605-10108-00  | PIN, dowel .....                         | 1    |         |
| 4        | 4G0-13324-01-00 | GEAR, drive (51T) .....                  | 1    |         |
| 5        | 93410-40059-00  | CIRCLIP .....                            | 1    |         |
| 6        | 3Y1-16154-00-00 | PLATE, thrust 1 .....                    | 1    |         |
| 7        | 4H7-16370-00-00 | CLUTCH BOSS ASS'Y .....                  | 1    |         |
| 8        | 1J7-16384-00-00 | PLATE, seat .....                        | 1    |         |
| 9        | 1J7-16383-01-00 | SPRING, clutch boss .....                | 1    |         |
| 10       | 168-16324-00-00 | PLATE, clutch 1 .....                    | 1    |         |
| 11       | 1J7-16385-00-00 | RING, clutch boss .....                  | 1    |         |
| 12       | 4H7-16321-00-00 | PLATE, friction (383-16321-00)           | 7    |         |
| 13       | 371-16325-00-00 | PLATE, clutch 2 .....                    | 7    |         |
| 14       | 4H7-16351-00-00 | PLATE, pressure 1 .....                  | 1    |         |
| 15       | 90501-23391-00  | SPRING, compression .....                | 5    |         |
| 16       | 90201-061A5-00  | WASHER, plate .....                      | 5    |         |
| 17       | 95811-06025-00  | BOLT, flange (95821-06025) ..            | 5    |         |

|   |                    |
|---|--------------------|
| Clutch Nut                                | 20 x 1.0: 7.0 m·kg |
| Clutch Friction Plate Thickness Std ~ Min | 3.0 ~ 2.7mm        |
| Clutch Spring Length Std ~ Min            | 41.2 ~ 40.2mm      |

# CLUTCH

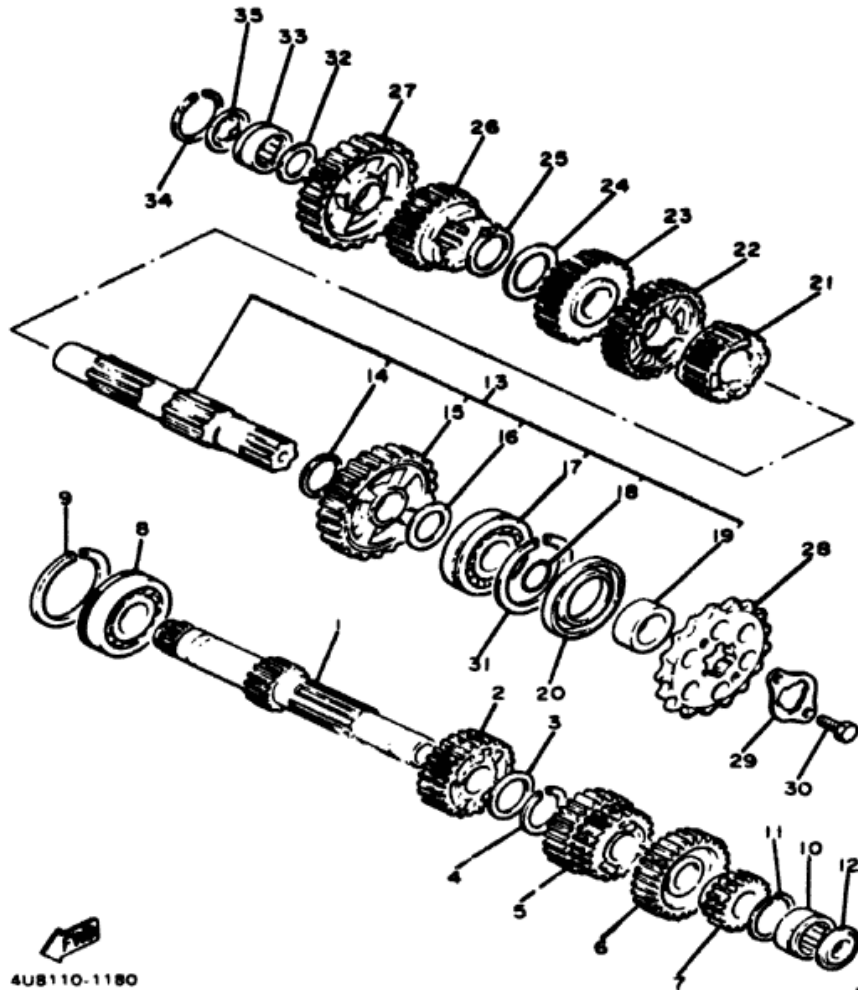


4U8110-1170

| Ref. No. | Part Number     | Description                        | Qty. | Remarks |
|----------|-----------------|------------------------------------|------|---------|
| 18       | 4H7-16356-00-00 | ROD, push 1                        | 1    |         |
| 19       | 93340-21505-00  | BEARING                            | 1    |         |
| 20       | 90201-154E9-00  | WASHER, plate (90201-151A7)        | 1    |         |
| 21       | 5Y1-16331-01-00 | PLATE, friction (4L0-16321-00)     | 1    |         |
| 22       | 5Y1-16383-00-00 | SPRING, clutch boss (4G0-16383-00) | 1    |         |
| 23       | 90215-20231-00  | WASHER, lock                       | 1    |         |
| 24       | 90170-20327-00  | NUT (90170-20257)                  | 1    |         |
| 25       | 4G0-16382-0000  | AXLE, push lever                   | 1    |         |
| 26       | 90201-12M34-00  | WASHER 1 (90201-12163)             | 1    |         |
| 27       | 93102-12224-00  | OIL SEAL                           | 1    |         |
| 28       | 90508-16459-00  | SPRING, torsion                    | 1    |         |
| 29       | 4G0-16340-01-00 | PUSH LEVER ASS'Y                   | 1    |         |
| 30       | 99001-09600-00  | CIRCLIP (93430-09035)              | 1    |         |
| 31       | 90201-09572-00  | WASHER, plate                      | 1    |         |
| 32       | 99001-08600-00  | CIRCLIP (93430-08006)              | 1    |         |

|   |                    |
|---|--------------------|
| Clutch Nut                                | 20 x 1.0: 7.0 m·kg |
| Clutch Friction Plate Thickness Std ~ Min | 3.0 ~ 2.7mm        |
| Clutch Spring Length Std ~ Min            | 41.2 ~ 40.2mm      |

# TRANSMISSION

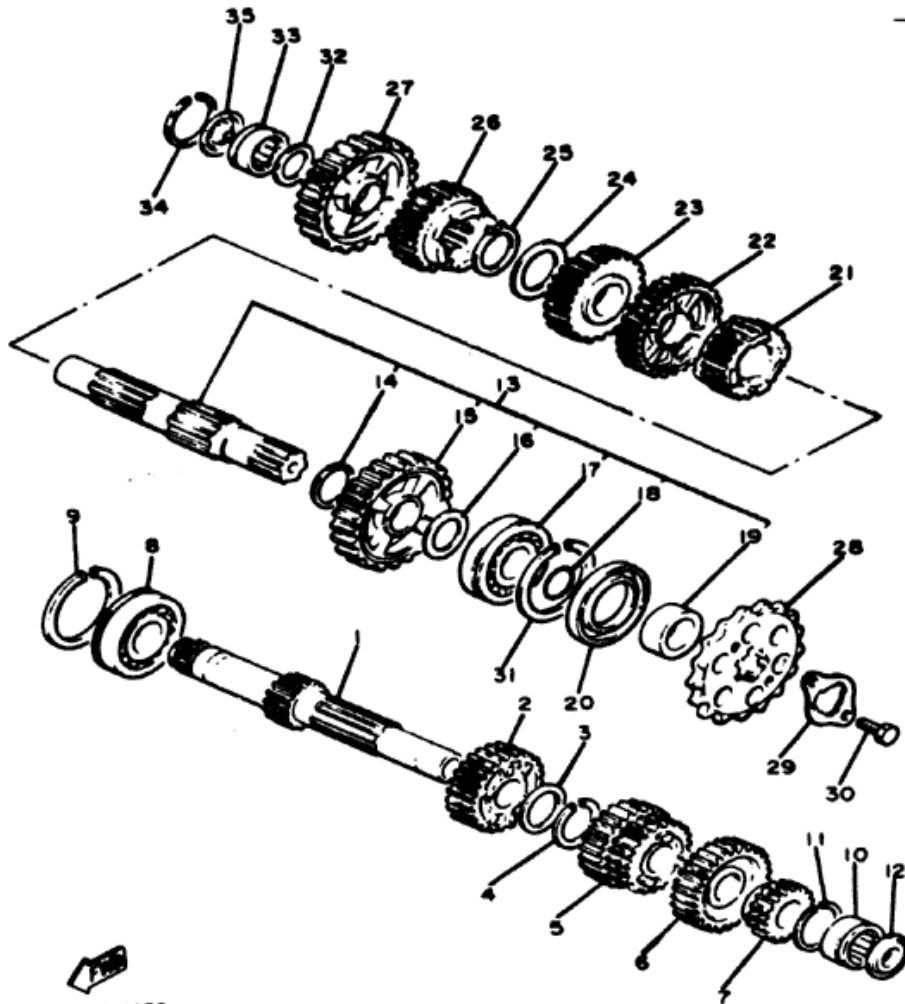


| Ref. No. | Part Number     | Description                                   | Qty. | Remarks |
|----------|-----------------|---|------|---------|
| 1        | 4G0-17411-00-00 | AXLE, main (15T).....                         | 1    |         |
| 2        | 4U8-17151-01-00 | GEAR, 5th pinion (28T)<br>(4U8-17151-00)..... | 1    |         |
| 3        | 90209-22191-00  | WASHER .....                                  | 1    |         |
| 4        | 93440-25084-00  | CIRCLIP (93440-25019).....                    | 1    |         |
| 5        | 4U8-17131-00-00 | GEAR, 3rd/4th pinion (22/25T)                 | 1    |         |
| 6        | 4U8-17161-00-00 | GEAR, 6th pinion (30T).....                   | 1    |         |
| 7        | 4U8-17121-00-00 | GEAR, 2nd pinion (19T) .....                  | 1    |         |
| 8        | 93306-30530-00  | BEARING .....                                 | 1    |         |
| 9        | 278-17424-01-00 | CIRCLIP 1 (278-17424-00) .....                | 1    |         |
| 10       | 93311-42045-00  | BEARING, cylindrical .....                    | 1    |         |
| 11       | 278-17425-00-00 | CIRCLIP 2 .....                               | 1    |         |
| 12       | 4G0-17433-01-00 | NOZZLE .....                                  | 1    |         |
| 13       | 4G0-17402-01-00 | DRIVE AXLE ASS'Y.....                         | 1    |         |
| 14       | 90201-273A9-00  | WASHER, plate .....                           | 1    |         |
| 15       | 4G0-17221-00-00 | GEAR, 2nd wheel (37T).....                    | 1    |         |
| 16       | 4A0-17216-00-10 | WASHER, plate (90201-25290)                   | 1    |         |
| 17       | 93306-30529-00  | BEARING.....                                  | 1    |         |
| 18       | 93210-22298-00  | O-RING .....                                  | 1    |         |
| 19       | 90387-257A3-00  | COLLAR.....                                   | 1    |         |
| 20       | 93102-35109-00  | OIL SEAL .....                                | 1    |         |

4U8110-1180

|                                      |  |
|--------------------------------------|--|
| Primary Drive Type / Teeth / Ratio   | Spur Gear x HYVO Chain / 22-21 x 65-28 / 2.432 |
| Secondary Drive Type / Teeth / Chain | Chain / 45-16 / 50HDS-104L                     |
| Oiling System                        | Wet Sump                                       |
| Capacity: Dry                        | 2900cc   |
| Oil and Filter Change                | 2500cc   |
| Oil Change                           | 2200cc   |
| Lubricant: Temp. Above 5°C (40°F)    | Yamalube 4* or SAE 20W40                       |
| Temp. Below 15°C (60°F)              | SAE 10W30                                      |

# TRANSMISSION

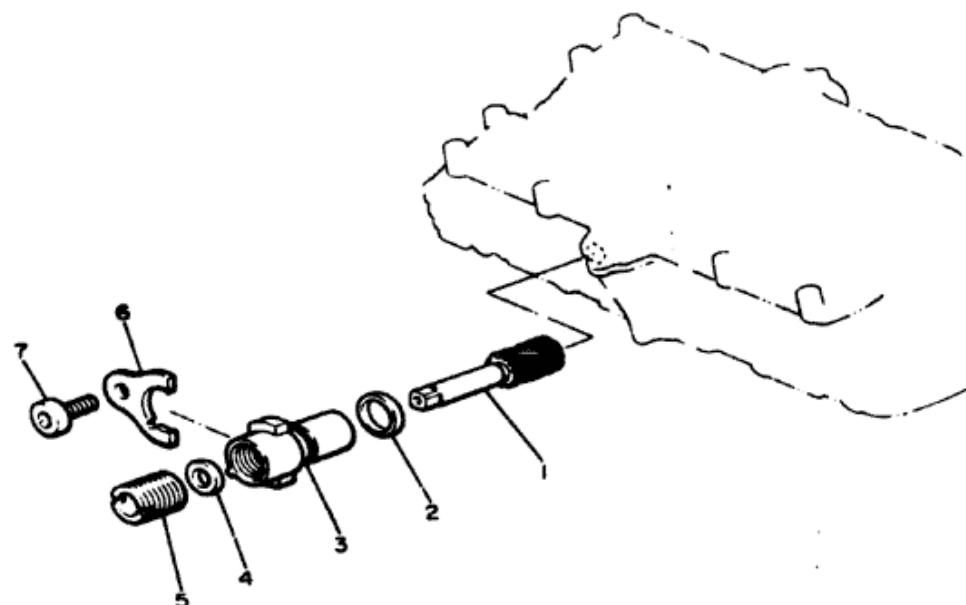


| Ref. No. | Part Number     | Description                                  | Qty. | Remark |
|----------|-----------------|--|------|--------|
| 21       | 4G0-17261-01-00 | GEAR, 6th wheel (27T)<br>(4G0-17261-00)..... | 1    |        |
| 22       | 4G0-17231-00-00 | GEAR, 3rd wheel (34T).....                   | 1    |        |
| 23       | 4G0-17241-00-00 | GEAR, 4th wheel (31T).....                   | 1    |        |
| 24       | 90209-22191-00  | WASHER .....                                 | 1    |        |
| 25       | 93440-25084-00  | CIRCLIP (93440-25019).....                   | 1    |        |
| 26       | 4G0-17251-00-00 | GEAR, 5th wheel (29T).....                   | 1    |        |
| 27       | 4G0-17211-00-00 | GEAR, 1st wheel (41T).....                   | 1    |        |
| 28       | 93854-16109-00  | SPROCKET, drive (16T)<br>(4G0-17461-61)..... | 1    |        |
| 29       | 3Y1-17456-00-00 | HOLDER, sprocket .....                       | 1    |        |
| 30       | 97322-06012-00  | BOLT .....                                   | 2    |        |
| 31       | 278-17424-01-00 | CIRCLIP 1 (278-17424-00) .....               | 1    |        |
| 32       | 90201-20276-00  | WASHER, plate .....                          | 1    |        |
| 33       | 93311-42045-00  | BEARING, cylindrical .....                   | 1    |        |
| 34       | 278-17425-00-00 | CIRCLIP 2 .....                              | 1    |        |
| 35       | 4G0-17433-01-00 | NOZZLE .....                                 | 1    |        |

4U8110-1180

|                                      |  |
|--------------------------------------|--|
| Primary Drive Type / Teeth / Ratio   | Spur Gear x HYVO Chain / 22-21 x 65-28 / 2.432 |
| Secondary Drive Type / Teeth / Chain | Chain / 45-16 / 50HDSS-104L                    |
| Oiling System                        | Wet Sump                                       |
| Capacity: Dry                        | 2900cc   |
| Oil and Filter Change                | 2500cc   |
| Oil Change                           | 2200cc   |
| Lubricant: Temp. Above 5°C (40°F)    | Yamalube 4" or SAE 20W40                       |
| Temp. Below 15°C (60°F)              | SAE 10W30                                      |

## TACHOMETER GEAR

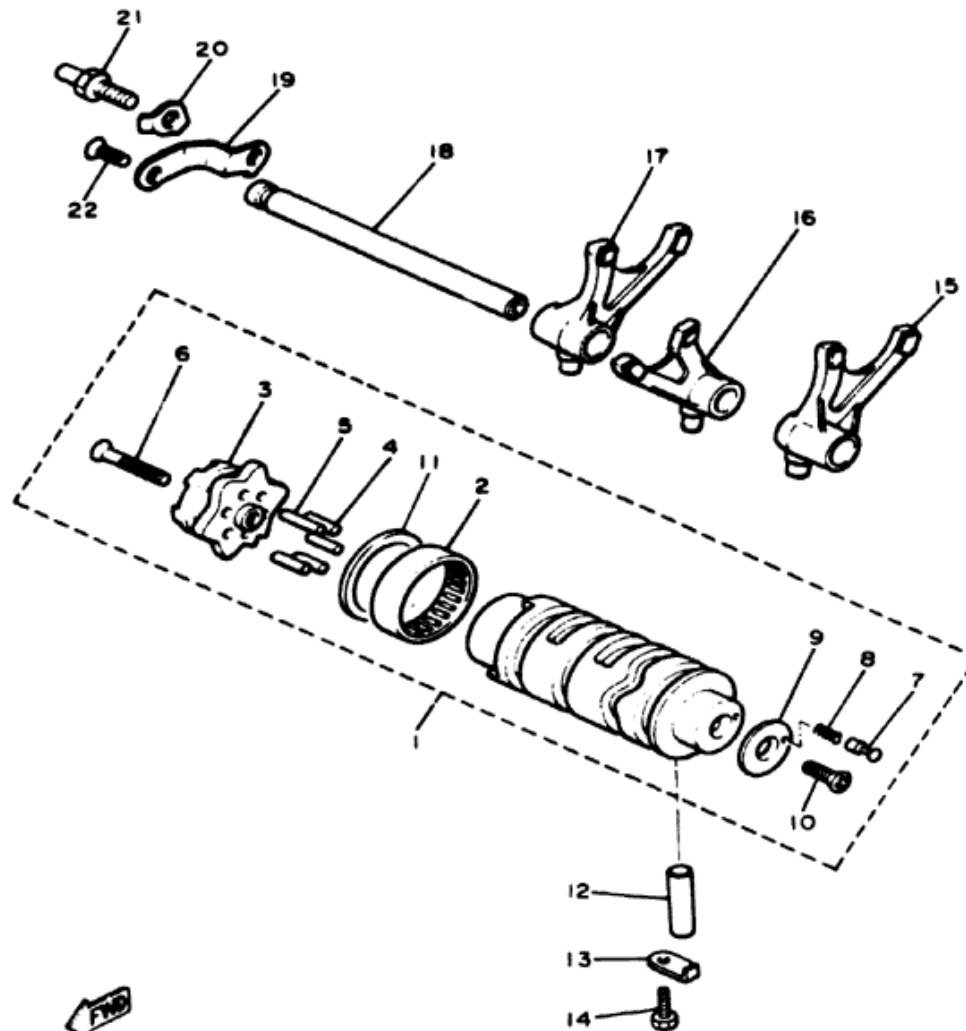


| Ref.<br>No. | Part<br>Number  | Description                   | Qty. |
|-------------|-----------------|-------------------------------|------|
| 1           | 4H7-17841-00-00 | GEAR, driven .....            | 1    |
| 2           | 93210-11437-00  | O-RING .....                  | 1    |
| 3           | 4H7-17811-01-00 | HOUSING, tachometer gear .... | 1    |
| 4           | 93104-07036-00  | OIL SEAL .....                | 1    |
| 5           | 256-17848-00-00 | ADAPTER .....                 | 1    |
| 6           | 4H7-17812-00-00 | STOPPER .....                 | 1    |
| 7           | 31311-06012-00  | BOLT .....                    | 1    |



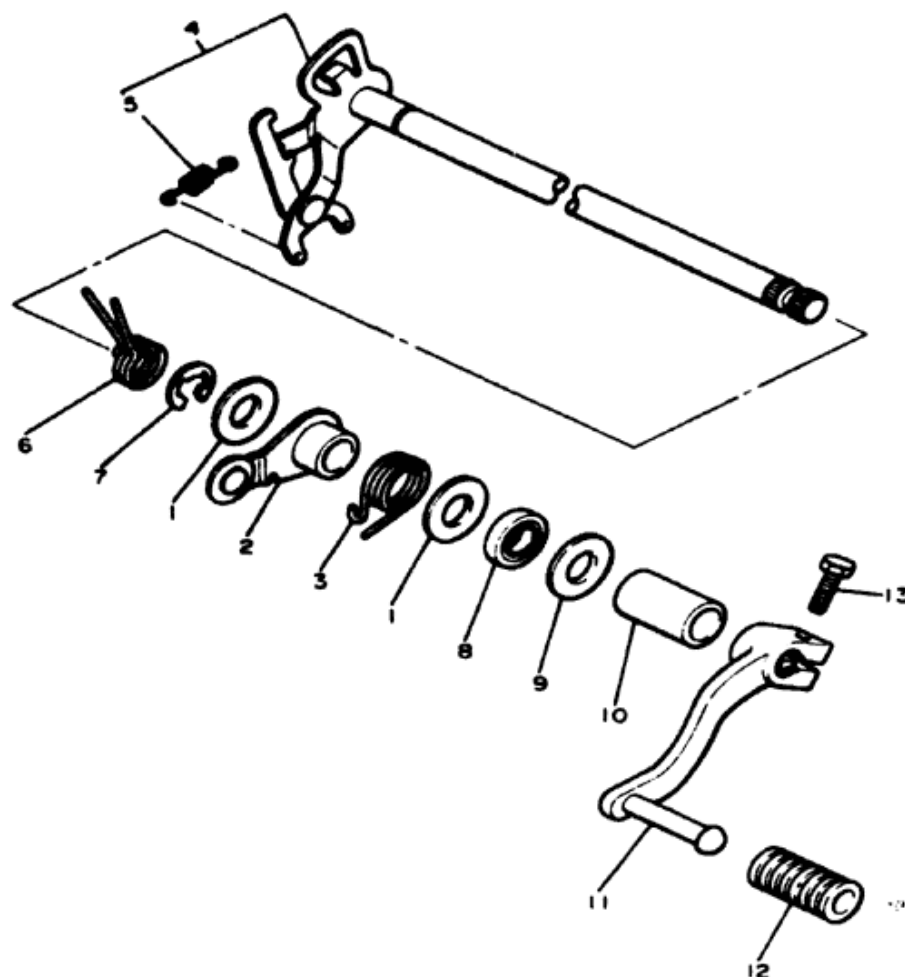
4H7110-0200

# SHIFT CAM · FORK

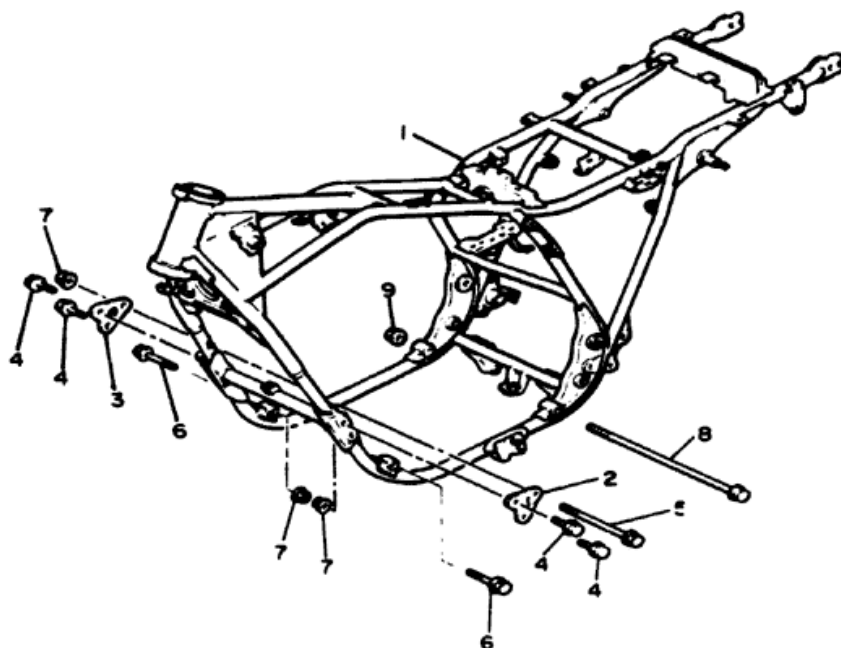


| Ref. No. | Part Number     | Description                  | Qty. |
|----------|-----------------|------------------------------|------|
| 1        | 4G0-18540-01-00 | SHIFT CAM ASS'Y.....         | 1    |
| 2        | 93308-90501-00  | . BEARING.....               | 1    |
| 3        | 4G0-18185-01-00 | . SEGMENT.....               | 1    |
| 4        | 93604-16092-00  | . PIN, dowel .....           | 5    |
| 5        | 93604-10011-00  | . PIN, dowel .....           | 1    |
| 6        | 98701-06035-00  | . SCREW, flat head .....     | 1    |
| 7        | 278-18542-00-00 | . POINT, neutral .....       | 1    |
| 8        | 90501-06022-00  | . SPRING, compression.....   | 1    |
| 9        | 278-18566-00-00 | . PLATE, side 2.....         | 1    |
| 10       | 98701-06016-00  | . SCREW, flat head .....     | 1    |
| 11       | 117-15644-00-00 | . SHIM .....                 | 1    |
| 12       | 93608-36165-00  | PIN, dowel .....             | 1    |
| 13       | 2H7-15531-00-00 | PLATE, stopper .....         | 1    |
| 14       | 97313-06016-00  | BOLT (97301-06016) .....     | 1    |
| 15       | 4G0-18511-00-00 | FORK, shift 1 .....          | 1    |
| 16       | 4G0-18512-00-00 | FORK, shift 2 .....          | 1    |
| 17       | 4G0-18513-00-00 | FORK, shift 3 .....          | 1    |
| 18       | 4G0-18531-00-00 | BAR, shift fork guide 1..... | 1    |
| 19       | 4G0-18536-00-00 | STOPER, shift bar.....       | 1    |
| 20       | 90215-18178-00  | WASHER, lock.....            | 1    |
| 21       | 4G0-18127-00-00 | STOPPER, screw.....          | 1    |
| 22       | 92701-06015-00  | SCREW, flat head .....       | 1    |

## SHIFT SHAFT • PEDAL



| Ref. No. | Part Number     | Description                    | Qty. |
|----------|-----------------|--------------------------------|------|
| 1        | 90201-12588-00  | WASHER, plate . . . . .        | 2    |
| 2        | 4G0-18140-00-00 | STOPPER LEVER ASS'Y . . . . .  | 1    |
| 3        | 90508-29533-00  | SPRING, torsion . . . . .      | 1    |
| 4        | 4G0-18120-00-00 | SHIFT LEVER ASS'Y. . . . .     | 1    |
| 5        | 90506-08227-00  | . SPRING, tension . . . . .    | 1    |
| 6        | 99999-01178-00  | SPRING, torsion . . . . .      | 1    |
|          | 90508-32534-00  | . SPRING TORSION. . . . .      | 1    |
|          | 90387-124F4-00  | . COLLAR. . . . .              | 1    |
| 7        | 99001-10600-00  | CIRCLIP (93430-10016). . . . . | 1    |
| 8        | 93102-12106-00  | OIL SEAL . . . . .             | 1    |
| 9        | 90201-12575-00  | WASHER, plate . . . . .        | 1    |
| 10       | 90387-125A8-00  | COLLAR . . . . .               | 1    |
| 11       | 4U8-18111-00-00 | PEDAL, shift. . . . .          | 1    |
| 12       | 132-18113-01-00 | COVER, shift pedal . . . . .   | 1    |
| 13       | 97011-06020-00  | BOLT (97011-06020) . . . . .   | 1    |



## FRAME

| Ref. No. | Part Number     | Description                              | Qty. | Remarks      |
|----------|-----------------|--|------|--------------|
| 1        | 4U8-21110-00-33 | FRAME COMP. ....                         | 1    | Yamaha Black |
| 2        | 4G0-21315-00-R4 | STAY, engine_2 ....                      | 1    | Black        |
| 3        | 4G0-21316-00-R4 | STAY, engine 3 ....                      | 1    | Black        |
| 4        | 90105-08155-00  | BOLT, washer based. ....                 | 4    |              |
| 5        | 90105-10401-00  | BOLT, washer based<br>(90105-10055)..... | 1    |              |
| 6        | 90105-10170-00  | BOLT, washer based ....                  | 2    |              |
| 7        | 90179-10247-00  | NUT.....                                 | 3    |              |
| 8        | 90105-12171-00  | BOLT, washer based ....                  | 1    |              |
| 9        | 90179-12421-00  | NUT (90179-12248) .....                  | 1    |              |

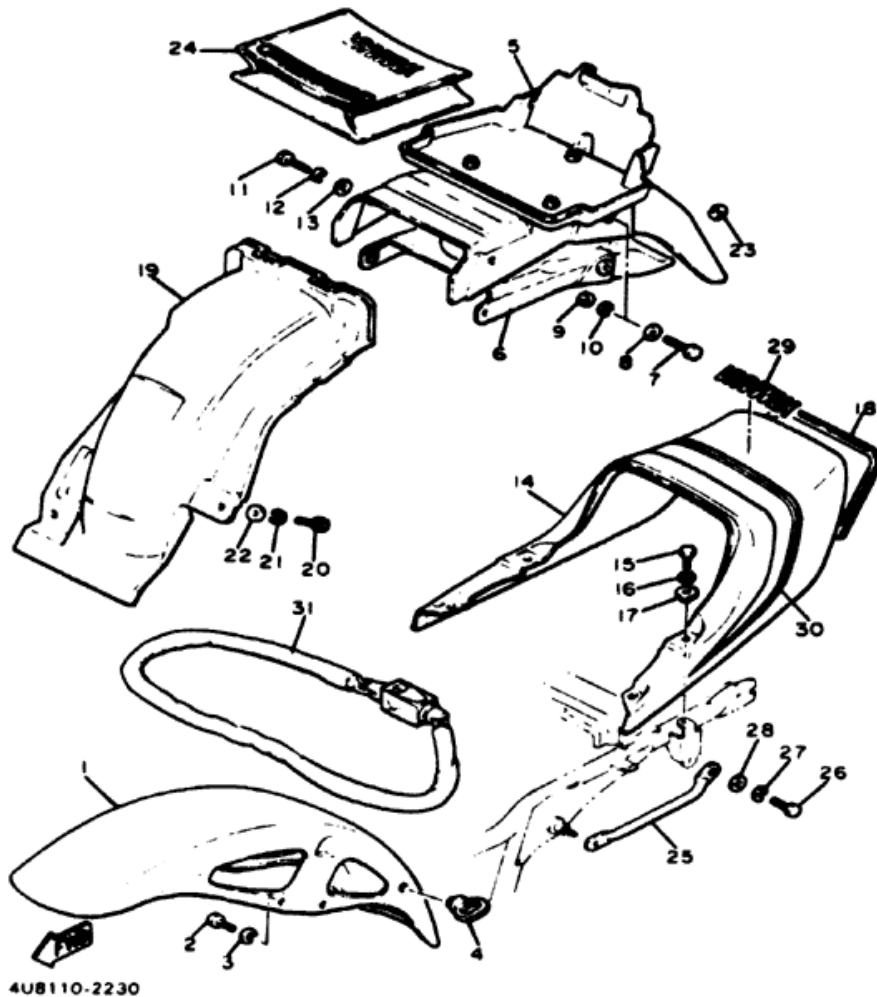
|   |                         |
|---|-------------------------|
| Initial Engine Number / Frame Number    | 4U8-020101 / 4U8-020101 |
| Engine Mounting Bolts: Front, Upper Nut | 10 x 1.25: 4.2 m+kg     |
| Lower Bolt                              | 10 x 1.25: 4.2 m+kg     |
| Rear Nut                                | 12 x 1.25: 7.0 m+kg     |
| Stay, Front                             | 8 x 1.25: 2.0 m+kg      |



4U8110-1220

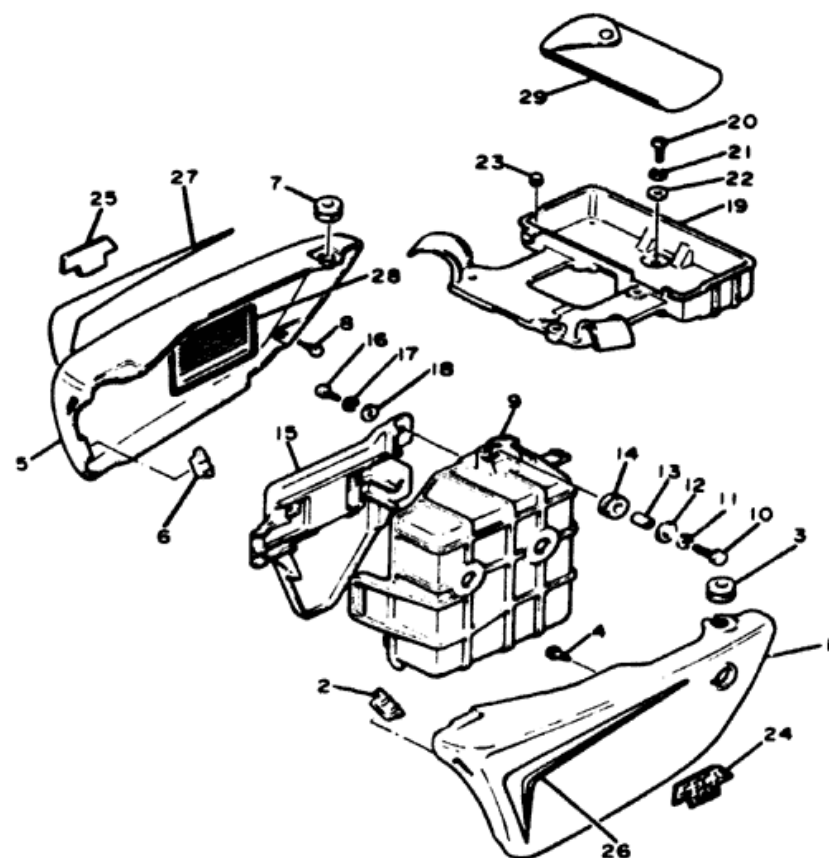


# FENDER



4U8110-2230

| Ref. No. | Part Number     | Description                             | Qty. | Remarks   |
|----------|-----------------|---|------|-----------|
| 1        | 4K0-21510-00T5  | FRONT FENDER COMP. ....                 | 1    | Maxim Red |
| 2        | 97313-08020-00  | BOLT (97301-08020) ....                 | 4    |           |
| 3        | 92990-08100-00  | WASHER, spring (92903-08100)            | 4    |           |
| 4        | 1A0-21518-00-00 | HOLDER, cable ....                      | 1    |           |
| 5        | 4G0-21610-00-00 | REAR FENDER COMP. ....                  | 1    |           |
| 6        | 4G0-21670-00-00 | REINF. COMP. ....                       | 1    |           |
| 7        | 97301-08025-00  | BOLT ....                               | 2    |           |
| 8        | 92901-08600-00  | WASHER, plate ....                      | 2    |           |
| 9        | 95303-08600-00  | NUT (95301-08600) ....                  | 2    |           |
| 10       | 92990-08100-00  | WASHER, spring (92903-08100)            | 2    |           |
| 11       | 97313-06016-00  | BOLT (97301-06016) ....                 | 2    |           |
| 12       | 92990-06100-00  | WASHER, spring (92903-06100)            | 2    |           |
| 13       | 92901-08600-00  | WASHER, plate ....                      | 2    |           |
| 14       | 4G0-21651-00-T5 | COVER, rear fender ....                 | 1    | Maxim Red |
| 15       | 97313-06016-00  | BOLT (97301-06016) ....                 | 4    |           |
| 16       | 92990-06100-00  | WASHER, spring (92903-06100)            | 4    |           |
| 17       | 90387-06500-00  | COLLAR ....                             | 4    |           |
| 18       | 4G0-21652-00-00 | PROTECTOR ....                          | 1    |           |
| 19       | 4G0-21629-00-00 | GUARD, mud ....                         | 1    |           |
| 20       | 97313-06016-00  | BOLT (97301-06016) ....                 | 2    |           |
| 21       | 92990-06100-00  | WASHER, spring (92903-06100)            | 2    |           |
| 22       | 90201-06067-00  | WASHER, plate ....                      | 2    |           |
| 23       | 4G0-21639-00-00 | DAMPER 2 ....                           | 1    |           |
| 24       | 4G0-2177A-00-00 | BOX ....                                | 1    |           |
| 25       | 4G0-21165-00-00 | HANDLE, standing ....                   | 1    |           |
| 26       | 97313-08020-00  | BOLT (97301-08020) ....                 | 1    |           |
| 27       | 92990-08100-00  | WASHER, spring (92903-08100)            | 1    |           |
| 28       | 92901-08600-00  | WASHER, plate ....                      | 1    |           |
| 29       | 2F1-24786-00-00 | EMBLEM ....                             | 1    |           |
| 30       | 4U8-21663-20-00 | GRAPHIC, tailcover. ....                | 1    |           |
| 31       | 4W5-W2171-00-00 | WHEEL LOCK ASS'Y<br>(4X7-W2171-00) .... | 1    |           |

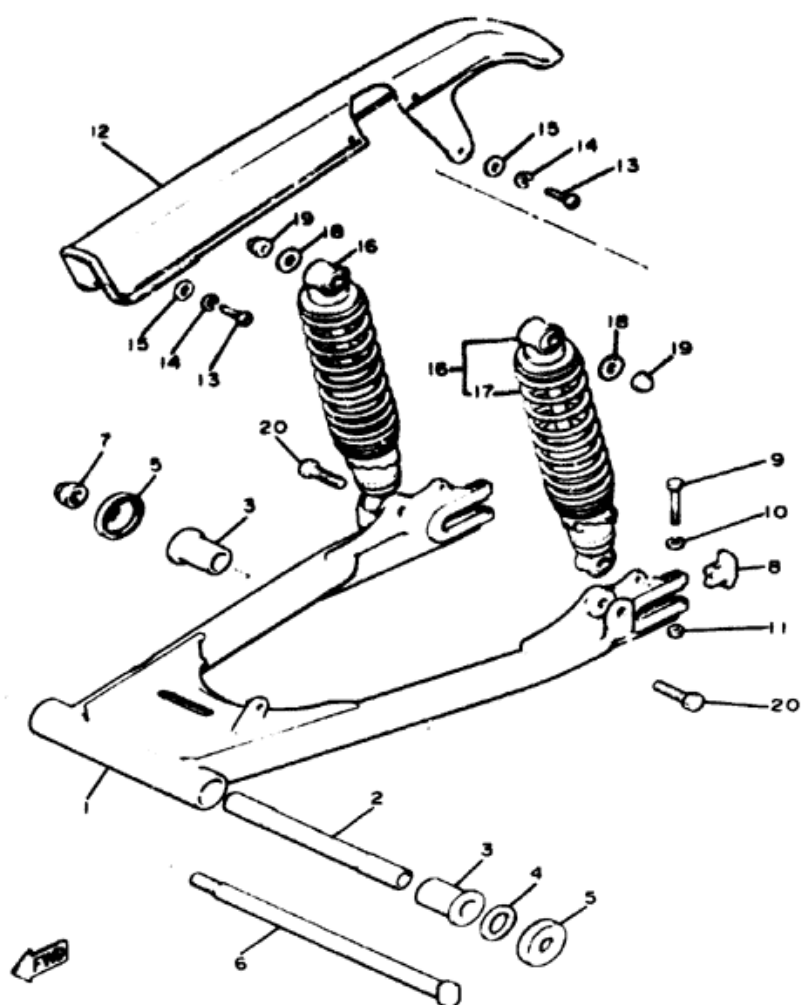


4U8110-2240

## SIDE COVER • TOOL

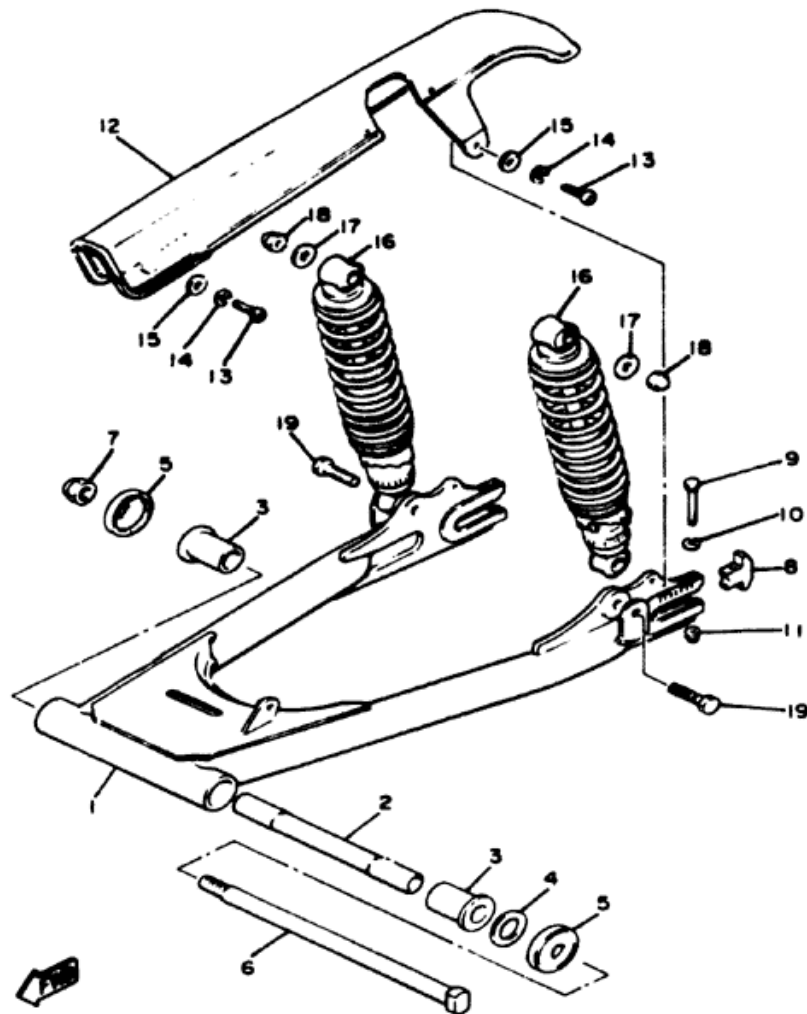
| Ref. No. | Part Number     | Description                         | Qty. | Remarks   |
|----------|-----------------|-------------------------------------|------|-----------|
| 1        | 4G0-21711-00-T5 | COVER, side 1 .....                 | 1    | Maxim Red |
| 2        | 2N4-21717-00-00 | DAMPER, side cover. ....            | 2    |           |
| 3        | 90480-12053-00  | GROMMET. ....                       | 1    |           |
| 4        | 90480-05201-00  | GROMMET. ....                       | 1    |           |
| 5        | 4G0-21721-00-T5 | COVER, side 2 .....                 | 1    | Maxim Red |
| 6        | 2N4-21717-00-00 | DAMPER, side cover. ....            | 2    |           |
| 7        | 90480-12053-00  | GROMMET. ....                       | 1    |           |
| 8        | 90480-05201-00  | GROMMET. ....                       | 1    |           |
| 9        | 4G0-21170-00-00 | BOX COMP. ....                      | 1    |           |
| 10       | 97303-06020-00  | BOLT (97302-06020) .....            | 3    |           |
| 11       | 92990-06100-00  | WASHER, spring (92903-06100) .....  | 3    |           |
| 12       | 90201-063J2-00  | WASHER, plate (90201-06071) .....   | 3    |           |
| 13       | 90387-060A7-00  | COLLAR .....                        | 3    |           |
| 14       | 90480-16233-00  | GROMMET. ....                       | 3    |           |
| 15       | 4G0-28185-00-00 | LID. ....                           | 1    |           |
| 16       | 92503-06015-00  | SCREW, pan head (92502-06016) ..... | 2    |           |
| 17       | 92990-06100-00  | WASHER, spring (92903-06100) .....  | 2    |           |
| 18       | 90201-06055-00  | WASHER, plate .....                 | 2    |           |
| 19       | 4G0-21171-00-00 | BOX, tool .....                     | 1    |           |
| 20       | 92503-06015-00  | SCREW, pan head (92502-06016) ..... | 1    |           |
| 21       | 92990-06100-00  | WASHER, spring (92903-06100) .....  | 1    |           |
| 22       | 90201-06055-00  | WASHER, plate .....                 | 1    |           |
| 23       | 1J7-21717-00-00 | DAMPER, side cover. ....            | 2    |           |
| 24       | 4U8-21781-00-00 | EMBLEM 1 .....                      | 1    |           |
| 25       | 4U8-21782-00-00 | EMBLEM 2 .....                      | 1    |           |
| 26       | 4U8-2173E-20-00 | GRAPHIC 1 .....                     | 1    |           |
| 27       | 4U8-2173F-20-00 | GRAPHIC 2 .....                     | 1    |           |
| 28       | 4U8-21683-10-00 | PLATE, specification .....          | 1    |           |
| 29       | 4G0-28100-00-00 | TOOL KIT (4G0-28100-00) .....       | 1    |           |

## REAR ARM - SUSPENSION



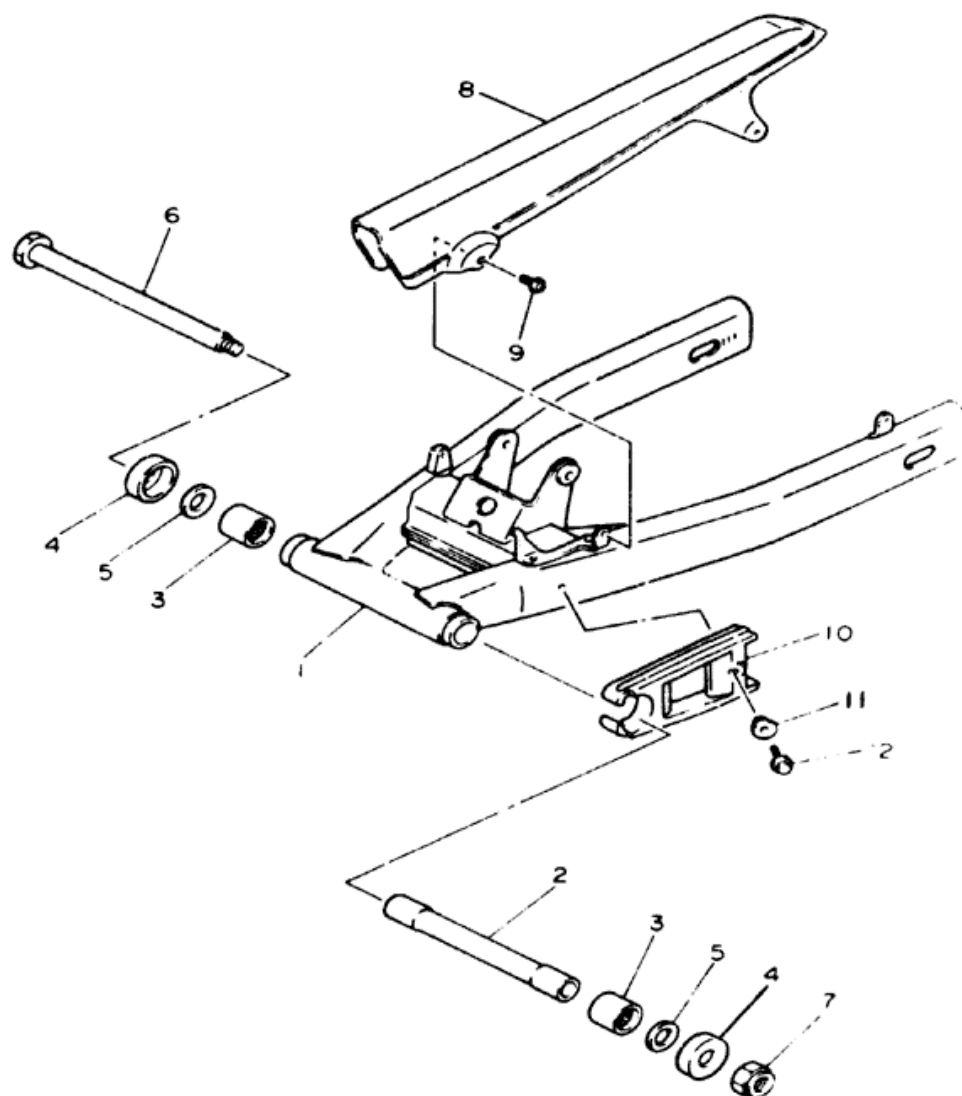
| Ref. No. | Part Number     | Description                     | Qty. | Remarks      |
|----------|-----------------|---------------------------------|------|--------------|
| 1        | 4U8-22110-00-33 | REAR ARM COMP. ....             | 1    | Yamaha Black |
| 2        | 4L0-22184-00-00 | BUSH .....                      | 1    |              |
| 3        | 90386-22102-00  | BUSH .....                      | 2    |              |
| 4        | 240-22127-00-00 | SHIM (0.3T) (156-22127-00). ... | 1    | U.N.         |
| 5        | 322-22128-01-00 | COVER, thrust 1 .....           | 2    |              |
| 6        | 4G0-22141-00-00 | SHAFT, pivot .....              | 1    |              |
| 7        | 90185-14070-00  | NUT, self-locking. ....         | 1    |              |
| 8        | 4G0-22177-00-00 | END 3 .....                     | 2    |              |
| 9        | 97326-06055-00  | BOLT .....                      | 2    |              |
| 10       | 92906-06100-00  | WASHER, spring .....            | 2    |              |
| 11       | 95306-06600-00  | NUT .....                       | 2    |              |
| 12       | 4G0-22311-00-00 | CASE, chain .....               | 1    |              |
| 13       | 92506-06016-00  | SCREW, pan head. ....           | 2    |              |
| 14       | 92906-06100-00  | WASHER, spring .....            | 2    |              |
| 15       | 90201-062A8-00  | WASHER, plate .....             | 2    |              |
| 16       | 4U8-22210-00-00 | SHOCK ABSORBER ASS'Y, rear      | 2    |              |
| 17       | 4U8-22212-00-00 | . SPRING .....                  | 1    |              |
| 18       | 90201-10142-00  | WASHER, plate .....             | 2    |              |
| 19       | 90176-10009-00  | NUT, crown .....                | 2    |              |
| 20       | 90106-10030-00  | BOLT .....                      | 2    |              |

## SWING ARM - REAR SHOCKS



4U8110-2250

| Ref. No. | Part Number     | Description                    | Qty. | Remarks      |
|----------|-----------------|--------------------------------|------|--------------|
| 1        | 4U8-22110-00-33 | REAR ARM COMP. ....            | 1    | Yamaha Black |
| 2        | 341-22184-00-00 | BUSH (4L0-22184-00) ....       | 1    |              |
| 3        | 90386-22102-00  | BUSH .....                     | 2    |              |
| 4        | 240-22127-00-00 | SHIM (0.3T) (156-22127-00).... | 1    | UN           |
| 5        | 322-22128-01-00 | COVER, thrust 1 .....          | 2    |              |
| 6        | 4G0-22141-00-00 | SHAFT, pivot .....             | 1    |              |
| 7        | 90185-14070-00  | NUT, self-locking. ....        | 1    |              |
| 8        | 4G0-22177-00-00 | END 3 .....                    | 2    |              |
| 9        | 97326-06055-00  | BOLT .....                     | 2    |              |
| 10       | 92906-06100-00  | WASHER, spring .....           | 2    |              |
| 11       | 95706-06300-00  | NUT, nylon .....               | 2    |              |
| 12       | 4G0-22311-00-00 | CASE, chain .....              | 1    |              |
| 13       | 92506-06016-00  | SCREW, pan head. ....          | 2    |              |
| 14       | 92906-06100-00  | WASHER, spring .....           | 2    |              |
| 15       | 90201-062A8-00  | WASHER, plate .....            | 2    |              |
| 16       | 4U8-22210-10-00 | SHOCK ABSORBER ASS'Y, rear     | 2    |              |
| 17       | 90201-10142-00  | WASHER, plate .....            | 2    |              |
| 18       | 90176-10009-00  | NUT, crown .....               | 2    |              |
| 19       | 90106-10030-00  | BOLT .....                     | 2    |              |



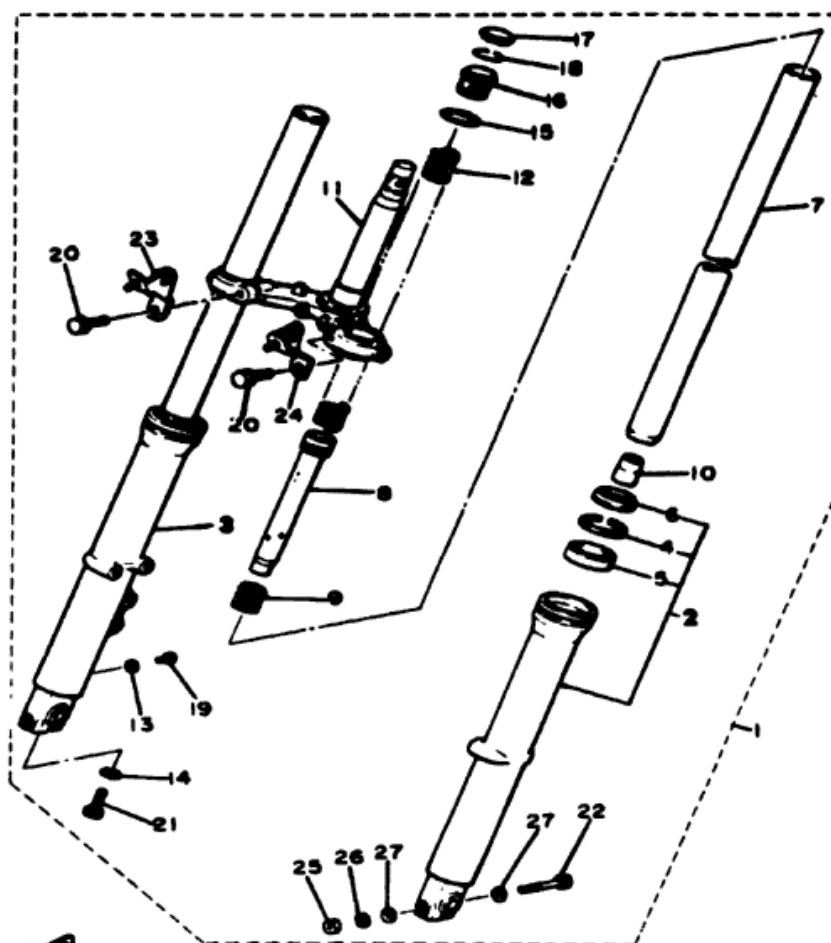
## SWING ARM

| Ref. No. | Part Number     | Description             | SD | SDC | Remarks         |
|----------|-----------------|-------------------------|----|-----|-----------------|
| 1        | 4BP-22110-00-WL | REAR ARM COMP.1 .....   | 1  | 1   | STARDUST SILVER |
| 2        | 33M-22184-00-00 | BUSH .....              | 1  | 1   |                 |
| 3        | 93320-32403-00  | BEARING .....           | 2  | 2   |                 |
| 4        | 4X7-22129-00-00 | COVER, THRUST 2 .....   | 2  | 2   |                 |
| 5        | 90201-161J3-00  | WASHER, PLATE .....     | 2  | 2   |                 |
| 6        | 3LN-22141-60-00 | SHAFT, PIVOT .....      | 1  | 1   |                 |
| 7        | 90185-14070-00  | NUT, SELF-LOCKING ..... | 1  | 1   |                 |
| 8        | 1KT-22311-00-00 | CASE, CHAIN .....       | 1  | 1   |                 |
| 9        | 90159-06175-00  | SCREW, W/WASHER .....   | 2  | 2   |                 |
| 10       | 3YX-22151-00-00 | SEAL, GUARD .....       | 1  | 1   |                 |
| 11       | 90387-063Y8-00  | COLLAR .....            | 1  | 1   |                 |
| 12       | 95816-06016-00  | BOLT, FLANGE .....      | 1  | 1   |                 |



4BR351-2220

# FRONT FORK



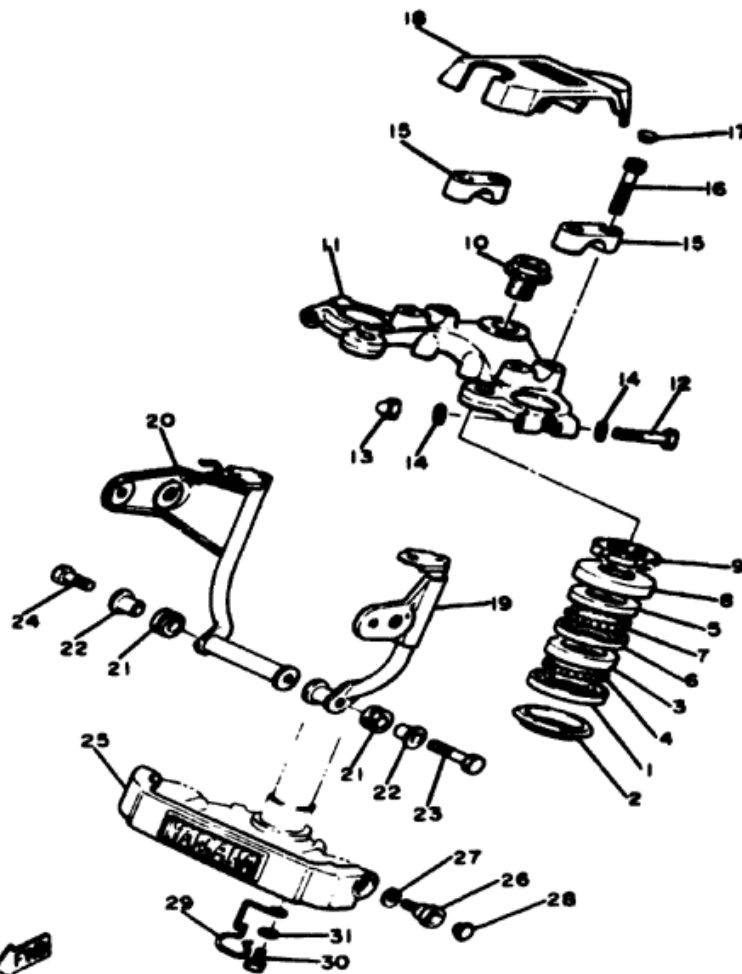
| Ref. No. | Part Number       | Description                                | Qty. | Remarks      |
|----------|-------------------|--|------|--------------|
| 1        | [4U8-23101-00-00] | FRONT FORK ASS'Y.....                      | 1    | N/A          |
| 2        | 4U8-23126-00-33   | TUBE, outer 1.....                         | 1    | Yamaha Black |
| 3        | 4U8-23136-00-33   | TUBE, outer 2.....                         | 1    | Yamaha Black |
| 4        | 4A1-23156-00-00   | CLIP, oil seal.....                        | 2    |              |
| 5        | 4G0-23145-00-00   | OIL SEAL (3G2-23145-00)...                 | 2    |              |
| 6        | 4G0-23144-01-00   | SEAL, dust (4G0-23144-00)...               | 2    |              |
| 7        | 5F8-23110-00-00   | INNER TUBE COMP. 1.....                    | 2    |              |
| 8        | 5F8-23170-00-00   | CYLINDER COMP., front fork                 | 2    |              |
| 9        | 509-23151-L0-00   | SPRING, rebound.....                       | 2    |              |
| 10       | 1W1-23173-L0-00   | SPINDLE, taper.....                        | 2    |              |
| 11       | 5F8-23340-00-33   | UNDER BRACKET COMP. (4G0-23340-00-33)..... | 1    | Yamaha Black |
| 12       | 4U8-23141-00-00   | SPRING, front fork.....                    | 2    |              |
| 13       | 122-23129-00-00   | GASKET, drain plug.....                    | 2    |              |
| 14       | 509-23158-L0-00   | GASKET.....                                | 2    |              |
| 15       | 3J2-23114-00-00   | O-RING.....                                | 2    |              |
| 16       | 3Y1-23111-00-00   | BOLT, cap.....                             | 2    |              |
| 17       | 3Y1-23168-00-00   | CAP, front fork.....                       | 2    |              |
| 18       | 3J2-23183-00-00   | CIRCLIP.....                               | 2    |              |
| 19       | 4H1-23119-00-00   | PLUG, drain.....                           | 2    |              |
| 20       | 4G0-23346-00-00   | BOLT 1.....                                | 2    |              |
| 21       | 278-23181-50-00   | BOLT, hexagon socket head...               | 2    |              |
| 22       | 4U8-23356-10-00   | BOLT 2.....                                | 2    |              |
| 23       | 4G0-23378-00-00   | BRACKET, horn.....                         | 1    |              |
| 24       | 4G0-23377-00-00   | BRACKET, horn.....                         | 1    |              |
| 25       | 95336-08600-00    | NUT (95316-08600).....                     | 2    |              |
| 26       | 92906-08100-00    | WASHER, spring.....                        | 2    |              |
| 27       | 92906-08600-00    | WASHER, plate.....                         | 4    |              |

Front Forks: Oil Type / Level / Qty

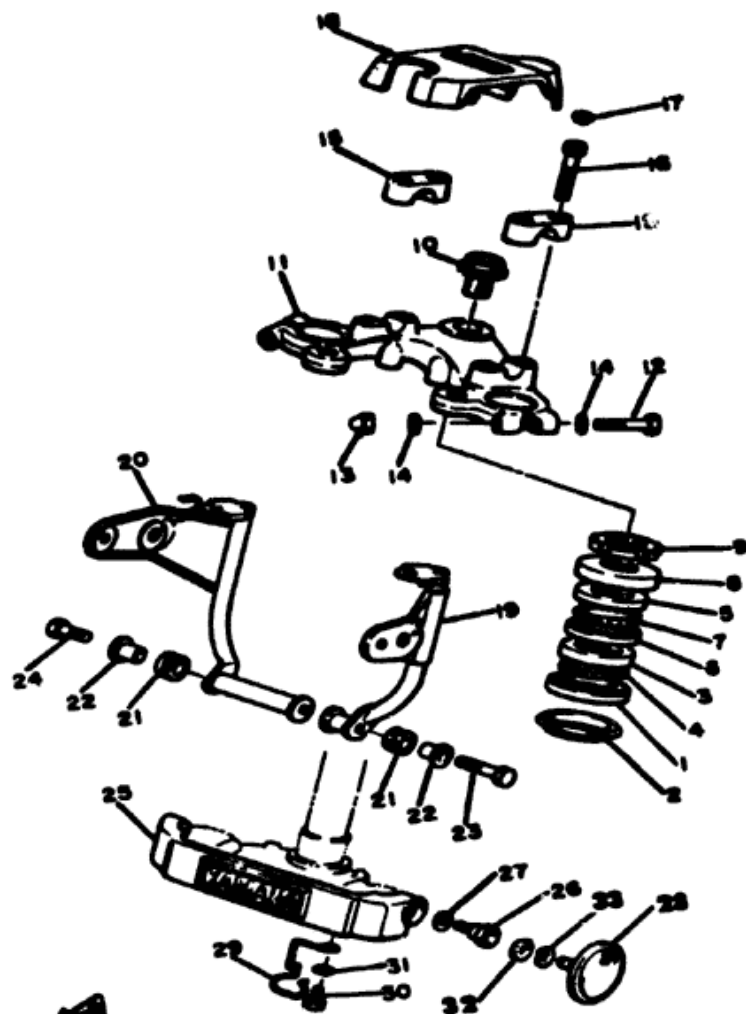
10 Wt. Fork Oil\* / @ / 230cc

# STEERING

| Ref. No. | Part Number     | Description                       | Qty. | Remarks         |
|----------|-----------------|-----------------------------------|------|-----------------|
| 1        | 156-23411-00-00 | RACE, ball 1 .....                | 1    |                 |
| 2        | 164-23462-00-00 | SEAL, steering .....              | 1    |                 |
| 3        | 156-23412-00-00 | RACE, ball 2 .....                | 1    |                 |
| 4        | 93501-04011-00  | BALL .....                        | 19   |                 |
| 5        | 183-23411-00-00 | RACE, ball 1 .....                | 1    |                 |
| 6        | 183-23412-00-00 | RACE, ball 2 .....                | 1    |                 |
| 7        | 93501-04011-00  | BALL .....                        | 19   |                 |
| 8        | 136-23415-00-00 | COVER, ball race 1 .....          | 1    |                 |
| 9        | 90179-25033-00  | NUT .....                         | 1    |                 |
| 10       | 90105-14102-00  | BOLT, washer based .....          | 1    |                 |
| 11       | 4G0-23435-00-98 | CROWN, handle .....               | 1    | Low Gloss Black |
| 12       | 97313-08055-00  | BOLT .....                        | 2    |                 |
| 13       | 95303-08800-00  | NUT, crown .....                  | 2    |                 |
| 14       | 92901-08600-00  | WASHER, plate .....               | 4    |                 |
| 15       | 4H7-23441-00-98 | HOLDER, handle upper .....        | 2    | Low Gloss Black |
| 16       | 91316-08030-00  | BOLT .....                        | 4    |                 |
| 17       | 341-23489-00-00 | CAP, bolt .....                   | 4    |                 |
| 18       | 4G0-26213-00-00 | COVER, upper .....                | 1    |                 |
| 19       | 4G0-23121-00-00 | COVER, upper 1 .....              | 1    |                 |
| 20       | 4G0-23131-00-00 | COVER, upper 2 .....              | 1    |                 |
| 21       | 90480-14023-00  | GROMMET (90480-14101) .....       | 2    |                 |
| 22       | 90387-065A6-00  | COLLAR .....                      | 2    |                 |
| 23       | 97326-06050-00  | BOLT .....                        | 1    |                 |
| 24       | 97316-06025-00  | BOLT (97326-06025) .....          | 1    |                 |
| 25       | 4U8-23122-00-00 | COVER, outer 1 .....              | 1    |                 |
| 26       | 90109-06583-00  | BOLT .....                        | 2    |                 |
| 27       | 92990-10200-00  | WASHER, plain (92903-10200) ..... | 2    |                 |
| 28       | 90338-24115-00  | PLUG .....                        | 2    |                 |
| 29       | 4G0-23486-00-00 | CLAMP .....                       | 1    |                 |
| 30       | 97016-06016-00  | BOLT (97306-06016) .....          | 1    |                 |
| 31       | 92906-06600-00  | WASHER, plate .....               | 1    |                 |



4G0010-0270

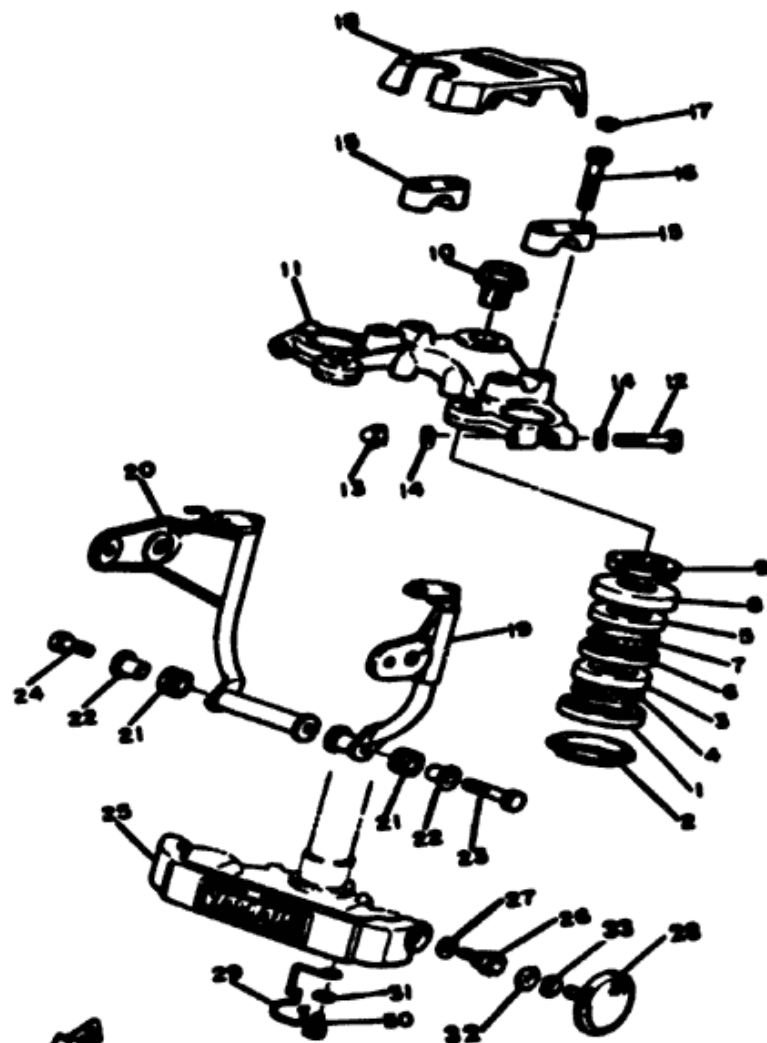


4G0010-0270

## STEERING

| Ref. No. | Part Number     | Description                    | Qty. | Remarks      |
|----------|-----------------|--------------------------------|------|--------------|
| 1        | 156-23411-00-00 | RACE, ball 1 . . . . .         | 1    |              |
| 2        | 164-23462-00-00 | SEAL, steering . . . . .       | 1    |              |
| 3        | 156-23412-00-00 | RACE, ball 2 . . . . .         | 1    |              |
| 4        | 93501-04011-00  | BALL . . . . .                 | 19   |              |
| 5        | 183-23411-00-00 | RACE, ball 1 . . . . .         | 1    |              |
| 6        | 183-23412-00-00 | RACE, ball 2 . . . . .         | 1    |              |
| 7        | 93501-05011-00  | BALL . . . . .                 | 19   |              |
| 8        | 136-23415-00-00 | COVER, ball race 1 . . . . .   | 1    |              |
| 9        | 90179-25033-00  | NUT . . . . .                  | 1    |              |
| 10       | 90105-14102-00  | BOLT, washer based . . . . .   | 1    |              |
| 11       | 4G0-23435-00-98 | CROWN, handle . . . . .        | 1    | Lw Gloss Blk |
| 12       | 97313-08055-00  | BOLT . . . . .                 | 2    |              |
| 13       | 95303-08600-00  | NUT, crown . . . . .           | 2    |              |
| 14       | 92901-08600-00  | WASHER, plate . . . . .        | 4    |              |
| 15       | 4H7-23441-00-98 | HOLDER, handle upper . . . . . | 2    | Lw Gloss Blk |
| 16       | 91316-08030-00  | BOLT . . . . .                 | 4    |              |
| 17       | 341-23469-00-00 | CAP, bolt . . . . .            | 4    |              |



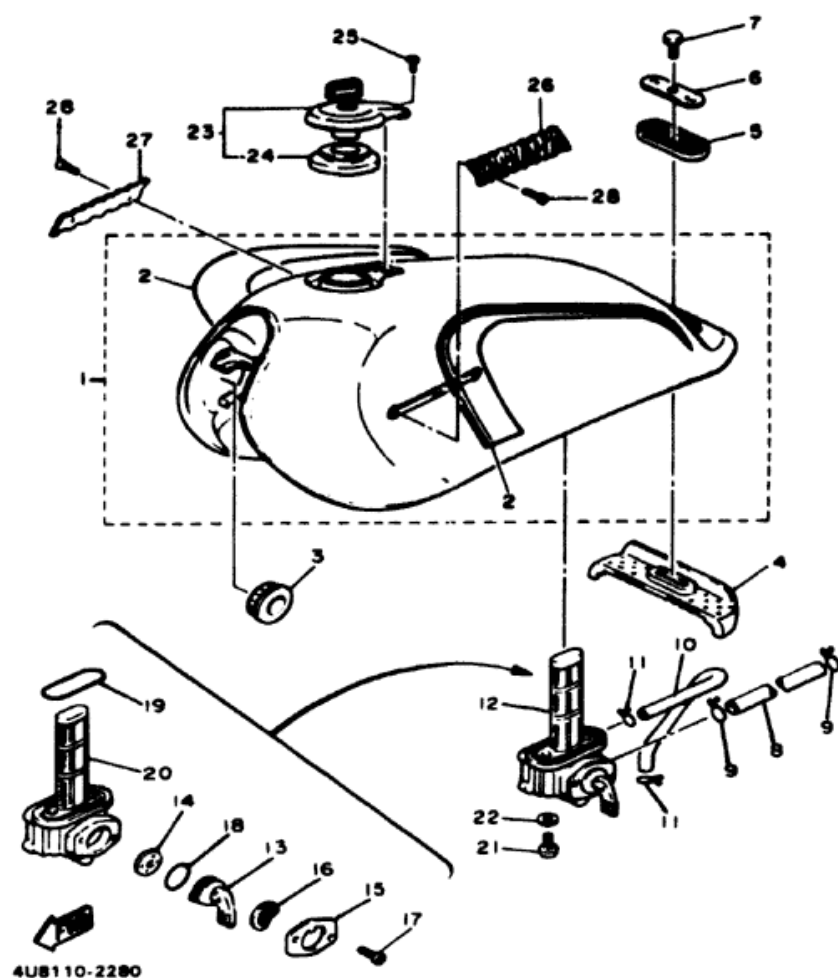


4G0010-0270

## STEERING

| Ref. No. | Part Number       | Description                                   | Qty. | Remarks |
|----------|-------------------|---|------|---------|
| 18       | 4G0-26213-00-00   | COVER, upper . . . . .                        | 1    |         |
| 19       | 4G0-23121-00-00   | COVER, upper 1 . . . . .                      | 1    |         |
| 20       | 4G0-23131-00-00   | COVER, upper 2 . . . . .                      | 1    |         |
| 21       | 90480-14023-00    | GROMMET (90480-14101) . . . . .               | 2    |         |
| 22       | 90387-06388-00    | COLLAR (90387-065A6) . . . . .                | 2    |         |
| 23       | 97326-06050-00    | BOLT . . . . .                                | 1    |         |
| 24       | 97016-06025-00    | BOLT (97326-06025) . . . . .                  | 1    |         |
| 25       | 4U8-23122-00-00   | COVER, outer 1 . . . . .                      | 1    |         |
| 26       | 90109-06583-00    | BOLT . . . . .                                | 2    |         |
| 27       | 92990-10200-00    | WASHER, plain (92901-10200) . . . . .         | 2    |         |
| 28       | 355-85111-00-00   | REFLECTOR FRONT 1<br>(2N8-85111-00) . . . . . | 2    |         |
| 29       | [4G0-23466-00-00] | CLAMP . . . . .                               | 1    |         |
| 30       | 97016-06016-00    | BOLT (97306-06016) . . . . .                  | 1    |         |
| 31       | 92906-06600-00    | WASHER, plate . . . . .                       | 1    |         |
| 32       | 92990-05100-00    | WASHER, spring (92903-05100) . . . . .        | 2    |         |
| 33       | 92990-05200-00    | WASHER (92901-05200) . . . . .                | 2    |         |

# FUEL TANK

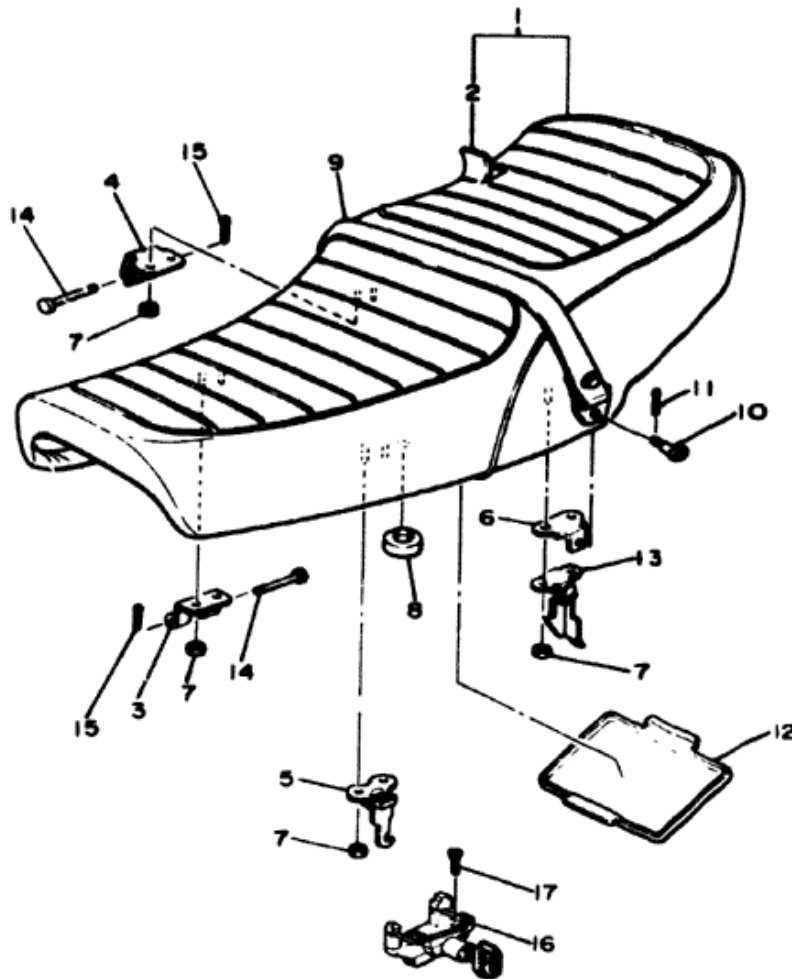


4U8110-2280

| Ref. No. | Part Number     | Description                    | Qty. | Remarks   |
|----------|-----------------|--------------------------------|------|-----------|
| 1        | 4G0-24110-00-X4 | FUEL TANK COMP. ....           | 1    | Maxim Red |
| 2        | 4U8-24240-20-00 | . GRAPHIC SET ....             | 1    |           |
| 3        | 278-24181-00-00 | DAMPER, locating 1 ....        | 2    |           |
| 4        | 4G0-24182-00-00 | DAMPER, locating 2 ....        | 1    |           |
| 5        | 4H7-24183-00-00 | DAMPER, locating 3 ....        | 1    |           |
| 6        | 4H7-24186-00-00 | WASHER, special ....           | 1    |           |
| 7        | 97313-08012-00  | BOLT (97302-08012) ....        | 1    |           |
| 8        | 4G0-24311-00-00 | PIPE, fuel 1 ....              | 1    |           |
| 9        | 90467-10008-00  | CLIP ....                      | 2    |           |
| 10       | 90448-08531-00  | HOSE ....                      | 1    |           |
| 11       | 90467-08003-00  | CLIP ....                      | 2    |           |
| 12       | 4H7-24500-01-00 | FUEL COCK ASS'Y 1 ....         | 1    |           |
| 13       | 4H7-24524-00-00 | . LEVER, cock ....             | 1    |           |
| 14       | 3H3-24523-00-00 | . VALVE ....                   | 1    |           |
| 15       | 4H7-24525-00-00 | . PLATE, lever fitting ....    | 1    |           |
| 16       | 10L-24518-00-00 | . WASHER, wave (3H3-24518-00)  | 1    |           |
| 17       | 98501-03008-00  | . SCREW, pan head ....         | 2    |           |
| 18       | 3H3-24534-00-00 | . O-RING ....                  | 1    |           |
| 19       | 2W8-24512-00-00 | . O-RING ....                  | 1    |           |
| 20       | 3Y1-24514-00-00 | . NET, FILTER 1 (3Y1-24514-20) | 1    |           |
| 21       | 90149-06011-00  | SCREW. ....                    | 2    |           |
| 22       | 90202-06010-00  | WASHER, plate ....             | 2    |           |
| 23       | 4X7-24602-00-00 | CAP ASS'Y. ....                | 1    |           |
| 24       | 4X7-24612-00-00 | . GASKET, cap ....             | 1    |           |
| 25       | 98506-05010-00  | SCREW, pan head. ....          | 1    |           |
| 26       | 4G0-24161-00-00 | EMBLEM 1. ....                 | 1    |           |
| 27       | 4G0-24162-00-00 | EMBLEM 2. ....                 | 1    |           |
| 28       | 90152-04006-00  | SCREW, countersunk ....        | 4    |           |

|   |                            |
|---|----------------------------|
| Basic Color(s)                                | Maxim Red                  |
| Fuel Type/Fuel Tank Capacity/Reserve Capacity | Regular / 16 Lt. / 3.5 Lt. |

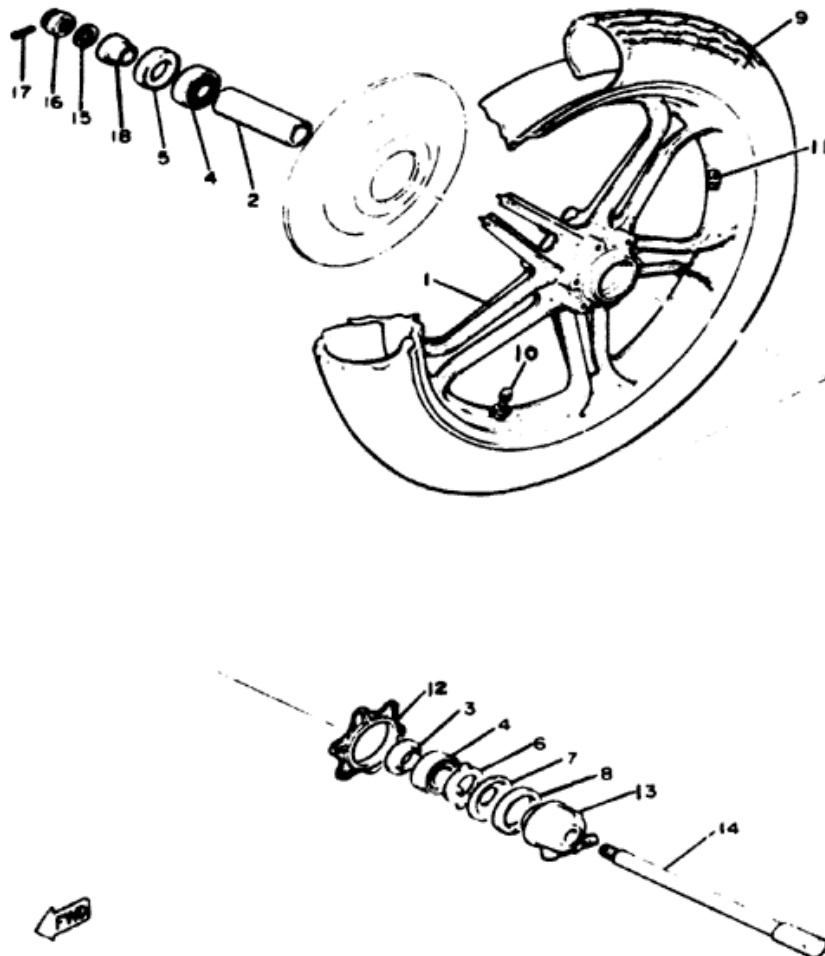
# SEAT



| Ref. No. | Part Number     | Description                    | Qty. |
|----------|-----------------|--------------------------------|------|
| 1        | 4GO-W2472-01-00 | DOUBLE SEAT ASS'Y .....        | 1    |
| 2        | 4GO-24731-00-00 | . COVER, double seat .....     | 1    |
| 3        | 4GO-24769-00-00 | HINGE, seat.....               | 1    |
| 4        | 4GO-24779-00-00 | HINGE, seat 2 .....            | 1    |
| 5        | 4GO-24728-00-00 | BRACKET, seat .....            | 1    |
| 6        | 4GO-24718-01-00 | BRACKET, seat .....            | 1    |
| 7        | 95701-06500-00  | SPEED NUT (3Y6-24735-00)....   | 8    |
| 8        | 4GO-24723-00-00 | DAMPER, seat.....              | 1    |
| 9        | 4GO-24734-00-00 | BAND, seat.....                | 1    |
| 10       | 2M1-24717-00-00 | BOLT, seat fitting .....       | 2    |
| 11       | 90468-10050-00  | CLIP.....                      | 2    |
| 12       | 395-28185-00-00 | LID.....                       | 1    |
| 13       | 4GO-24760-00-00 | SEAT LEVER ASS'Y .....         | 1    |
| 14       | 91701-05055-00  | PIN, clevis .....              | 2    |
| 15       | 90468-10050-00  | CLIP.....                      | 2    |
| 16       | 4GO-24705-00-00 | SEAT LOCK ASS'Y .....          | 1    |
| 17       | 92803-06012-00  | SCREW, flat head (92701-06012) | 2    |



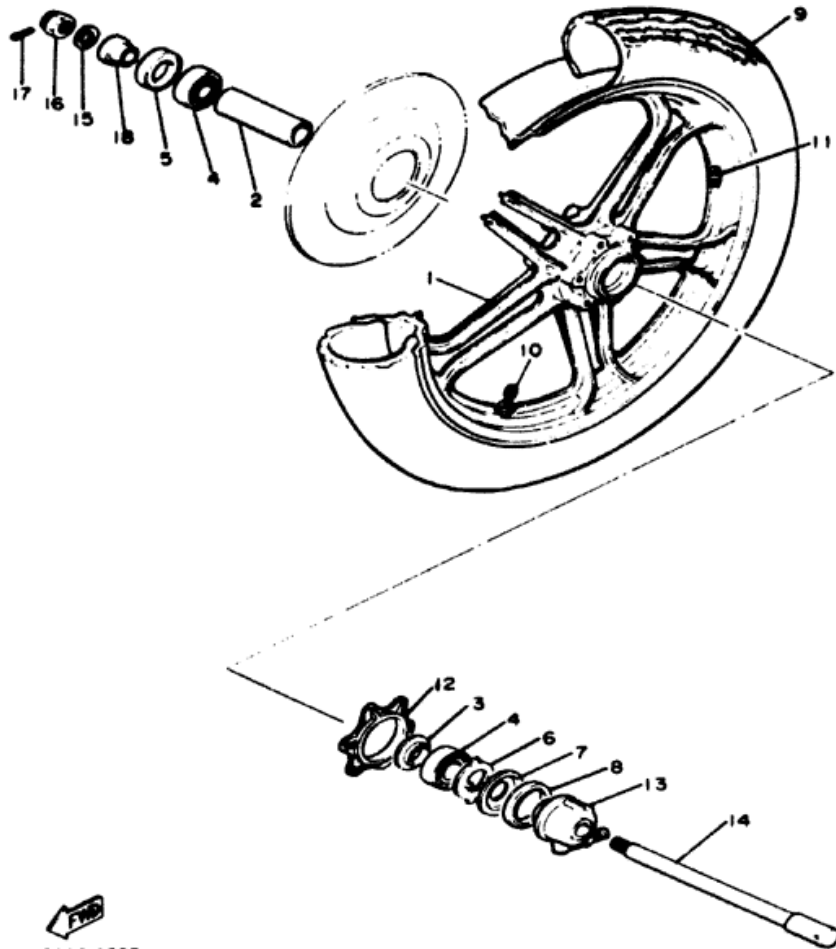
## FRONT WHEEL



| Ref. No. | Part Number     | Description                    | Qty. | Remarks     |
|----------|-----------------|--------------------------------|------|-------------|
| 1        | 4U8-25169-00-00 | CAST WHEEL, front .....        | 1    |             |
| 2        | 90560-15116-00  | SPACER .....                   | 1    |             |
| 3        | 146-25115-00-00 | FLANGE, spacer 1.....          | 1    |             |
| 4        | 93306-30203-00  | BEARING (B6302Z).....          | 2    |             |
| 5        | 93102-22014-00  | OIL SEAL .....                 | 1    |             |
| 6        | 341-25149-00-00 | CLUTCH, meter.....             | 1    |             |
| 7        | 341-25846-00-00 | RETAINER, clutch.....          | 1    |             |
| 8        | 93105-45017-00  | OIL SEAL .....                 | 1    |             |
| 9        | 94130-19447-00  | TIRE (3.00-19).....            | 1    | Bridgestone |
| 10       | 93900-00001-00  | VALVE, rim.....                | 1    |             |
| 11       | 1A1-25398-01-00 | BALANCER, wheel (20G).....     | 1    | U.N.        |
|          | 1A1-25399-00-00 | BALANCER, wheel (10G).....     | 1    | U.N.        |
|          | 2M0-25399-00-00 | BALANCER, wheel (30G).....     | 1    | U.N.        |
| 12       | 1U4-25847-00-00 | COVER, housing .....           | 1    |             |
| 13       | 4K0-25190-00-00 | GEAR UNIT ASS'Y .....          | 1    |             |
| 14       | 4H7-25181-01-00 | AXLE, wheel (4H7-25181-00) ... | 1    |             |
| 15       | 92901-14200-00  | WASHER, plain .....            | 1    |             |
| 16       | 90171-14020-00  | NUT, castle .....              | 1    |             |
| 17       | 91401-30030-00  | PIN, cotter .....              | 1    |             |
| 18       | 90387-15550-00  | COLLAR .....                   | 1    |             |

|                                |   |             |
|--------------------------------|---|-------------|
| Minimum Brake Lining Thickness | Front: 0.8mm  | Rear: 2.0mm |
| Tire Size (Nominal Pressure)   | F:1.00-10 (1.75 kg/cm <sup>2</sup> /25 psi) R:1.00-10 (1.75 kg/cm <sup>2</sup> /25 psi) |             |
| Front Axle Nut                 | 14 x 1.50: 10.7 m-kp  |             |
| Front Axle Pinch Bolt          | 8 x 1.25: 2.0 m-kp  |             |

## FRONT WHEEL



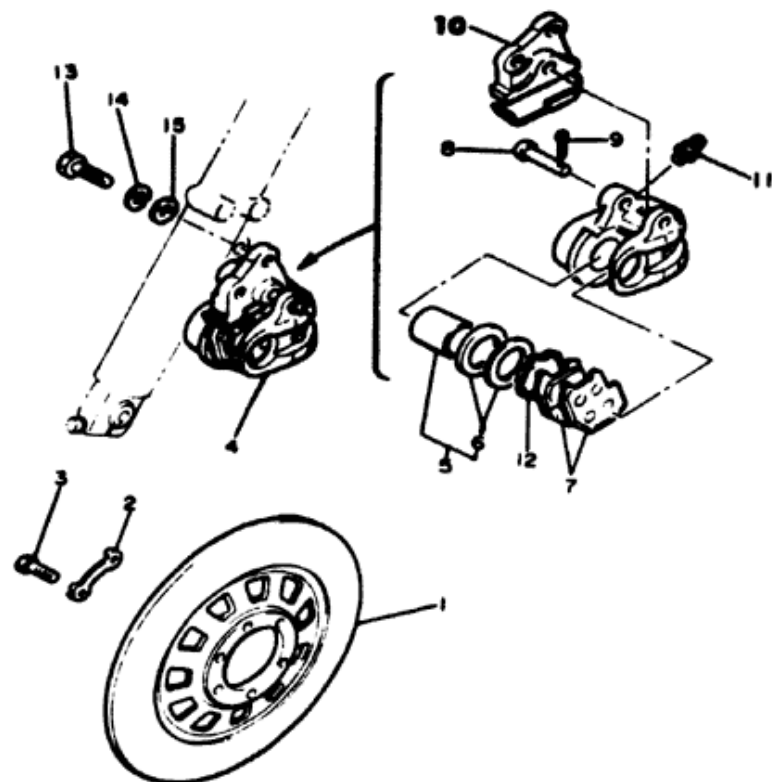
| Ref. No. | Part Number     | Description                    | Qty. | Remarks          |
|----------|-----------------|--------------------------------|------|------------------|
| 1        | 4U8-25168-00-00 | CAST WHEEL, front .....        | 1    |                  |
| 2        | 90560-15116-00  | SPACER .....                   | 1    |                  |
| 3        | 146-25115-00-00 | FLANGE, spacer 1.....          | 1    |                  |
| 4        | 93306-30203-00  | BEARING (B6302Z).....          | 2    |                  |
| 5        | 93102-22014-00  | OIL SEAL .....                 | 1    |                  |
| 6        | 341-25149-00-00 | CLUTCH, meter.....             | 1    |                  |
| 7        | 341-25846-00-00 | RETAINER, clutch.....          | 1    |                  |
| 8        | 93105-45017-00  | OIL SEAL .....                 | 1    |                  |
| 9        | 94130-19447-00  | TIRE (3.00-19).....            | 1    | U.R. Bridgestone |
| 10       | 93900-00001-00  | VALVE, rim (16024 101) .....   | 1    | U.R. Bridgestone |
| 11       | 1A1-25398-01-00 | BALANCER, wheel (20G).....     | 1    | UN               |
|          | 1A1-25399-00-00 | BALANCER, wheel (10G).....     | 1    | UN               |
|          | 2M0-25399-00-00 | BALANCER, wheel (30G).....     | 1    | UN               |
| 12       | 1U4-25847-00-00 | COVER, housing .....           | 1    |                  |
| 13       | 4K0-25190-00-00 | GEAR UNIT ASS'Y .....          | 1    |                  |
| 14       | 4H7-25181-01-00 | AXLE, wheel (4H7-25181-00) ... | 1    |                  |
| 15       | 92990-14200-00  | WASHER, plain (92901-14200)    | 1    |                  |
| 16       | 90171-14020-00  | NUT, castle .....              | 1    |                  |
| 17       | 91401-30030-00  | PIN, cotter .....              | 1    |                  |
| 18       | 90387-15550-00  | COLLAR .....                   | 1    |                  |

|                                |  |   |
|--------------------------------|--|---|
| Minimum Brake Lining Thickness | Front: 0.8mm                           | Rear: 2.0mm                                 |
| Tire Size (Nominal Pressure)   | F: 3.00-H19 (1.75 kg/cm <sup>2</sup> ) | R: 110/90-18 61H (2.00 kg/cm <sup>2</sup> ) |
| Front Axle Nut                 | 14 x 1.50: 10.7 m-kp                   |   |
| Front Axle Pinch Bolt          | 8 x 1.25: 2.0 m-kp                     |   |

## FRONT BRAKE - CALIPER

| Ref. No. | Part Number     | Description                   | Qty. | Remarks |
|----------|-----------------|-------------------------------|------|---------|
| 1        | 2H7-25831-00-00 | DISC, brake .....             | 1    |         |
| 2        | 1J3-25834-01-00 | WASHER, lock. ....            | 3    |         |
| 3        | 90101-08312-00  | BOLT .....                    | 6    |         |
| 4        | 4L3-25810-20-00 | CALIPER ASS'Y. ....           | 1    |         |
| 5        | 4L0-W0057-00-00 | . PISTON ASS'Y, caliper ..... | 1    |         |
| 6        | 4L0-W0047-01-00 | . . CALIPER SEAL KIT .....    | 1    |         |
| 7        | 4L3-W0045-00-00 | . BRAKE PAD KIT, front .....  | 1    |         |
| 8        | 4L0-25914-00-00 | . PIN, slide. ....            | 1    |         |
| 9        | 91490-20015-00  | . PIN, cotter. ....           | 1    |         |
| 10       | 4L0-25913-00-00 | . RETAINER. ....              | 1    |         |
| 11       | 1J3-W0048-00-00 | . BREED SCREW KIT .....       | 1    |         |
| 12       | 4L0-25828-00-01 | . SHIM, caliper (0.1T) .....  | 1    | U.R.    |
|          | 4L0-25828-00-02 | . SHIM, caliper (0.2T) .....  | 1    | U.R.    |
|          | 4L0-25828-00-03 | . SHIM, caliper (0.3T) .....  | 1    | U.R.    |
| 13       | 90101-10308-00  | BOLT .....                    | 2    |         |
| 14       | 92903-10100-00  | WASHER, spring (92901-10100)  | 2    |         |
| 15       | 92903-10200-00  | WASHER, plain (92901-10200)   | 2    |         |

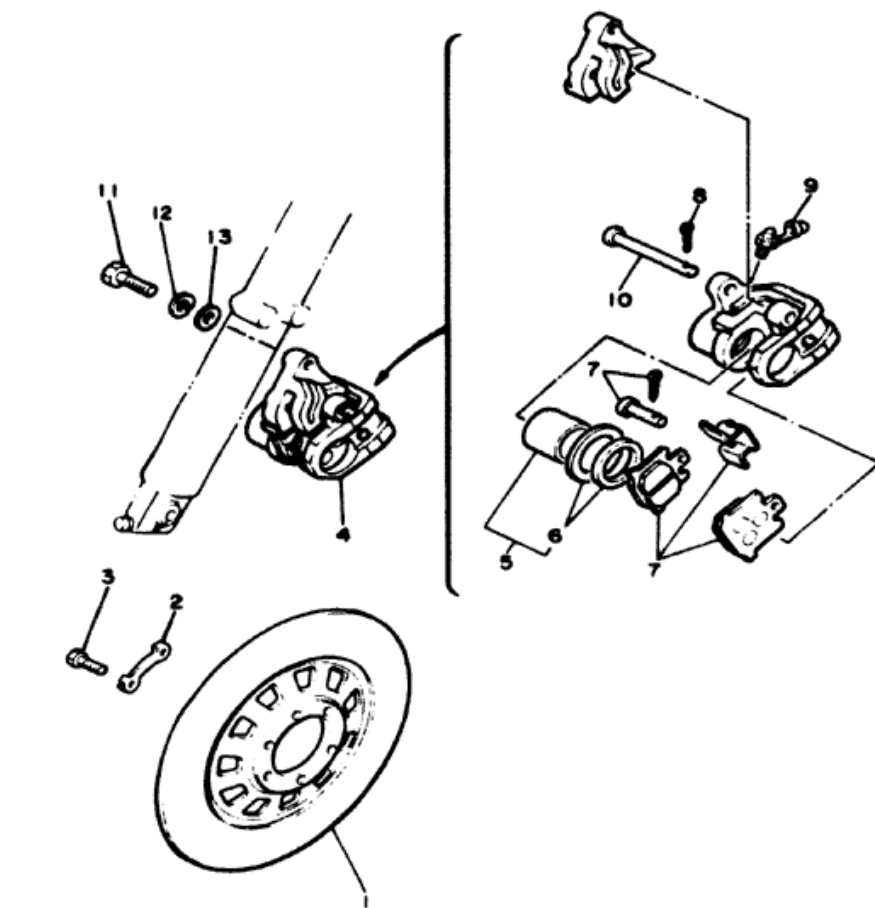
|                                |  |             |
|--------------------------------|--|-------------|
| Minimum Brake Lining Thickness | Front: 0.8mm   | Rear: 2.0mm |
| Tire Size (Nominal Pressure)   | F: 3.00-475 (1.75 kg/cm <sup>2</sup> /25 psi) R: 110/95-15 81H 2.00 kg/cm <sup>2</sup> /25 psi |             |



## FRONT BRAKE CALIPER

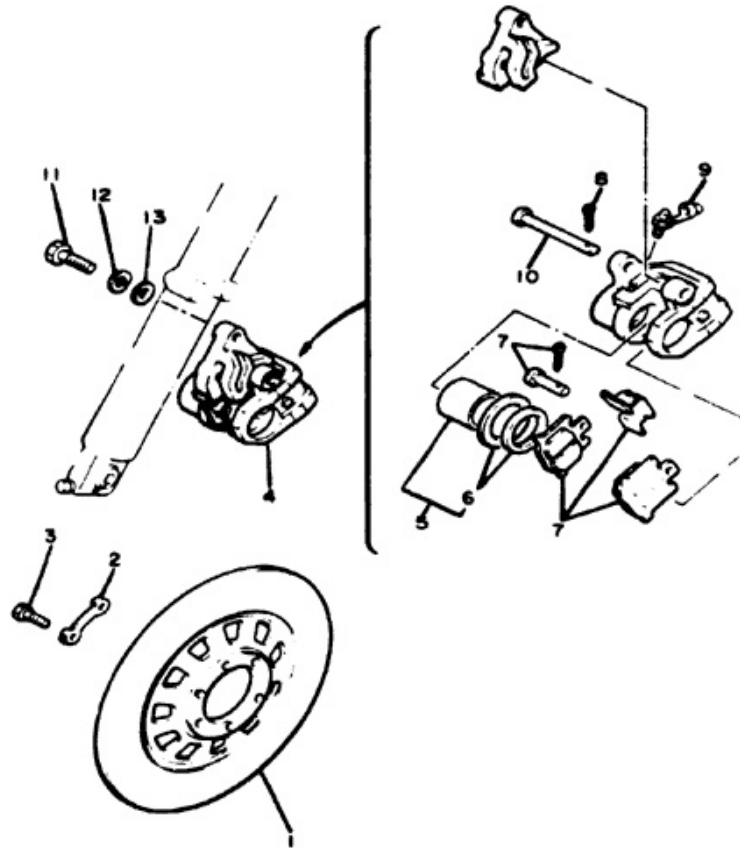
| Ref. No. | Part Number     | Description                  | Qty. | Remarks |
|----------|-----------------|------------------------------|------|---------|
| 1        | 2H7-25831-00-00 | DISC, brake .....            | 1    |         |
| 2        | 1J3-25834-01-00 | WASHER, lock. ....           | 3    |         |
| 3        | 90101-08312-00  | BOLT .....                   | 6    |         |
| 4        | 23W-25810-01-00 | CALIPER ASS'Y (4L3-25810-20) | 1    |         |
| 5        | 4W1-W0057-00-00 | PISTON ASS'Y, caliper .....  | 1    |         |
| 6        | 4L0-W0047-01-00 | . . CALIPER SEAL KIT .....   | 1    |         |
| 7        | 4W1-W0045-20-00 | BRAKE PAD KIT, front. ....   | 1    |         |
| 8        | 91490-20015-00  | . PIN, cotter. ....          | 1    |         |
| 9        | 1J3-W0048-00-00 | . BREED SCREW KIT .....      | 1    |         |
| 10       | 4W1-25914-00-00 | . PIN, slide. ....           | 1    |         |
| 11       | 90105-10308-00  | BOLT (90101-10308) .....     | 2    |         |
| 12       | 92990-10100-00  | WASHER, spring (92903-10100) | 2    |         |
| 13       | 92990-10200-00  | WASHER, plain (92903-10200)  | 2    |         |

|                                |  |   |
|--------------------------------|--|---|
| Minimum Brake Lining Thickness | Front: 0.8mm                           | Rear: 2.0mm                                 |
| Tire Size (Nominal Pressure)   | F: 3.00-H19 (1.75 kg/cm <sup>2</sup> ) | R: 110/90-18 61H (2.00 kg/cm <sup>2</sup> ) |



## FRONT BRAKE CALIPER

| Ref. No. | Part Number     | Description                         | Qty. | Remarks |
|----------|-----------------|-------------------------------------|------|---------|
| 1        | 2H7-25831-00-00 | DISC., brake                        | 1    |         |
| 2        | 1J3-25834-01-00 | WASHER, lock                        | 3    |         |
| 3        | 90101-08312-00  | BOLT                                | 6    |         |
| 4        | 23W-25810-01-00 | CALIPER ASS'Y (4L3-25810-20)        | 1    |         |
| 5        | 4W1-W0057-00-00 | PISTON ASS'Y, caliper               | 1    |         |
| 6        | 4L0-W0047-01-00 | CALIPER SEAL KIT                    | 1    |         |
| 7        | 23W-W0045-01-00 | BRAKE PAD KIT, front (4W1-W0045-20) | 1    |         |
| 8        | 91490-20015-00  | PIN, cotter                         | 1    |         |
| 9        | 1J3-W0048-00-00 | BLEED SCREW KIT                     | 1    |         |
| 10       | 4W1-25914-00-00 | PIN, slide                          | 1    |         |
| 11       | 90105-10308-00  | BOLT (90101-10308)                  | 2    |         |
| 12       | 92901-10100-00  | WASHER, spring                      | 2    |         |
| 13       | 92990-10200-00  | WASHER, plain (92901-10200)         | 2    |         |

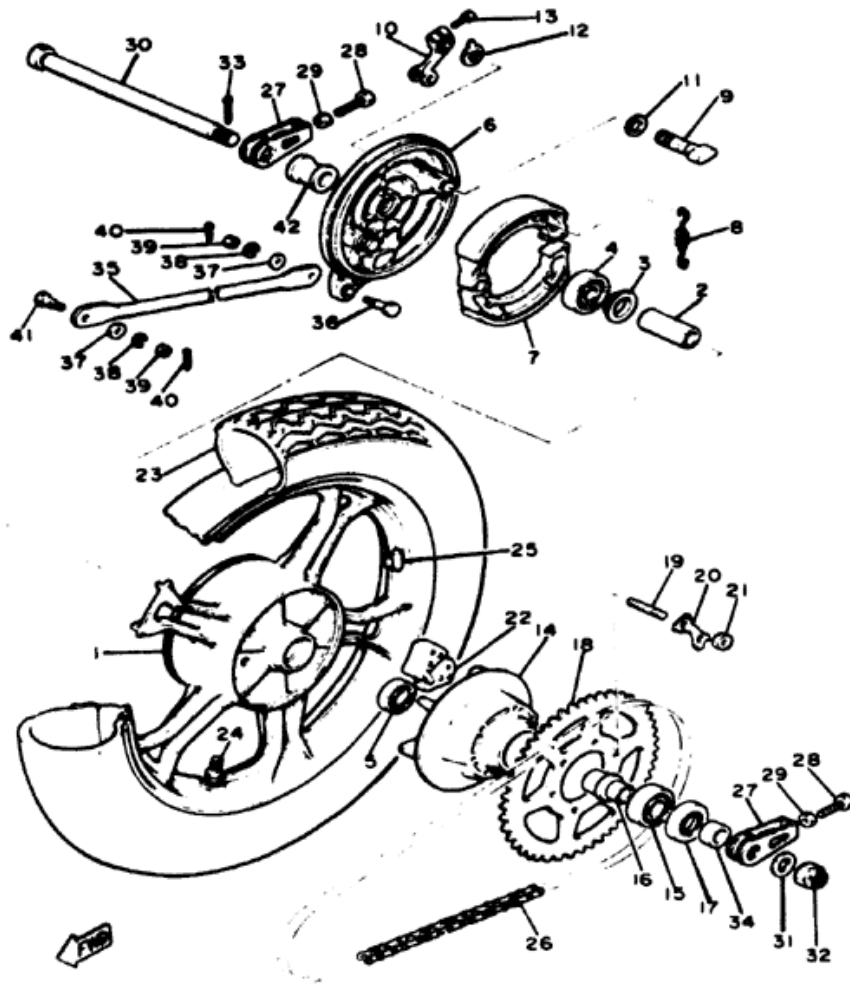


4U8110-2310

|   |  |
|---|--|
| Minimum Brake Lining Thickness Front / Rear | 0.8mm / 2.0mm  |
| Tire Size (Nominal Pressure) Front / Rear   | 3.00H19 (1.8 kg/cm <sup>2</sup> ) / 110R0H18 (2.0 kg/cm <sup>2</sup> ) |



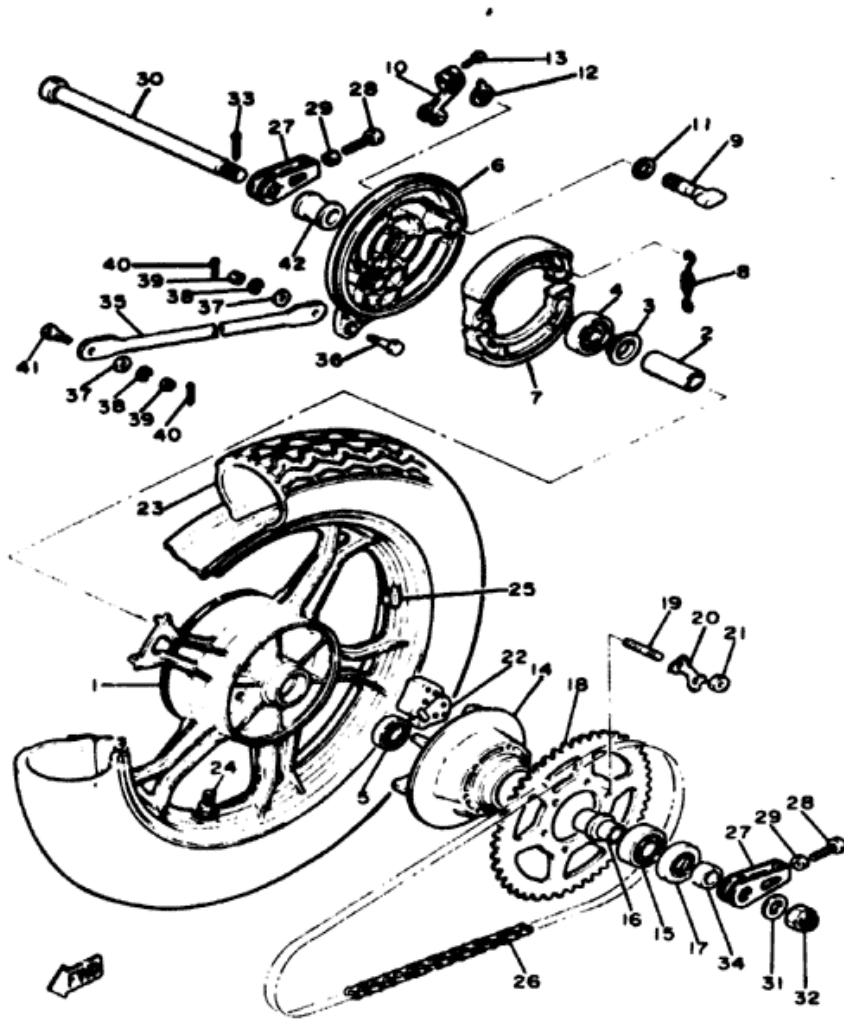
## REAR WHEEL



| Ref. No. | Part Number     | Description                                       | Qty. | Remarks      |
|----------|-----------------|---|------|--------------|
| 1        | 4U8-25338-20-00 | CAST WHEEL, rear.....                             | 1    |              |
| 2        | 90560-17125-00  | SPACER .....                                      | 1    |              |
| 3        | 148-25315-00-00 | FLANGE, spacer .....                              | 1    |              |
| 4        | 93306-30306-00  | BEARING (B6303).....                              | 1    |              |
| 5        | 93306-20310-00  | BEARING (B6203RS) .....                           | 1    |              |
| 6        | 4G0-25321-00-00 | PLATE, brake shoe .....                           | 1    |              |
| 7        | 4G0-25330-00-00 | BRAKE SHOE COMP. ....                             | 2    |              |
| 8        | 90507-20002-00  | SPRING, tension.....                              | 2    |              |
| 9        | 4R4-25351-00-00 | CAMSHAFT .....                                    | 1    |              |
| 10       | 371-25355-02-00 | LEVER, camshaft.....                              | 1    |              |
| 11       | 148-25353-00-00 | SHIM, camshaft .....                              | 1    |              |
| 12       | 4G0-2533A-00-00 | PLATE, indicator .....                            | 1    |              |
| 13       | 90101-06291-00  | BOLT .....  | 1    |              |
| 14       | 4G0-25366-00-00 | CLUTCH, hub.....                                  | 1    |              |
| 15       | 93306-30423-00  | BEARING .....                                     | 1    |              |
| 16       | 90387-176A0-00  | COLLAR .....                                      | 1    |              |
| 17       | 93102-30072-00  | OIL SEAL .....                                    | 1    |              |
| 18       | 4G0-25446-02-33 | SPROCKET, driven (46T)<br>(4G0-25446-00-33) ..... | 1    | Yamaha Black |
| 19       | 90116-10348-00  | BOLT, stud .....                                  | 6    |              |
| 20       | 4G0-25412-00-00 | WASHER .....                                      | 3    |              |
| 21       | 90170-10219-00  | NUT.....  | 6    |              |
| 22       | 4G0-25364-00-00 | DAMPER .....                                      | 6    |              |

|                                |   |             |
|--------------------------------|---|-------------|
| Minimum Brake Lining Thickness | Front: 0.8mm  | Rear: 2.0mm |
| Tire Size (Nominal Pressure)   | F: 3.00-17 (1.75 kg/cm <sup>2</sup> /28 psi) R: 110/90-15 61H (2.00 kg/cm <sup>2</sup> /28 psi) |             |
| Rear Axle Nut                  | 14 x 1.50: 10.7 m-kp  |             |
| Rear Axle Holder Nut           | 14 x 1.50: 10.7 m-kp  |             |

## REAR WHEEL



| Ref. No. | Part Number     | Description                     | Qty. | Remarks     |
|----------|-----------------|---------------------------------|------|-------------|
| 23       | 94111-18448-00  | TIRE (110/90-18) .....          | 1    | Bridgestone |
| 24       | 93900-00001-00  | VALVE, rim.....                 | 1    |             |
| 25       | 1A1-25398-01-00 | BALANCER, wheel (20G).....      | 1    | U.N.        |
|          | 1A1-25399-00-00 | BALANCER, wheel (10G).....      | 1    | U.N.        |
| 26       | 2M0-25399-00-00 | BALANCER, wheel (30G).....      | 1    | U.N.        |
| 26       | 94580-28104-00  | CHAIN (DID50HDSS-104L).....     | 1    |             |
| 27       | 4G0-25389-00-00 | PULLER, chain 2 .....           | 2    |             |
| 28       | 90101-08034-00  | BOLT .....                      | 2    |             |
| 29       | 95301-08700-00  | NUT.....                        | 2    |             |
| 30       | 4G0-25381-00-00 | AXLE, wheel.....                | 1    |             |
| 31       | 92901-14200-00  | WASHER, plain .....             | 1    |             |
| 32       | 90171-14031-00  | NUT, castle .....               | 1    |             |
| 33       | 91401-30030-00  | PIN, cotter .....               | 1    |             |
| 34       | 90387-175A9-00  | COLLAR .....                    | 1    |             |
| 35       | 4G0-25371-00-00 | BAR, tension .....              | 1    |             |
| 36       | 90109-08406-00  | BOLT .....                      | 1    |             |
| 37       | 92901-08600-00  | WASHER, plate .....             | 2    |             |
| 38       | 92903-08100-00  | WASHER, springs (92901-08100)   | 2    |             |
| 39       | 95301-08700-00  | NUT.....                        | 2    |             |
| 40       | 91401-20015-00  | PIN, cotter (91401-20012) ..... | 2    |             |
| 41       | 90109-08368-00  | BOLT .....                      | 1    |             |
| 42       | 148-25383-00-00 | COLLAR, wheel .....             | 1    |             |

|                                |  |             |
|--------------------------------|--|-------------|
| Minimum Brake Lining Thickness | Front: 0.8mm   | Rear: 2.0mm |
| Tire Size (Nominal Pressure)   | F: 110/90-18 (1.75 kg/cm <sup>2</sup> /28 psi) R: 110/90-18 (2.0 kg/cm <sup>2</sup> /28 psi) |             |
| Rear Axle Nut                  | 14 x 1.50: 10.7 m-kp   |             |
| Rear Axle Holder Nut           | 14 x 1.50: 10.7 m-kp   |             |

This exploded view diagram illustrates the assembly of a motorcycle rear wheel. The components are numbered as follows:

- 1:** Rear wheel rim
- 2:** Axle nut
- 3:** Axle washer
- 4:** Brake disc
- 5:** Brake disc mounting bracket
- 6:** Brake disc
- 7:** Brake disc mounting bracket
- 8:** Brake disc mounting bracket
- 9:** Brake disc mounting bracket
- 10:** Brake disc mounting bracket
- 11:** Brake disc mounting bracket
- 12:** Brake disc mounting bracket
- 13:** Brake disc mounting bracket
- 14:** Brake disc mounting bracket
- 15:** Brake disc mounting bracket
- 16:** Brake disc mounting bracket
- 17:** Brake disc mounting bracket
- 18:** Brake disc mounting bracket
- 19:** Brake disc mounting bracket
- 20:** Brake disc mounting bracket
- 21:** Brake disc mounting bracket
- 22:** Brake disc mounting bracket
- 23:** Brake disc mounting bracket
- 24:** Brake disc mounting bracket
- 25:** Brake disc mounting bracket
- 26:** Brake disc mounting bracket
- 27:** Brake disc mounting bracket
- 28:** Brake disc mounting bracket
- 29:** Brake disc mounting bracket
- 30:** Brake disc mounting bracket
- 31:** Brake disc mounting bracket
- 32:** Brake disc mounting bracket
- 33:** Brake disc mounting bracket
- 34:** Brake disc mounting bracket
- 35:** Brake disc mounting bracket
- 36:** Brake disc mounting bracket
- 37:** Brake disc mounting bracket
- 38:** Brake disc mounting bracket
- 39:** Brake disc mounting bracket
- 40:** Brake disc mounting bracket
- 41:** Brake disc mounting bracket
- 42:** Brake disc mounting bracket

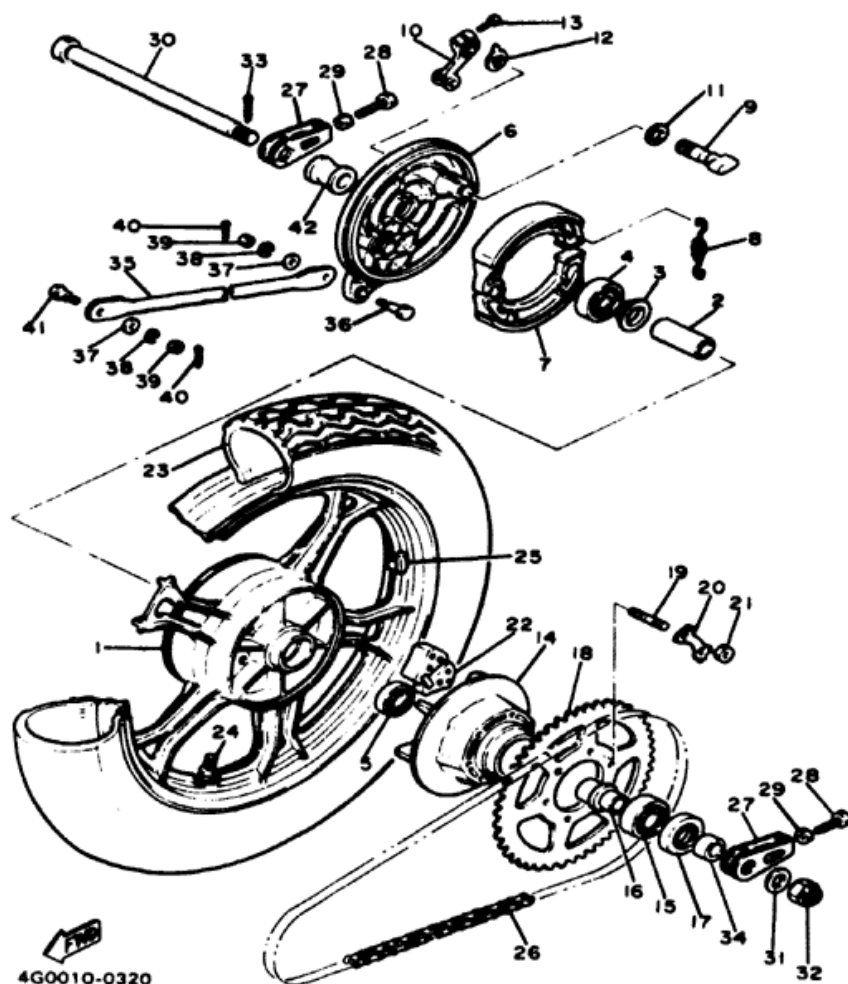
The diagram shows the wheel rim (1) with spokes (24) and a tire (23). The axle (26) passes through the wheel hub (22) and the brake disc (6). The brake disc is mounted on the axle via a bracket (5) and a nut (2). The brake disc is also connected to the rear brake lever (30) via a linkage (33). The rear brake lever is connected to the rear brake pedal (35) via a linkage (36). The rear brake pedal is connected to the rear brake master cylinder (37) via a linkage (38). The rear brake master cylinder is connected to the rear brake line (39) via a fitting (40). The rear brake line is connected to the rear brake reservoir (41) via a fitting (42).

4G0010-0320

|                                |   |
|--------------------------------|---|
| Rear Axle Nut                  | 14 x 1.50: 10.7 m·kg  |
| Rear Axle Holder Nut           | 14 x 1.50: 10.7 m·kg  |
| Minimum Brake Lining Thickness | Front: 0.8mm      Rear: 2.0mm   |
| Tire Size (Nominal Pressure)   | F: 3.00-H19 (1.75 kg/cm <sup>2</sup> )    R: 110/90-18 61H (2.00 kg/cm <sup>2</sup> ) |

4G0010-0320

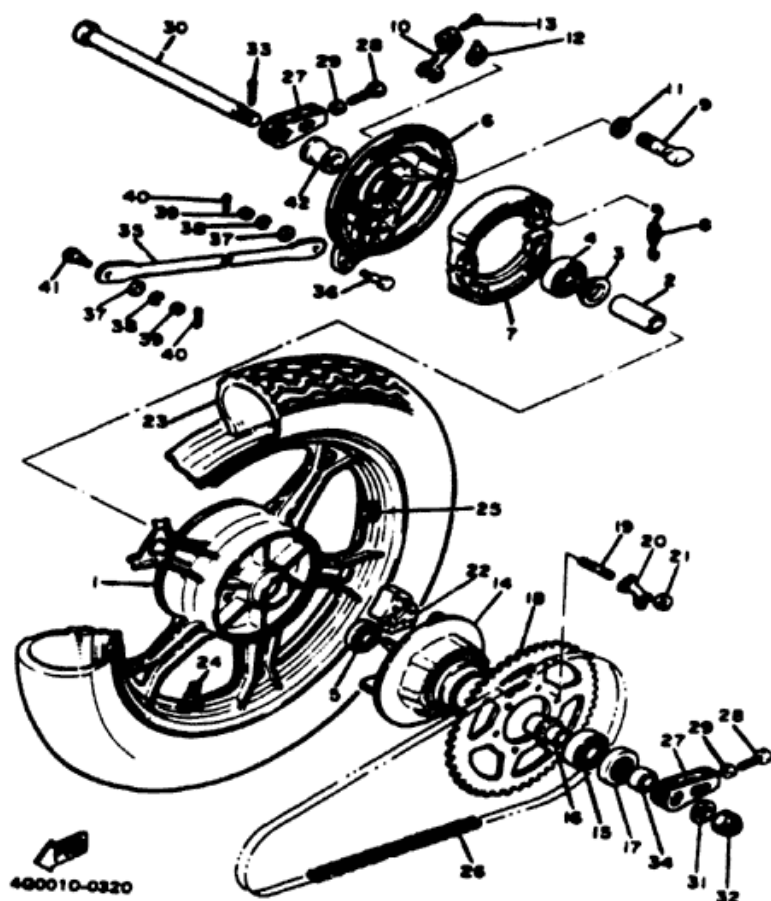
## REAR WHEEL



4G0010-0320

| Ref. No. | Part Number     | Description                        | Qty. | Remarks          |
|----------|-----------------|------------------------------------|------|------------------|
| 23       | 94111-18448-00  | TIRE (110/90-18) .....             | 1    | U.R. Bridgestone |
| 24       | 93900-00001-00  | VALVE, rim (16024 101) .....       | 1    | U.R. Bridgestone |
| 25       | 1A1-25398-01-00 | BALANCER, wheel (20G) .....        | 1    | UN               |
|          | 1A1-25399-00-00 | BALANCER, wheel (10G) .....        | 1    | UN               |
| 25       | 2M0-25399-00-00 | BALANCER, wheel (30G) .....        | 1    | UN               |
| 26       | 94580-28104-00  | CHAIN (DID50HDSS-104L) .....       | 1    |                  |
| 27       | 4G0-25389-00-00 | PULLER, chain 2 .....              | 2    |                  |
| 28       | 90101-08475-00  | BOLT (90101-08034) .....           | 2    |                  |
| 29       | 95303-08700-00  | NUT (95301-08700) .....            | 2    |                  |
| 30       | 4G0-25381-00-00 | AXLE, wheel .....                  | 1    |                  |
| 31       | 92990-14200-00  | WASHER, plain (92901-14200) .....  | 1    |                  |
| 32       | 90171-14031-00  | NUT, castle .....                  | 1    |                  |
| 33       | 91401-30030-00  | PIN, cotter .....                  | 1    |                  |
| 34       | 90387-175A9-00  | COLLAR .....                       | 1    |                  |
| 35       | 4G0-25371-00-00 | BAR, tension .....                 | 1    |                  |
| 36       | 90109-08406-00  | BOLT .....                         | 1    |                  |
| 37       | 92901-08600-00  | WASHER, plate .....                | 2    |                  |
| 38       | 92990-08100-00  | WASHER, spring (92903-08100) ..... | 2    |                  |
| 39       | 95303-08700-00  | NUT (95301-08700) .....            | 2    |                  |
| 40       | 91401-20015-00  | PIN, cotter .....                  | 2    |                  |
| 41       | 90109-08368-00  | BOLT .....                         | 1    |                  |
| 42       | 148-25383-00-00 | COLLAR, wheel .....                | 1    |                  |

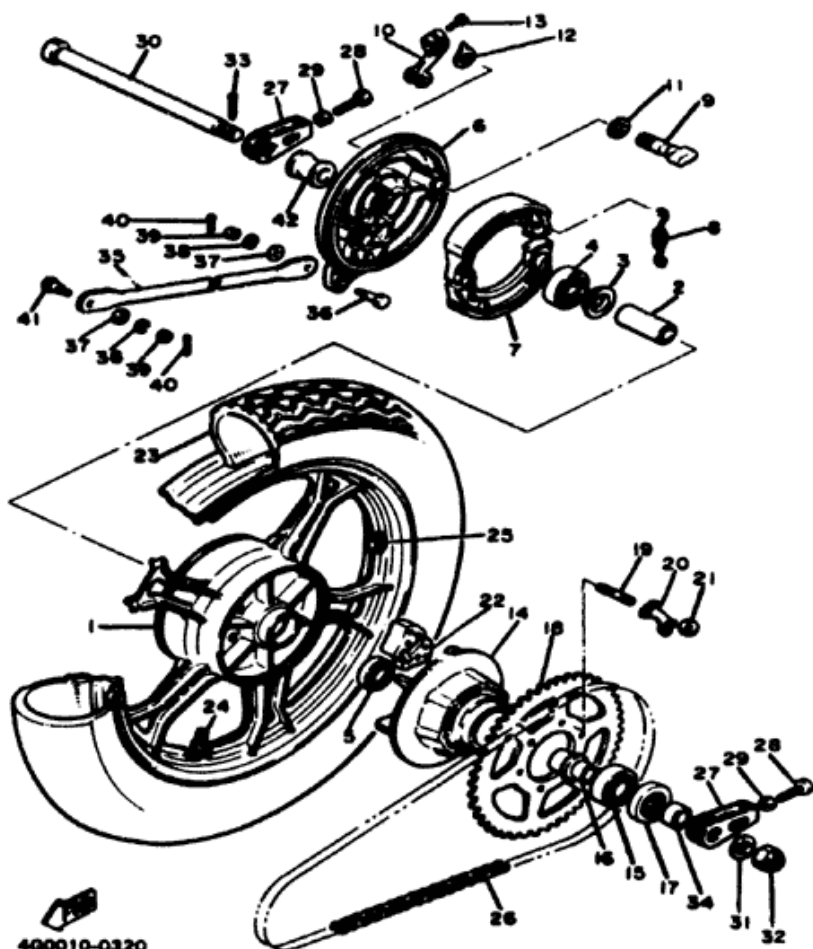
|                                |   |
|--------------------------------|---|
| Rear Axle Nut                  | 14 x 1.50: 10.7 m·kg  |
| Rear Axle Holder Nut           | 14 x 1.50: 10.7 m·kg  |
| Minimum Brake Lining Thickness | Front: 0.8mm      Rear: 2.0mm   |
| Tire Size (Nominal Pressure)   | F: 3.00-H19 (1.75 kg/cm <sup>2</sup> )      R: 110/90-18 61H (2.00 kg/cm <sup>2</sup> ) |



## REAR WHEEL

| Ref. No. | Part Number     | Description                              | Qty. | Remarks   |
|----------|-----------------|--|------|-----------|
| 1        | 4U8-25338-20-00 | CAST WHEEL, rear                         | 1    |           |
| 2        | 90560-17125-00  | SPACER                                   | 1    |           |
| 3        | 148-25315-00-00 | FLANGE, spacer (148-25315-00)            | 1    |           |
| 4        | 93306-30306-00  | BEARING (B6303)                          | 1    |           |
| 5        | 93306-20310-00  | BEARING (B6203RS)                        | 1    |           |
| 6        | 4G0-25321-00-38 | PLATE, brake shoe (4G0-25321-00)         | 1    |           |
| 7        | 4G0-W2536-00-00 | BRAKE SHOE COMP (4G0-25330-00)           | 2    |           |
| 8        | 90507-20002-00  | SPRING, tension                          | 2    |           |
| 9        | 4R4-25351-00-00 | CAMSHAFT                                 | 1    |           |
| 10       | 371-25355-02-00 | LEVER, camshaft                          | 1    |           |
| 11       | 148-25353-00-00 | SHIM, camshaft                           | 1    |           |
| 12       | 3Y6-2533A-01-00 | PLATE, indicator (4G0-2533A-00)          | 1    |           |
| 13       | 90101-06291-00  | BOLT                                     | 1    |           |
| 14       | 4G0-25366-00-00 | CLUTCH, hub                              | 1    |           |
| 15       | 93306-30416-00  | BEARING (93306-30423)                    | 1    |           |
| 16       | 90387-176A0-00  | COLLAR                                   | 1    |           |
| 17       | 93102-30072-00  | OIL SEAL                                 | 1    |           |
| 18       | 5K5-25445-20-33 | SPROCKET, driven (45T) (4G0-25445-20-33) | 1    | Yamaha Bk |
| 19       | 90116-10348-00  | BOLT, stud                               | 6    |           |
| 20       | 4G0-25412-00-00 | WASHER                                   | 3    |           |
| 21       | 90170-10219-00  | NUT                                      | 6    |           |

|                                |              |   |
|--------------------------------|--------------|---|
| Minimum Brake Lining Thickness | Front / Rear | 0.8mm / 2.0mm   |
| Tire Size (Nominal Pressure)   | Front / Rear | 3.00H19 (1.8 kg/cm <sup>2</sup> ) / 110/90H18 (2.0 kg/cm <sup>2</sup> ) |
| Rear Axle Nut                  |              | M14: 10.7 m.kg  |



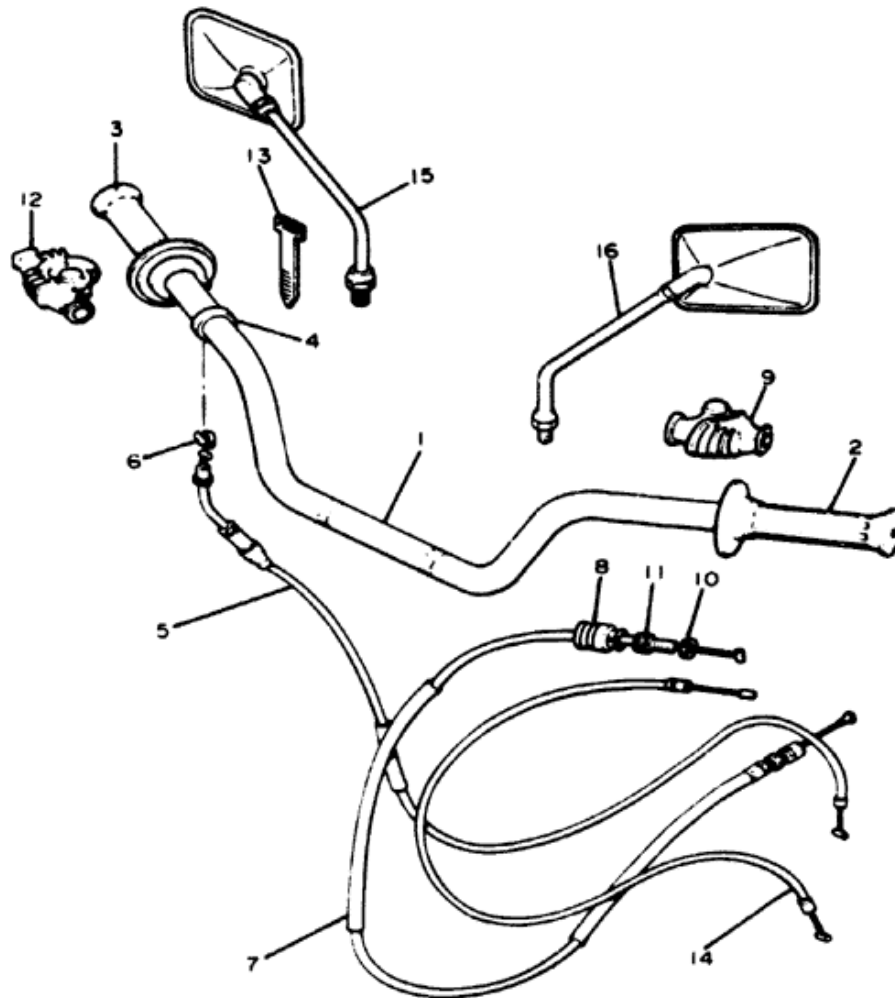
400010-0320

## REAR WHEEL

| Ref. No. | Part Number     | Description                            | Qty. | Remarks     |
|----------|-----------------|--|------|-------------|
| 22       | 4G0-25384-00-00 | DAMPER . . . . .                       | 6    |             |
| 23       | 94111-18448-00  | TIRE (110/90-18) . . . . .             | 1    | Bridgestone |
| 24       | 93900-00001-00  | VALVE, rim (16024 101) . . . . .       | 1    | Bridgestone |
| 25       | 1A1-25398-01-00 | BALANCER, wheel (20G) . . . . .        | 1    | UN          |
|          | 1A1-25399-00-00 | BALANCER, wheel (10G) . . . . .        | 1    | UN          |
|          | 2M0-25399-00-00 | BALANCER, wheel (30G) . . . . .        | 1    | UN          |
| 26       | 94580-28104-00  | CHAIN (DID50HD8S-104L) . . . . .       | 1    |             |
| 27       | 4G0-25389-00-00 | PULLER, chain 2 . . . . .              | 2    |             |
| 28       | 90101-08475-00  | BOLT (90101-08034) . . . . .           | 2    |             |
| 29       | 95301-08700-00  | NUT . . . . .                          | 2    |             |
| 30       | 4G0-25381-00-00 | AXLE, wheel . . . . .                  | 1    |             |
| 31       | 92990-14200-00  | WASHER, plain (92901-14200) . . . . .  | 1    |             |
| 32       | 90171-14031-00  | NUT, castle . . . . .                  | 1    |             |
| 33       | 91401-30030-00  | PIN, cotter . . . . .                  | 1    |             |
| 34       | 90387-175A9-00  | COLLAR . . . . .                       | 1    |             |
| 35       | 4G0-24371-00-00 | BAR, tension . . . . .                 | 1    |             |
| 36       | 90109-08406-00  | BOLT . . . . .                         | 1    |             |
| 37       | 92901-08600-00  | WASHER, plate . . . . .                | 2    |             |
| 38       | 92990-08100-00  | WASHER, spring (92901-08100) . . . . . | 2    |             |
| 39       | 95303-08700-00  | NUT (95301-08700) . . . . .            | 2    |             |
| 40       | 91401-20015-00  | PIN, cotter . . . . .                  | 2    |             |
| 41       | 90109-08368-00  | BOLT . . . . .                         | 1    |             |
| 42       | 148-25383-00-00 | COLLAR, wheel . . . . .                | 1    |             |

|   |   |
|---|---|
| Rear Axle Nut                               | M14: 10.7 m·kg  |
| Minimum Brake Lining Thickness Front / Rear | 0.8mm / 2.0mm   |
| Tire Size (Nominal Pressure) Front / Rear   | 3.00H19 (1.8 kg/cm <sup>2</sup> ) / 110/90H18 (2.0 kg/cm <sup>2</sup> ) |

# HANDLEBAR · CABLE

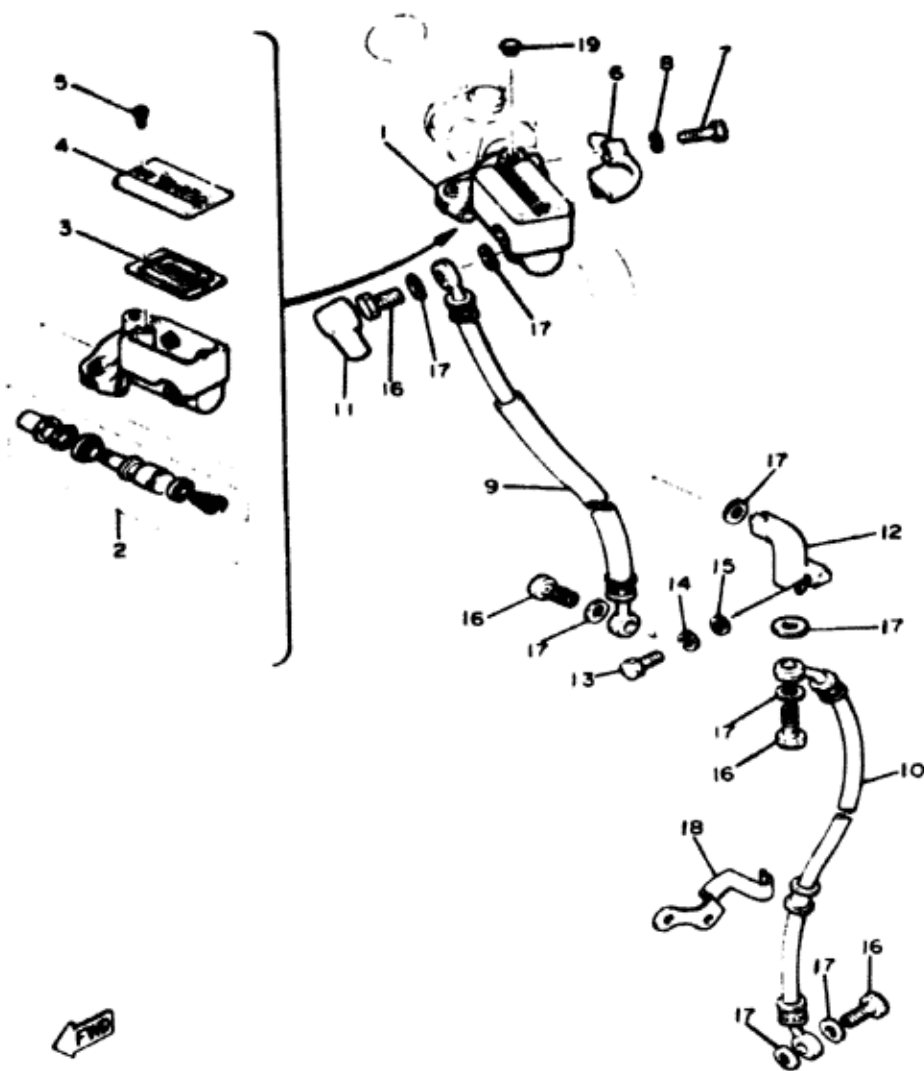


| Ref. No. | Part Number     | Description                               | Qty. |
|----------|-----------------|---|------|
| 1        | 2L0-26111-00-00 | HANDLEBAR (278-26111-02) . . .            | 1    |
| 2        | 2H7-26241-00-00 | GRIP (L.H) . . . . .                      | 1    |
| 3        | 2H7-26240-00-00 | GRIP ASS'Y . . . . .                      | 1    |
| 4        | 90387-22660-00  | COLLAR . . . . .                          | 1    |
| 5        | 4U8-26311-00-00 | CABLE, throttle 1 . . . . .               | 1    |
| 6        | 584-26393-02-00 | HOLDER . . . . .                          | 1    |
| 7        | 4U8-26335-00-00 | CABLE, clutch . . . . .                   | 1    |
| 8        | 1E6-26342-00-00 | BOOT, cable . . . . .                     | 1    |
| 9        | 1E6-26372-00-00 | COVER, handle lever 1 . . . . .           | 1    |
| 10       | 90179-08148-00  | NUT . . . . .                             | 1    |
| 11       | 90123-08046-00  | BOLT . . . . .                            | 1    |
| 12       | 1T5-26372-00-00 | COVER, handle lever 1 . . . . .           | 1    |
| 13       | 341-26397-01-00 | BAND . . . . .                            | 1    |
| 14       | 20X-26331-00-00 | CABLE, starter 1 (4U8-26331-00) . . . . . | 1    |
| 15       | 4H7-26290-00-00 | BACK MIRROR ASS'Y . . . . .               | 1    |
| 16       | 4H7-26290-10-00 | BACK MIRROR ASS'Y . . . . .               | 1    |



4U8110-2330

# FRONT MASTER CYLINDER

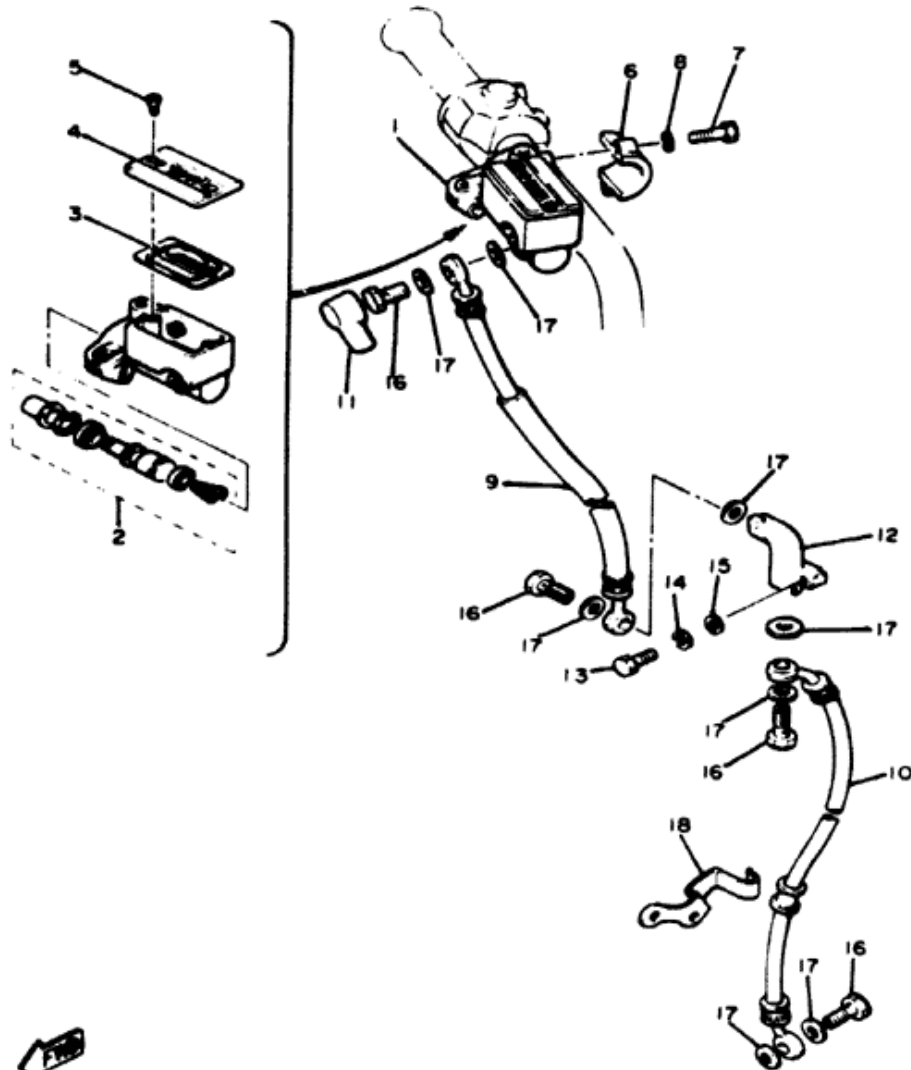


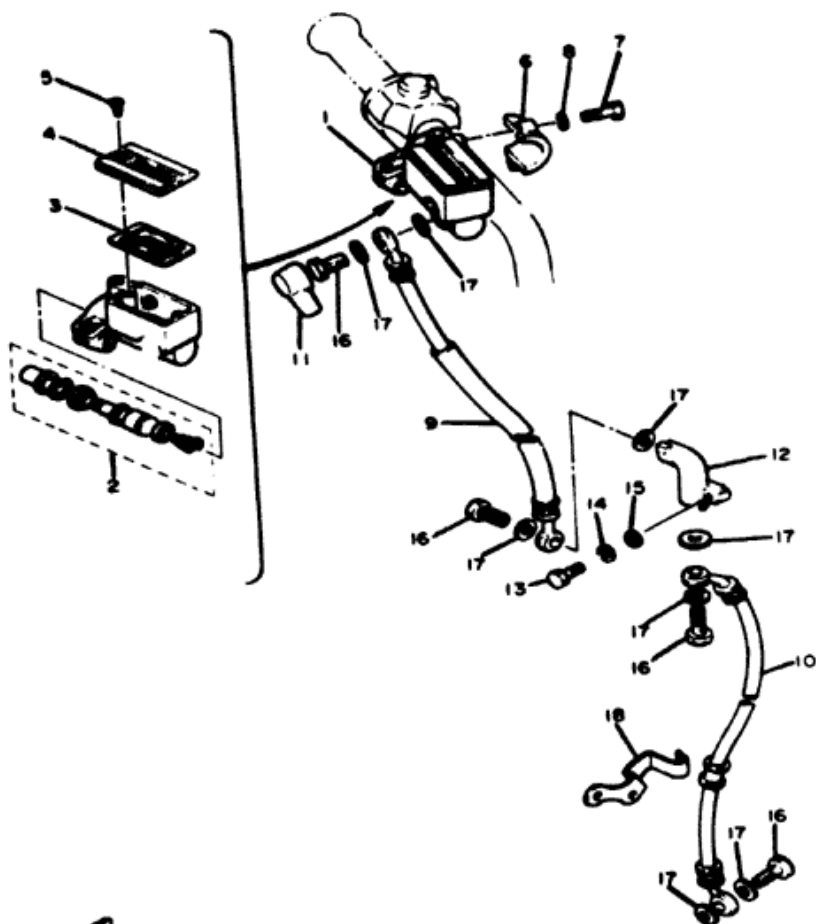
| Ref. No. | Part Number     | Description                   | Qty. |
|----------|-----------------|-------------------------------|------|
| 1        | 4L0-25850-02-00 | MASTER CYLINDER ASS'Y.....    | 1    |
| 2        | 4L0-W0041-00-00 | . CYLINDER KIT, master.....   | 1    |
| 3        | 4L0-25854-00-00 | . DIAPHRAGM, reservoir.....   | 1    |
| 4        | 4L0-25852-00-00 | . CAP, reservoir.....         | 1    |
| 5        | 98706-04010-00  | . SCREW, flat head.....       | 2    |
| 6        | 4L0-25867-00-00 | BRACKET, master cylinder..... | 1    |
| 7        | 97326-06025-00  | BOLT.....                     | 2    |
| 8        | 92906-06100-00  | WASHER, spring.....           | 2    |
| 9        | 4U8-25872-00-00 | HOSE, brake 1.....            | 1    |
| 10       | 4U8-25873-00-00 | HOSE, brake 2.....            | 1    |
| 11       | 4L0-25862-00-00 | BOOT, master cylinder.....    | 1    |
| 12       | 1J7-25885-01-00 | JOINT.....                    | 1    |
| 13       | 97301-06025-00  | BOLT.....                     | 1    |
| 14       | 92903-06100-00  | WASHER, spring (92901-06100)  | 1    |
| 15       | 92901-06600-00  | WASHER, plate.....            | 1    |
| 16       | 90401-10034-00  | BOLT, union.....              | 4    |
| 17       | 90201-10118-00  | WASHER, plate.....            | 8    |
| 18       | 4E2-25876-00-00 | HOLDER, brake hose 2.....     | 1    |
| 19       | 90338-09012-00  | PLUG.....                     | 1    |



# FRONT MASTER CYLINDER

| Ref. No. | Part Number     | Description                        | Qty. |
|----------|-----------------|------------------------------------|------|
| 1        | 4L0-25850-02-00 | MASTER CYLINDER ASS'Y.....         | 1    |
| 2        | 4L0-W0041-00-00 | . CYLINDER KIT, master.....        | 1    |
| 3        | 4L0-25854-00-00 | . DIAPHRAGM, reservoir.....        | 1    |
| 4        | 4L0-25852-00-00 | . CAP, reservoir.....              | 1    |
| 5        | 98706-04010-00  | . SCREW, flat head.....            | 2    |
| 6        | 4L0-25867-00-00 | BRACKET, master cylinder.....      | 1    |
| 7        | 97006-06025-00  | BOLT (97316-06025) .....           | 2    |
| 8        | 92906-06100-00  | WASHER, spring .....               | 2    |
| 9        | 4U8-25872-00-00 | HOSE, brake 1 .....                | 1    |
| 10       | 4U8-25873-00-00 | HOSE, brake 2 .....                | 1    |
| 11       | 4L0-25862-00-00 | BOOT, master cylinder .....        | 1    |
| 12       | 1J7-25885-01-00 | JOINT .....                        | 1    |
| 13       | 97001-06025-00  | BOLT (97301-06025) .....           | 1    |
| 14       | 92990-06100-00  | WASHER, spring (92903-06100) ..... | 1    |
| 15       | 92901-06600-00  | WASHER, plate .....                | 1    |
| 16       | 90401-10034-00  | BOLT, union .....                  | 4    |
| 17       | 90201-10118-00  | WASHER, plate .....                | 8    |
| 18       | 4E2-25876-00-00 | HOLDER, brake hose 2.....          | 1    |



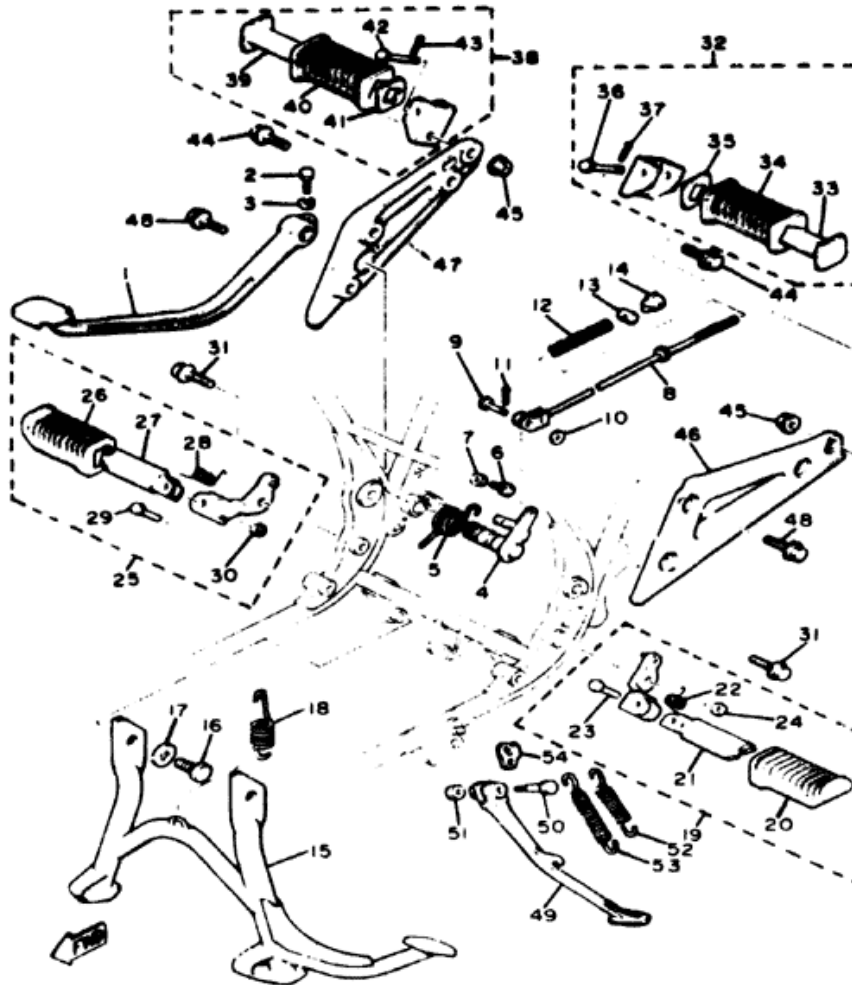


4U8110-2340

## FRONT MASTER CYLINDER

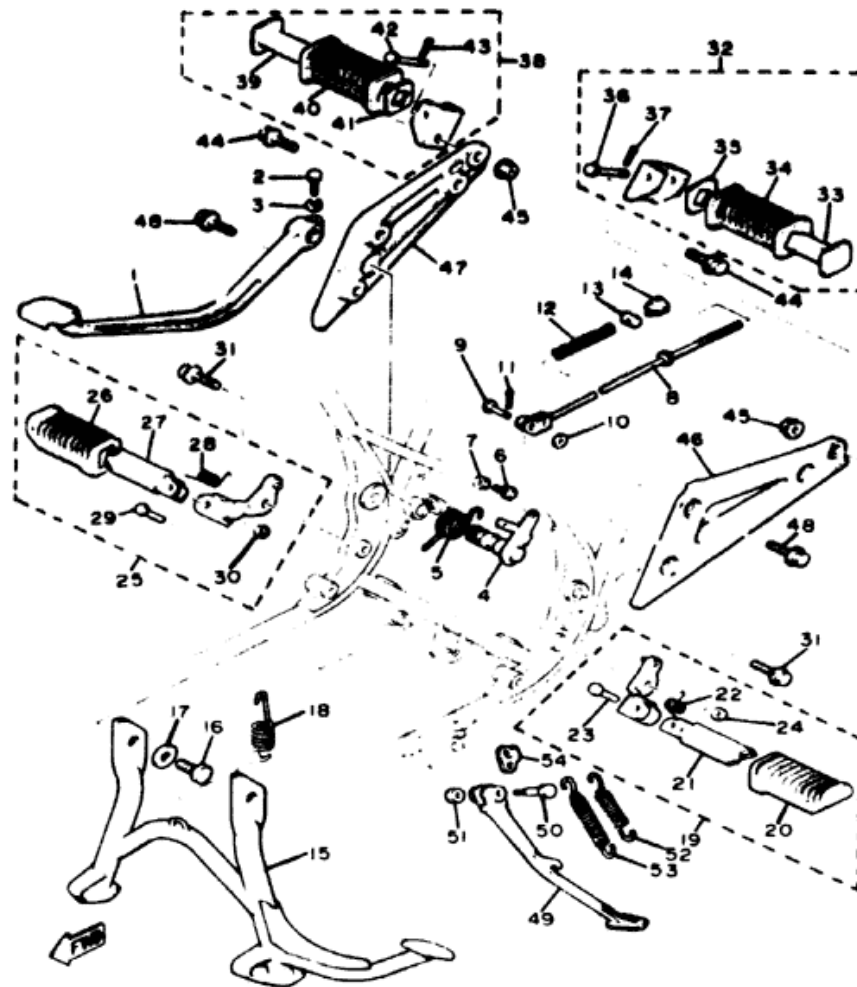
| Ref. No. | Part Number     | Description                                     | Qty. | Remarks |
|----------|-----------------|---|------|---------|
| 1        | 2RJ-25870-00-00 | MASTER CYLINDER ASS'Y (4L0-25850-02) . . . . .  | 1    |         |
| 2        | 23L-W0041-00-00 | . CYLINDER KIT, master (4L0-W0041-00) . . . . . | 1    |         |
| 3        | 4L0-25854-00-00 | . DIAPHRAGM, reservoir . . . . .                | 1    |         |
| 4        | 4H7-25852-00-00 | . CAP, reservoir (4L0-25852-00) . . . . .       | 1    |         |
| 5        | 98706-04012-00  | . SCREW, flat head . . . . .                    | 2    |         |
| 6        | 4L0-25887-00-00 | BRACKET, master cylinder . . . . .              | 1    |         |
| 7        | 97016-06025-00  | BOLT (97326-06025) . . . . .                    | 2    |         |
| 8        | 92906-06100-00  | WASHER, spring . . . . .                        | 2    |         |
| 9        | 4U8-25872-00-00 | HOSE, brake 1 . . . . .                         | 1    |         |
| 10       | 4U8-25873-00-00 | HOSE, brake 2 . . . . .                         | 1    |         |
| 11       | 4L0-25882-00-00 | BOOT, master cylinder . . . . .                 | 1    |         |
| 12       | 1J7-25885-01-00 | JOINT . . . . .                                 | 1    |         |
| 13       | 97001-06025-00  | BOLT (97301-06025) . . . . .                    | 1    |         |
| 14       | 92990-06100-00  | WASHER, spring (92901-06100) . . . . .          | 1    |         |
| 15       | 92901-06600-00  | WASHER, plate . . . . .                         | 1    |         |
| 16       | 90401-10034-00  | BOLT, union . . . . .                           | 4    |         |
| 17       | 90201-10118-00  | WASHER, plate . . . . .                         | 8    |         |
| 18       | 4E2-25876-00-00 | HOLDER, brake hose 2 . . . . .                  | 1    |         |

## STAND - FOOTREST



| Ref. No. | Part Number     | Description                    | Qty. | Remarks |
|----------|-----------------|--------------------------------|------|---------|
| 1        | 4G0-27211-00-00 | PEDAL, brake.....              | 1    |         |
| 2        | 90109-08468-00  | BOLT.....                      | 1    |         |
| 3        | 92903-08100-00  | WASHER, spring (92901-08100)   | 1    |         |
| 4        | 4G0-27212-00-00 | SHAFT, brake pedal.....        | 1    |         |
| 5        | 90508-40364-00  | SPRING, torsion.....           | 1    |         |
| 6        | 90153-06008-00  | SCREW, hexagon.....            | 1    |         |
| 7        | 90170-08184-00  | NUT.....                       | 1    |         |
| 8        | 4G0-27231-00-00 | ROD, brake.....                | 1    |         |
| 9        | 90240-06040-00  | PIN, clevis.....               | 1    |         |
| 10       | 92903-06200-00  | WASHER, plain (92901-06200)    | 1    |         |
| 11       | 91401-20015-00  | PIN, cotter (91401-20012)..... | 1    |         |
| 12       | 90501-10245-00  | SPRING, compression.....       | 1    |         |
| 13       | 90249-12008-00  | PIN.....                       | 1    |         |
| 14       | 90179-08176-00  | NUT.....                       | 1    |         |
| 15       | 4G0-27111-00-R4 | STAND, main.....               | 1    | Black   |
| 16       | 97302-10016-00  | BOLT.....                      | 2    |         |
| 17       | 90201-10752-00  | WASHER, plate.....             | 2    |         |
| 18       | 90508-40251-00  | SPRING, tension.....           | 1    |         |
| 19       | 4G0-27410-00-R4 | FRONT FOOTREST ASS'Y (L.H.)    | 1    | Black   |
| 20       | 1J7-27413-01-00 | . COVER, footrest.....         | 1    |         |
| 21       | 1T3-27451-00-00 | . FOOTREST.....                | 1    |         |
| 22       | 90508-20023-00  | . SPRING, torsion.....         | 1    |         |
| 23       | 90243-08006-00  | . PIN.....                     | 1    |         |
| 24       | 90201-06042-00  | . WASHER, plate.....           | 1    |         |
| 25       | 4G0-27420-00-R4 | FRONT FOOTREST ASS'Y (R.H.)    | 1    | Black   |
| 26       | 1J7-27413-01-00 | . COVER, footrest.....         | 1    |         |
| 27       | 1T3-27451-00-00 | . FOOTREST.....                | 1    |         |
| 28       | 90508-20023-00  | . SPRING, torsion.....         | 1    |         |

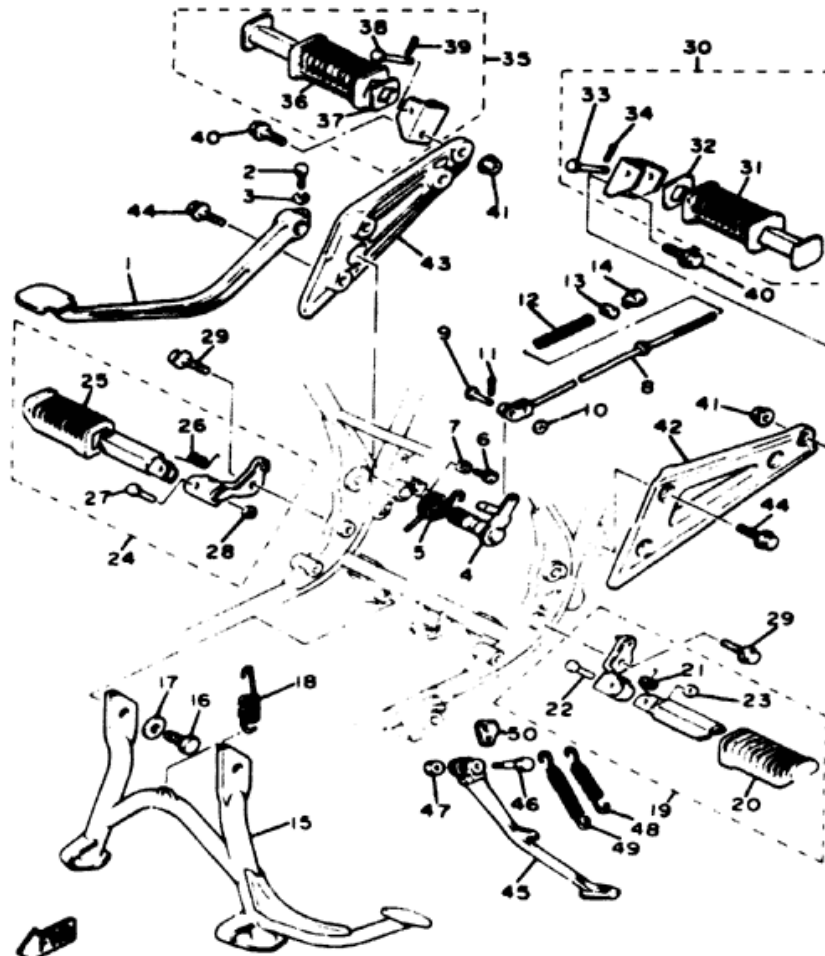
## STAND - FOOTREST



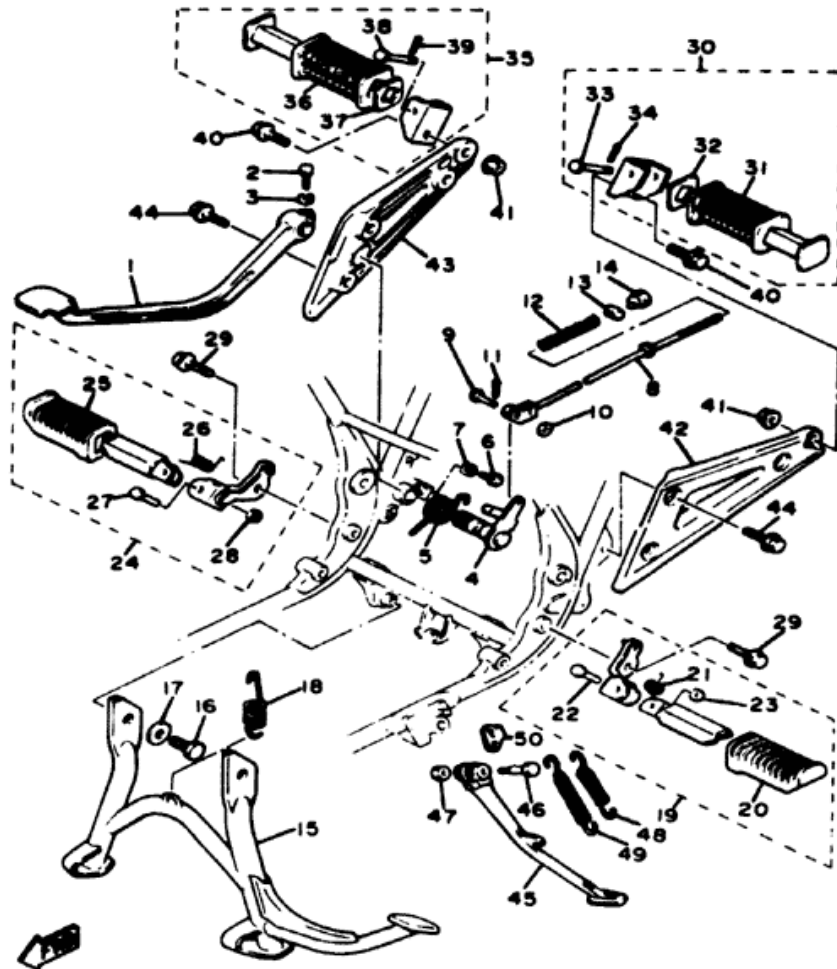
| Ref. No. | Part Number     | Description                      | Qty. | Remarks |
|----------|-----------------|----------------------------------|------|---------|
| 29       | 90243-08006-00  | . PIN .....                      | 1    |         |
| 30       | 90201-08042-00  | . WASHER, plate .....            | 1    |         |
| 31       | 95821-12030-00  | BOLT, flange .....               | 2    |         |
| 32       | 4G0-27430-00-00 | REAR FOOTREST ASS'Y 1 .....      | 1    |         |
| 33       | 447-27431-00-00 | . FOOTREST, rear 1 .....         | 1    |         |
| 34       | 447-27433-00-00 | . COVER, rear footrest .....     | 1    |         |
| 35       | 90209-18070-00  | . WASHER .....                   | 1    |         |
| 36       | 90240-08042-00  | . PIN, clevis .....              | 1    |         |
| 37       | 91401-16015-00  | . PIN, cotter (91401-16012) .... | 1    |         |
| 38       | 4G0-27440-00-00 | REAR FOOTREST ASS'Y 2 .....      | 1    |         |
| 39       | 447-27441-00-00 | . FOOTREST, rear 2 .....         | 1    |         |
| 40       | 447-27433-00-00 | . COVER, rear footrest .....     | 1    |         |
| 41       | 90209-18070-00  | . WASHER .....                   | 1    |         |
| 42       | 90240-08042-00  | . PIN, clevis .....              | 1    |         |
| 43       | 91401-16015-00  | . PIN, cotter (91401-16012) .... | 1    |         |
| 44       | 95801-10030-00  | BOLT, flange .....               | 2    |         |
| 45       | 95701-10100-00  | NUT, flange .....                | 2    |         |
| 46       | 4G0-27442-00-00 | BRACKET 2 .....                  | 1    |         |
| 47       | 4G0-27443-00-00 | BRACKET 3 .....                  | 1    |         |
| 48       | 95801-10030-00  | BOLT, flange .....               | 4    |         |
| 49       | 4G0-27311-00-R4 | STAND, side .....                | 1    | Black   |
| 50       | 90109-10473-00  | BOLT .....                       | 1    |         |
| 51       | 95301-10700-00  | NUT .....                        | 1    |         |
| 52       | 90506-18224-00  | SPRING, tension .....            | 1    |         |
| 53       | 90506-26225-00  | SPRING, tension .....            | 1    |         |
| 54       | 4U8-27315-00-00 | LINK, side stand .....           | 1    |         |

# STAND • FOOTREST

| Ref. No. | Part Number     | Description                      | Qty. | Remarks |
|----------|-----------------|----------------------------------|------|---------|
| 1        | 4G0-27211-00-00 | PEDAL, brake.....                | 1    |         |
| 2        | 90109-06468-00  | BOLT.....                        | 1    |         |
| 3        | 92990-06100-00  | WASHER, spring (92903-06100)     | 1    |         |
| 4        | 4G0-27212-00-00 | SHAFT, brake pedal .....         | 1    |         |
| 5        | 90508-40364-00  | SPRING, torsion .....            | 1    |         |
| 6        | 90153-06008-00  | SCREW, hexagon .....             | 1    |         |
| 7        | 90170-06184-00  | NUT.....                         | 1    |         |
| 8        | 4G0-27231-00-00 | ROD, brake.....                  | 1    |         |
| 9        | 90240-06040-00  | PIN, clevis .....                | 1    |         |
| 10       | 92990-06200-00  | WASHER, plain (92903-06200)      | 1    |         |
| 11       | 91401-20015-00  | PIN, cotter .....                | 1    |         |
| 12       | 90501-10245-00  | SPRING, compression .....        | 1    |         |
| 13       | 90249-12008-00  | PIN .....                        | 1    |         |
| 14       | 90179-06176-00  | NUT.....                         | 1    |         |
| 15       | 4G0-27111-00-R4 | STAND, main.....                 | 1    | Black   |
| 16       | 97322-10016-00  | BOLT (97302-10016) .....         | 2    |         |
| 17       | 90201-10752-00  | WASHER, plate .....              | 2    |         |
| 18       | 90506-40251-00  | SPRING, tension .....            | 1    |         |
| 19       | 4G0-27410-00-R4 | FRONT FOOTREST ASS'Y (L.H)       | 1    | Black   |
| 20       | 4L0-27423-00-00 | . COVER, footrest (1J7-27413-01) | 1    |         |
| 21       | 90508-20023-00  | . SPRING, torsion.....           | 1    |         |
| 22       | 90243-08006-00  | . PIN.....                       | 1    |         |
| 23       | 90201-06042-00  | . WASHER, plate .....            | 1    |         |
| 24       | 4G0-27420-00-R4 | FRONT FOOTREST ASS'Y (R.H)       | 1    | Black   |
| 25       | 4L0-27423-00-00 | . COVER, footrest (1J7-27413-01) | 1    |         |

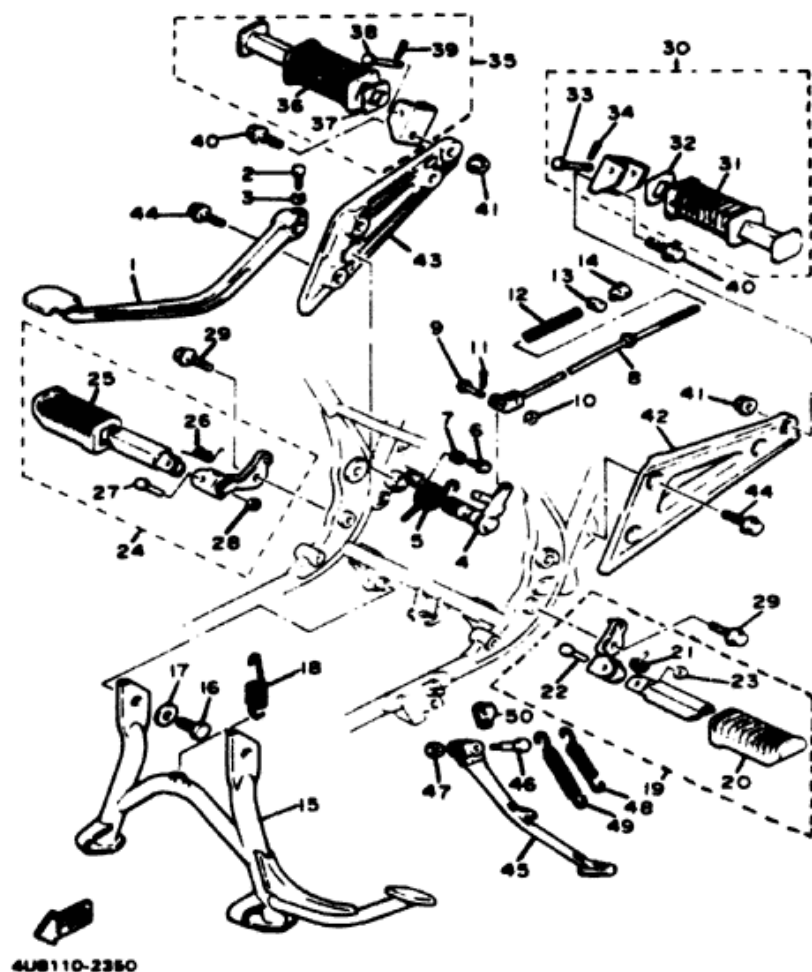


# STAND • FOOTREST



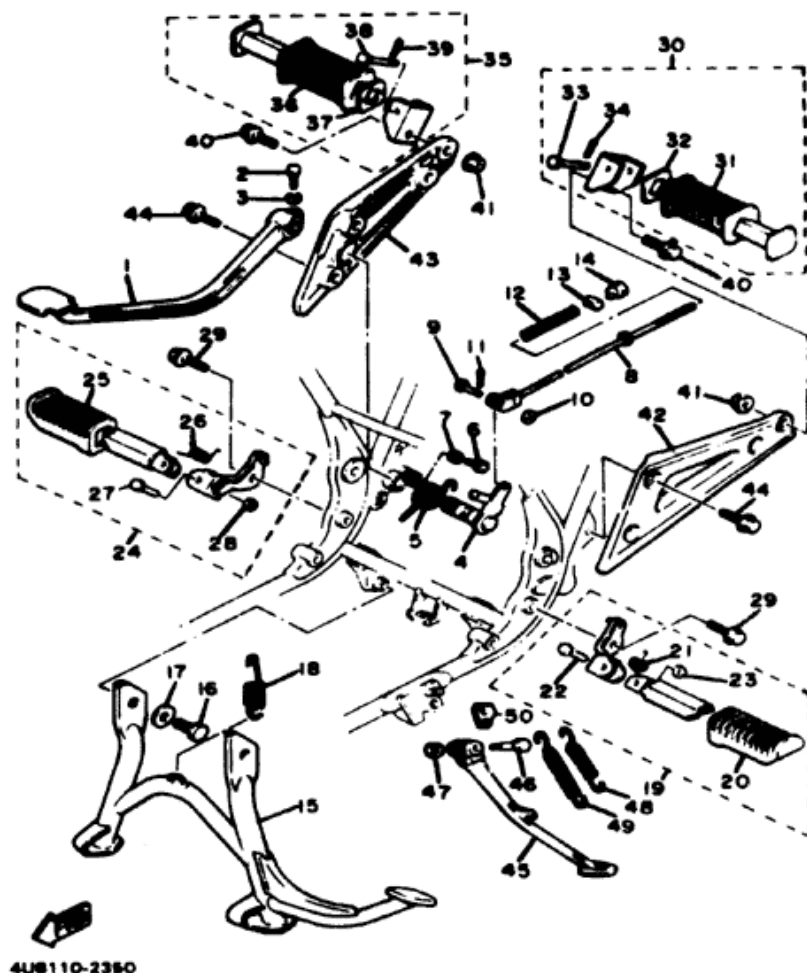
4U8110-2350

| Ref. No. | Part Number     | Description                     | Qty. | Remarks |
|----------|-----------------|---------------------------------|------|---------|
| 26       | 90508-20023-00  | . SPRING, torsion.....          | 1    |         |
| 27       | 90243-08006-00  | . PIN.....                      | 1    |         |
| 28       | 90201-06042-00  | . WASHER, plate.....            | 1    |         |
| 29       | 95821-12030-00  | BOLT, flange.....               | 2    |         |
| 30       | 4G0-27430-00-00 | REAR FOOTREST ASS'Y 1.....      | 1    |         |
| 31       | 447-27433-00-00 | . COVER, rear footrest.....     | 1    |         |
| 32       | 90209-18070-00  | . WASHER.....                   | 1    |         |
| 33       | 90240-06042-00  | . PIN, clevis.....              | 1    |         |
| 34       | 91401-16015-00  | . PIN, cotter (91401-16012).... | 1    |         |
| 35       | 4G0-27440-00-00 | REAR FOOTREST ASS'Y 2.....      | 1    |         |
| 36       | 447-27433-00-00 | . COVER, rear footrest.....     | 1    |         |
| 37       | 90209-18070-00  | . WASHER.....                   | 1    |         |
| 38       | 90240-06042-00  | . PIN, clevis.....              | 1    |         |
| 39       | 91401-16015-00  | . PIN, cotter (91401-16012).... | 1    |         |
| 40       | 95801-10030-00  | BOLT, flange.....               | 2    |         |
| 41       | 95701-10500-00  | NUT, flange.....                | 2    |         |
| 42       | 4U8-27442-00-00 | BRACKET 2.....                  | 1    |         |
| 43       | 4U8-27443-00-00 | BRACKET 3.....                  | 1    |         |
| 44       | 95821-10030-00  | BOLT, flange.....               | 4    |         |
| 45       | 4G0-27311-00-R4 | STAND, side.....                | 1    | Black   |
| 46       | 90109-10590-00  | BOLT.....                       | 1    |         |
| 47       | 95303-10700-00  | NUT (95301-10700).....          | 1    |         |
| 48       | 90506-18224-00  | SPRING, tension.....            | 1    |         |
| 49       | 90506-26225-00  | SPRING, tension.....            | 1    |         |
| 50       | 4U8-27315-00-00 | LINK, side stand.....           | 1    |         |



## STAND - FOOTREST

| Ref. No. | Part Number     | Description                    | Qty. | Remarks |
|----------|-----------------|--------------------------------|------|---------|
| 1        | 4G0-27211-00-00 | PEDAL, brake                   | 1    |         |
| 2        | 90109-06468-00  | BOLT                           | 1    |         |
| 3        | 92990-06100-00  | WASHER, spring (92901-06100)   | 1    |         |
| 4        | 4G0-27212-00-00 | SHAFT, brake pedal             | 1    |         |
| 5        | 90508-40364-00  | SPRING, torsion                | 1    |         |
| 6        | 90153-06008-00  | SCREW, hexagon                 | 1    |         |
| 7        | 90170-06184-00  | NUT                            | 1    |         |
| 8        | 4G0-27231-00-00 | ROD, brake                     | 1    |         |
| 9        | 90240-06040-00  | PIN, clevis                    | 1    |         |
| 10       | 92990-06200-00  | WASHER, plain (92901-06200)    | 1    |         |
| 11       | 91401-20015-00  | PIN, cotter                    | 1    |         |
| 12       | 90501-10245-00  | SPRING, compression            | 1    |         |
| 13       | 90249-12008-00  | PIN                            | 1    |         |
| 14       | 90179-06176-00  | NUT                            | 1    |         |
| 15       | 4G0-27111-00-R4 | STAND, main                    | 1    | Black   |
| 16       | 97011-10016-00  | BOLT (97302-10016)             | 2    |         |
| 17       | 90201-10752-00  | WASHER, plate                  | 2    |         |
| 18       | 90506-40251-00  | SPRING, tension                | 1    |         |
| 19       | 4G0-27410-00-R4 | FRONT FOOTREST ASS'Y (LH)      | 1    | Black   |
| 20       | 4L0-27423-00-00 | COVER, footrest (1J7-27413-01) | 1    |         |
| 21       | 90508-20023-00  | SPRING, torsion                | 1    |         |
| 22       | 90243-08006-00  | PIN                            | 1    |         |
| 23       | 90201-06042-00  | WASHER, plate                  | 1    |         |
| 24       | 4G0-27420-00-R4 | FRONT FOOTREST ASS'Y (R.H.)    | 1    | Black   |
| 25       | 4L0-27423-00-00 | COVER, footrest (1J7-27413-01) | 1    |         |



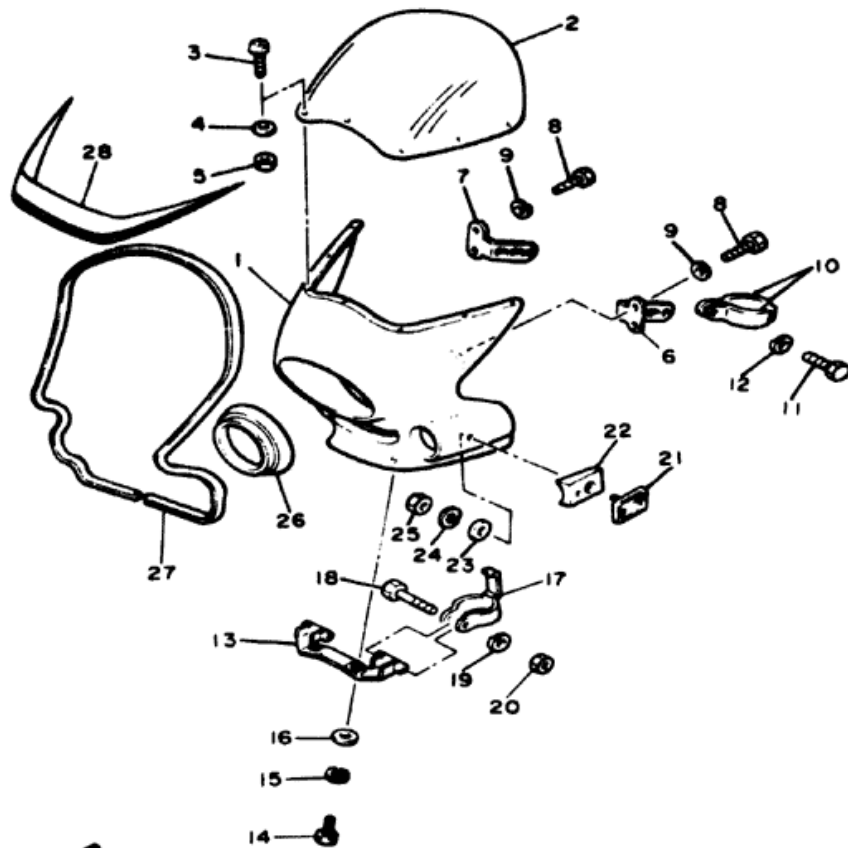
## STAND - FOOTREST

| Ref. No. | Part Number     | Description                     | Qty. | Remarks |
|----------|-----------------|---------------------------------|------|---------|
| 26       | 90508-20023-00  | . SPRING, torsion               | 1    |         |
| 27       | 90243-08006-00  | . PIN                           | 1    |         |
| 28       | 90201-06042-00  | . WASHER, plate                 | 1    |         |
| 29       | 95821-12030-00  | BOLT, flange                    | 2    |         |
| 30       | 4G0-27430-00-00 | REAR FOOTREST ASS'Y 1           | 1    |         |
| 31       | 447-27433-00-00 | . COVER, rear footrest          | 1    |         |
| 32       | 90209-18070-00  | . WASHER                        | 1    |         |
| 33       | 90240-06042-00  | . PIN, clevis                   | 1    |         |
| 34       | 91401-16012-00  | . PIN, cotter                   | 1    |         |
| 35       | 4G0-27440-00-00 | REAR FOOTREST ASS'Y             | 1    |         |
| 36       | 447-27433-00-00 | . COVER, rear footrest          | 1    |         |
| 37       | 90209-18070-00  | . WASHER                        | 1    |         |
| 38       | 90240-06042-00  | . PIN, clevis                   | 1    |         |
| 39       | 91401-16012-00  | . PIN, cotter                   | 1    |         |
| 40       | 95811-10030-00  | BOLT, flange (95801-10030)      | 2    |         |
| 41       | 95701-10500-00  | NUT, flange                     | 2    |         |
| 42       | 4U8-27442-00-00 | BRACKET 2                       | 1    |         |
| 43       | 4U8-27443-00-00 | BRACKET 3                       | 1    |         |
| *44      | 95811-10030-00  | BOLT, flange (95821-10030)      | 4    |         |
| 45       | 4G0-27311-00-R4 | STAND, side                     | 1    | Black   |
| 46       | 90109-10590-00  | BOLT                            | 1    |         |
| 47       | 95303-10700-00  | NUT (95301-10700)               | 1    |         |
| 48       | 90506-18224-00  | SPRING, tension                 | 1    |         |
| 49       | 90506-26225-00  | SPRING, tension                 | 1    |         |
| 50       | 2KT-27315-00-00 | LINK, side stand (4U8-27315-00) | 1    |         |

\*Indicates new part numbers activated from March, 1990.



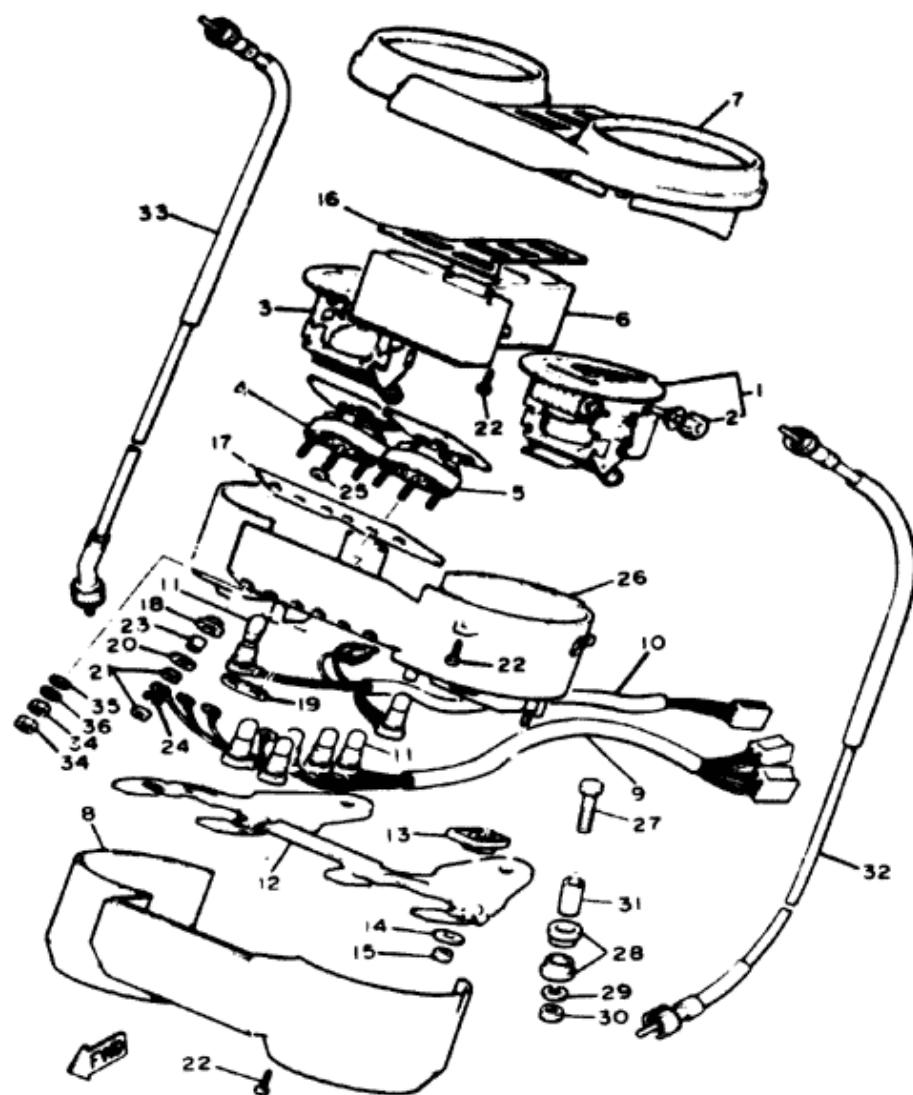
## FAIRING-COWLING



4U8110-2360

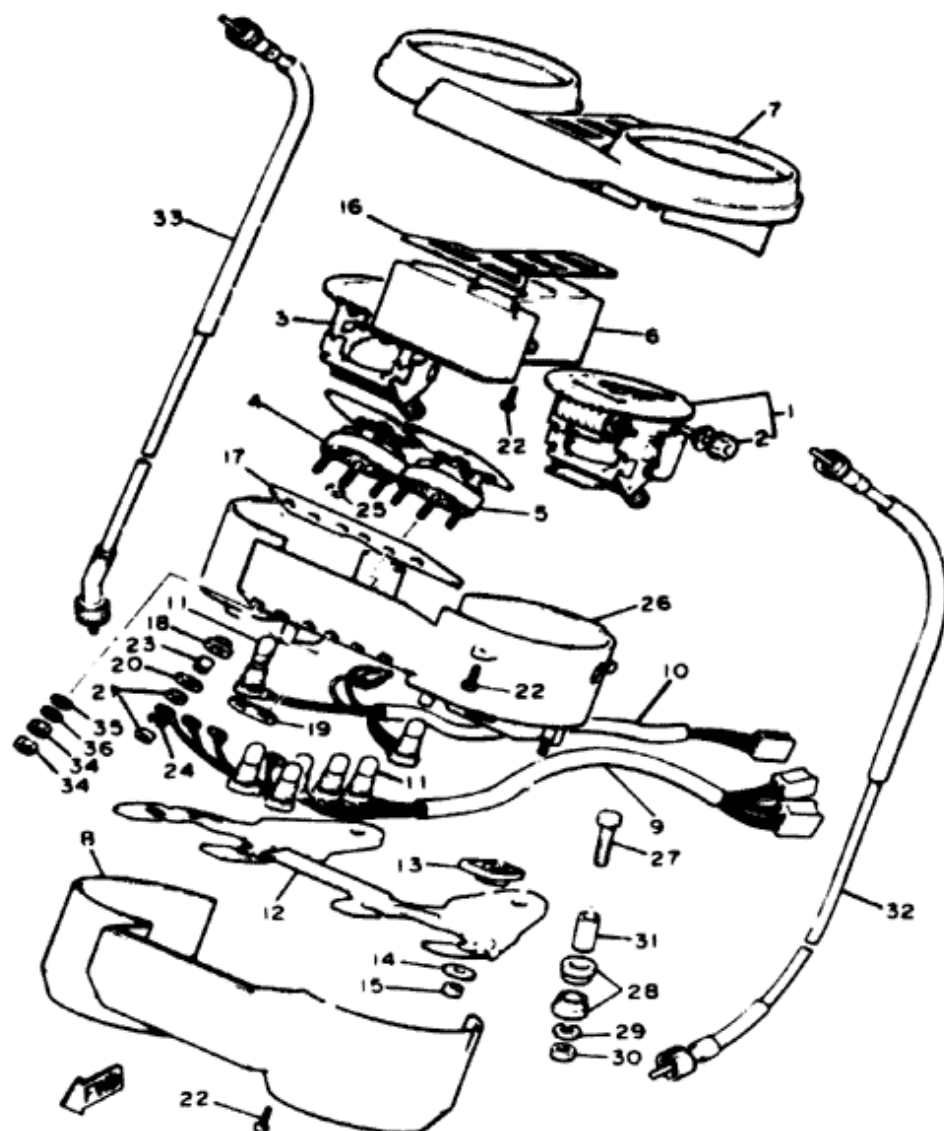
| Ref. No. | Part Number     | Description                            | Qty. | Remarks   |
|----------|-----------------|--|------|-----------|
| 1        | 4U8-28351-00-T5 | BODY, cowling. ....                    | 1    | Maxim Red |
| 2        | 4U8-28381-00-00 | WINDSHIELD . . . . .                   | 1    |           |
| 3        | 90157-05020-00  | SCREW, pan head. ....                  | 7    |           |
| 4        | 90202-05123-00  | WASHER, plate . . . . .                | 7    |           |
| 5        | 90170-05277-00  | NUT. ....                              | 7    |           |
| 6        | 4U8-28358-00-00 | STAY 3 . . . . .                       | 1    |           |
| 7        | 4U8-28359-00-00 | STAY 2 . . . . .                       | 1    |           |
| 8        | 97313-06016-00  | BOLT (97301-06016) . . . . .           | 4    |           |
| 9        | 92990-06100-00  | WASHER, spring (92903-06100) . . . . . | 4    |           |
| 10       | 4U8-28366-00-00 | BRACKET. ....                          | 2    |           |
| 11       | 97016-08020-00  | BOLT (97306-08020) . . . . .           | 2    |           |
| 12       | 92906-08100-00  | WASHER, spring . . . . .               | 2    |           |
| 13       | 4U8-28357-00-00 | STAY 2 . . . . .                       | 1    |           |
| 14       | 97316-06020-00  | BOLT (97306-06020) . . . . .           | 2    |           |
| 15       | 92906-08100-00  | WASHER, spring . . . . .               | 2    |           |
| 16       | 90201-06059-00  | WASHER, plate . . . . .                | 2    |           |
| 17       | 4U8-28367-00-00 | BRACKET. ....                          | 2    |           |
| 18       | 97313-08050-00  | BOLT (97301-08050) . . . . .           | 2    |           |
| 19       | 92990-08100-00  | WASHER, spring (92903-08100) . . . . . | 2    |           |
| 20       | 95303-08600-00  | NUT (95301-08600) . . . . .            | 2    |           |
| 21       | 4X7-85110-00-00 | FRONT REFLECTOR ASS'Y. ....            | 2    |           |
| 22       | 4U8-28371-00-00 | DAMPER . . . . .                       | 2    |           |
| 23       | 92990-05200-00  | WASHER (92901-05200). ....             | 2    |           |
| 24       | 92990-05100-00  | WASHER, spring (92903-05100) . . . . . | 2    |           |
| 25       | 95301-05600-00  | NUT (95302-05600) . . . . .            | 2    |           |
| 26       | 4U8-28372-00-00 | DAMPER . . . . .                       | 1    |           |
| 27       | 4U8-28376-00-00 | TRIM. ....                             | 1    |           |
| 28       | 4U8-28391-20-00 | GRAPHIC, cowling 1 . . . . .           | 1    |           |

# METER



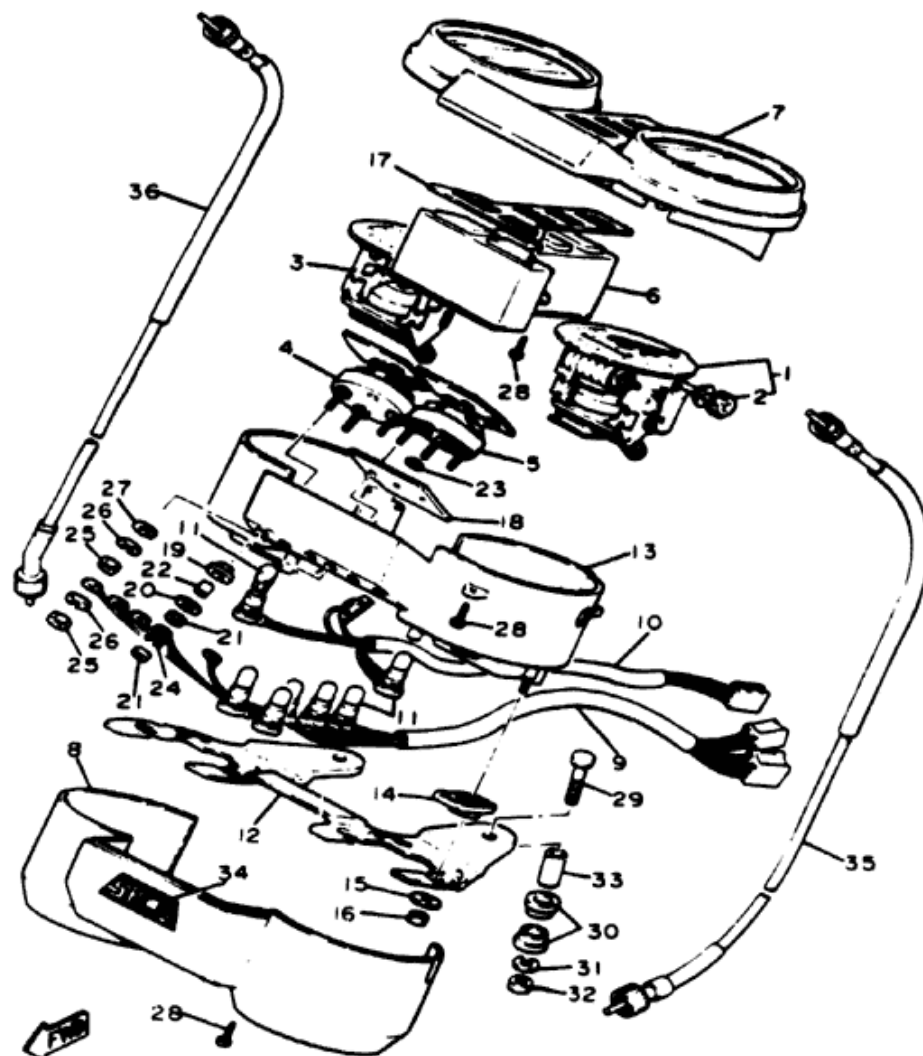
| Ref. No. | Part Number     | Description                   | Qty. |
|----------|-----------------|-------------------------------|------|
| 1        | 4U8-83570-A0-00 | SPEEDOMETER ASS'Y .....       | 1    |
| 2        | 4U8-83578-00-00 | . KNOB, trip meter .....      | 1    |
| 3        | 4U8-83540-00-00 | TACHOMETER ASS'Y .....        | 1    |
| 4        | 4U8-85750-00-00 | FUEL METER ASS'Y.....         | 1    |
| 5        | 4G0-83503-00-00 | VOLTMETER ASS'Y .....         | 1    |
| 6        | 4G0-83569-00-00 | PILOT BOX, lower.....         | 1    |
| 7        | 4G0-83559-00-00 | COVER, meter .....            | 1    |
| 8        | 4G0-83579-00-00 | COVER, meter 2 .....          | 1    |
| 9        | 4U8-83509-00-00 | SOCKET CORD ASS'Y .....       | 1    |
| 10       | 4U8-83520-00-00 | SOCKET ASS'Y .....            | 1    |
| 11       | 4G1-84744-00-00 | BULB (12V-3.4W)(4R0-83517-00) | 7    |
| 12       | 4G0-83519-00-00 | BRACKET, meter.....           | 1    |
| 13       | 4H7-83523-00-00 | DAMPER.....                   | 4    |
| 14       | 1E6-83524-60-00 | WASHER, special .....         | 4    |
| 15       | 95301-05600-00  | NUT.....                      | 4    |
| 16       | 4G0-83589-00-00 | GASKET .....                  | 1    |
| 17       | 4U8-83523-00-00 | DAMPER.....                   | 1    |
| 18       | 4G0-83526-00-00 | DAMPER 2.....                 | 6    |
| 19       | 4G0-83524-00-00 | WASHER, special .....         | 1    |
| 20       | 92901-04200-00  | WASHER, plain .....           | 4    |

# METER



| Ref. No. | Part Number     | Description                  | Qty. |
|----------|-----------------|------------------------------|------|
| 21       | 95301-04700-00  | NUT.....                     | 11   |
| 22       | 4H7-83616-00-00 | SCREW.....                   | 12   |
| 23       | 4G0-83522-00-00 | COLLAR .....                 | 3    |
| 24       | 92901-04100-00  | WASHER, spring.....          | 4    |
| 25       | 4G0-83566-00-00 | WASHER, special.....         | 1    |
| 26       | 4U8-8353H-00-00 | CASE, inner.....             | 1    |
| 27       | 97306-06040-00  | BOLT.....                    | 2    |
| 28       | 584-83541-00-00 | DAMPER.....                  | 4    |
| 29       | 903-06100-00    | WASHER, spring (92901-06100) | 2    |
| 30       | 95301-06600-00  | NUT.....                     | 2    |
| 31       | 90387-06249-00  | COLLAR .....                 | 2    |
| 32       | 4G0-83550-00-00 | SPEEDOMETER CABLE ASS'Y      | 1    |
| 33       | 4G0-83560-00-00 | TACHOMETER CABLE ASS'Y...    | 1    |
| 34       | 95301-03700-00  | NUT.....                     | 6    |
| 35       | 92901-03200-00  | WASHER, plain.....           | 3    |
| 36       | 92903-03100-00  | WASHER, spring (92901-03100) | 3    |

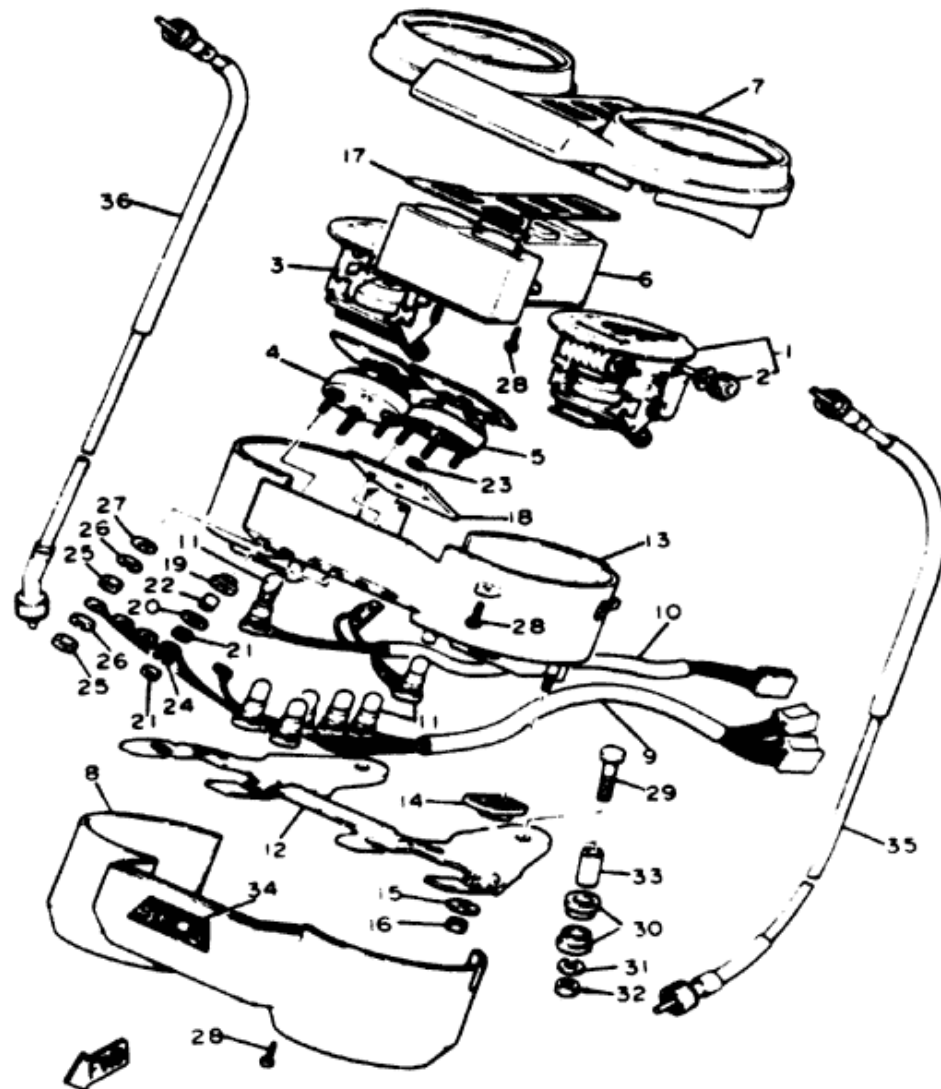
# METER



4U8110 2380

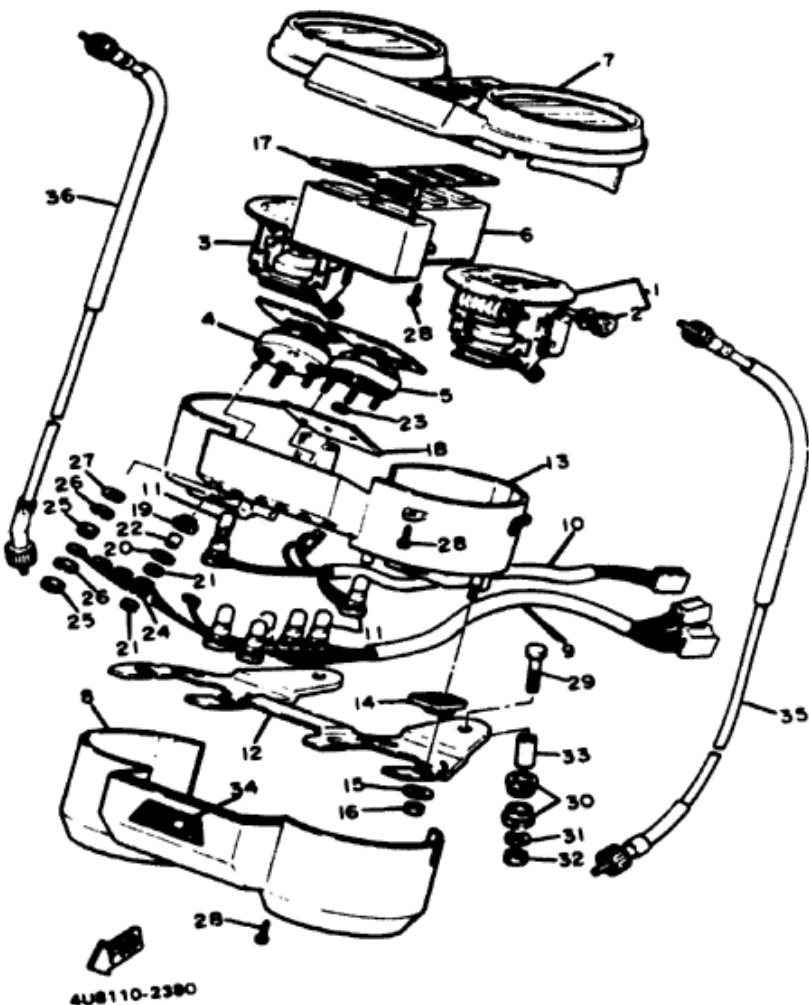
| Ref. No. | Part Number     | Description                    | Qty. |
|----------|-----------------|--------------------------------|------|
| 1        | 4U8-83570-A0-00 | SPEEDOMETER ASS'Y .....        | 1    |
| 2        | 4U8-83578-00-00 | . KNOB, trip meter .....       | 1    |
| 3        | 4U8-83540-00-00 | TACHOMETER ASS'Y .....         | 1    |
| 4        | 4U8-85750-00-00 | FUEL METER ASS'Y.....          | 1    |
| 5        | 4G0-83503-00-00 | VOLTMETER ASS'Y .....          | 1    |
| 6        | 4G0-83569-00-00 | PILOT BOX, lower.....          | 1    |
| 7        | 4G0-83559-00-00 | COVER, meter .....             | 1    |
| 8        | 4G0-83579-00-00 | COVER, meter 2 .....           | 1    |
| 9        | 4U8-83509-00-00 | SOCKET CORD ASS'Y.....         | 1    |
| 10       | 4U8-83520-00-00 | SOCKET CORD ASS'Y.....         | 1    |
| 11       | 4G1-84744-00-00 | BULB (12V-3.4W) (4R0-83517-00) | 7    |
| 12       | 4G0-83519-00-00 | BRACKET, meter.....            | 1    |
| 13       | 4U8-8353H-00-00 | CASE, inner .....              | 1    |
| 14       | 4H7-83523-00-00 | DAMPER.....                    | 4    |
| 15       | 90201-052E2-00  | WASHER, special (1E6-83524-60) | 4    |
| 16       | 95301-05600-00  | NUT.....                       | 4    |
| 17       | 4G0-83589-00-00 | GASKET .....                   | 1    |
| 18       | 4U8-83523-00-00 | DAMPER.....                    | 1    |
| 19       | 4G0-83526-00-00 | DAMPER 2.....                  | 3    |

# METER



| Ref. No. | Part Number     | Description                  | Qty. |
|----------|-----------------|------------------------------|------|
| 20       | 92990-04200-00  | WASHER, plain (92901-04200)  | 3    |
| 21       | 95301-04700-00  | NUT.....                     | 5    |
| 22       | 4G0-83522-00-00 | COLLAR .....                 | 3    |
| 23       | 4G0-83566-00-00 | WASHER, special .....        | 1    |
| 24       | 92901-04100-00  | WASHER, spring .....         | 2    |
| 25       | 95301-03700-00  | NUT.....                     | 6    |
| 26       | 92990-03100-00  | WASHER, spring (92901-03100) | 6    |
| 27       | 92990-03200-00  | WASHER, plain (92901-03200)  | 3    |
| 28       | 4H7-83616-00-00 | SCREW, tapping .....         | 12   |
| 29       | 97006-06040-00  | BOLT (97306-06040) .....     | 2    |
| 30       | 584-83541-00-00 | DAMPER .....                 | 4    |
| 31       | 92990-06100-00  | WASHER, spring (92903-06100) | 2    |
| 32       | 95303-06600-00  | NUT (95301-06600) .....      | 2    |
| 33       | 90387-06249-00  | COLLAR .....                 | 2    |
| 34       | 5G2-21787-00-00 | EMBLEM 7.....                | 1    |
| 35       | 4G0-83550-00-00 | SPEEDOMETER CABLE ASS'Y      | 1    |
| 36       | 4G0-83560-00-00 | TACHOMETER CABLE ASS'Y...    | 1    |

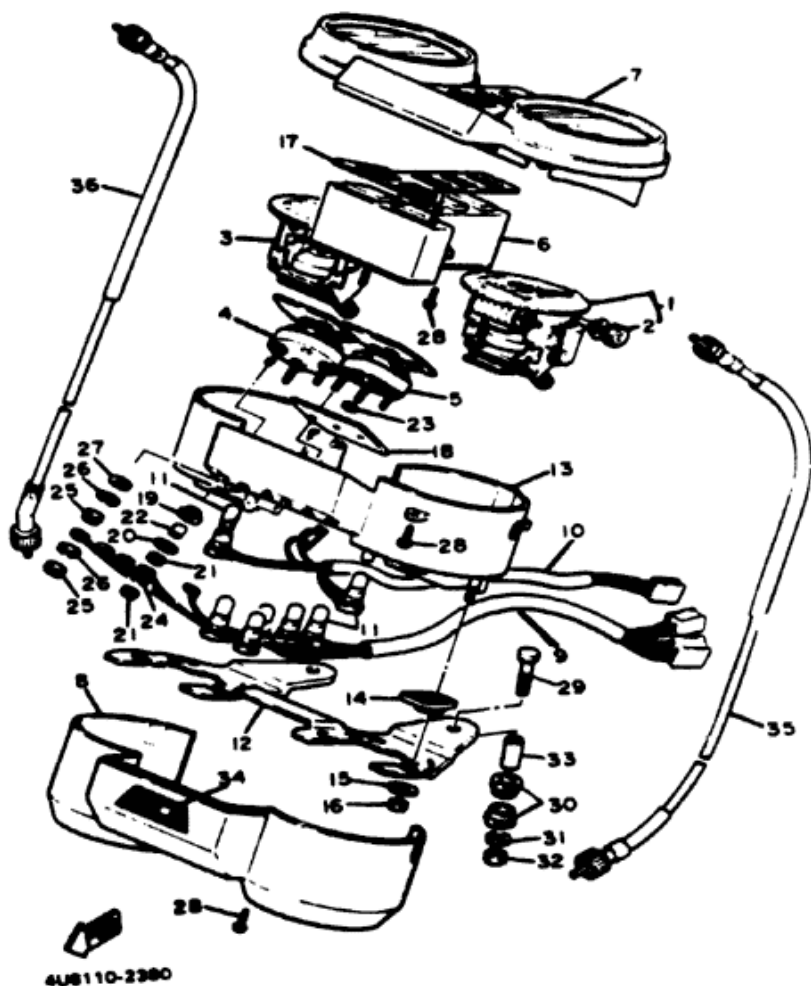
# METER



| Ref. No. | Part Number       | Description                   | Qty. | Remarks |
|----------|-------------------|-------------------------------|------|---------|
| 1        | 4U8-83570-A0-00   | SPEEDOMETER ASS'Y . . . . .   | 1    |         |
| 2        | 4U8-83578-00-00   | . KNOB, trip meter . . . . .  | 1    |         |
| 3        | 4U8-83540-00-00   | TACHOMETER ASS'Y . . . . .    | 1    |         |
| 4        | 4U8-85750-00-00   | FUEL METER ASS'Y . . . . .    | 1    |         |
| 5        | 4G0-83503-00-00   | VOLMETER ASS'Y . . . . .      | 1    |         |
| 6        | 4G0-83589-00-00   | PILOT BOX, lower . . . . .    | 1    |         |
| 7        | 4G0-83559-00-00   | COVER, meter . . . . .        | 1    |         |
| 8        | 4G0-83579-00-00   | COVER, meter 2 . . . . .      | 1    |         |
| 9        | 4U8-83509-00-00   | SOCKET CORD ASS'Y . . . . .   | 1    |         |
| 10       | 4U8-83520-00-00   | SOCKET CORD ASS'Y . . . . .   | 1    |         |
| 11       | 4G1-84744-00-00   | BULB (12V 3.4W) . . . . .     | 7    |         |
| 12       | 4G0-83519-00-00   | BRACKET, meter . . . . .      | 1    |         |
| 13       | 4U8-8353H-00-00   | CASE, inner . . . . .         | 1    |         |
| 14       | 4H7-83523-00-00   | DAMPER . . . . .              | 4    |         |
| 15       | 90201-052E2-00    | WASHER, plate . . . . .       | 4    |         |
| 16       | 95301-05800-00    | NUT . . . . .                 | 4    |         |
| 17       | 4G0-83589-00-00   | GASKET . . . . .              | 1    |         |
| 18       | 4U8-83523-00-00   | DAMPER . . . . .              | 1    |         |
| 19       | [4G0-83526-00-00] | DAMPER 2 . . . . .            | 3    |         |
| 20       | 92990-04200-00    | WASHER, plain (92901-04200) . | 3    |         |

Headlight / Taillight / Signal Rating

12V50-40W / 12V27-8W / 12V27W



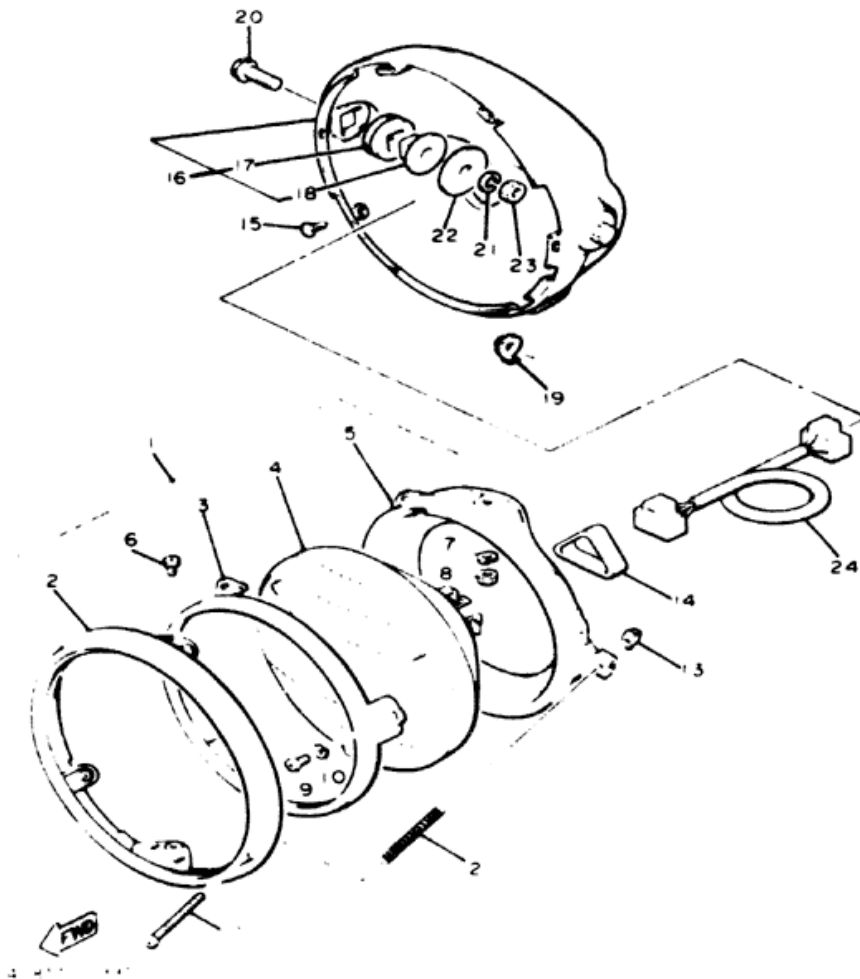
## METER

| Ref. No. | Part Number     | Description                                     | Qty. | Remarks |
|----------|-----------------|---|------|---------|
| 21       | 95301-04700-00  | NUT . . . . .                                   | 5    |         |
| 22       | 4G0-83522-00-00 | COLLAR . . . . .                                | 3    |         |
| 23       | 4G0-83566-00-00 | WASHER, special . . . . .                       | 1    |         |
| 24       | 92901-04100-00  | WASHER, spring . . . . .                        | 2    |         |
| 25       | 95301-03700-00  | NUT . . . . .                                   | 6    |         |
| 26       | 92990-03100-00  | WASHER, spring (92903-03100) . . . . .          | 6    |         |
| 27       | 92990-03200-00  | WASHER, plain (92901-03200) . . . . .           | 3    |         |
| 28       | 4H7-83616-00-00 | SCREW, tapping . . . . .                        | 12   |         |
| 29       | 97006-06040-00  | BOLT (97306-06040) . . . . .                    | 2    |         |
| 30       | 584-83541-00-00 | DAMPER . . . . .                                | 4    |         |
| 31       | 92990-06100-00  | WASHER, spring (92901-06100) . . . . .          | 2    |         |
| 32       | 95303-06600-00  | NUT (95303-06600) . . . . .                     | 2    |         |
| 33       | 90387-06249-00  | COLLAR . . . . .                                | 2    |         |
| 34       | 5G2-21787-00-00 | EMBLEM 7 . . . . .                              | 1    |         |
| 35       | 4G0-83550-00-00 | SPEEDOMETER CABLE ASS'Y . . . . .               | 1    |         |
| 36       | 4K0-83560-00-00 | TACHOMETER CABLE ASS'Y (4G0-83560-00) . . . . . | 1    |         |

Headlight / Taillight / signal Rating

12V80-40W / 12V27-9W / 12V27W

# HEADLIGHT



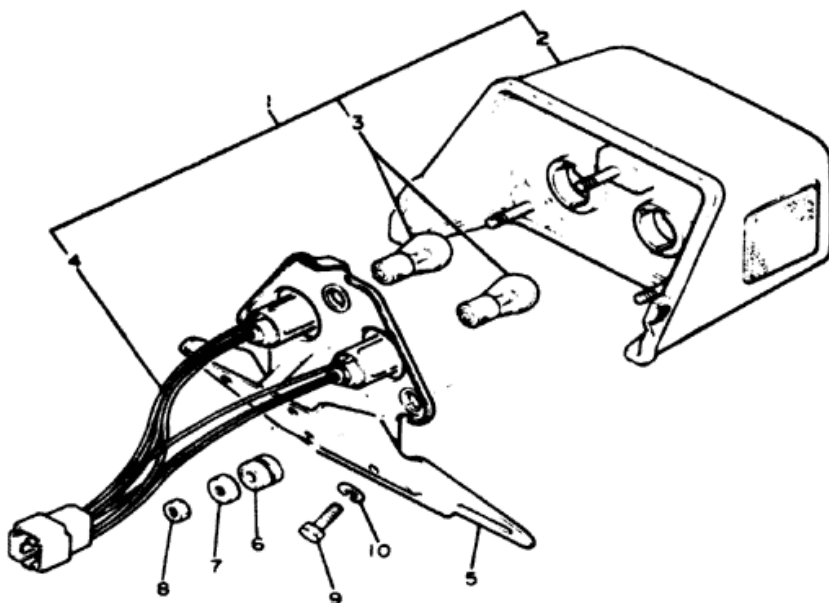
| Ref. No. | Part Number     | Description                     | Qty. | Remarks       |
|----------|-----------------|---------------------------------|------|---------------|
| 1        | 2J2-84310-60-00 | HEADLIGHT UNIT ASS'Y . . . . .  | 1    |               |
| 2        | 341-84315-40-00 | . RIM, headlight . . . . .      | 1    |               |
| 3        | 2F9-84395-00-00 | . RING, retaining. . . . .      | 1    |               |
| 4        | 341-84320-60-00 | . LENS ASS'Y (12V-50/40W) . . . | 1    |               |
| 5        | 2F9-84394-00-00 | . RING, mounting . . . . .      | 1    |               |
| 6        | 98501-05010-00  | . SCREW, pan head . . . . .     | 2    |               |
| 7        | 92903-05100-00  | . WASHER, spring (92901-05100)  | 2    |               |
| 8        | 95301-05600-00  | . NUT . . . . .                 | 2    |               |
| 9        | 98501-04008-00  | . SCREW, pan head . . . . .     | 3    |               |
| 10       | 92901-04100-00  | . WASHER, spring . . . . .      | 3    |               |
| 11       | 2F9-84331-00-00 | . SCREW, rim adjusting. . . . . | 1    |               |
| 12       | 341-84332-60-00 | . SPRING, screw . . . . .       | 1    |               |
| 13       | 198-84334-60-00 | . NUT, adjusting . . . . .      | 1    |               |
| 14       | 341-84397-61-00 | . COVER, socket. . . . .        | 1    |               |
| 15       | 90152-05005-00  | . SCREW, countersunk . . . . .  | 2    |               |
| 16       | 4G0-84330-00-93 | BODY ASS'Y . . . . .            | 1    | Chrome-Plated |
| 17       | 584-84345-60-00 | . DAMPER, headlight. . . . .    | 2    |               |
| 18       | 584-84338-60-00 | . COLLAR, body fitting. . . . . | 2    |               |
| 19       | 4K0-84327-00-00 | . WASHER, special . . . . .     | 1    |               |
| 20       | 90105-08174-00  | . BOLT, washer based. . . . .   | 2    |               |
| 21       | 92990-08100-00  | . WASHER, spring (92903-08100)  | 2    |               |
| 22       | 90209-08098-00  | . WASHER . . . . .              | 2    |               |
| 23       | 95303-08600-00  | . NUT (95301-08600) . . . . .   | 2    |               |
| 24       | 2H7-84359-00-00 | . CORD, headlight . . . . .     | 1    |               |

Headlight / Taillight / Signal Rating

12V50-40W / 12V27-8W / 12V27W



## TAILLIGHT



| Ref. No. | Part Number     | Description                      | Qty. | Remarks |
|----------|-----------------|----------------------------------|------|---------|
| 1        | 4U8-84710-60-00 | TAILLIGHT UNIT ASS'Y.....        | 1    |         |
| 2        | 4U8-84710-60-00 | . LENS, taillight (4U8-84721-60) | 1    |         |
| 3        | 256-84714-61-00 | . BULB (4G0-84714-00).....       | 2    |         |
| 4        | 4G0-84735-00-00 | . CORD ASS'Y.....                | 1    |         |
| 5        | 4U8-84751-60-00 | BRACKET, license.....            | 1    |         |
| 6        | 4G0-84754-00-00 | WASHER, special .....            | 3    |         |
| 7        | 4G0-84725-00-00 | WASHER, special .....            | 3    |         |
| 8        | 95303-06600-00  | NUT (95302-06600) .....          | 3    |         |
| 9        | 97313-06012-00  | BOLT (97301-06012) .....         | 4    |         |
| 10       | 92990-06100-00  | WASHER, spring (92903-06100)     | 4    |         |

Headlight / Taillight / Signal Rating

12V50-40W / 12V27-8W / 12V27W



4G0010 0390

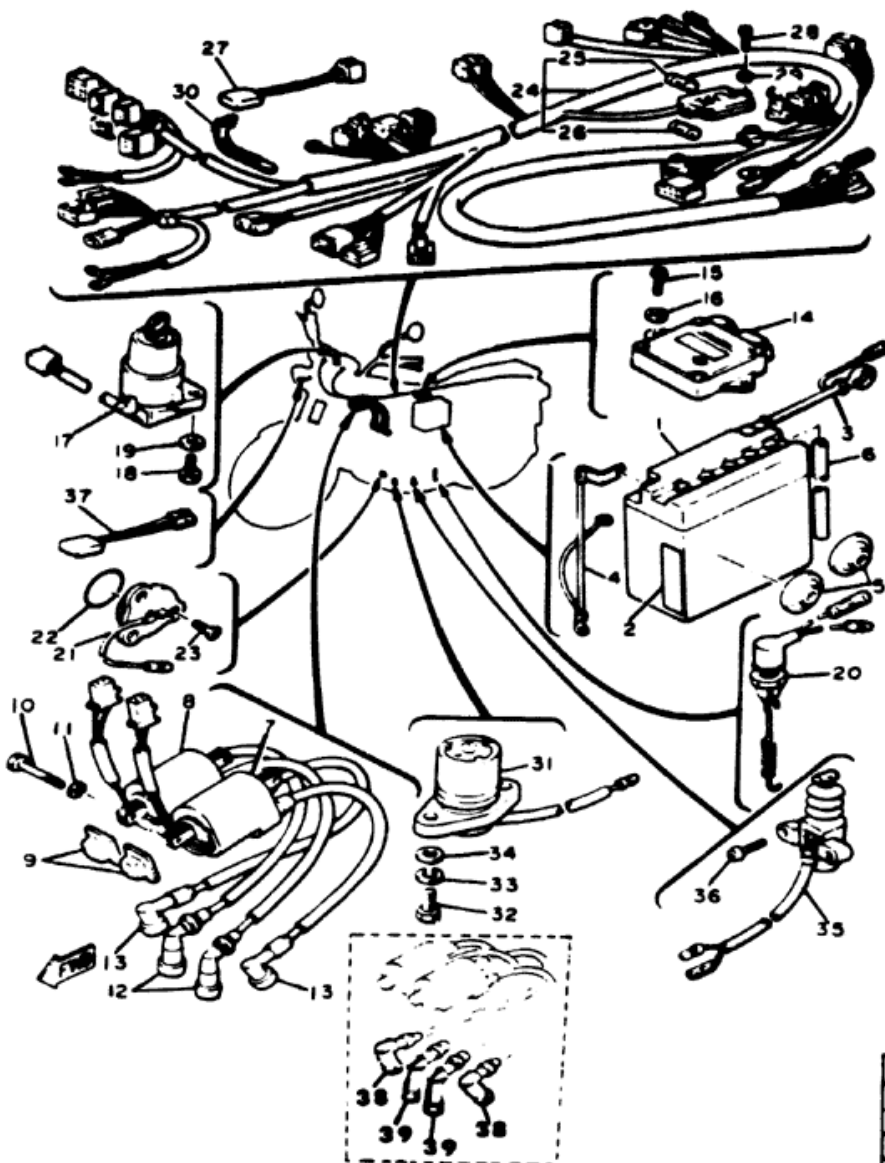
# **URNSIGNAL**

| Ref. No. | Part Number     | Description                     | Qty. |
|----------|-----------------|---------------------------------|------|
| 1        | 4G0-83310-20-00 | FRONT FLASHER LIGHT ASS'Y 1     | 2    |
| 2        | 4G0-83312-00-00 | . LENS, flasher .....           | 1    |
| 3        | 4G0-83313-00-00 | . GASKET, flasher lens .....    | 1    |
| 4        | 256-83311-70-00 | . BULB (12V-27W) .....          | 1    |
| 5        | 97701-40518-00  | . SCREW, tapping. ....          | 2    |
| 6        | 4G0-83317-00-00 | . BOLT, flasher 1. ....         | 1    |
| 7        | 95301-05600-00  | . NUT (95303-05600). ....       | 1    |
| 8        | 92990-05600-00  | . WASHER, plate (92903-05600)   | 1    |
| 9        | 92903-05100-00  | . WASHER, spring .....          | 1    |
| 10       | 4G0-83318-00-00 | . STAY, flasher 1. ....         | 1    |
| 11       | 4G0-83330-20-00 | REAR FLASHER LIGHT ASS'Y 1      | 2    |
| 12       | 4G0-83312-00-00 | . LENS, flasher .....           | 1    |
| 13       | 4G0-83313-00-00 | . GASKET, flasher lens .....    | 1    |
| 14       | 256-83311-70-00 | . BULB (12V-27W) .....          | 1    |
| 15       | 97701-40518-00  | . SCREW, tapping. ....          | 2    |
| 16       | 4G0-83317-00-00 | . BOLT, flasher 1. ....         | 1    |
| 17       | 95301-05600-00  | . NUT (95303-05600). ....       | 1    |
| 18       | 92990-05600-00  | . WASHER, plate (92903-05600)   | 1    |
| 19       | 92903-05100-00  | . WASHER, spring .....          | 1    |
| 20       | 4G0-83318-00-00 | . STAY, flasher 1. ....         | 1    |
| 21       | 95701-12500-00  | NUT, flange (95701-12100) ..... | 4    |
| 22       | 4G0-83368-00-00 | STAY, flasher .....             | 1    |
| 23       | 4G0-83369-00-00 | STAY, flasher .....             | 1    |

Headlight Taillight Signal Rating

12V50-40W / 12V27-8W / 12V27W

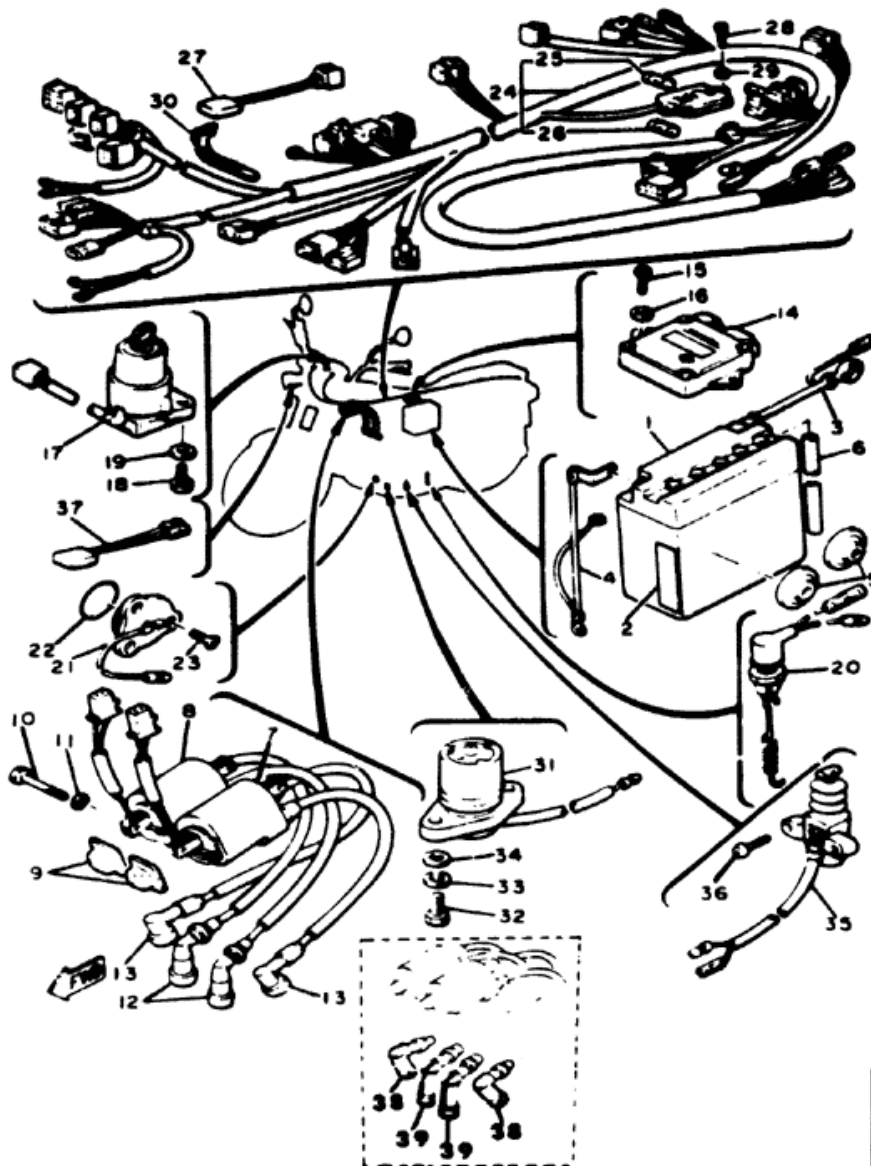
## ELECTRICAL 1



| Ref. No. | Part Number     | Description                            | Qty. | Remarks |
|----------|-----------------|--|------|---------|
| 1        | BTY-12N12-A4-A1 | BATTERY ASS'Y (366-82110-79)           | 1    |         |
| 2        | 118-82141-09-00 | LABEL, battery (LIT-82141-09)          | 1    |         |
| 3        | 4G0-82115-00-00 | WIRE, plus lead .....                  | 1    |         |
| 4        | 4G0-82116-00-00 | WIRE, minus lead .....                 | 1    |         |
| 5        | 371-82121-00-00 | PAD, battery .....                     | 2    |         |
| 6        | 90445-08348-00  | HOSE .....                             | 1    |         |
| 7        | 4G0-82310-60-00 | IGNITION COIL ASS'Y .....              | 1    |         |
| 8        | 4G0-82320-60-00 | IGNITION COIL ASS'Y .....              | 1    |         |
| 9        | 4G0-82317-00-00 | DAMPER, ignition coil .....            | 2    |         |
| 10       | 97303-06020-00  | BOLT (97302-06020) .....               | 2    |         |
| 11       | 92990-06100-00  | WASHER, spring (92903-06100)           | 2    |         |
| 12       | 4G0-82370-21-00 | PLUG CAP ASS'Y (4G0-82370-20)          | 2    |         |
| 13       | 55X-82370-00-00 | PLUG CAP ASS'Y (5H0-82370-00)          | 2    |         |
| 14       | 4U8-82305-10-00 | IGNITOR UNIT ASS'Y .....               | 1    |         |
| 15       | 92580-06012-00  | SCREW, pan head (92503-06012)          | 1    |         |
| 16       | 92901-06600-00  | WASHER (92902-06600) .....             | 1    |         |
| 17       | 47M-82501-50-00 | MAIN SWITCH ASS'Y (4H7-82508-50) ..... | 1    |         |
| 18       | 97321-06016-00  | BOLT (97322-06016) .....               | 2    |         |
| 19       | 92901-06600-00  | WASHER (92902-06600) .....             | 2    |         |
| 20       | 2F1-82530-00-00 | STOP SWITCH ASS'Y .....                | 1    |         |

|  |   |
|--|---|
| Battery: Model / Specific Gravity / Charge Rate                | G3 12N12A-4A / 1.28 / 1.2A  |
| Ignition Coil Test Gap / Primary $\Omega$ / Secondary $\Omega$ | 6mm / 2.5 $\Omega$ $\pm$ 10% / 11K $\Omega$ $\pm$ 20%                 |
| Pulser Coil or Pickup Coil Color Code / $\Omega$               | Org ~ Blk / 660 $\Omega$ $\pm$ 20% Gry ~ Blk / 660 $\Omega$ $\pm$ 20% |
| Source Coil Color Code / $\Omega$                              | g   |
| <b>LIGHTING SYSTEM</b>   |   |
| Headlight / Taillight / Signal Rating                          | 12V50-40W / 12V27-8W / 12V27W   |

## ELECTRICAL 1

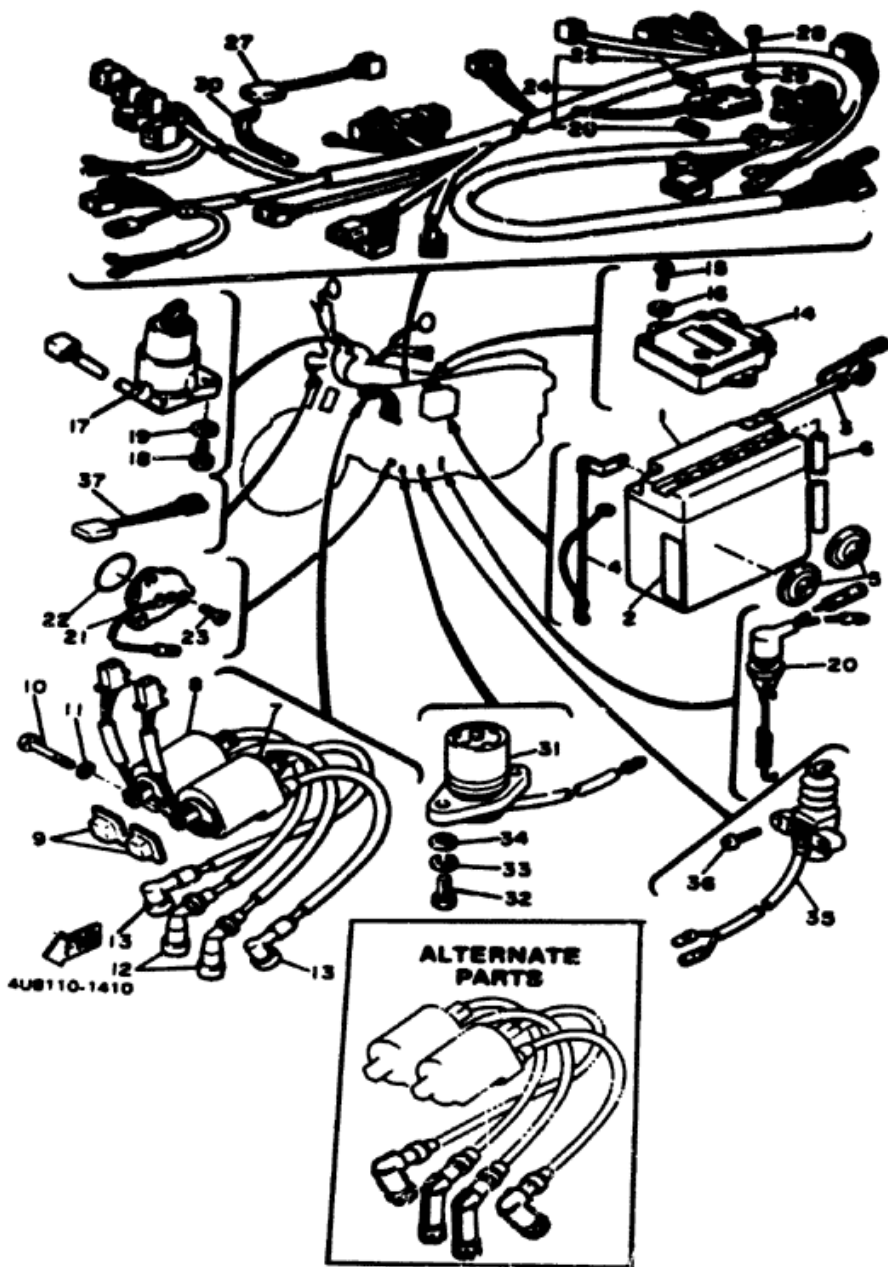


| Ref. No. | Part Number     | Description                         | Qty. | Remarks |
|----------|-----------------|-------------------------------------|------|---------|
| 21       | 1L9-82540-00-00 | NEUTRAL SWITCH ASS'Y .....          | 1    |         |
| 22       | 93210-29196-00  | O-RING .....                        | 1    |         |
| 23       | 98701-05012-00  | SCREW, flat head .....              | 3    |         |
| 24       | 4U8-82590-50-00 | WIRE HARNESS ASS'Y .....            | 1    |         |
| 25       | 116-82151-00-00 | . FUSE (12V-10A) .....              | 3    |         |
| 26       | 1A0-82161-00-00 | . FUSE (12V-20A) .....              | 1    |         |
| 27       | 4U8-81980-M0-00 | DIODE .....                         | 1    |         |
| 28       | 92580-06012-00  | SCREW, pan head (92503-06012) ..... | 2    |         |
| 29       | 92901-06600-00  | WASHER (92902-06600) .....          | 2    |         |
| 30       | 437-83936-10-00 | BAND, switch cord .....             | 3    |         |
| 31       | 4U8-85720-00-00 | OIL LEVEL GAUGE ASS'Y .....         | 1    |         |
| 32       | 97011-06020-00  | BOLT (97321-06020) .....            | 2    |         |
| 33       | 92990-06100-00  | WASHER, spring (92903-06100) .....  | 2    |         |
| 34       | 92901-06600-00  | WASHER, plate .....                 | 2    |         |
| 35       | 4U8-82566-00-00 | SWITCH, side stand .....            | 1    |         |
| 36       | 98706-05016-00  | SCREW, flat head .....              | 2    |         |
| 37       | 4U8-82541-00-00 | WIRE, lead .....                    | 1    |         |

### ALTERNATE PARTS

|    |                 |                      |   |  |
|----|-----------------|----------------------|---|--|
| 38 | 4U8-82370-21-00 | PLUG CAP ASS'Y ..... | 2 |  |
| 39 | 4U8-82370-31-00 | PLUG CAP ASS'Y ..... | 2 |  |

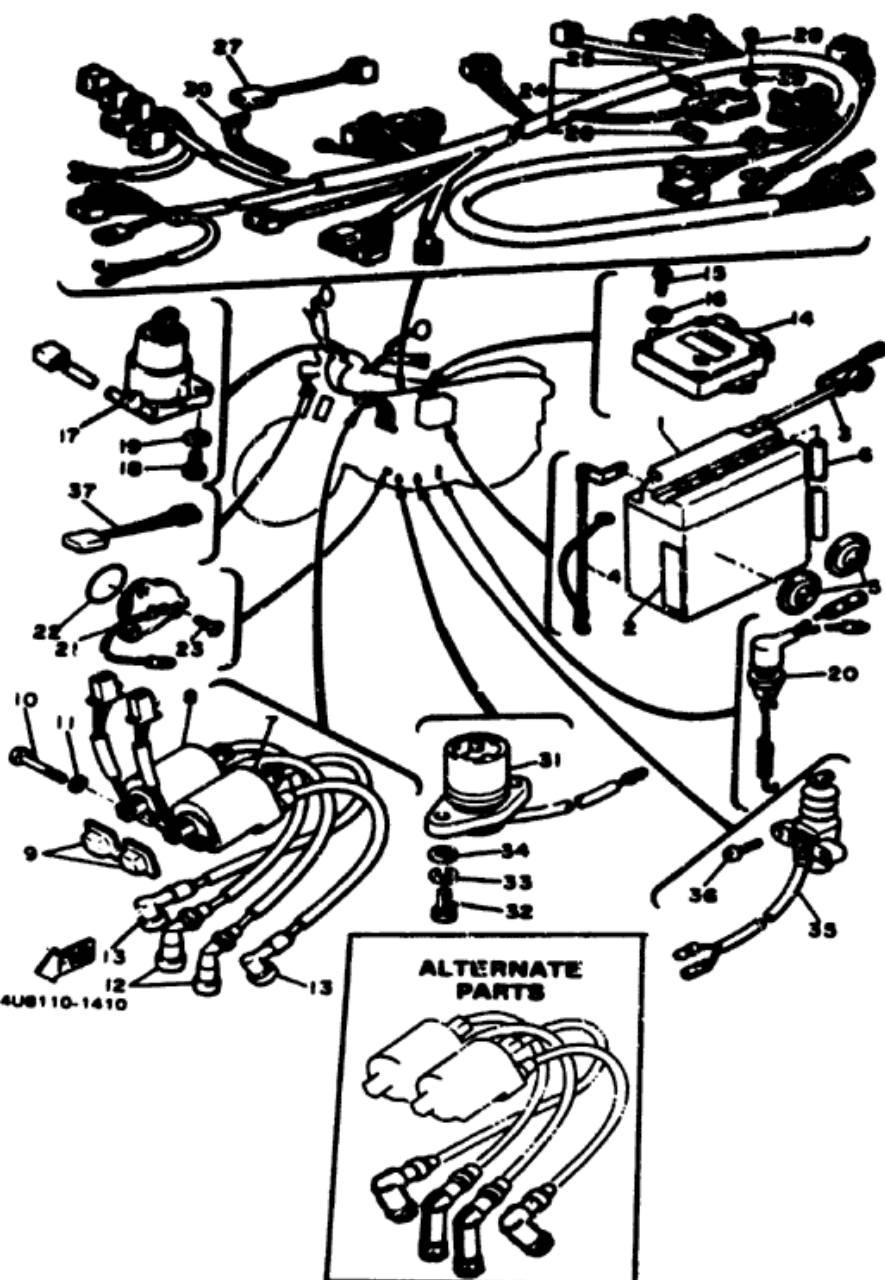
|  |   |
|--|---|
| Battery: Model / Specific Gravity / Charge Rate                | GS 12N12A-4A / 1.28 / 1.2A  |
| Ignition Coil Test Gap / Primary $\Omega$ / Secondary $\Omega$ | 6mm / 2.5 $\Omega$ $\pm$ 10% / 11K $\Omega$ $\pm$ 20%                 |
| Pulser Coil or Pickup Coil Color Code / $\Omega$               | Org ~ Blk / 650 $\Omega$ $\pm$ 20% Gry ~ Blk / 650 $\Omega$ $\pm$ 20% |
| Source Coil Color Code / $\Omega$                              | #   |
| <b>LIGHTING SYSTEM</b>   |   |
| Headlight / Taillight / Signal Rating                          | 12V50-40W / 12V27-8W / 12V27W   |



## ELECTRICAL 1

| Ref. No. | Part Number     | Description                            | Qty. | Remarks |
|----------|-----------------|--|------|---------|
| 1        | BTY-12N12-A4-A1 | BATTERY ASS'Y                          | 1    |         |
| 2        | 118-82141-09-00 | LABEL, battery                         | 1    |         |
| 3        | 4G0-82115-00-00 | WIRE, plus lead                        | 1    |         |
| 4        | 4G0-82116-00-00 | WIRE, minus lead                       | 1    |         |
| 5        | 371-82121-00-00 | PAD, battery                           | 2    |         |
| 6        | 90445-08348-00  | HOSE                                   | 1    |         |
| 7        | 4G0-82310-61-00 | IGNITION COIL ASS'Y<br>(4G0-82310-60)  | 1    |         |
| 8        | 4G0-82320-60-00 | IGNITION COIL ASS'Y                    | 1    |         |
| 9        | 4G0-82317-00-00 | DAMPER, Ignition coil                  | 2    |         |
| 10       | 97003-06020-00  | BOLT (97302-06020)                     | 2    |         |
| 11       | 92902-06100-00  | WASHER, spring                         | 2    |         |
| 12       | 4G0-82370-21-00 | PLUG CAP ASS'Y<br>(4G0-82370-20)       | 2    |         |
|          | 4U8-82370-21-00 | PLUG CAP ASS'Y (w/noise<br>suppressor) | 2    | AP      |
| 13       | 55X-82370-00-00 | PLUG CAP ASS'Y<br>(5H0-82370-00)       | 2    |         |
| 13       | 4U8-82370-31-00 | PLUG CAP ASS'Y (w/noise<br>suppressor) | 2    | AP      |
| 14       | 4U8-82305-10-00 | IGNITOR UNIT ASS'Y                     | 1    |         |
| 15       | 92580-06012-00  | SCREW, pan head<br>(92501-06012)       | 1    |         |
| 16       | 92901-06600-00  | WASHER (92902-06600)                   | 1    |         |

|  |                                       |
|--|---------------------------------------|
| Ignition Coil Test Gap / Primary $\Omega$ / Secondary $\Omega$ | 6mm / 2.50 $\pm$ 10% / 11K0 $\pm$ 20% |
| Pulse Coil or Pickup Coil Color Code / $\Omega$                | Org ~ Blk. Grv ~ Blk / 1200 $\pm$ 20% |
| Source Coil Color Code / $\Omega$                              | e                                     |
| <b>Lighting System</b>   |                                       |
| Headlight / Taillight / Signal Rating                          | 12V60-60W / 12V27-60W / 12V27W        |
| <b>Battery</b>   |                                       |
| Battery: Model / Specific Gravity / Charge Rate                | 12N12A-4A (12V12Ah) / 1.26 / 1.2A     |
| Maximum Output   | 14V17A @ 6000 rpm                     |



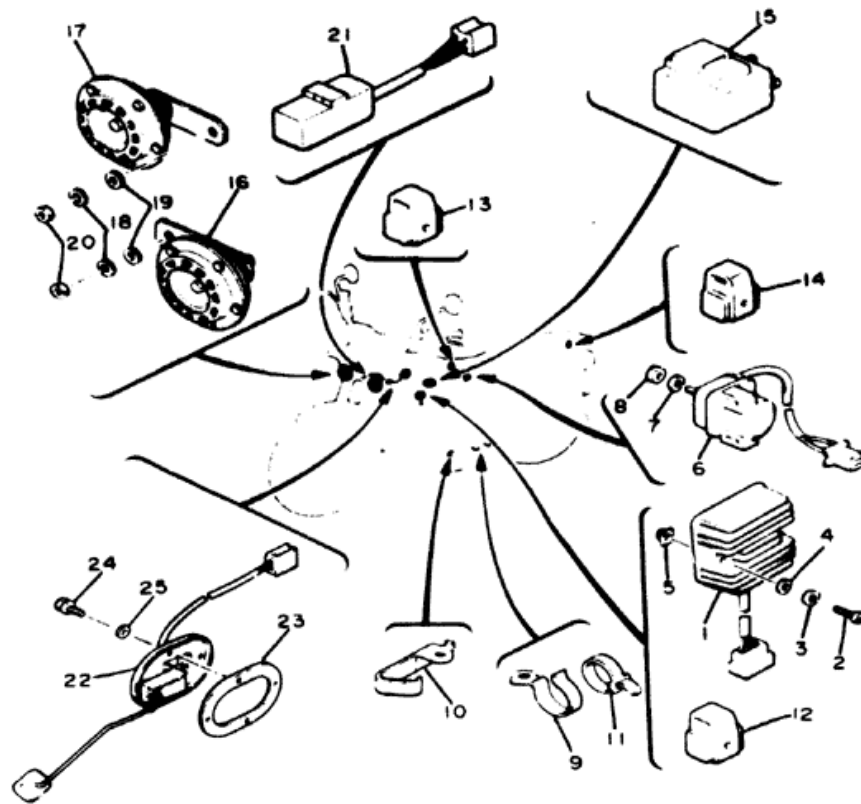
## ELECTRICAL 1

| Ref. No. | Part Number     | Description                      | Qty. | Remarks |
|----------|-----------------|----------------------------------|------|---------|
| 17       | 3LK-82508-50-00 | MAIN SWITCH ASS'Y                | 1    |         |
| 18       | 97011-06016-00  | BOLT (97322-06016)               | 2    |         |
| 19       | 92901-06600-00  | WASHER (92902-06600)             | 2    |         |
| 20       | 2F1-82530-01-00 | STOP SWITCH ASS'Y (2F1-82530-00) | 1    |         |
| 21       | 1L9-82540-00-00 | NEUTRAL SWITCH ASS'Y             | 1    |         |
| 22       | 93210-29196-00  | O-RING                           | 1    |         |
| 23       | 98701-05012-00  | SCREW, flat head                 | 3    |         |
| 24       | 4U8-82590-50-00 | WIRE HARNESS ASS'Y               | 1    |         |
| 25       | 116-82151-00-00 | FUSE (12V-10A) (1A0-82151-00)    | 3    |         |
| 26       | 1A0-82161-00-00 | FUSE (12V-20A)                   | 1    |         |
| 27       | 4U8-81980-M0-00 | DIODE                            | 1    |         |
| 28       | 92580-06012-00  | SCREW, panhead (92501-06012)     | 2    |         |
| 29       | 92901-06600-00  | WASHER (92902-06600)             | 2    |         |
| 30       | 437-83936-10-00 | BAND, switch cord                | 3    |         |
| 31       | 4U8-85720-00-00 | OIL LEVEL GAUGE ASS'Y            | 1    |         |
| 32       | 97011-06020-00  | BOLT (97321-06020)               | 2    |         |
| 33       | 92990-06100-00  | WASHER, spring (92901-06100)     | 2    |         |
| 34       | 92901-06600-00  | WASHER, plate                    | 2    |         |
| 35       | 4U8-82566-00-00 | SWITCH, side stand               | 1    |         |
| 36       | 98706-05016-00  | SCREW, flat head                 | 2    |         |
| 37       | 4U8-82541-00-00 | WIRE, lead                       | 1    |         |

|  |   |
|--|---|
| Ignition Coil Test Gap / Primary $\Omega$ / Secondary $\Omega$ | 6mm / 2.50 $\pm$ 10% / 11K $\Omega$ $\pm$ 20% |
| Pulse Coil or Pickup Coil Color Code / $\Omega$                | Org ~ 8K, Grv ~ 8K / 1200 $\pm$ 20%           |
| Source Coil Color Code / $\Omega$                              | e   |

|   |                                   |
|---|-----------------------------------|
| Lighting System                                 |                                   |
| Headlight / Tailight / Signal Rating            | 12V60-40W / 12V27-5W / 12V27W     |
| Battery: Model / Specific Gravity / Charge Rate | 12N12A-4A (12V12Ah) / 1.28 / 1.2A |
| Maximum Output                                  | 14V17A @ 5500 rpm                 |

## ELECTRICAL 2



4U8110-1420

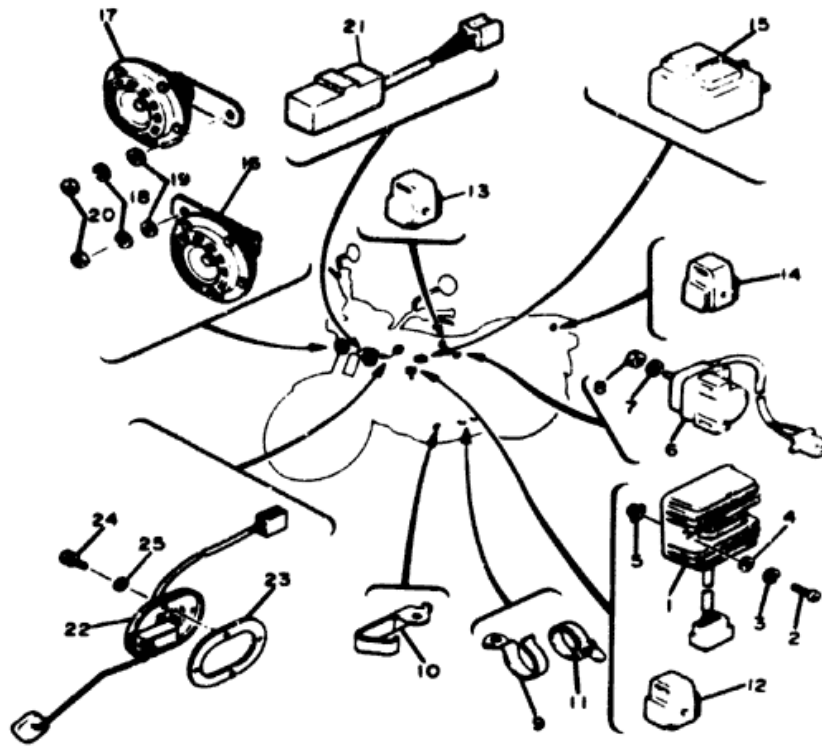
| Ref. No. | Part Number     | Description  | Qty. | Remarks |
|----------|-----------------|--|------|---------|
| 1        | 3G1-81960-A0-00 | RECTIFIER & REGULATOR ASS'Y (3G1-81960-50).....    | 1    |         |
| 2        | 92501-06030-00  | SCREW, pan head (92502-06030)                      | 2    |         |
| 3        | 92990-06100-00  | WASHER, spring (92903-06100)                       | 2    |         |
| 4        | 92901-06600-00  | WASHER (92902-06600).....                          | 2    |         |
| 5        | 4G0-21736-00-00 | NUT, plate .....                                   | 2    |         |
| 6        | 22U-81940-00-00 | STARTER SWITCH ASS'Y.....                          | 1    |         |
| 7        | 92990-06100-00  | WASHER, spring (92903-06100)                       | 2    |         |
| 8        | 95303-06700-00  | NUT (95301-06700) .....                            | 2    |         |
| 9        | 90462-08078-00  | CLAMP .....  | 2    |         |
| 10       | 90462-08087-00  | CLAMP .....  | 1    |         |
| 11       | 341-26397-01-00 | BAND .....   | 2    |         |
| 12       | 12R-81950-00-00 | STARTER CIRCUIT CUT-OFF RELAY (4H7-81950-01) ..... | 1    |         |
| 13       | 3H5-81950-00-00 | HEADLIGHT RELAY ASS'Y .....                        | 1    |         |
| 14       | 4U8-81950-01-00 | SIDE STAND RELAY ASS'Y (4U8-81950-00).....         | 1    |         |
| 15       | 4E6-83350-70-00 | FLASHER RELAY ASS'Y.....                           | 1    |         |
| 16       | 4G0-83371-20-00 | HORN .....   | 1    |         |
| 17       | 4G0-83371-30-00 | HORN .....   | 1    |         |
| 18       | 92906-08100-00  | WASHER, spring .....                               | 2    |         |
| 19       | 92906-08200-00  | WASHER, plain .....                                | 2    |         |
| 20       | 95306-08800-00  | NUT.....   | 2    |         |
| 21       | 1A0-83395-03-00 | FLASHER CANCELLING UNIT                            | 1    |         |
| 22       | 4G0-85752-00-00 | SENDER UNIT ASS'Y, fuel meter                      | 1    |         |
| 23       | 2H7-85753-00-00 | GASKET, sender unit. ....                          | 1    |         |
| 24       | 95802-06014-00  | BOLT, flange. ....                                 | 4    |         |
| 25       | 90202-06010-00  | WASHER, plate .....                                | 4    |         |

|  |   |
|--|---|
| Ignition Coil Test Gap / Primary $\Omega$ / Secondary $\Omega$ | 6mm / 2.5 $\Omega$ $\pm$ 10% / 11K $\Omega$ $\pm$ 20%                 |
| Pulser Coil or Pickup Coil Color Code / $\Omega$               | Org ~ Blk / 650 $\Omega$ $\pm$ 20% Gry ~ Blk / 650 $\Omega$ $\pm$ 20% |
| Source Coil Color Code / $\Omega$                              | S   |
| <b>LIGHTING SYSTEM</b>   |   |
| Headlight / Taillight / Signal Rating                          | 12V/50-40W / 12V/27-8W / 12V/27W                                      |

## ELECTRICAL 2

| Ref. No. | Part Number     | Description                                  | Qty. | Remarks |
|----------|-----------------|--|------|---------|
| 1        | 3G1-81960-A0-00 | RECTIFIER & REGULATOR ASS'Y (3G1-81960-51)   | 1    |         |
| 2        | 92502-06030-00  | SCREW, pan head                              | 2    |         |
| 3        | 92902-06100-00  | WASHER, spring                               | 2    |         |
| 4        | 92990-06600-00  | WASHER (92902-06600)                         | 2    |         |
| 5        | 4G0-21736-00-00 | NUT, plate                                   | 2    |         |
| 6        | 3A7-81940-00-00 | STARTER SWITCH ASS'Y                         | 1    |         |
| 7        | 92990-06100-00  | WASHER, spring (92902-06100)                 | 2    |         |
| 8        | 95303-06700-00  | NUT (95302-06700)                            | 2    |         |
| 9        | 90462-08078-00  | CLAMP  | 2    |         |
| 10       | 90462-08087-00  | CLAMP  | 1    |         |
| 11       | 341-26397-01-00 | BAND   | 2    |         |
| 12       | 12R-81950-01-00 | STARTER CIRCUIT CUT-OFF RELAY (12R-81950-00) | 1    |         |
| 13       | 3H5-81950-00-00 | HEADLIGHT RELAY ASS'Y                        | 1    |         |
| 14       | 4U8-81950-02-00 | SIDE STAND RELAY ASS'Y (4U8-81950-00)        | 1    |         |
| 15       | 4E6-83350-70-00 | FLASHER RELAY ASS'Y                          | 1    |         |
| 16       | 4G0-83371-20-00 | HORN   | 1    |         |
| 17       | 4G0-83371-30-00 | HORN   | 1    |         |
| 18       | 92906-08100-00  | WASHER, spring                               | 2    |         |
| 19       | 92906-08200-00  | WASHER, plain                                | 2    |         |
| 20       | 95306-08800-00  | NUT  | 2    |         |
| 21       | 1A0-83395-03-00 | FLASHER CANCELLING UNIT                      | 1    |         |
| 22       | 4G0-85752-00-00 | SENDER UNIT ASS'Y, fuel meter                | 1    |         |
| 23       | 2H7-85753-00-00 | GASKET, sender unit                          | 4    |         |
| 24       | 95821-06014-00  | BOLT, flange (95802-06014)                   | 4    |         |
| 25       | 90202-06010-00  | WASHER, plate                                | 4    |         |

F-8

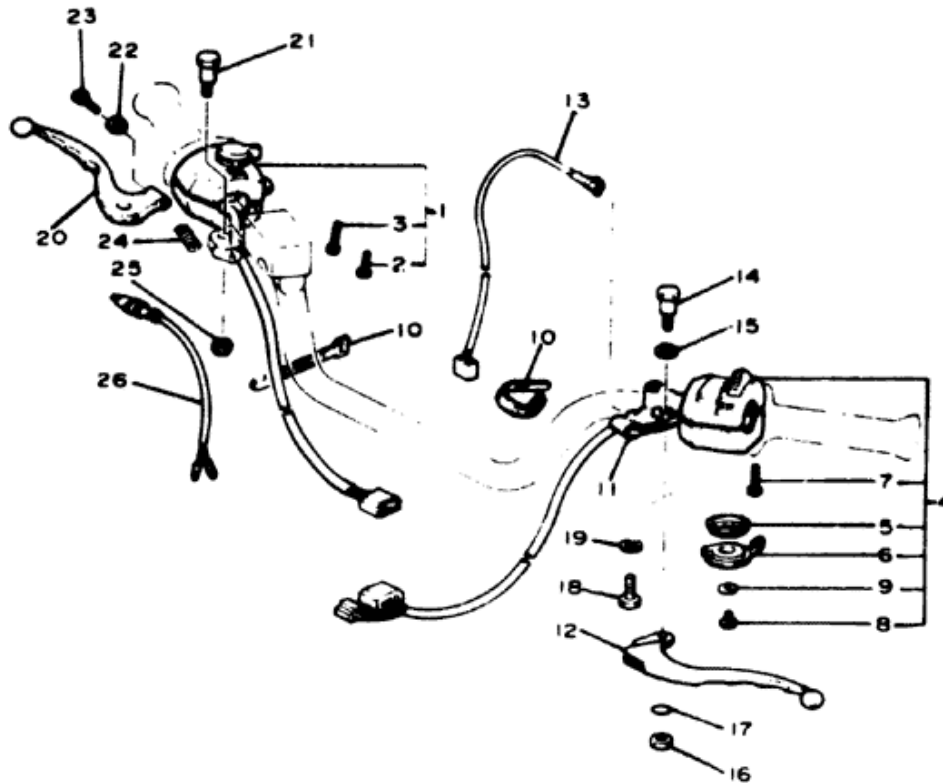


4U8110-1420

|  |   |
|--|---|
| Ignition Coil Test Gap / Primary $\Omega$ / Secondary $\Omega$ | 6mm / 2.50 $\pm 10\%$ / 11K $\Omega$ $\pm 20\%$ |
| Pulse Coil or Pickup Coil Color Code / $\Omega$                | Org ~ Blk, Grn ~ Blk / 1200 $\pm 20\%$          |
| Source Coil Color Code / $\Omega$                              | ■   |
| Lighting Voltage   |   |
| Headlight / Tailight / Signal Rating                           | 12V80-60W / 12V27-8W / 12V27W                   |



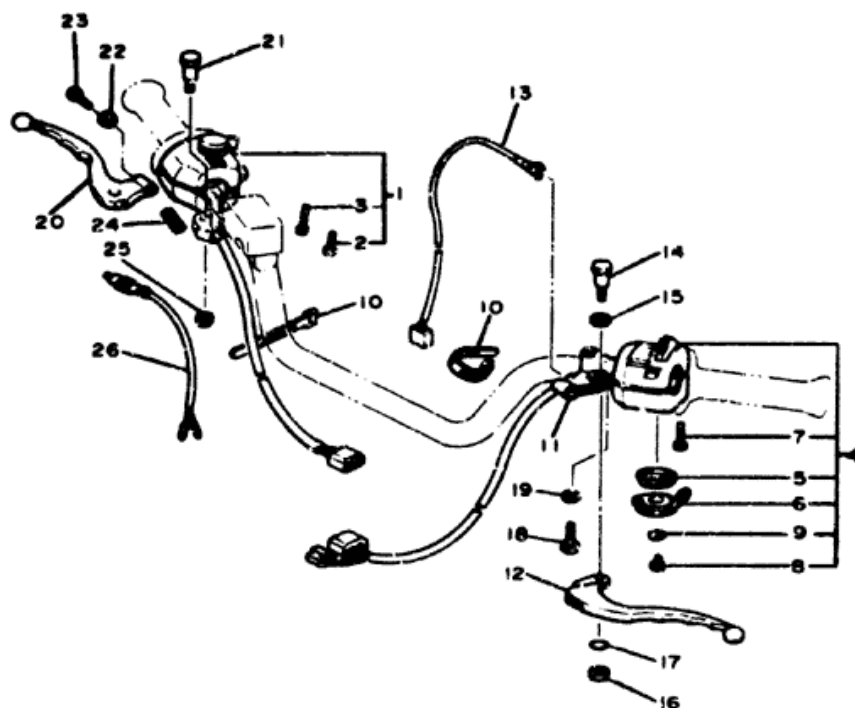
# HANDLE SWITCH - LEVER



| Ref. No. | Part Number     | Description                     | Qty. |
|----------|-----------------|---------------------------------|------|
| 1        | 2H7-83975-01-00 | SWITCH, handle 2                | 1    |
| 2        | 98506-05030-00  | . SCREW, pan head               | 1    |
| 3        | 98506-05040-00  | . SCREW, pan head               | 1    |
| 4        | 4H7-83973-00-00 | SWITCH, handle 3 (4U8-83973-01) | 1    |
| 5        | 90209-10131-00  | . WASHER                        | 1    |
| 6        | 4H7-83941-00-00 | . LEVER, starter                | 1    |
| 7        | 98506-05030-00  | . SCREW, pan head               | 2    |
| 8        | 92506-06008-00  | . SCREW, pan head               | 1    |
| 9        | 92990-06200-00  | . WASHER, plain (92903-06200)   | 1    |
| 10       | 437-83936-00-00 | BAND, switch cord               | 2    |
| 11       | 4K0-82911-00-00 | HOLDER, lever 1                 | 1    |
| 12       | 2H0-83912-20-00 | LEVER 1                         | 1    |
| 13       | 3Y6-82917-00-00 | SWITCH                          | 1    |
| 14       | 2H7-83945-00-00 | BOLT, lever                     | 1    |
| 15       | 90201-08083-00  | WASHER, plate                   | 1    |
| 16       | 95601-06100-00  | NUT, u.                         | 1    |
| 17       | 93210-11368-00  | O-RING                          | 1    |
| 18       | 97306-06022-00  | BOLT                            | 1    |
| 19       | 92906-06100-00  | WASHER, spring                  | 1    |
| 20       | 2H7-83922-00-00 | LEVER 2                         | 1    |
| 21       | 90109-06465-00  | BOLT                            | 1    |
| 22       | 90170-06010-00  | NUT                             | 1    |
| 23       | 90149-06131-00  | SCREW                           | 1    |
| 24       | 90501-10312-00  | SPRING, compression             | 1    |
| 25       | 95601-06100-00  | NUT, u.                         | 1    |
| 26       | 1A0-83980-30-00 | FRONT STOP SWITCH ASS'Y         | 1    |



4U8110 1430



4U8110-1430

## HANDLE SWITCH - LEVER

| Ref. No. | Part Number     | Description                                   | Qty. | Remarks |
|----------|-----------------|---|------|---------|
| 1        | 2H7-83975-01-00 | SWITCH, handle 2 . . . . .                    | 1    |         |
| 2        | 98506-05030-00  | . SCREW, panhead . . . . .                    | 1    |         |
| 3        | 98506-05040-00  | . SCREW, panhead . . . . .                    | 1    |         |
| 4        | 4H7-83973-00-00 | SWITCH, handle 3<br>(4U8-83973-01) . . . . .  | 1    |         |
| 5        | 90209-10131-00  | . WASHER . . . . .                            | 1    |         |
| 6        | 4H7-83941-00-00 | . LEVER, starter . . . . .                    | 1    |         |
| 7        | 98506-05030-00  | . SCREW, panhead . . . . .                    | 2    |         |
| 8        | 92506-06008-00  | . SCREW, panhead . . . . .                    | 1    |         |
| 9        | 92990-06200-00  | . WASHER, plain<br>(92901-06200) . . . . .    | 1    |         |
| *10      | 437-83936-01-00 | RAND, switch cord<br>(437-83936-00) . . . . . | 2    |         |
| 11       | 4K0-82911-00-00 | HOLDER, lever 1 . . . . .                     | 1    |         |
| 12       | 2H7-83912-20-00 | LEVER 1 (2H7-83912-00) . . . . .              | 1    |         |
| 13       | 3Y6-82917-00-00 | SWITCH . . . . .                              | 1    |         |
| 14       | 2H7-83945-00-00 | BOLT, lever . . . . .                         | 1    |         |
| 15       | 90201-08083-00  | WASHER, plate . . . . .                       | 1    |         |
| 16       | 95601-06100-00  | NUT, u . . . . .                              | 1    |         |
| 17       | 93210-11368-00  | O-RING . . . . .                              | 1    |         |
| 18       | 97006-06022-00  | BOLT (97306-06022) . . . . .                  | 1    |         |
| 19       | 92906-06100-00  | WASHER, spring . . . . .                      | 1    |         |
| 20       | 2H7-83922-00-00 | LEVER 2 . . . . .                             | 1    |         |
| 21       | 90109-06465-00  | BOLT . . . . .                                | 1    |         |
| 22       | 90170-06010-00  | NUT . . . . .                                 | 1    |         |
| 23       | 90149-06131-00  | SCREW . . . . .                               | 1    |         |
| 24       | 90501-10312-00  | SPRING, compression . . . . .                 | 1    |         |
| 25       | 95601-06100-00  | NUT, u . . . . .                              | 1    |         |
| 26       | 1A0-83980-30-00 | FRONT STOP SWITCH ASS'Y . . . . .             | 1    |         |

\*Indicates new part numbers activated from March, 1989.

# TOP END GASKET KIT

| Ref.<br>No. | Part<br>Number  | Description                                   | Qty. | Remarks |
|-------------|-----------------|---|------|---------|
|             | 4U8-W0001-00-XX | TOP END GASKET KIT . . . . .                  |      |         |
|             | 4U8-11181-00-00 | CYLINDER HEAD GASKET . . . . .                | 1    |         |
|             | 3KM-11193-00-00 | HEAD COVER GASKET<br>(4G0-11193-00) . . . . . | 1    |         |
|             | 93210-62323-00  | CYLINDER BASE O-RING . . . . .                | 4    |         |
|             | 93210-09443-00  | CYLINDER O-RING . . . . .                     | 4    |         |
|             | 90430-14131-00  | DOWEL PIN GASKET . . . . .                    | 2    |         |
|             | 4U8-11351-00-00 | CYLINDER BASE GASKET . . . . .                | 1    |         |
|             | 93210-06632-00  | TENSIONER CASE O-RING . . . . .               | 1    |         |
|             | 4G0-12213-00-00 | TENSIONER CASE GASKET . . . . .               | 1    |         |
|             | 5H0-12119-00-00 | VALVE STEM SEAL . . . . .                     | 8    |         |
|             | 33M-13556-00-00 | INTAKE GASKET<br>(4G0-13556-00) . . . . .     | 4    |         |
|             | 4H7-14613-00-00 | EXHAUST GASKET . . . . .                      | 4    |         |

**NOTE:** This set does not include two cylinder stud o-rings, P/N 93210-18322-00, which should be replaced when performing top end repairs.

# XJ550RH

## 1981 SERVICE DATA

This bulletin replaces M80-100.  
Please remove and destroy bulletin M80-100. ▲ Denotes a change from the original bulletin.

|   |  |     |
|---|--|-----|
| <b>MODEL - IBM I.D. NUMBER</b>                        | XJ550RH  | 4U8 |
| Initial Engine Number / Frame Number                  | 4U8-000101 / 4U8-000101  |     |
| Basic Color(s)  | New Pearl White  |     |
| Fuel Type / Fuel Tank Capacity / Reserve Capacity     | Regular / 16 Lit. (4.2 Gal.) / 3.5 Lit. (0.9 Gal.)   |     |
| Dry Vehicle Weight                                    | 185 kg (408 lb.)   |     |
| <b>ENGINE TYPE</b>                                    | 4-Stroke, Parallel Four, DOHC, Air-Cooled  |     |
| Bore/Stroke/Number Cylinders/Displacement (cc)        | 57.0mm / 51.8mm / 4 / 528cc  |     |
| Compression Ratio/Compression Pressure Min~Max        | 9.5:1 / 7.0 ~ 9.5 kg/cm <sup>2</sup>   |     |
| Piston Skirt Clearance New / Max                      | 0.025 ~ 0.045mm / 0.1mm  |     |
| Ring End Gap Top / 2nd / 3rd                          | 0.15 ~ 0.35mm / 0.15 ~ 0.35mm / 0.3 ~ 0.9mm  |     |
| Valve Clearance (Cold) Intake / Exhaust               | 0.11mm ~ 0.15mm / 0.16mm ~ 0.20mm  |     |
| Oil Pressure Hot / rpm                                | NA   |     |
| Oiling System   | Wet Sump   |     |
| Capacity: Dry   | 2900cc   |     |
| Oil and Filter Change                                 | 2500cc   |     |
| Oil Change  | 2200cc   |     |
| Lubricant: Temp. Above 5°C (40°F)                     | Yamalube 4* or SAE 20W40   |     |
| Temp. Below 15°C (60°F)                               | SAE 10W30  |     |
| <b>AUTOLUBE - Min Stroke / Color Code</b>             | Ø  |     |
| Minimum Output @ 200 Cycles                           | Ø  |     |
| Maximum Output @ 200 Cycles                           | Ø  |     |
| <b>CARBURETOR - Mfr. / Type / I.D. Number</b>         | Mikuni / BS28 / 4U8-00   |     |
| Main Jet / Pilot Jet                                  | 112.5 / 35   |     |
| Needle Jet / Jet Needle-Clip Position                 | 0-8 / 4GZ11  |     |
| Slide Cutaway or Throttle Valve                       | 130  |     |
| Float Level / Fuel Level                              | 2.0 ± 1mm (Measured From Body Edge) / 30.0mm   |     |
| Idle rpm  | 1200   |     |
| Max CO* / Max HC* / Set CO                            | 7% / 500 ppm** / 4% (All Settings @ Idle)  |     |
| <b>SUSPENSION</b>                                     |  |     |
| Front Forks: Oil Type / Level / Qty                   | 10 Wt. Fork Oil* / Ø / 230cc   |     |
| Gas Pressure  | Ø  |     |
| Spring Length Std                                     | 508mm  |     |
| Monoshock: Oil Type / Qty                             | Ø  |     |
| Gas Pressure  | Ø  |     |
| Minimum Brake Lining Thickness                        | Front: 0.8mm Rear: 2.0mm   |     |
| Tire Size (Nominal Pressure)                          | F:3.00-H19 (1.75 kg/cm <sup>2</sup> /26 psi) R:110/90-18 61H (2.00 kg/cm <sup>2</sup> /28 psi) |     |
| <b>TRANSMISSION - Oil Type/Qty Chg/Qty Reassemble</b> | See ENGINE Above   |     |
| Primary Drive Type / Teeth / Ratio                    | Spur Gear x HY-VO Chain / 22-21 x 65-28 / 2.432  |     |
| Secondary Drive Type / Teeth / Chain                  | Chain / 45-16 / 50HDSS-104L  |     |
| Clutch Friction Plate Thickness Std ~ Min             | 3.0 ~ 2.7mm  |     |
| Clutch Spring Length Std ~ Min                        | 41.2 ~ 40.2mm  |     |
| Middle Gear Case Capacity                             | Ø  |     |
| Final Gear Case Capacity                              | Ø  |     |
| Gear Case Lubricant: Temp. Above 5°C (40°F)           | Ø  |     |
| Temp. Below 15°C (60°F)                               | Ø  |     |
| All Weather Conditions                                | Ø  |     |

# SERVICE DATA

|  |  |
|--|--|
| <b>CHARGING SYSTEM</b>                           | AC Generator / 3-Phase / Full Wave                     |
| Battery: Model / Specific Gravity / Charge Rate  | GS 12N12A-4A / 1.28 / 1.2A                             |
| Maximum Output                                   | 14V 17A @ 5000 rpm                                     |
| <b>TROUBLESHOOTING</b>                           |  |
| Field Coil Color Code / Ω                        | Rotor: Gr~Bm / 4.5Ω ± 10% Stator: Wht~Wht / 0.5Ω ± 10% |
| Charge Coil Color Code / Ω                       | Ø  |
| <b>IGNITION SYSTEM</b>                           | Transistor-Controlled Ignition                         |
| Ignition Timing                                  | Std: 5° @ 1200 rpm Adv: 31° @ 3300 rpm                 |
| Spark Plug Type                                  | NGK D8EA or Nippon Denso X24ES-U                       |
| Spark Plug Gap / Torque / Cap Ω                  | 0.6 ~ 0.7mm / 2.0 m·kg / 10K Ω                         |
| Point Gap / Condenser Capacitance                | Ø / Ø  |
| <b>TROUBLESHOOTING</b>                           |  |
| Ignition Coil Test Gap / Primary Ω / Secondary Ω | 6mm / 2.5 Ω ± 10% / 11.0K Ω ± 20%                      |
| Pulser Coil or Pickup Coil Color Code / Ω ▲      | Org ~ Blk / 650 Ω ± 20% / Gry ~ Blk / 650 Ω ± 20%      |
| Source Coil Color Code / Ω                       | Ø  |
| <b>LIGHTING SYSTEM</b>                           |  |
| Headlight / Taillight / Signal Rating            | 12V50-40W / 12V27-8W / 12V27W                          |
| <b>TROUBLESHOOTING</b>                           |  |
| Lighting Coil Color Code / Ω                     | Ø  |
| <b>TORQUE VALUES</b>                             |  |
| Front Axle Nut                                   | 14 x 1.50: 10.7 m·kg                                   |
| Front Axle Pinch Bolt                            | 8 x 1.25: 2.0 m·kg                                     |
| Rear Axle Nut                                    | 14 x 1.50: 10.7 m·kg                                   |
| Rear Axle Holder Nut                             | 14 x 1.50: 10.7 m·kg                                   |
| Clutch Nut                                       | 20 x 1.0: 7.0 m·kg                                     |
| Drain Plug                                       | 14 x 1.50: 4.3 m·kg                                    |
| Cylinder Head Cover                              | 6 x 1.0: 1.0 m·kg                                      |
| Cylinder Head:                                   | 8 x 1.25: 2.2 m·kg                                     |
|  | 6 x 1.0: 1.0 m·kg                                      |
| Engine Mounting Bolts: Front, Upper Nut          | 10 x 1.25: 4.2 m·kg                                    |
| Lower Bolt                                       | 10 x 1.25: 4.2 m·kg                                    |
| Rear Nut   | 12 x 1.25: 7.0 m·kg                                    |
| Stay, Front                                      | 8 x 1.25: 2.0 m·kg                                     |

Ø = Does Not Apply To This Model

NA = Information Not Available

\*\*Using YICS Tool

\*Available From Yamaha Parts Distributors Inc.

\*For Diagnostic Use Only

### ▲ HC/CO SPECIFICATIONS WITH YICS TOOL INSTALLED

Max CO - 7% / Max HC - 500 ppm / Set CO - 4%

The idle rpm should be 1200 rpm before the YICS tool is installed. When the YICS tool is installed, the idle rpm will drop 50 ± 100 rpm. The HC/CO specifications should be monitored at this lower idle rpm (1100 ± 1150 rpm).

# XJ550RJ 1982 SERVICE DATA

|   |  |     |
|---|--|-----|
| <b>MODEL — BUL L.D. NUMBER</b>                        | XJ550RJ  | 4U8 |
| Initial Engine Number / Frame Number                  | 4U8-020101 / 4U8-020101  |     |
| Basic Color(s)  | Maxim Red  |     |
| Fuel Type/Fuel Tank Capacity/Reserve Capacity         | Regular / 16 Lit. / 3.5 Lit.   |     |
| Dry Vehicle Weight                                    | 185 kg   |     |
| <b>ENGINE TYPE</b>                                    | 4-Stroke, Air-Cooled, DOHC, Parallel Four  |     |
| Bore/Stroke/Number Cylinders/Displacement (cc)        | 57.0mm / 51.8mm / 4 / 528cc  |     |
| Compression Ratio/Compression Pressure Min~Max        | 9.5:1 / 7.0 ~ 9.5 kg/cm <sup>2</sup>   |     |
| Piston Skirt Clearance New / Max                      | 0.025 ~ 0.045mm / 0.1mm  |     |
| Ring End Gap Top / 2nd / 3rd                          | 0.15 ~ 0.35mm / 0.15 ~ 0.35mm / 0.3 ~ 0.9mm                                      |     |
| Valve Clearance (Cold) Intake / Exhaust               | 0.11mm ~ 0.15mm / 0.16mm ~ 0.20mm  |     |
| Oil Pressure Hot / rpm                                | 0.5 kg/cm <sup>2</sup> @ 1200 rpm  |     |
| Oiling System   | Wet Sump   |     |
| Capacity: Dry   | 2900cc   |     |
| Oil and Filter Change                                 | 2500cc   |     |
| Oil Change  | 2200cc   |     |
| Lubricant: Temp. Above 5°C (40°F)                     | Yamalube 4* or SAE 20W40   |     |
| Temp. Below 15°C (60°F)                               | SAE 10W30  |     |
| <b>AUXILIARY — Min Stroke / Color Code</b>            | Ø  |     |
| Minimum Output @ 200 Cycles                           | Ø  |     |
| Maximum Output @ 200 Cycles                           | Ø  |     |
| <b>CARBURETOR — Mfr. / Type / I.D. Number</b>         | Mikuni / BS28 / 4U8-00   |     |
| Main Jet / Pilot Jet                                  | 112.5 / 35   |     |
| Needle Jet / Jet Needle-Clip Position                 | 0-8 / 4GZ11 Fixed  |     |
| Slide Outway or Throttle Valve                        | 130  |     |
| Flood Level / Fuel Level                              | 2.0 ± 1mm (Measured From Body Edge) / 30.0mm                                     |     |
| Idle rpm  | 1200   |     |
| Max CO* / Max HC* / Set CO                            | 7% / 500 ppm** / 4% (All Settings @ Idle)  |     |
| <b>SUSPENSION</b>                                     |  |     |
| Front Forks: Oil Type / Level / Qty                   | 10 Wt. Fork Oil* / Ø / 230cc   |     |
| Gas Pressure  | Ø  |     |
| Spring Length Std                                     | 508mm  |     |
| Monoshock: Oil Type / Qty                             | Ø  |     |
| Gas Pressure  | Ø  |     |
| Minimum Brake Lining Thickness                        | Front: 0.8mm Rear: 2.0mm   |     |
| Tire Size (Nominal Pressure)                          | F:3.00-H19 (1.75 kg/cm <sup>2</sup> ) R:110/90-18 61H (2.00 kg/cm <sup>2</sup> ) |     |
| <b>TRANSMISSION — Oil Type/Qty Chg/Qty Reassemble</b> | See ENGINE Above   |     |
| Primary Drive Type / Teeth / Ratio                    | Spur Gear x HYVO Chain / 22-21 x 65-28 / 2.432                                   |     |
| Secondary Drive Type / Teeth / Chain                  | Chain / 45-16 / 50HDS-104L   |     |
| Clutch Friction Plate Thickness Std ~ Min             | 3.0 ~ 2.7mm  |     |
| Clutch Spring Length Std ~ Min                        | 41.2 ~ 40.2mm  |     |
| Middle Gear Case Capacity                             | Ø  |     |
| Final Gear Case Capacity                              | Ø  |     |
| Gear Case Lubricant: Temp. Above 5°C (40°F)           | Ø  |     |
| Temp. Below 15°C (60°F)                               | Ø  |     |
| All Weather Conditions                                | Ø  |     |

## SERVICE DATA

|  |   |
|--|---|
| <b>CHARGING SYSTEM</b>                           | AC Generator / 3-Phase / Full Wave                  |
| Battery: Model / Specific Gravity / Charge Rate  | GS 12N12A-4A / 1.28 / 1.2A                          |
| Maximum Output                                   | 14V 17A @ 5000 rpm                                  |
| <b>TROUBLESHOOTING</b>                           |   |
| Field Coil Color Code / Ω                        | Rotor: Grn~Bk/4.5Ω ± 10% Stator: Wht~Wht/0.5Ω ± 10% |
| Charge Coil Color Code / Ω                       | Ø   |
| <b>IGNITION SYSTEM</b>                           | Transistor-Controlled Ignition                      |
| Ignition Timing                                  | Std: 5° @ 1200 rpm                                  |
|  | Adv: 31° @ 3300 rpm                                 |
|  |   |
| Spark Plug Type                                  | NGK D6EA or Nippon Denso X24ES-U                    |
| Spark Plug Gap / Torque / Cap Ω                  | 0.6 ~ 0.7mm / 2.0 m·kg / 10K Ω                      |
| Point Gap / Condenser Capacitance                | Ø / Ø   |
| <b>TROUBLESHOOTING</b>                           |   |
| Ignition Coil Test Gap / Primary Ω / Secondary Ω | 6mm / 2.5 Ω ± 10% / 11K Ω ± 20%                     |
| Pulser Coil or Pickup Coil Color Code / Ω        | Org ~ Bk / 650 Ω ± 20% Grn ~ Bk / 650 Ω ± 20%       |
| Source Coil Color Code / Ω                       | Ø   |
| <b>LIGHTING SYSTEM</b>                           |   |
| Headlight / Taillight / Signal Rating            | 12V50-40W / 12V21-8W / 12V21W                       |
| <b>TROUBLESHOOTING</b>                           |   |
| Lighting Coil Color Code / Ω                     | Ø   |
| <b>TORQUE VALUES</b>                             |   |
| Front Axle Nut                                   | 14 x 1.50: 10.7 m·kg                                |
| Front Axle Pinch Bolt                            | 8 x 1.25: 2.0 m·kg                                  |
| Rear Axle Nut                                    | 14 x 1.50: 10.7 m·kg                                |
| Rear Axle Holder Nut                             | 14 x 1.50: 10.7 m·kg                                |
| Clutch Nut                                       | 20 x 1.0: 7.0 m·kg                                  |
| Drain Plug                                       | 14 x 1.50: 4.3 m·kg                                 |
| Cylinder Head Cover                              | 6 x 1.0: 1.0 m·kg                                   |
| Cylinder Head:                                   | 8 x 1.25: 2.2 m·kg                                  |
|  | 6 x 1.0: 1.0 m·kg                                   |
| Engine Mounting Bolts: Front, Upper Nut          | 10 x 1.25: 4.2 m·kg                                 |
|  | Lower Bolt  |
|  | 10 x 1.25: 4.2 m·kg                                 |
|  | Rear Nut  |
|  | 12 x 1.25: 7.0 m·kg                                 |
|  | Stay, Front   |
|  | 8 x 1.25: 2.0 m·kg                                  |

Ø = Does Not Apply To This Model

NA = Information Not Available

\*\*Using YICS Tool

\*Available From Yamaha Parts Distributors Inc.

\*For Diagnostic Use Only

### HC/CO SPECIFICATIONS WITH YICS TOOL INSTALLED

Max CO — 7% / Max HC — 500 ppm / Set CO — 4%

The Idle rpm should be 1200 rpm before the YICS tool is installed. When the YICS tool is installed, the Idle rpm will drop 50 ~ 100 rpm. The HC/CO specifications should be monitored at this lower Idle rpm (1100 ~ 1150 rpm).

# SERVICE DATA

|                              |              |            |
|------------------------------|--------------|------------|
| 141 MOTORCYCLE - 500 SECTION | DATE 11/5/82 | SA M83-040 |
|------------------------------|--------------|------------|

## XJ550RK 1983 SERVICE DATA

|   |                              |           |
|---|------------------------------|-----------|
| MODEL - GEN. LB. NUMBER                         | XJ550RK                      | 4U8       |
| Initial Engine Number / Frame Number            | 4U8-100101 / JYA4U8002       | JDA100101 |
| Fuel Type/Total Fuel Tank Capacity/Reserve Cap. | Regular / 14 Lit. / 3.5 Lit. |           |

|  |   |
|--|---|
| ENGINE TYPE                                    | 4-Stroke, DOHC, Parallel Four               |
| Bore/Stroke/Number Cylinders/Displacement      | 57mm / 51.5mm / 4 / 535cc                   |
| Compression Ratio/Compression Pressure Min~Max | 9.5:1 / 7.0 ~ 9.5 kg/cm <sup>2</sup>        |
| Piston Skirt Clearance New / Max               | 0.025 ~ 0.045mm / 0.10mm                    |
| Ring End Gap Top / 2nd / 3rd                   | 0.15 ~ 0.35mm / 0.15 ~ 0.35mm / 0.3 ~ 0.9mm |
| Valve Clearance (Cold) Intake / Exhaust        | 0.11 ~ 0.18mm / 0.16 ~ 0.20mm               |
| Oiling System                                  | Wet Sump                                    |
| Capacity: Dry                                  | 2900cc                                      |
| Oil and Filter Change                          | 2500cc                                      |
| Oil Change Only                                | 2200cc                                      |
| Lubricant: Temp. Above 5°C (40°F)              | Yamalube 4" or SAE 20W40 SE or SF           |
| Temp. Below 15°C (60°F)                        | SAE 10W30 SE or SF                          |
| Cooling System / Capacity                      | AI / 0                                      |
| Coculant Type / Mixing Ratio                   | 0 / 0                                       |

|                                   |   |
|-----------------------------------|---|
| APPROX. - Min Stroke / Color Code | 0 |
| Minimum Output @ 200 Cycles       | 0 |
| Maximum Output @ 200 Cycles       | 0 |

|  |   |
|--|---|
| CARBURETOR - Manufacturer / Type / I.D. Number | Mikuni / 8528 / 408-00                  |
| Main Jet / Pilot Jet                           | 112.5 / 35                              |
| Needle Jet / Jet Needle-Clip Position          | O-8 / 4GZ11 Fixed                       |
| Slide Cutaway                                  | 0                                       |
| Floater Level / Fuel Level                     | 30mm / 2.0 ± 1mm                        |
| Idle rpm                                       | 1200 rpm                                |
| Max CO* / Max HC* / Set CO (Using YCS Tool)    | 7% / 500 ppm / 4% (All Settings @ Idle) |

|  |   |
|--|---|
| SUSPENSION                                   |   |
| Front: Inner Tube Diameter                   | 0   |
| Oil Type / Level / Qty                       | 10 Wt. Fork Oil* / 0 / 230cc  |
| Gas Pressure Min ~ Max / Standard            | 0   |
| Spring Length Std                            | 508mm   |
| Rear: Gas Pressure Min ~ Max / Standard      | 0   |
| Minimum Brake Lining Thickness: Front / Rear | 0.8mm / 2.0mm   |
| Tire Size (Nominal Pressure): Front / Rear   | 3.00H19 (1.8 kg/cm <sup>2</sup> ) / 110-90H18 (2.0 kg/cm <sup>2</sup> ) |

|  |                           |
|--|---------------------------|
| TRANSMISSION - Oil Type / Qty Change / Qty Dry | See ENGINE Above          |
| Secondary Drive Type / Teeth / Chain           | Chain / 44-16 / 80HDS104L |
| Middle Gear Case Capacity                      | 0                         |
| Final Gear Case Capacity                       | 0                         |
| Gear Case Lubricant                            | 0                         |

PAGE 1 OF 2

|                              |              |            |
|------------------------------|--------------|------------|
| 141 MOTORCYCLE - 500 SECTION | DATE 11/5/82 | SA M83-040 |
|------------------------------|--------------|------------|

|  |                                    |
|--|------------------------------------|
| CHARGE SYSTEM                                    | AC Generator / 3-Phase / Full Wave |
| Battery: Model / Spec. No. Gravity / Charge Rate | 12N12A-4A (12V12Ah) / 1.28 / 1.2A  |
| Maximum Output                                   | 14V17A @ 8000 rpm                  |
| Field Coil Color Code / 0                        | 0m ~ 8m / 4.80 ± 10%               |
| Stator Coil Color Code / 0                       | WH ~ WH / 0.80 ± 10%               |
| Charge Coil Color Code / 0                       | 0                                  |

|  |  |
|--|--|
| IGNITION SYSTEM                                  | Transistor Controlled Ignition         |
| Ignition Timing                                  | 6° @ 1200 rpm Full Adv. 31° @ 3300 rpm |
| Spark Plug Type                                  | NGK D6EA or ND X24ES-U                 |
| Spark Plug Gap / Torque / Cap 0                  | 0.6 ~ 0.7mm / 2.0 m-tg / 10K0          |
| Point Gap / Condenser Capacitance                | 0                                      |
| Ignition Coil Test Gap / Primary 0 / Secondary 0 | 6mm / 2.50 ± 10% / 11K0 ± 20%          |
| Pulse Coil or Pic-up Coil Color Code / 0         | 0m ~ 8m, Grv ~ 8m / 1200 ± 20%         |
| Source Coil Color Code / 0                       | 0                                      |

|                                       |                               |
|---------------------------------------|-------------------------------|
| HEADLIGHT SYSTEM                      |                               |
| Headlight / Taillight / Signal Rating | 12V50-40W / 12V27-9W / 12V27W |
| Lighting Coil Color Code / 0          | 0                             |

|  |                |
|--|----------------|
| WHEELS                                 |                |
| Front Axle Nut                         | M14: 10.7 m-tg |
| Front Axle Holder Nut                  | M8: 2.0 m-tg   |
| R. & L. Axle Nut                       | M14: 10.7 m-tg |
| Rear Axle Pinch Bolt                   | 0              |
| Clutch Nut                             | M20: 7.0 m-tg  |
| Drain Plug                             | M14: 4.3 m-tg  |
| Flywheel Nut                           | 0              |
| Cylinder Head Cover                    | M6: 1.0 m-tg   |
| Cylinder Head                          | M8: 2.2 m-tg   |
| Engine Mounting Bolts: Front Upper Nut | M10: 4.2 m-tg  |
| Lower Bolt                             | M10: 4.2 m-tg  |
| Rear Nut                               | M12: 7.0 m-tg  |
| Front Stay                             | M8: 2.0 m-tg   |

0 = Does Not Apply To This Model  
NA = Information Not Available

\*Available From Yamaha Parts Distributors Inc.  
\*For Diagnostic Use Only

### SERVICE LITERATURE

| PUBLICATION          | PART NUMBER     | REMARKS  |
|----------------------|-----------------|--|
| Owner's Manual       | LIT-11626-03-85 | Same as XJ650RK. RJ<br>Supp to X3 XJ XV XZ / R7 Basic Assembly<br>Manual (03-85) |
| Service Manual       | LIT-11616-XJ-50 |  |
| Assembly Manual      | LIT-11666-03-85 |  |
| Consumer Information | LIT-11666-03-85 |  |