



YAMAHA

PARTS CATALOGUE FJ600L/LC MODEL YEAR 1984

FJ600L

A	Frame Serial No.	49A-000101 and following
B	Engine Serial No.	49A-000101 and following

FJ600LC

A	Frame Serial No.	51K-000101 and following
B	Engine Serial No.	51K-000101 and following

PUBLICATION	PART NUMBER	REMARKS
OWNER'S MANUAL	LIT- 11626-04-FJ	
SERVICE MANUAL	LIT- 11616-04-05	
ASSEMBLY MANUAL	LIT- 11666-04-05	
CONSUMER MANUAL	LIT- 11656-04-07	
LEAFLET	LIT- 11119-03-25	

FJ600L/LC

MODEL - IBM I.D. NUMBER	FJ600L - 49A
Initial Engine Number / Frame Number	See Page 2
Fuel Type / Total Fuel Tank Capacity / Reserve Cap.	Regular / 19.0 Lit / 2.5 Lit

ENGINE TYPE	4-Stroke, DOHC, Parallel Four
Bore / Stroke / Number Cylinders / Displacement	58.5mm / 55.7mm / 4 / 599cc
Compression Ratio/Compression Pressure Min~Max	10.0:1 / 10.0 ~ 11.5 kg/cm ²



FJ600N/NC MODEL YEAR 1985

FJ600N

A	Frame Serial No.	49A-007101 and following
B	Engine Serial No.	49A-007101 and following

FJ600NC

A	Frame Serial No.	51K-001101 and following
B	Engine Serial No.	51K-001101 and following

PUBLICATION	PART NUMBER	REMARKS
OWNER'S MANUAL	LIT-11626-04-52	
SERVICE MANUAL	LIT-11616-04-52	
ASSEMBLY MANUAL	LIT-11666-04-05	
CONSUMER MANUAL	LIT-11656-04-05	
LEAFLET	LIT-11119-03-52	

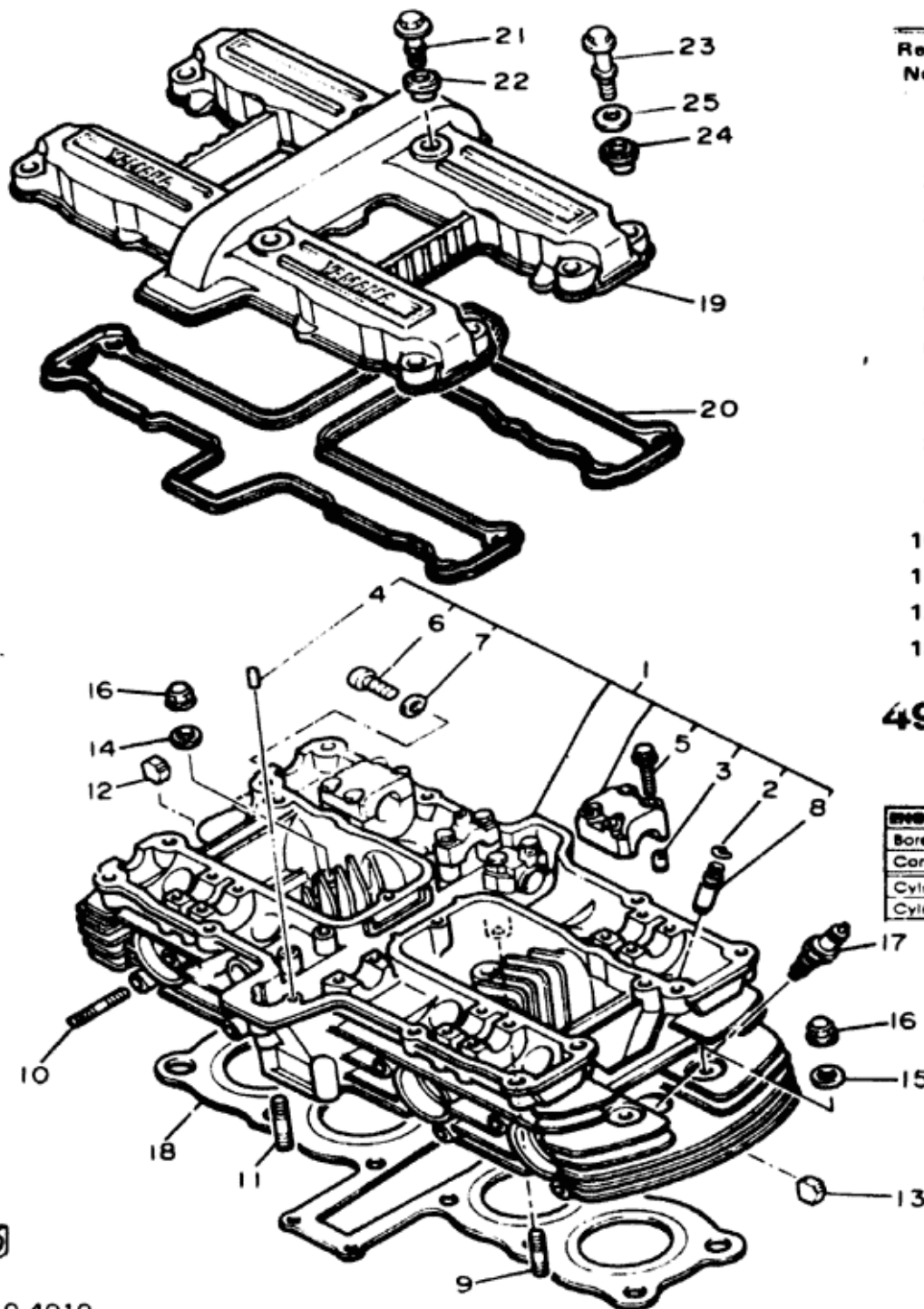
CYLINDER HEAD

Ref. No.	Part Number	Description	L LC	N NC	Remarks
1	49A-11101-00-00	CYLINDER HEAD ASS'Y.....	1	1	
2	93440-10085-00	CIRCLIP.....	8	8	
3	99510-08016-00	PIN, dowel (91810-18016).....	12	12	
4	93604-14012-00	PIN, dowel.....	1	1	
5	90105-06153-00	BOLT, washer based	24	24	
6	90153-06045-00	SCREW, hexagon (90153-06029).....	1	1	
7	90430-06014-00	GASKET.....	1	1	
8	4G0-11133-10-00	GUIDE, intake valve (1st O/S).....	8	8	
9	95621-06618-00	BOLT, stud.....	2	2	
10	90116-06437-00	BOLT, stud.....	8	8	
11	95611-06630-00	BOLT, stud.....	2	2	
12	434-11161-00-00	ABSORBER 1.....	8	8	
13	4H7-11161-00-00	ABSORBER 1.....	14	14	

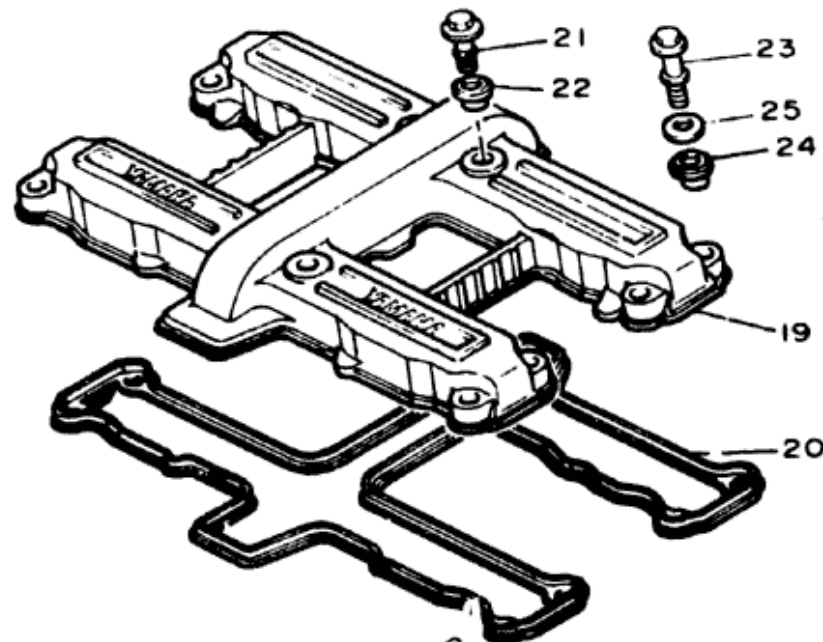
49A-W0001-00-XX TOP END GASKET KIT. See Grid H-1 For Component Parts.

FJ600L/LC-FJ600N/NC

ENGINE TYPE	4-Stroke, DOHC, Parallel Four
Bore · Stroke · Number Cylinders · Displacement	58.5mm · 55.7mm · 4 · 599cc
Compression Ratio · Compression Pressure Min~Max	10.0:1 · 10.0 ~ 11.5 kg/cm ² (142 ~ 163 psi)
Cylinder Head Cover	M6: 1.0 m·kg (7.23 ft·lbs)
Cylinder Head	M8: 2.2 m·kg (15.9 ft·lbs)



CYLINDER HEAD

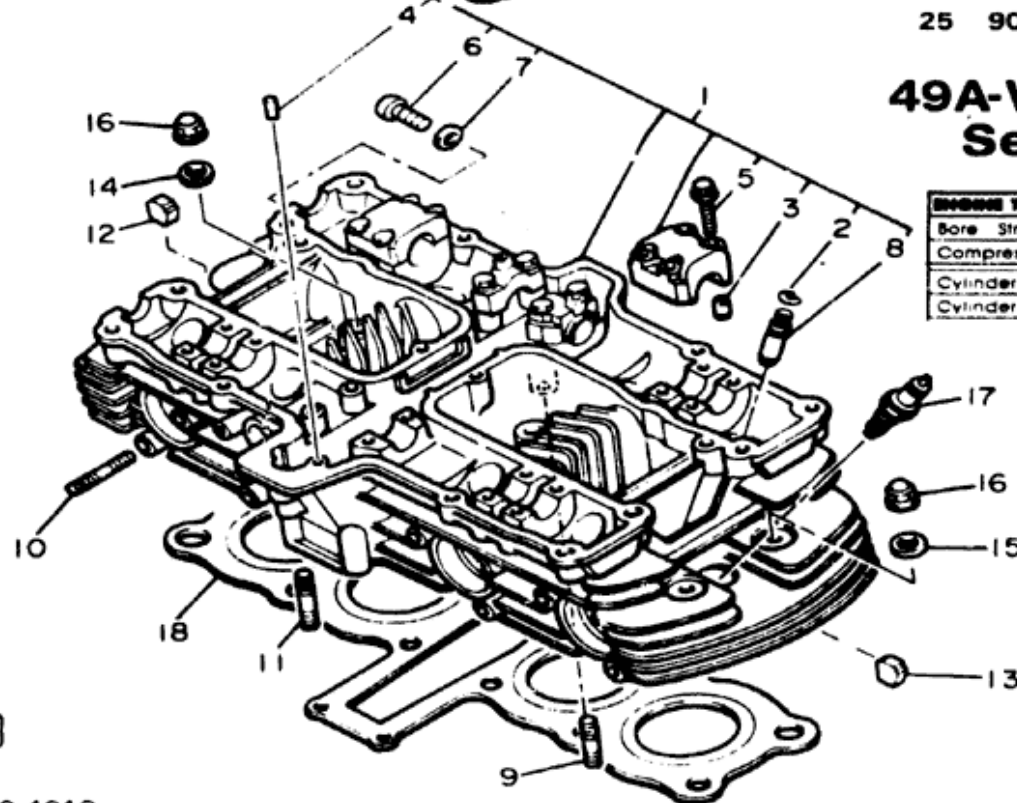


Ref. No.	Part Number	Description	L LC	N NC	Remarks
14	90201-094G1-00	WASHER, plate	10	10	
15	90201-08809-00	WASHER, plate	2	2	
16	90176-08026-00	NUT, crown.	12	12	
17	NGK-D8EA0-00-00	PLUG, spark (94701-00157)	4	4	U.R.
18	49A-11181-00-00	GASKET, cylinder head 1	1	1	
19	49A-11191-00-00	COVER, cylinder head 1	1	1	
20	4G0-11193-00-00	GASKET, head cover 1	1	1	
21	90109-063A5-00	BOLT	4	4	
22	4G0-1111G-00-00	RUBBER, mount 1	4	4	
23	90109-063A4-00	BOLT	8	8	
24	90480-11287-00	GROMMET	8	8	
25	90209-10261-00	WASHER.	8	8	

49A-W0001-00-XX TOP END GASKET KIT. See Grid H-1 For Component Parts.

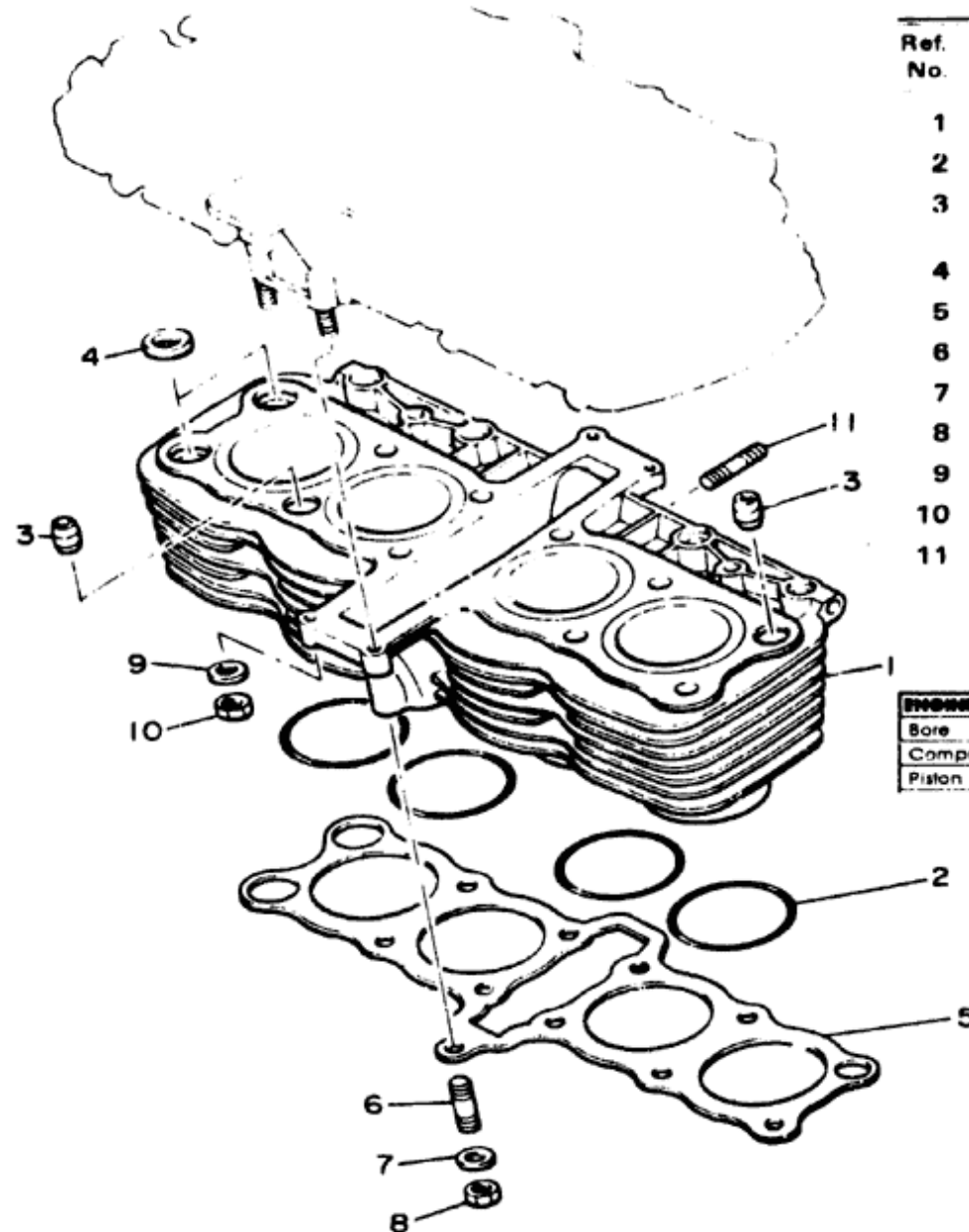
FJ600L/LC · FJ600N/NC

ENGINE TYPE				4-Stroke, DOHC, Parallel Four	
Bore	Stroke	Number Cylinders	Displacement	58.8mm	55.7mm 4 : 599cc
Compression Ratio	Compression Pressure	Min~Max		10.0:1	10.0 ~ 11.5 kg/cm ² (142 ~ 163 psi)
Cylinder Head Cover				Mo. 1.0 m·kg (7.23 ft·lbs)	
Cylinder Head				M8 2.2 m·kg (15.9 ft·lbs)	



49A110-4010

CYLINDER



Ref. No.	Part Number	Description	L LC	N NC	Remarks
1	49A-11310-01-00	CYLINDER	1	1	
2	93210-63442-00	O-RING	4	4	
3	99530-14016-00	PIN, dowel (91830-24016)	2	2	
4	90430-14131-00	GASKET,	2	2	
5	49A-11351-00-00	GASKET, cylinder....	1	1	
6	95621-08330-00	BOLT, stud	1	1	
7	90201-084G3-00	WASHER, plate	1	1	
8	95311-08600-00	NUT	1	1	
9	90201-061A5-00	WASHER, plate	4	4	
10	95311-06600-00	NUT	4	4	
11	90116-06351-00	BOLT, stud	1	1	

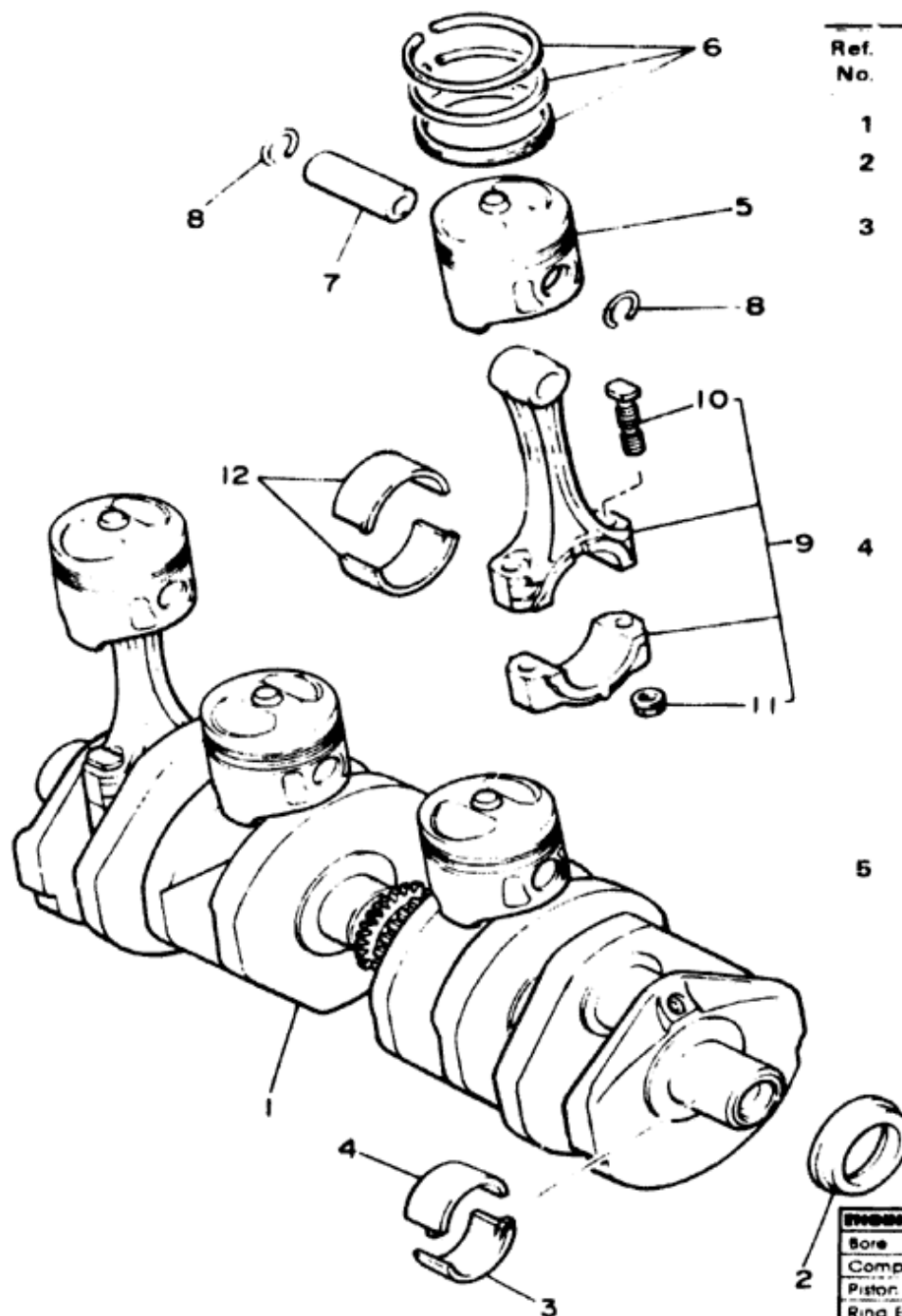
FJ600L/LC-FJ600N/NC

ENGINE TYPE	4-Stroke, DOHC, Parallel Four		
Bore	Stroke	Number Cylinders	Displacement
58.5mm	55.7mm	4	599cc
Compression Ratio	Compression Pressure Min~Max		
10.0:1	10.0 ~ 11.5 kg/cm ² (142 ~ 163 psi)		
Piston Skirt Clearance	New	Max	
	0.025 ~ 0.045mm	0.10mm	



49A110-4020

CRANKSHAFT - PISTON



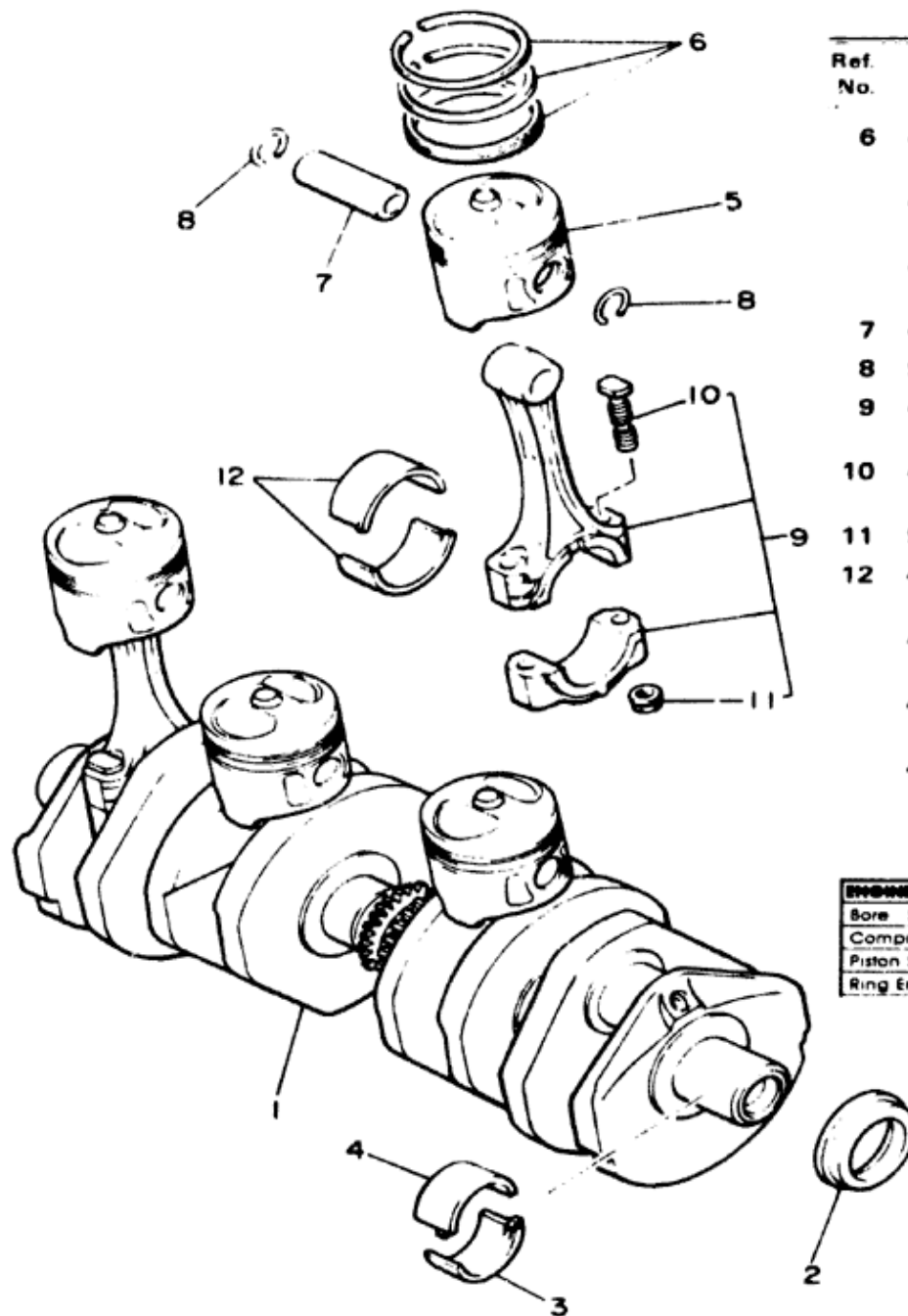
Ref. No.	Part Number	Description	L LC	N NC	Remarks
1	49A-11411-01-00	CRANKSHAFT	1	1	
2	4H7-15389-10-00	OIL SEAL (93101-32088)	1	1	
3	49A-11416-00-00	PLANE BEARING, crankshaft 1	5	5	U.R. Blue
	49A-11416-10-00	PLANE BEARING, crankshaft 1	5	5	U.R. Black
	49A-11416-20-00	PLANE BEARING, crankshaft 1	5	5	U.R. Brown
	49A-11416-30-00	PLANE BEARING, crankshaft 1	5	5	U.R. Green
	49A-11416-40-00	PLANE BEARING, crankshaft 1	5	5	U.R. Yellow
4	49A-11418-00-00	PLANE BEARING, crankshaft 3	5	5	U.R. Blue
	49A-11418-10-00	PLANE BEARING, crankshaft 3	5	5	U.R. Black
	49A-11418-20-00	PLANE BEARING, crankshaft 3	5	5	U.R. Brown
	49A-11418-30-00	PLANE BEARING, crankshaft 3	5	5	U.R. Green
	49A-11418-40-00	PLANE BEARING, crankshaft 3	5	5	U.R. Yellow
5	49A-11631-00-00	PISTON (STD)	4	4	U.R.
	49A-11636-00-00	PISTON (0.50MM O/S)	4	4	Alt. Part
	49A-11638-00-00	PISTON (1.00MM O/S)	4	4	Alt. Part

FJ600L/LC-FJ600N/NC

ENGINE TYPE		4-Stroke, DOHC, Parallel Four	
Bore	Stroke	Number Cylinders	Displacement
58.5mm	55.7mm	4	599cc
Compression Ratio	Compression Pressure	Min./Max.	
10.0:1	10.0 ~ 11.5 kg/cm ²		(142 ~ 163 psi)
Piston Skirt Clearance	New	Max	
	0.025 ~ 0.045mm	0.10mm	
Ring End	1st Top	2nd	3rd
	0.15 ~ 0.30mm	0.15 ~ 0.30mm	0.20 ~ 0.70mm



CRANKSHAFT - PISTON



Ref. No.	Part Number	Description	L LC	N NC	Remarks
6	49A-11610-00-00	PISTON RING SET (STD)	4	4	U.R.
	49A-11610-20-00	PISTON RING SET (2nd O/S)	4	4	Alt. Part
	49A-11610-40-00	PISTON RING SET (4th O/S)	4	4	Alt. Part
7	49A-11633-00-00	PIN, piston	4	4	
8	93450-16068-00	CIRCLIP	8	8	
9	49A-Y1165-00-00	CONNECTING ROD ASS'Y.	4	4	
10	4H7-11654-00-00	BOLT, connecting rod	2	2	
11	90179-07307-00	NUT	2	2	
12	49A-11656-00-00	PLANE BEARING, connecting rod	8	8	U.R. Blue
	49A-11656-10-00	PLANE BEARING, connecting rod	8	8	U.R. Black
	49A-11656-20-00	PLANE BEARING, connecting rod	8	8	U.R. Brown
	49A-11656-30-00	PLANE BEARING, connecting rod	8	8	U.R. Green

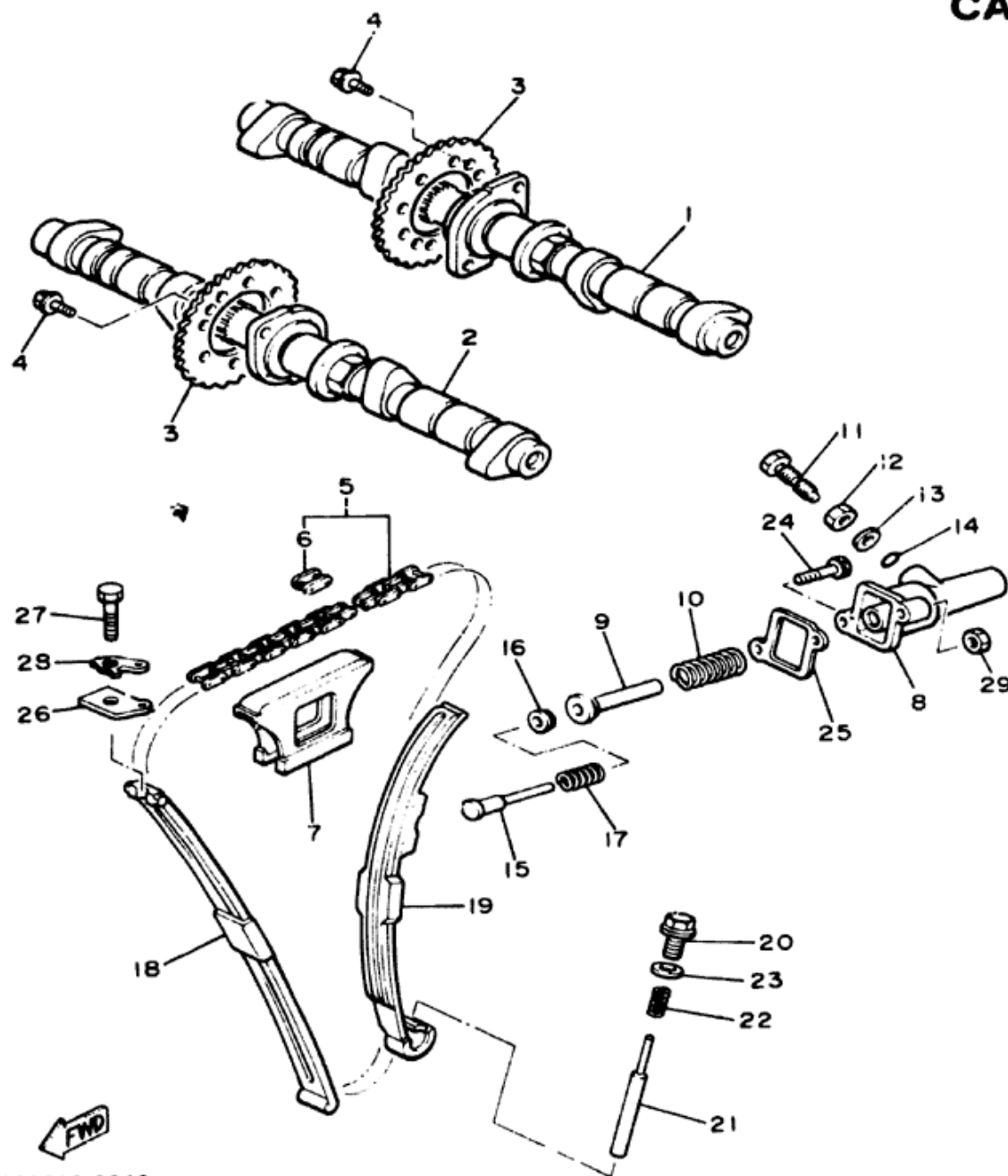
FJ600L/LC-FJ600N/NC

ENGINE TYPE				4-Stroke, DOHC, Parallel Four			
Bore	Stroke	Number Cylinders	Displacement	58.5mm	55.7mm	4	599cc
Compression Ratio	Compression Pressure	Min~Max		10.0:1	10.0 ~ 11.5 kg/cm ²	(142 ~ 163 psi)	
Piston Skirt Clearance	New	Max		0.025 ~ 0.045mm	0.10mm		
Ring End Gap	Top	2nd	3rd	0.15 ~ 0.30mm	0.15 ~ 0.30mm	0.20 ~ 0.70mm	



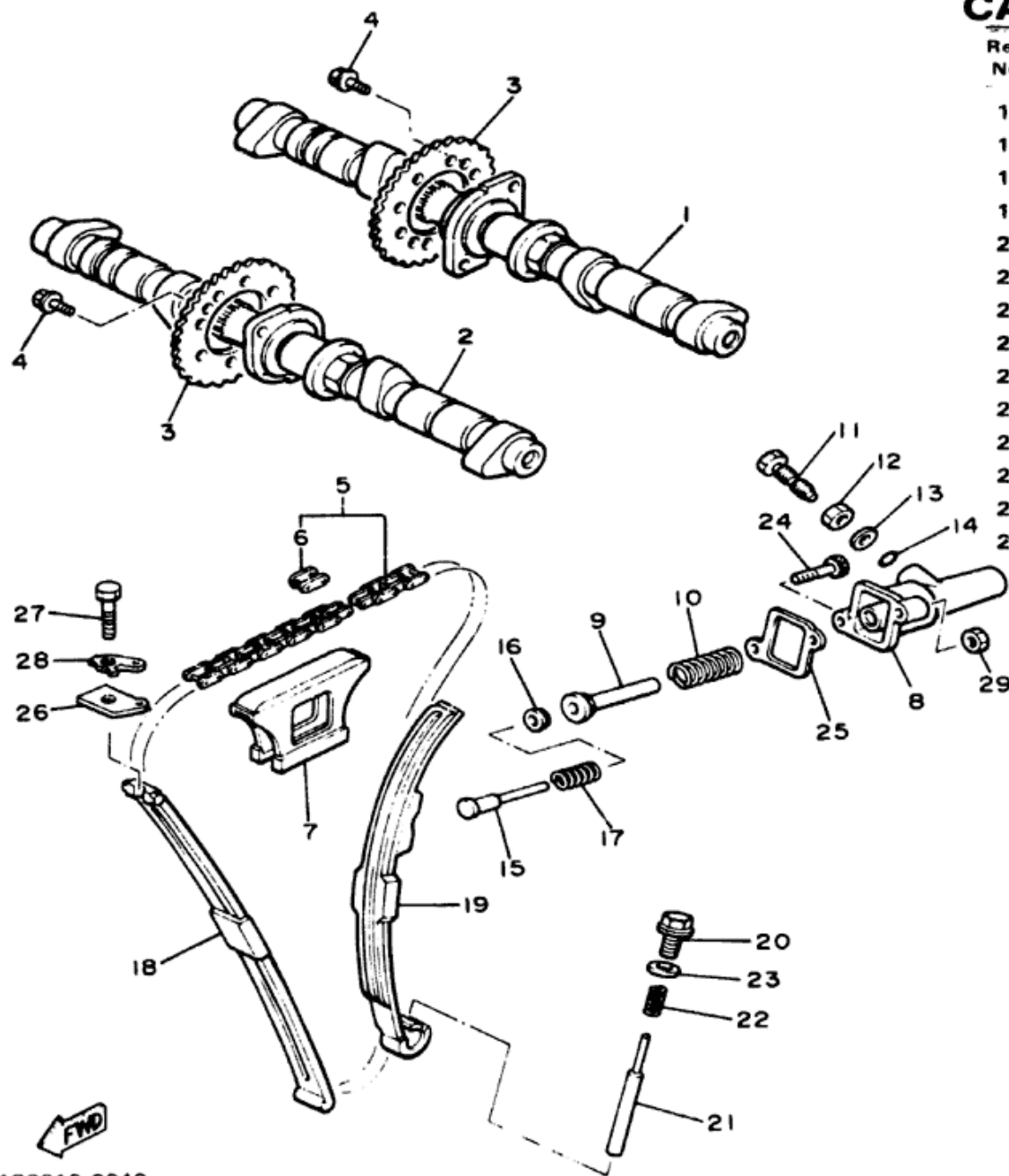
49A110-4030

CAMSHAFT - CHAIN



Ref. No.	Part Number	Description	L LC	N NC	Remarks
1	49A-12171-00-00	CAMSHAFT 1.....	1	1	
2	49A-12181-00-00	CAMSHAFT 2.....	1	1	
3	4G0-12176-01-00	SPROCKET, cam chain	2	2	
4	90105-07342-00	BOLT, washer based	4	4	
5	94580-37114-00	CHAIN (DID219FTS 114L)	1	1	
6	94680-37021-00	JOINT, chain	1	1	
7	4H7-12241-00-00	GUIDE, stopper 2....	1	1	
8	4V8-12212-00-00	CASE, chain tensioner	1	1	
9	4G0-12217-01-00	ROD, chain tensioner	1	1	
10	90501-16616-00	SPRING, compression	1	1	
11	90109-08442-00	BOLT	1	1	
12	95301-08700-00	NUT	1	1	
13	92990-06200-00	WASHER, plain (92903-06200)	1	1	
14	93210-06632-00	O-RING (93210-06001)	1	1	
15	4G0-12227-00-00	ROD, chain tensioner 2	1	1	

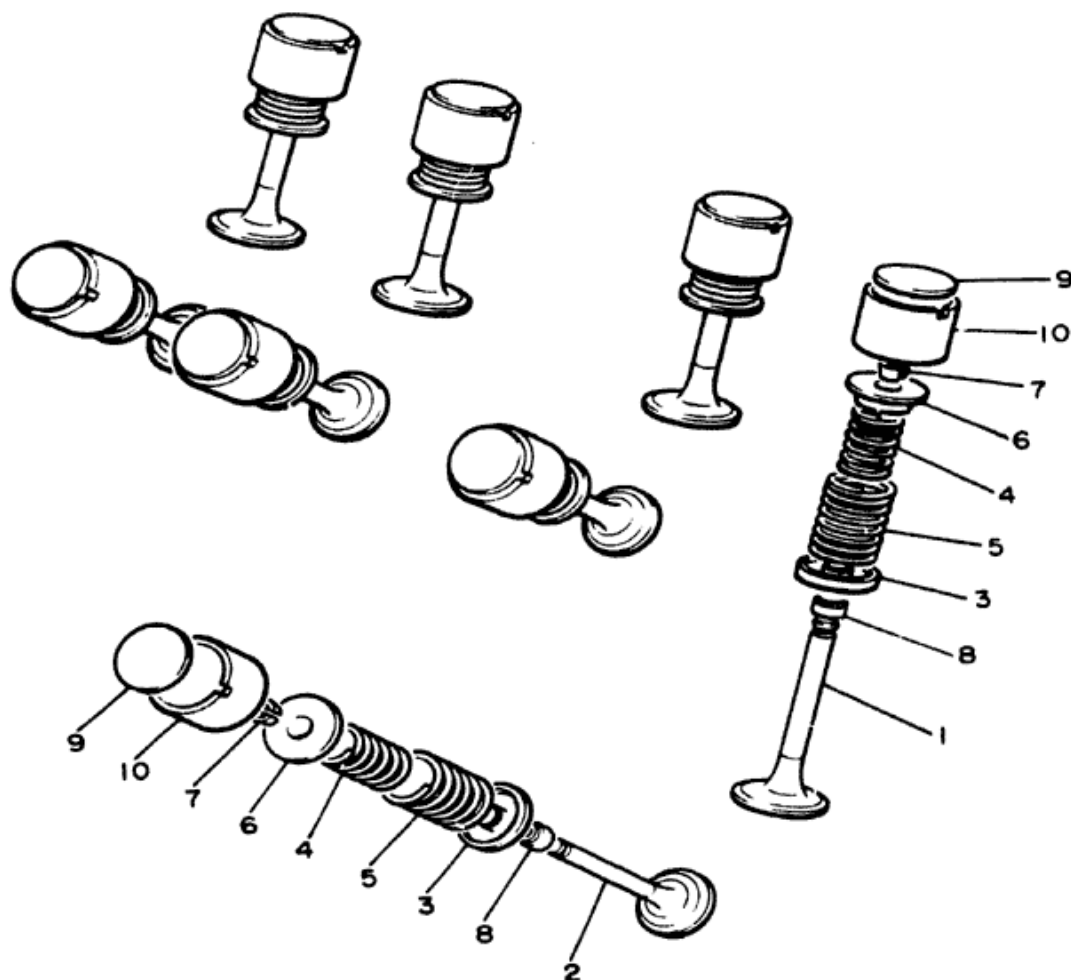
4G0010-0040



4G0010-0040

CAMSHAFT - CHAIN

Ref. No	Part Number	Description	L LC	N NC	Remarks
16	4G0-12232-00-00	DAMPER.....	1	1	
17	90501-13615-00	SPRING, compression	1	1	
18	4G0-12251-00-00	DAMPER, chain 1 ...	1	1	
19	4G0-12252-01-00	DAMPER, chain 2 ...	1	1	
20	90340-10061-00	PLUG, straight screw	1	1	
21	90249-04184-00	PIN.....	1	1	
22	90501-15603-00	SPRING, compression	1	1	
23	90201-10118-00	WASHER, plate	1	1	
24	91311-06025-00	BOLT	1	1	
25	4G0-12213-00-00	GASKET, tensioner case	1	1	
26	90209-06201-00	WASHER.....	1	1	
27	97301-06035-00	BOLT	1	1	
28	90215-06177-00	WASHER, lock.....	1	1	
29	90179-06333-00	NUT.....	1	1	



VALVE

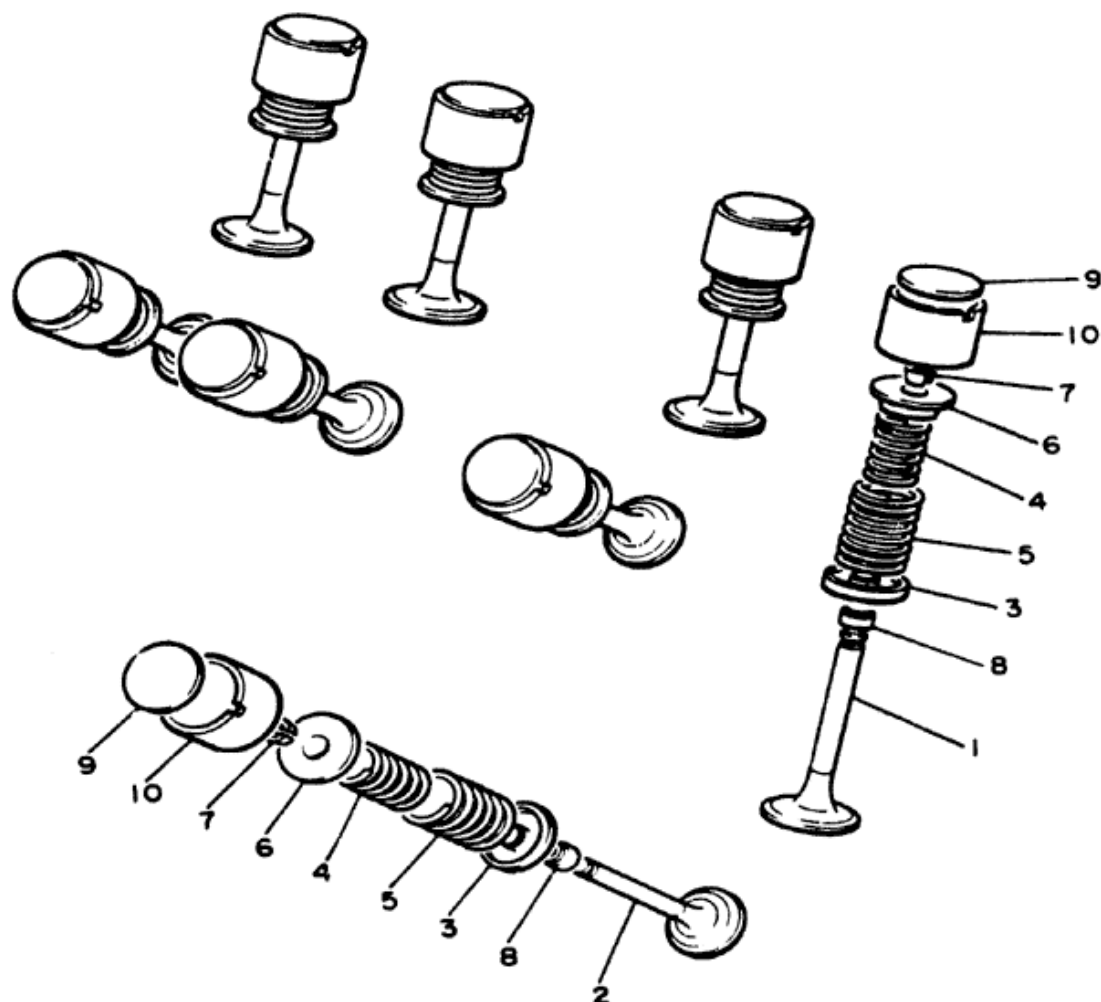
Ref. No.	Part Number	Description	L LC	N NC	Remarks
1	49A-12111-00-00	VALVE, intake.	4	4	
2	49A-12121-00-00	VALVE, exhaust	4	4	
3	4G0-12116-01-00	SEAT, valve spring. . .	8	8	
4	4G0-12113-00-00	SPRING, valve inner	8	8	
5	4G0-12114-00-00	SPRING, valve outer	8	8	
6	4G0-12117-00-00	RETAINER, valve spring	8	8	
7	4G0-12118-00-00	COTTER, valve	16	16	
8	5H0-12119-00-00	SEAL, valve stem (4G0-12119-00)	8	8	
9	1J7-12169-01-00	PAD, adjusting (2.00)	8	8	U. R.
	1J7-12169-11-00	PAD, adjusting (2.05)	8	8	U. R.
	1J7-12169-21-00	PAD, adjusting (2.10)	8	8	U. R.
	1J7-12169-31-00	PAD, adjusting (2.15)	8	8	U. R.
	1J7-12169-41-00	PAD, adjusting (2.20)	8	8	U. R.
	1J7-12169-51-00	PAD, adjusting (2.25)	8	8	U. R.
	1J7-12169-61-00	PAD, adjusting (2.30)	8	8	U. R.
	1J7-12169-71-00	PAD, adjusting (2.35)	8	8	U. R.
	1J7-12169-81-00	PAD, adjusting (2.40)	8	8	U. R.
	1J7-12169-91-00	PAD, adjusting (2.45)	8	8	U. R.

FJ600L/LC-FJ600N/NC

Valve Clearance (Cold)	Intake	Exhaust	0.11 ~ 0.15mm	0.16 ~ 0.20mm
------------------------	--------	---------	---------------	---------------



4G0010-0050



VALVE

Ref. No.	Part Number	Description	L LC	N NC	Remarks
9	1J7-12169-A1-00	PAD, adjusting (2.50)	8	8	U.R.
	1J7-12169-E1-00	PAD, adjusting (2.55)	8	8	U.R.
	1J7-12169-F1-00	PAD, adjusting (2.60)	8	8	U.R.
	1J7-12169-G1-00	PAD, adjusting (2.65)	8	8	U.R.
	1J7-12169-H1-00	PAD, adjusting (2.70)	8	8	U.R.
	1J7-12169-J1-00	PAD, adjusting (2.75)	8	8	U.R.
	1J7-12169-K1-00	PAD, adjusting (2.80)	8	8	U.R.
	1J7-12169-L1-00	PAD, adjusting (2.85)	8	8	U.R.
	1J7-12169-M1-00	PAD, adjusting (2.90)	8	8	U.R.
	1J7-12169-N1-00	PAD, adjusting (2.95)	8	8	U.R.
	1J7-12169-R1-00	PAD, adjusting (3.00)	8	8	U.R.
	1J7-12169-T1-00	PAD, adjusting (3.05)	8	8	U.R.
	1J7-12169-U1-00	PAD, adjusting (3.10)	8	8	U.R.
	1J7-12169-V1-00	PAD, adjusting (3.15)	8	8	U.R.
	1J7-12169-W1-00	PAD, adjusting (3.20)	8	8	U.R.
10	31A-12153-00-00	LIFTER, valve	8	8	

FJ600L/LC-FJ600N/NC

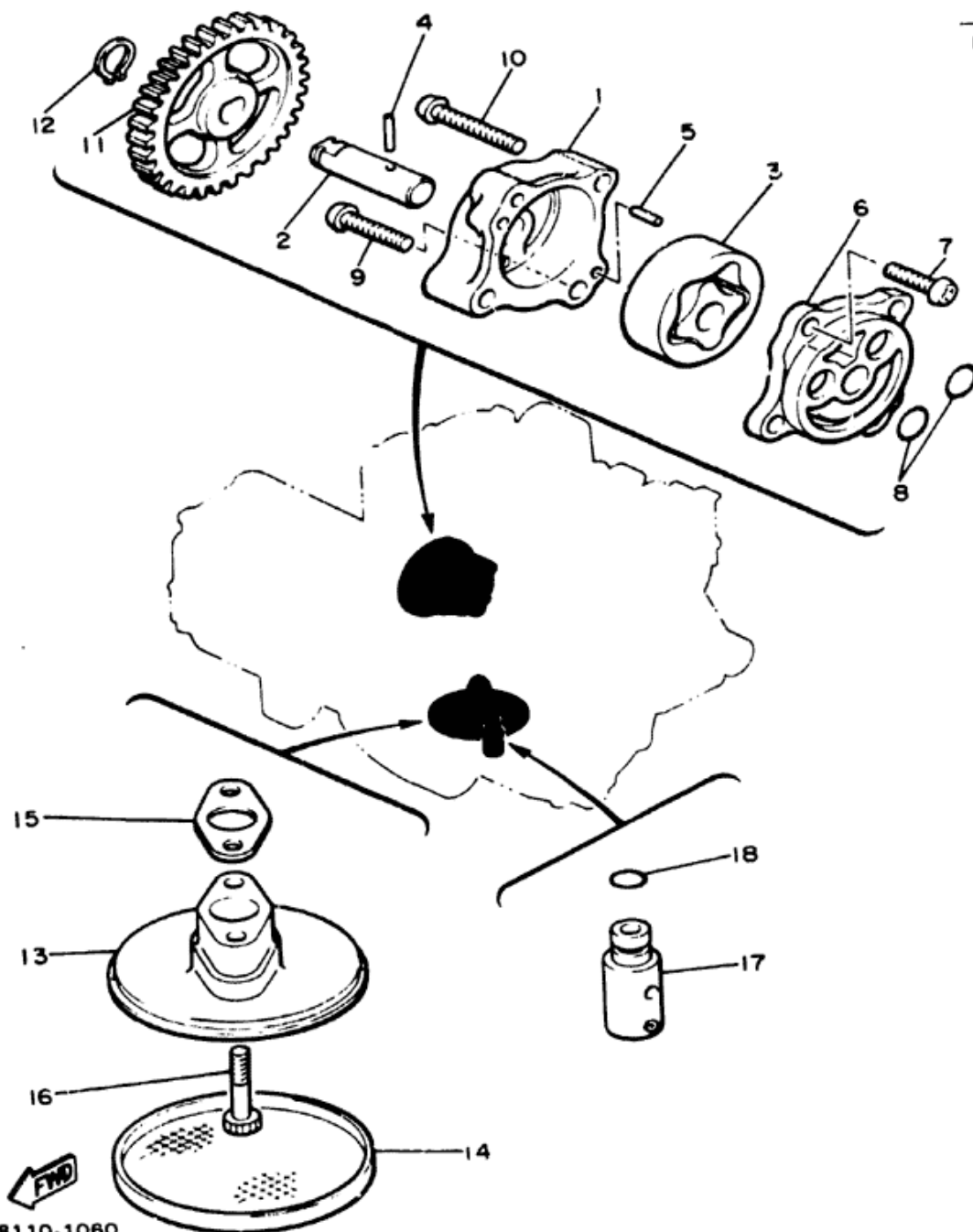
Valve Clearance (Cold) Intake Exhaust 0.11 ~ 0.15mm 0.16 ~ 0.20mm



4G0010-0050

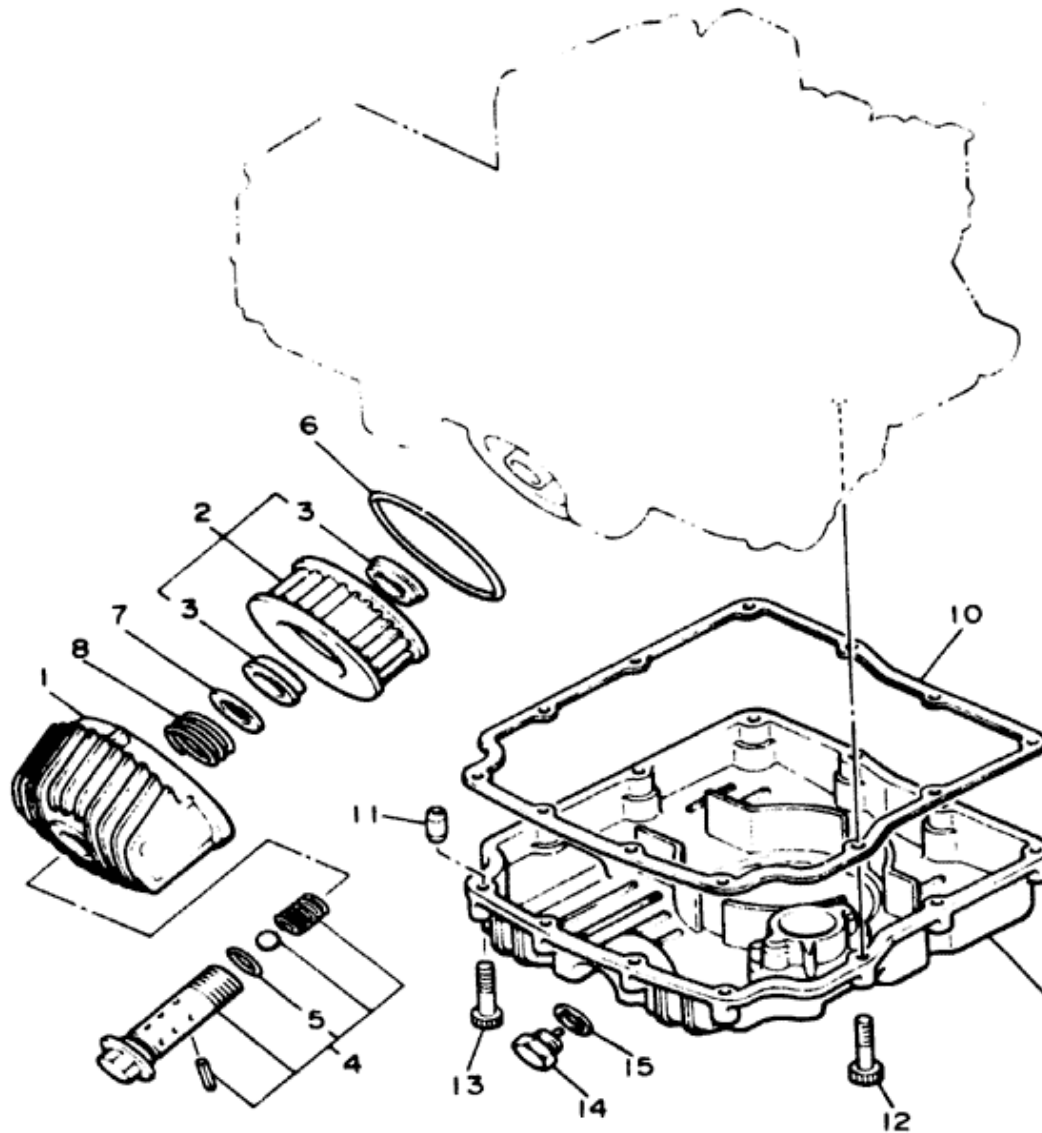
OIL PUMP

Ref. No.	Part Number	Description	L LC	N NC	Remarks
1	33M-13336-00-00	HOUSING, rotor.....	1	1	
2	33M-13314-00-00	SHAFT, pump.....	1	1	
3	4H7-13310-00-00	ROTOR ASS'Y 1.....	1	1	
4	93603-17070-00	PIN, dowel.....	1	1	
5	93603-07073-00	PIN, dowel.....	2	2	
6	4G0-13316-00-00	COVER, pump.....	1	1	
7	92501-06014-00	SCREW, pan head...	1	1	
8	93210-13361-00	O-RING.....	2	2	
9	92501-06025-00	SCREW, pan head...	1	1	
10	92501-06035-00	SCREW, pan head...	2	2	
11	4G0-13325-00-00	GEAR, driven(43T)...	1	1	
12	99009-11400-00	CIRCLIP (93410-11002).....	1	1	
13	4G0-13412-00-00	HOUSING, strainer	1	1	
14	4H7-13411-02-00	STRAINER, oil.....	1	1	
15	4G0-13415-00-00	SEAL, oil strainer...	1	1	
16	91316-06030-00	BOLT.....	2	2	
17	4G0-13490-01-00	RELIEF VALVE ASS'Y	1	1	
18	93210-10096-00	O-RING.....	1	1	



4U8110-1060

OIL FILTER



Ref. No.	Part Number	Description	L LC	N NC	Remarks
1	4K0-13447-00-00	COVER, oil element	1	1	
2	1L9-13440-91-00	ELEMENT ASS'Y, oil cleaner.....	1	1	
3	90480-23193-00	GROMMET	2	2	
4	1L9-13340-01-00	BY-PASS VALVE ASS'Y.....	1	1	
5	93210-16325-00	O-RING.....	1	1	
6	93210-88324-00	O-RING	1	1	
7	90201-21608-00	WASHER, plate	1	1	
8	90501-20422-00	SPRING, compression	1	1	
9	4G0-13417-02-00	COVER, strainer (4G0-13417-03)	1	1	
10	4G0-13414-01-00	GASKET, strainer cover	1	1	
11	99510-08016-00	PIV, dowel (91810-18016)	2	2	
12	91316-06030-00	BOLT	10	10	
13	91316-06040-00	BOLT	2	2	
14	4X7-13455-00-00	PLUG.....	1	1	
15	214-11198-01-00	GASKET.....	1	1	

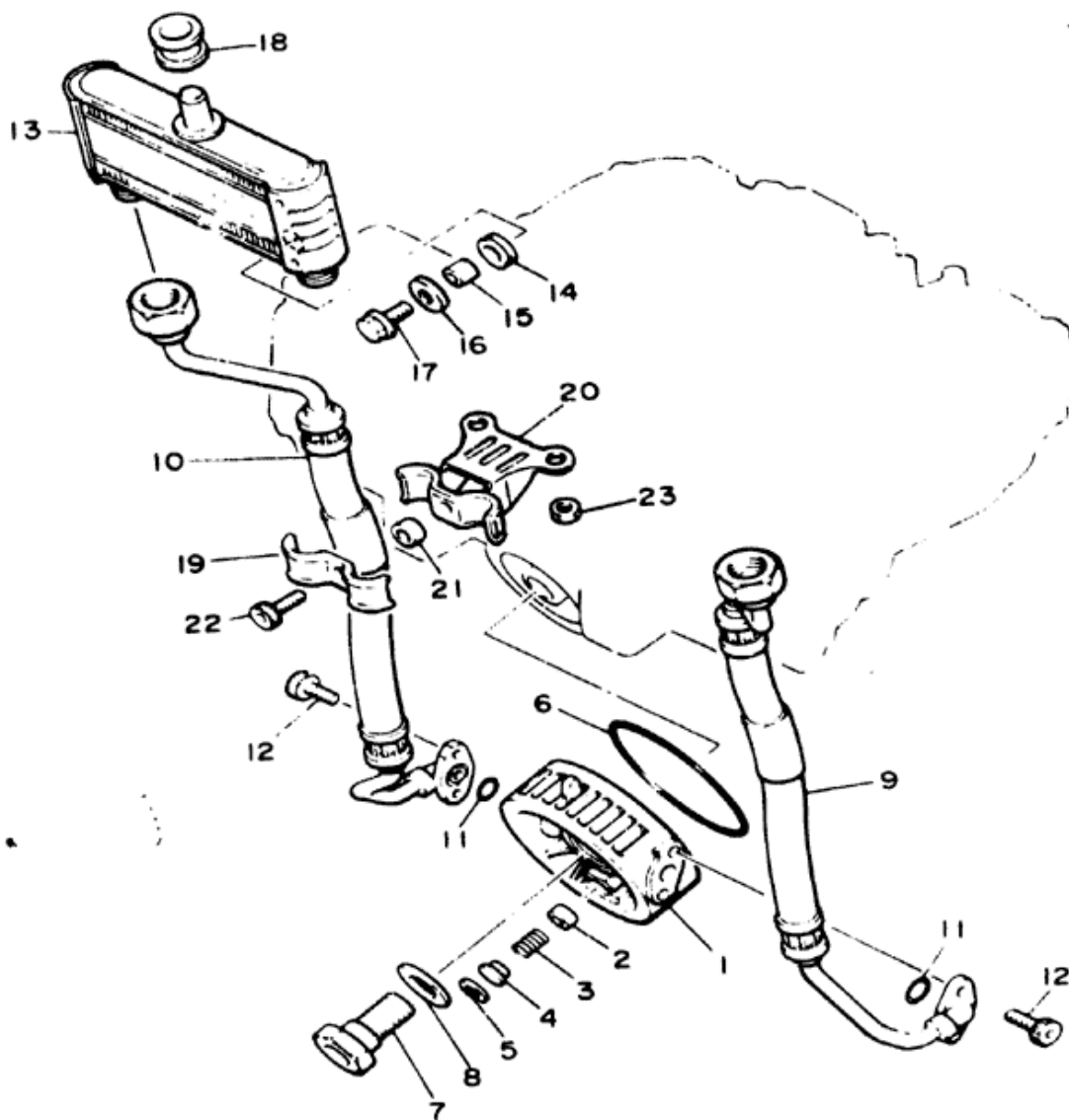
FJ600L/LC-FJ600N/NC

Oiling System	Wet Sump
Capacity Dry	3000cc (3.2 qts)
Oil & Filter Change	Oil Change Only
Oil Filter Part Number	1L9-13440-91-00
Lubricant Temp Above 5°C (40°F)	Yamalube 4" or SAE 20W40 SE or SF
Temp Below 15°C (60°F)	SAE 10W30 SE or SF



49A110-4080

OIL COOLER

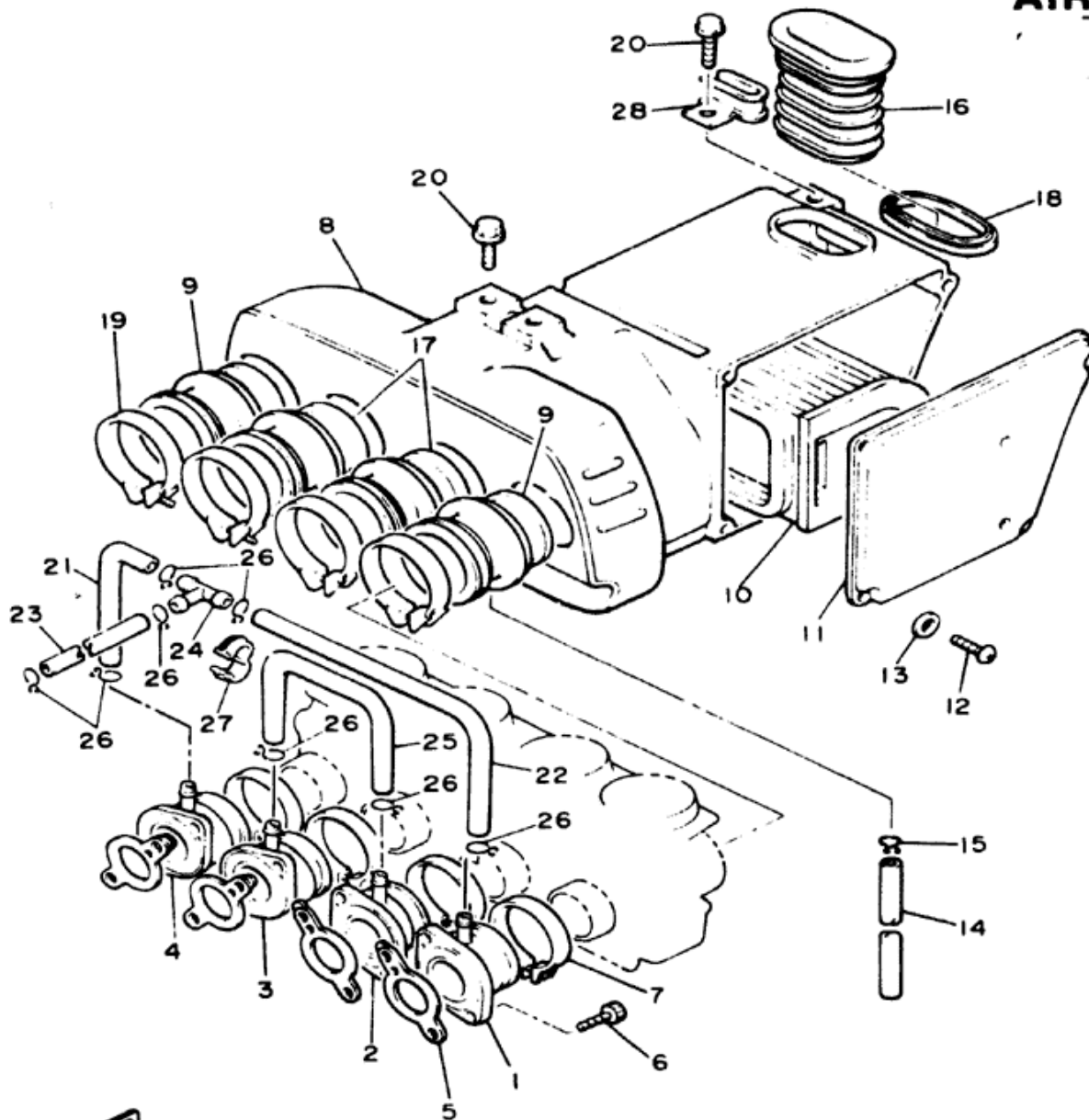


Ref. No.	Part Number	Description	L LC	N NC	Remarks
1	4K0-13461-00-00	PLATE, adaptor.....	1	1	
2	2H9-13493-00-00	PLUNGER.....	1	1	
3	90501-12413-00	SPRING, compression	1	1	
4	90209-06173-00	WASHER.....	1	1	
5	99009-17500-00	CIRCLIP (93420-17046).....	1	1	
6	93210-88324-00	O-RING.....	1	1	
7	90401-20089-00	BOLT, union.....	1	1	
8	90201-25526-00	WASHER, plate (T2.0)	1	1	
9	49A-13464-00-00	HOSE, oil 1.....	1	1	
10	49A-13465-00-00	HOSE, oil 2.....	1	1	
11	93210-10197-00	O-RING.....	2	2	
12	91316-06016-00	BOLT.....	4	4	
13	49A-13470-00-00	OIL COOLER ASS'Y	1	1	
14	90480-15235-00	GROMMET.....	2	2	
15	90387-060A7-00	COLLAR.....	2	2	
16	90209-06174-00	WASHER.....	2	2	
17	95826-06020-00	BOLT, flange.....	2	2	
18	90480-16284-00	GROMMET.....	1	1	
19	90462-10066-00	CLAMP.....	1	1	
20	90462-12140-00	CLAMP.....	1	1	
21	90387-07038-00	COLLAR.....	1	1	
22	91316-06025-00	BOLT.....	1	1	
23	95311-06600-00	NUT.....	2	2	



49A110-4070

AIR CLEANER

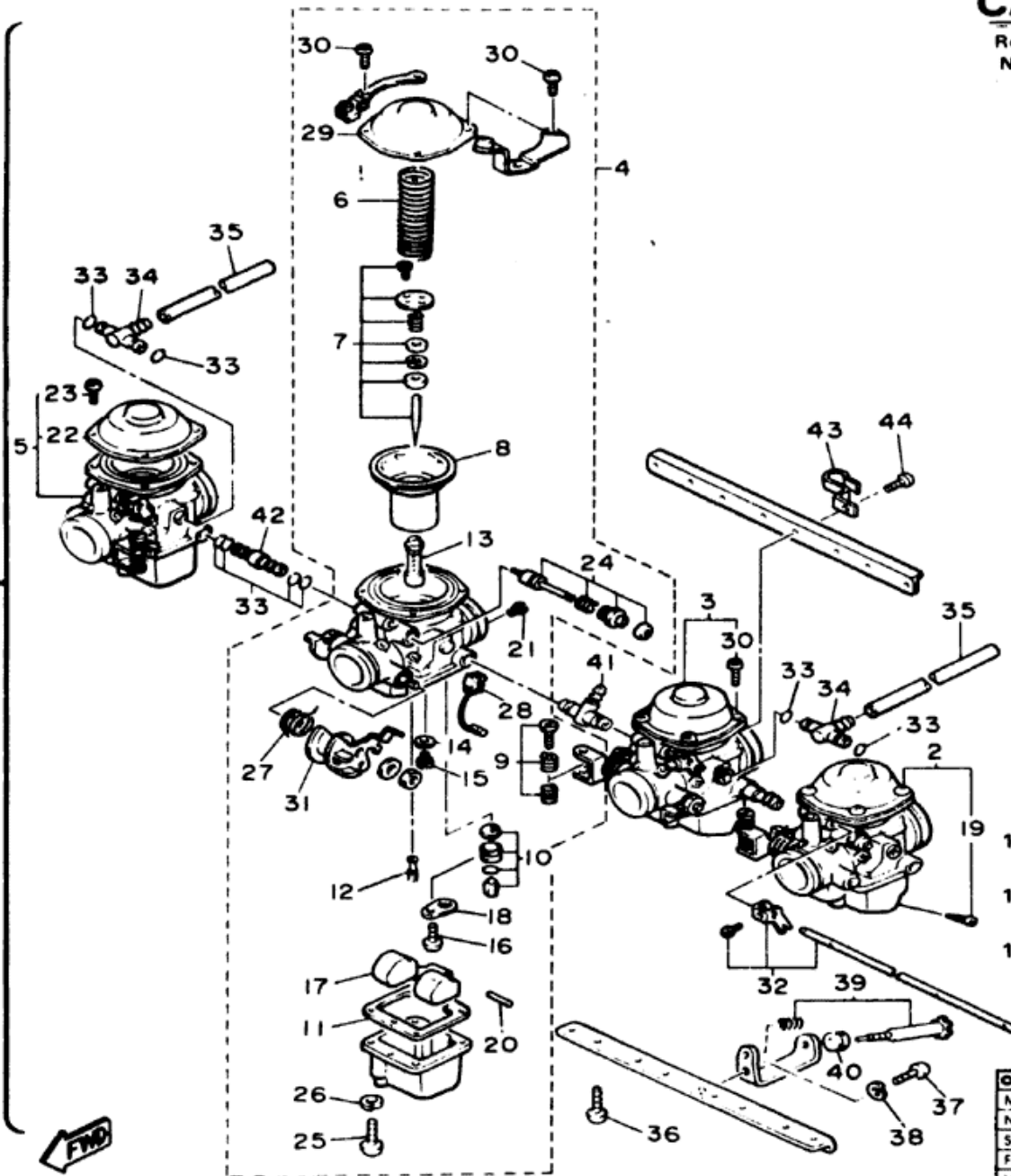


Ref. No.	Part Number	Description	L LC	N NC	Remarks
1	49A-13586-00-00	JOINT, carburetor 1	1	1	
2	49A-13596-00-00	JOINT, carburetor 2	1	1	
3	49A-13597-00-00	JOINT, carburetor 3	1	1	
4	49A-13598-00-00	JOINT, carburetor 4	1	1	
5	49A-13556-00-00	GASKET, manifold ...	4	4	
6	91316-06020-00	BOLT	8	8	
7	90460-49248-00	CLAMP, hose	4	4	
8	49A-14401-00-00	AIR CLEANER CASE ASS'Y.....	1	1	
9	49A-14453-00-00	JOINT, air cleaner 1	2	2	
10	33M-14451-00-00	ELEMENT, air cleaner	1	1	
11	33M-14412-01-00	CAP, cleaner case 1	1	1	
12	98506-05025-00	SCREW, pan head ...	4	4	
13	92906-05600-00	WASHER, plate	4	4	
14	90446-11021-00	HOSE.....	1	1	
15	90467-09006-00	CLIP.....	1	1	
16	49A-14437-00-00	DUCT.....	1	1	
17	49A-14463-00-00	JOINT, air cleaner 2	2	2	
18	49A-1468T-00-00	REINFORCEMENT 8	1	1	
19	90460-58015-00	CLAMP, hose (90460-58124)	4	4	
20	90119-06029-00	BOLT, w/washer.....	3	3	
21	33M-13545-00-00	HOSE 1	1	1	
22	33M-13546-00-00	HOSE 2	1	1	
23	90445-09578-00	HOSE.....	1	1	
24	90413-05014-00	WAY 3	1	1	
25	33M-13547-00-00	HOSE 3	1	1	
26	90467-08075-00	CLIP.....	8	8	
27	90468-15139-00	CLIP.....	1	1	
28	90462-10081-00	CLAMP	1	1	



49A110-4090

CARBURETOR

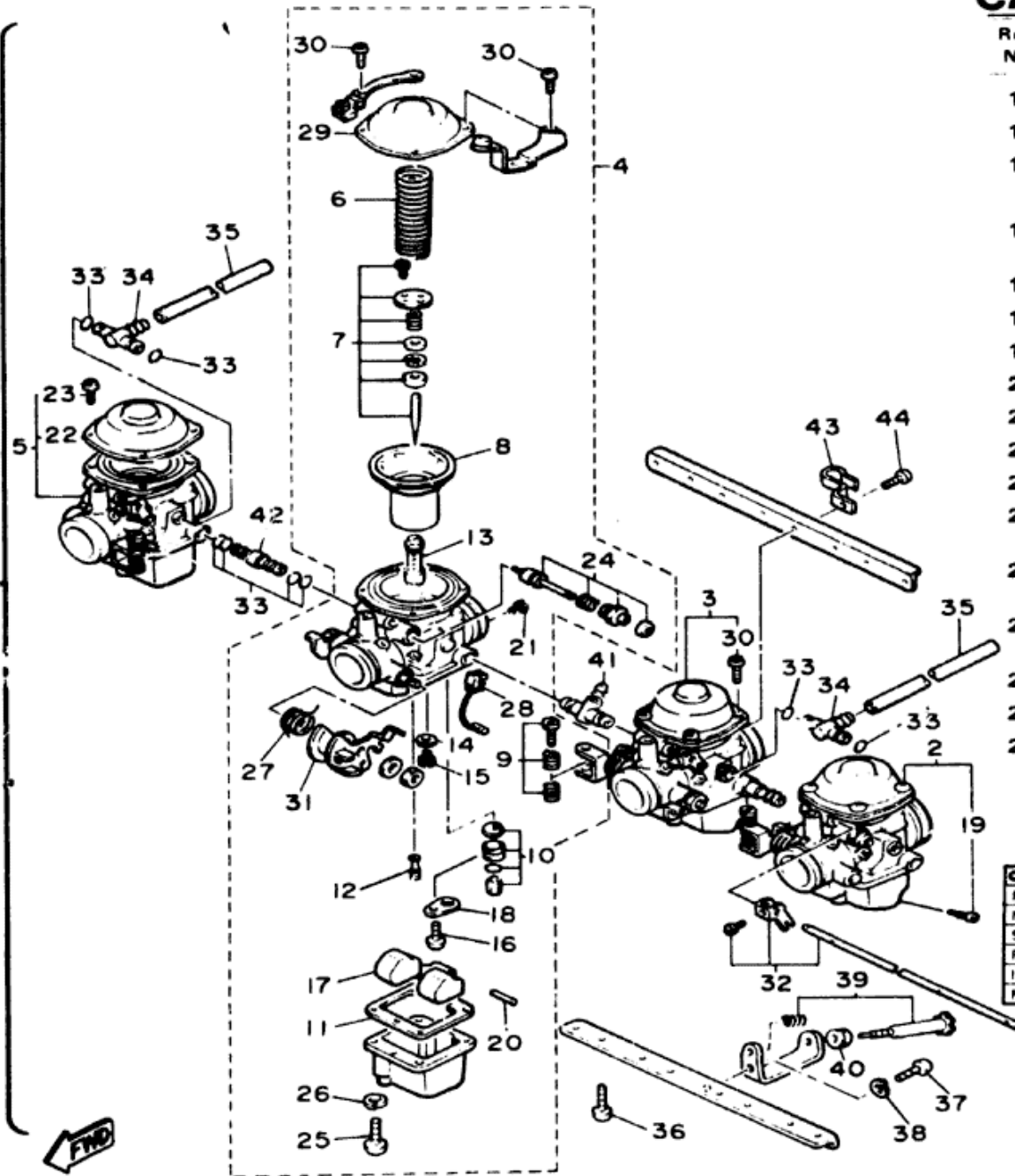


Ref. No.	Part Number	Description	L LC	N NC	Remarks
1	[49A-14100-01-00]	CARBURETOR ASS'Y (L/N)	1	1	N/A
	[51K-14100-01-00]	CARBURETOR ASS'Y (LC/NC)	1	1	N/A
2	49A-14901-01-00	CARBURETOR ASS'Y 1 (L/N)	1	1	U.R.
	51K-14901-01-00	CARBURETOR ASS'Y 1 (LC/NC)	1	1	U.R.
3	49A-14902-01-00	CARBURETOR ASS'Y 2 (L/N)	1	1	U.R.
	51K-14902-01-00	CARBURETOR ASS'Y 2 (LC/NC)	1	1	U.R.
4	49A-14903-01-00	CARBURETOR ASS'Y 3 (L/N)	1	1	U.R.
	51K-14903-01-00	CARBURETOR ASS'Y 3 (LC/NC)	1	1	U.R.
5	49A-14904-01-00	CARBURETOR ASS'Y 4 (L/N)	1	1	U.R.
	51K-14904-01-00	CARBURETOR ASS'Y 4 (LC/NC)	1	1	U.R.
6	3F7-14933-00-00	SPRING, diaphragm	1	1	
7	49A-1490J-00-00	NEEDLE SET.	1	1	U.R.
	51K-1490J-00-00	NEEDLE SET.	1	1	U.R.
8	49A-14940-00-00	DIAPHRAGM ASS'Y.	1	1	
9	36Y-1490K-00-00	STOP SCREW SET	1	1	
10	25G-14107-20-00	NEEDLE VALVE SET.	1	1	
11	12R-14984-00-00	GASKET, float chamber.	1	1	
12	4G0-14142-35-A0	JET, pilot (#35) (4G0-14142-35)	1	1	

FJ600L/LC-FJ600N/NC

CARBURETOR - Manufacturer / Type / I.D. Number		Mikuni	BS32	N 49A-01	NC 51K-01
Main Jet	Pilot Jet	Pilot Screw (Turns Out)	Cyl #1 & 2	105	Cyl #3 & 4 102 5 3 1/2
Needle Jet	Jet Needle-Clip Position		N-8	Cyl #1, 3 & 4 4CP4	Cyl #2 4CP6
Slide Cutaway					
Float Level - Fuel Level			17.5 ±1.0mm	3.0 ±1.0mm	
Idle rpm			1200 rpm		
Max COe	Max HCe	Set CO	7.0%	500 ppm	3.0%

CARBURETOR

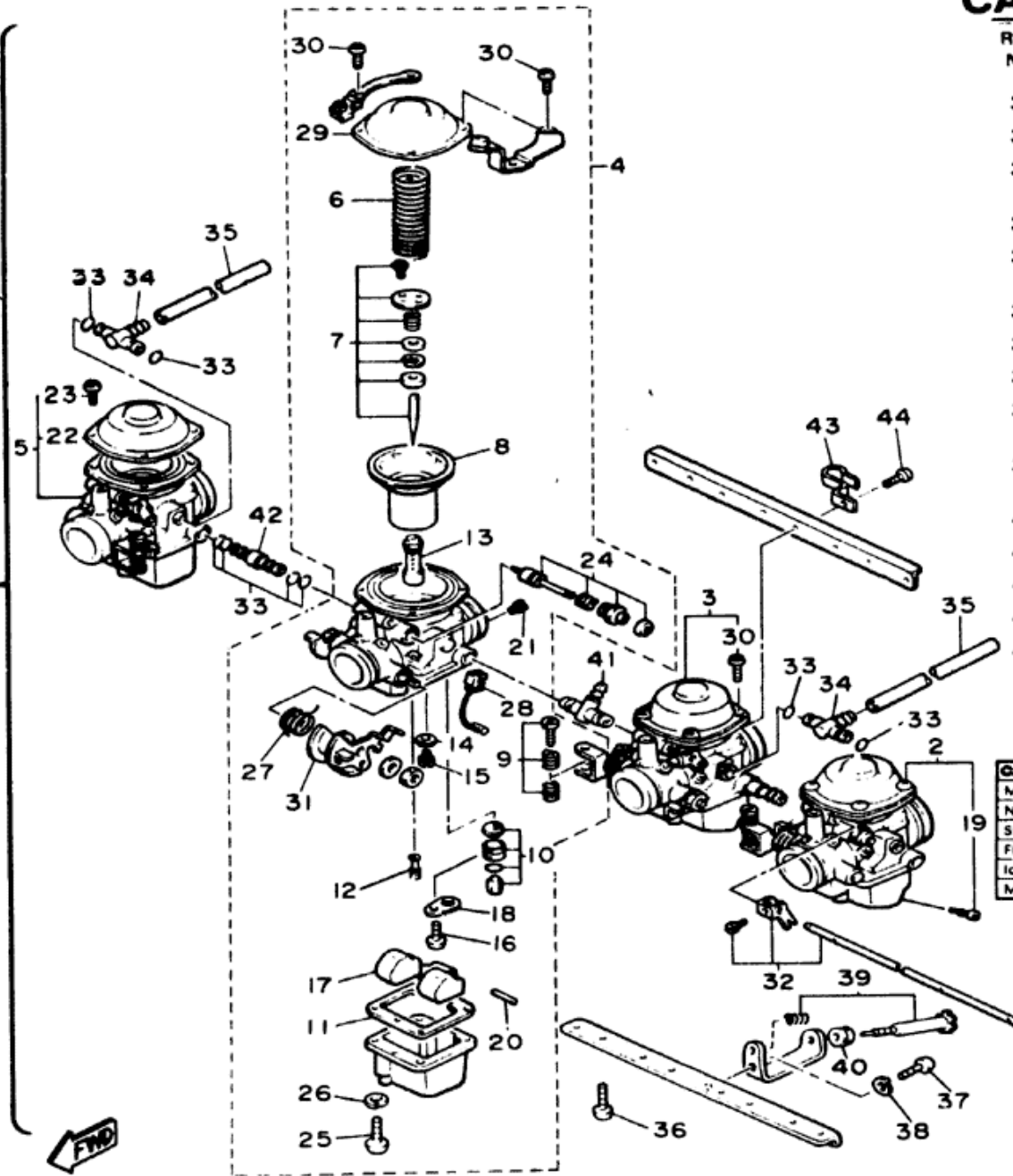


Ref. No.	Part Number	Description	L LC	N NC	Remarks
13	49A-14941-28-00	NOZZLE, main	1	1	
14	137-14153-00-00	WASHER, main jet	1	1	
15	620-14231-21-00	JET, main (#105)	1	1	U.R.
	620-14231-71-00	JET, main (#102.5)	1	1	U.R.
16	98501-04005-00	SCREW, pan head (98501-04006)	1	1	
17	12R-14985-00-00	FLOAT	1	1	
18	2H0-14146-00-00	PLATE	1	1	
19	12R-14191-00-00	PLUG, drain	1	1	
20	537-14186-00-00	PIN, float	1	1	
21	3G2-14231-32-00	JET, main (#160)	1	1	
22	51K-14958-00-00	COVER, diaphragm	1	1	
23	98501-05010-00	SCREW, pan head	4	4	
24	49A-1410A-00-00	AIR SCREW SET (49A-14104-00)	1	1	
25	98580-05016-00	SCREW, pan head (98501-05016)	4	4	
26	92903-05100-00	WASHER, spring (92901-05100)	4	4	
27	51K-14932-00-00	SPRING, throttle 2	1	1	
28	49A-14130-00-00	CABLE	1	1	
29	49A-14958-00-00	COVER, diaphragm	1	1	

FJ600L/LC-FJ600N/NC

CARBURETOR - Manufacturer / Type / I.D. Number			Mikuni	BS32	N	49A-01	NC	51K-01
Main Jet	Pilot Jet	Pilot Screw (Turns Out)	Cyl #1	2	105	Cyl #3	4	102.5 3 1/2
Needle Jet	Jet Needle-Clip Position		N-8	Cyl #1	3, 4	4CP4	Cyl #2	4CP6
Slide Cutaway								
Float Level	Fuel Level							17.5 ± 1.0mm 3.0 ± 1.0mm
Idle rpm								1200 rpm
Max COe	Max HCe	Set CO						7.0% 500 ppm 3.0%

CARBURETOR

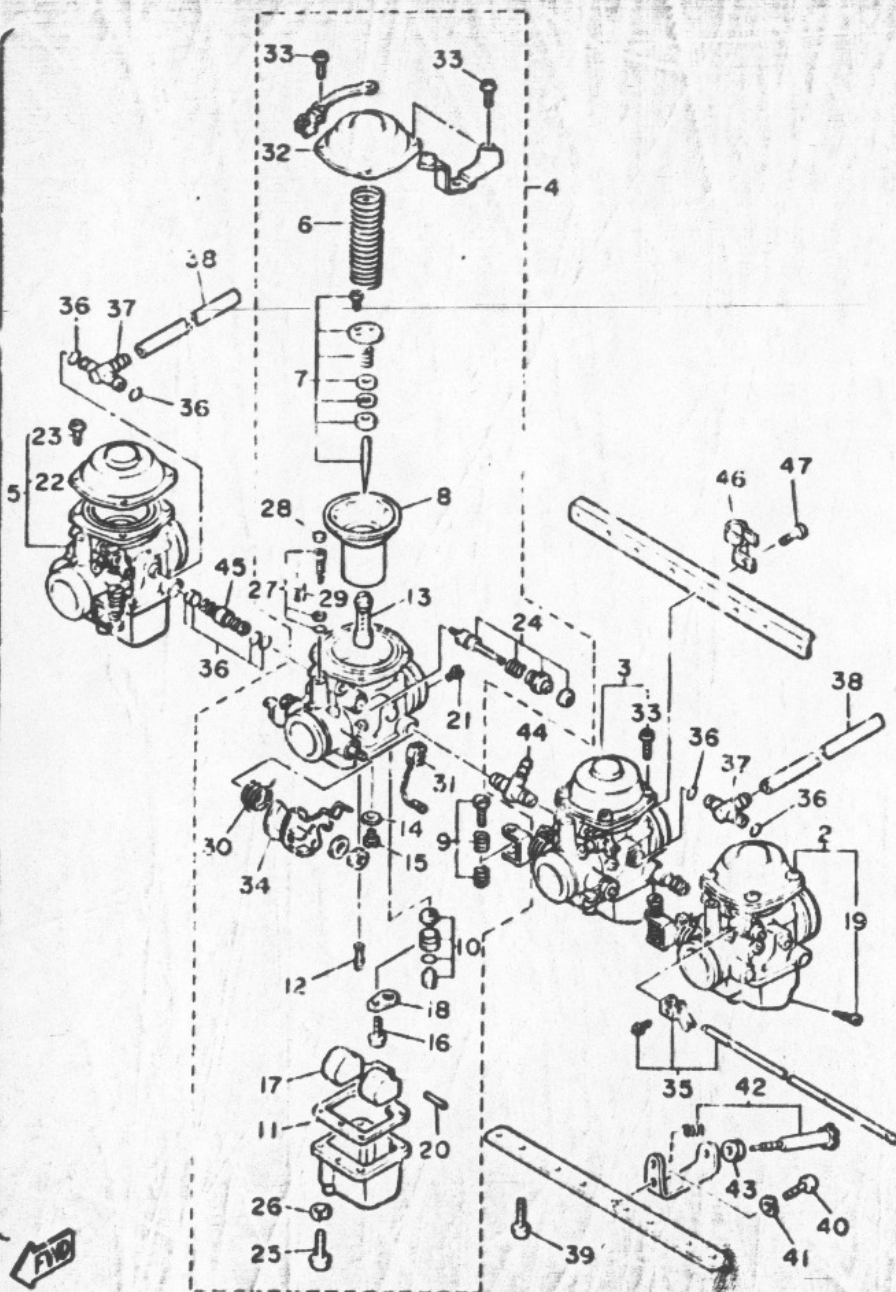


Ref. No.	Part Number	Description	L LC	N NC	Remarks
30	98501-05010-00	SCREW, pan head	4	4	
31	306-14170-00-00	WASHER	1	1	
32	49A-1490L-00-00	STARTER LEVER SET, 1	1	1	
33	822-14147-00-00	O-RING	12	12	
34	4V7-14988-00-00	PIPE, starter connecting	2	2	
35	17A-14987-00-00	PIPE (49A-14197-00)	2	2	
36	92501-08014-00	SCREW, pan head	8	8	
37	98501-05010-00	SCREW, pan head	1	1	
38	92903-05100-00	WASHER, spring (92901-05100)	1	1	
39	31A-14103-00-00	THROTTLE SCREW SET	1	1	
40	4G0-14998-00-00	BUSH	1	1	
41	1J7-14988-00-00	NIPPLE	1	1	
42	16G-14251-00-00	NIPPLE	2	2	
43	49A-14139-00-00	CLIP, pipe	1	1	
44	98501-05010-00	SCREW, pan head	8	8	

FJ600L/LC-FJ600N/NC

CARBURETOR - Manufacturer / Type / I.D. Number		Mikuni	BS32	N 49A-01	NC 31K-01
Main Jet	Pilot Jet	Pilot Screw (Turns Out)	Cyl #1 & 2 105	Cyl #3 & 4 102.5	3 1/2
Needle Jet	Jet Needle-Clip Position		N-8 Cyl #1, 3, & 4 4CP4	Cyl #2 4CP6	
Slide Cutaway					
Flood Level - Fuel Level			17.5 ± 1.0mm	3.0 ± 1.0mm	
Idle rpm			1200 rpm		
Max COe	Max HCe	Set CO	7.0%	500 ppm	3.0%

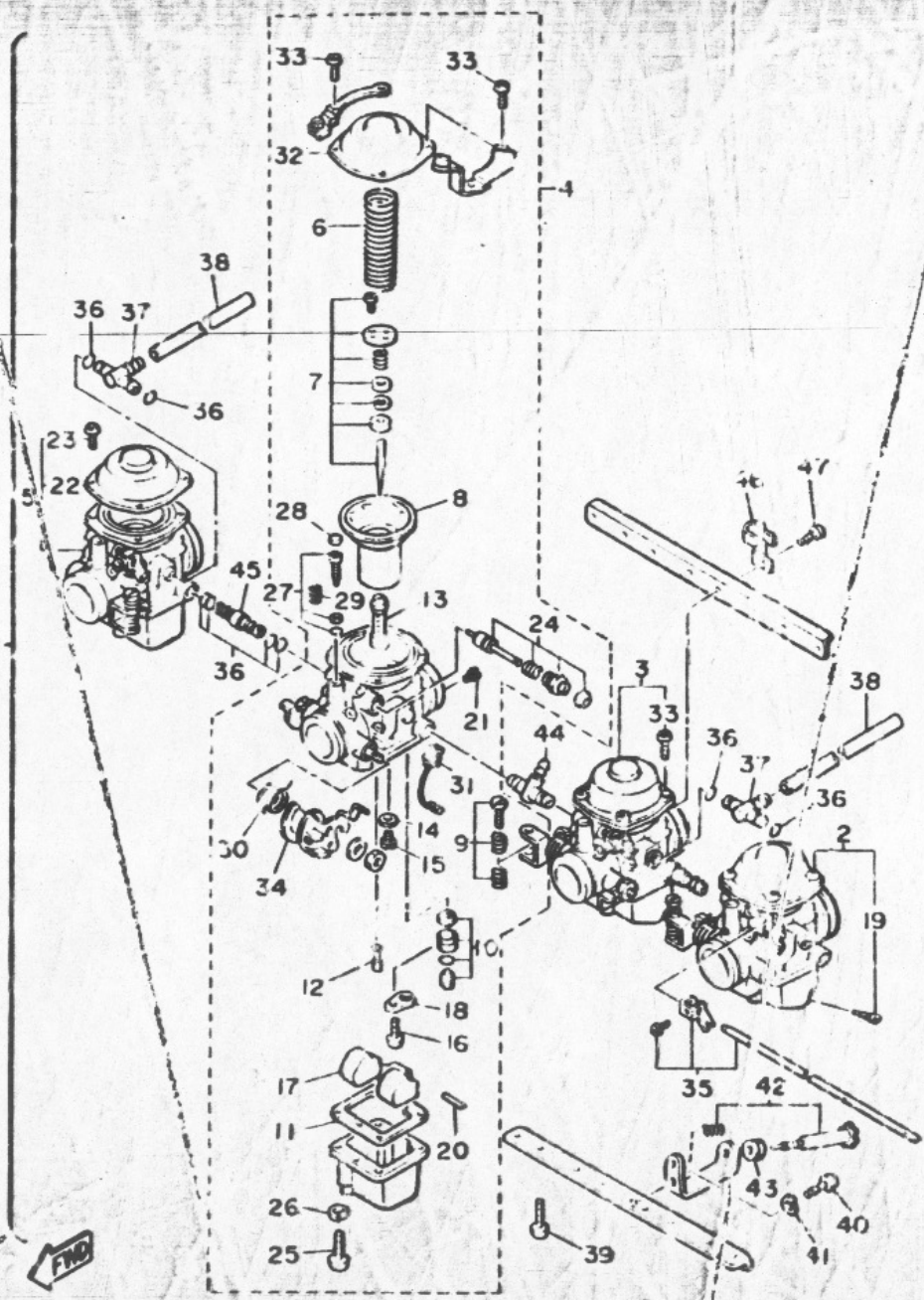
FIG. 10 CARBURETOR



REF. NO.	PART NO.	DESCRIPTION	Q'TY	REMARKS
1	51J-14100-00	CARBURETOR ASSY	1	
2	51J-14901-00	..CARBURETOR ASSY 1	1	
3	51J-14902-00	..CARBURETOR ASSY 2	1	
4	51J-14903-00	..CARBURETOR ASSY 3	1	
5	51J-14904-00	..CARBURETOR ASSY 4	1	
6	3F7-14933-00	..SPRING, diaphragm	1	
7	51J-1490J-00	..NEEDLE SET	1	UR #1, 3, 4
	51J-1490J-10	..NEEDLE SET	1	UR #2
8	49A-14940-00	..DIAPHRAGM ASSY	1	
9	36Y-1490K-00	..STOP SCREW SET	1	
10	25G-14107-00	..NEEDLE VALVE SET	1	
11	12R-14984-00	..GASKET, float chamber	1	
12	4G0-14142-40	..JET, Pilot (#40)	1	
13	49A-14941-43	..NOZZLE, main	1	
14	137-14153-00	..HASHER, main Jet	1	
15	620-14231-21	..JET, main (#105)	1	UR #1, 2
	620-14231-71	..JET, main (#102.5)	1	UR #3, 4
16	98501-04008	..SCREW, Pan head	1	
17	12R-14985-00	..FLOAT	1	
18	2H0-14146-00	..PLATE	1	
19	12R-14191-00	..PLUG, drain	1	
20	537-14186-00	..PIN, float	1	
21	302-14231-31	..JET, main (#155)	1	
22	51K-14958-00	..COVER, diaphragm	1	#1, 4
23	98501-05010	..SCREW, Pan head	4	#1, 4
24	45A-14104-00	..AIR SCREW SET	1	
25	98501-05016	..SCREW, Pan head	4	
26	92901-05100	..WASHER, spring	4	

FIG. 10 CARBURETOR

REF. NO.	PART NO.	DESCRIPTION	Q'TY	REMARKS
27	49A-14105-00	..PILOT SCREW SET	1	
28	22F-14991-00	..SCREW	1	
29	3F7-14134-00	..SPRING, air adjusting	1	
30	51X-14932-00	..SPRING, throttle 2	1	#3
31	49A-14130-00	..CABLE	1	#3
32	49A-14958-00	..COVER, diaphragm	1	#2, 3
33	98501-0500	..SCREW, pan head	4	#2, 3
34	30C-14170-00	..WASHER	1	#3
35	49A-1490L-00	..STARTER LEVER SET, 1	1	
36	822-14147-00	..O-RING	12	
37	4V7-14988-00	..PIPE, starter connecting	2	
38	42A-14197-00	..PIPE	2	
39	92501-0614	..SCREW, Pan head	8	
40	98501-0500F	..SCREW, Pan head	1	
41	92901-05100	..WASHER, spring	1	
42	31A-14103-00	..THROTTLE SCREW SET	1	
43	430-14958-00	..BUSH	1	
44	107-14988-00	..NIPPLE	1	
45	16G-14251-00	..NIPPLE	2	
46	49A-14139-00	..CLIP, Pipe	1	
47	98501-05010	..SCREW, Pan head	3	



49G171-4109

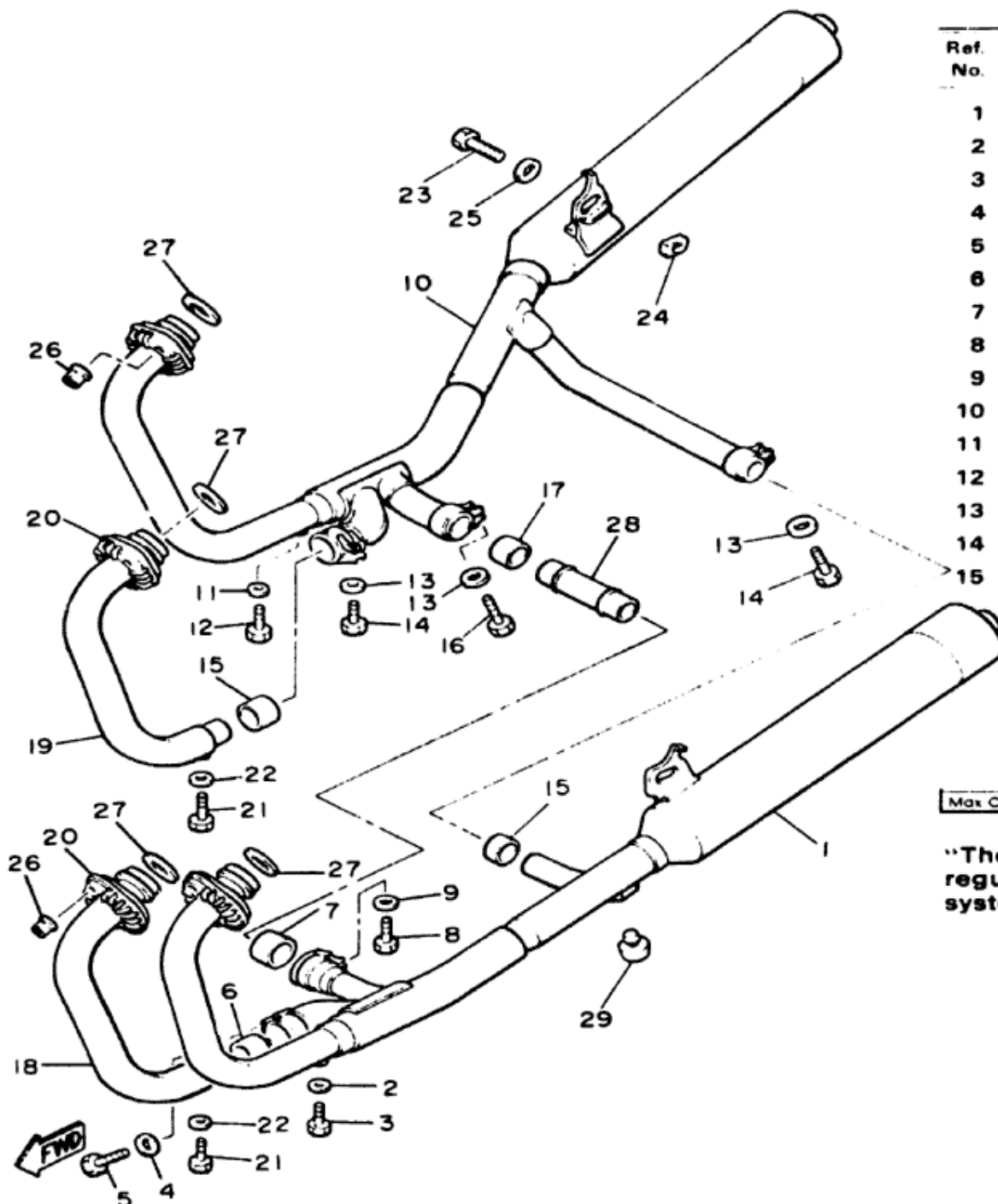
EXHAUST

Ref. No.	Part Number	Description	L LC	N NC	Remarks
1	49A-14711-11-00	MUFFLER 1	1	1	
2	92906-08600-00	WASHER, plate	1	1	
3	90101-06575-00	BOLT	1	1	
4	92906-08600-00	WASHER, plate	1	1	
5	97316-08020-00	BOLT	1	1	
6	33M-14755-00-00	GASKET, silencer	1	1	
7	2G2-14714-00-00	GASKET, muffler	1	1	
8	97316-08025-00	BOLT	1	1	
9	92906-08600-00	WASHER, plate	1	1	
10	49A-14721-11-00	MUFFLER 2	1	1	
11	92906-08600-00	WASHER, plate	1	1	
12	90101-06575-00	BOLT	1	1	
13	92906-08600-00	WASHER, plate	3	3	
14	97316-08020-00	BOLT	2	2	
15	33M-14755-00-00	GASKET, silencer	2	2	

FJ600L/LC-FJ600N/NC

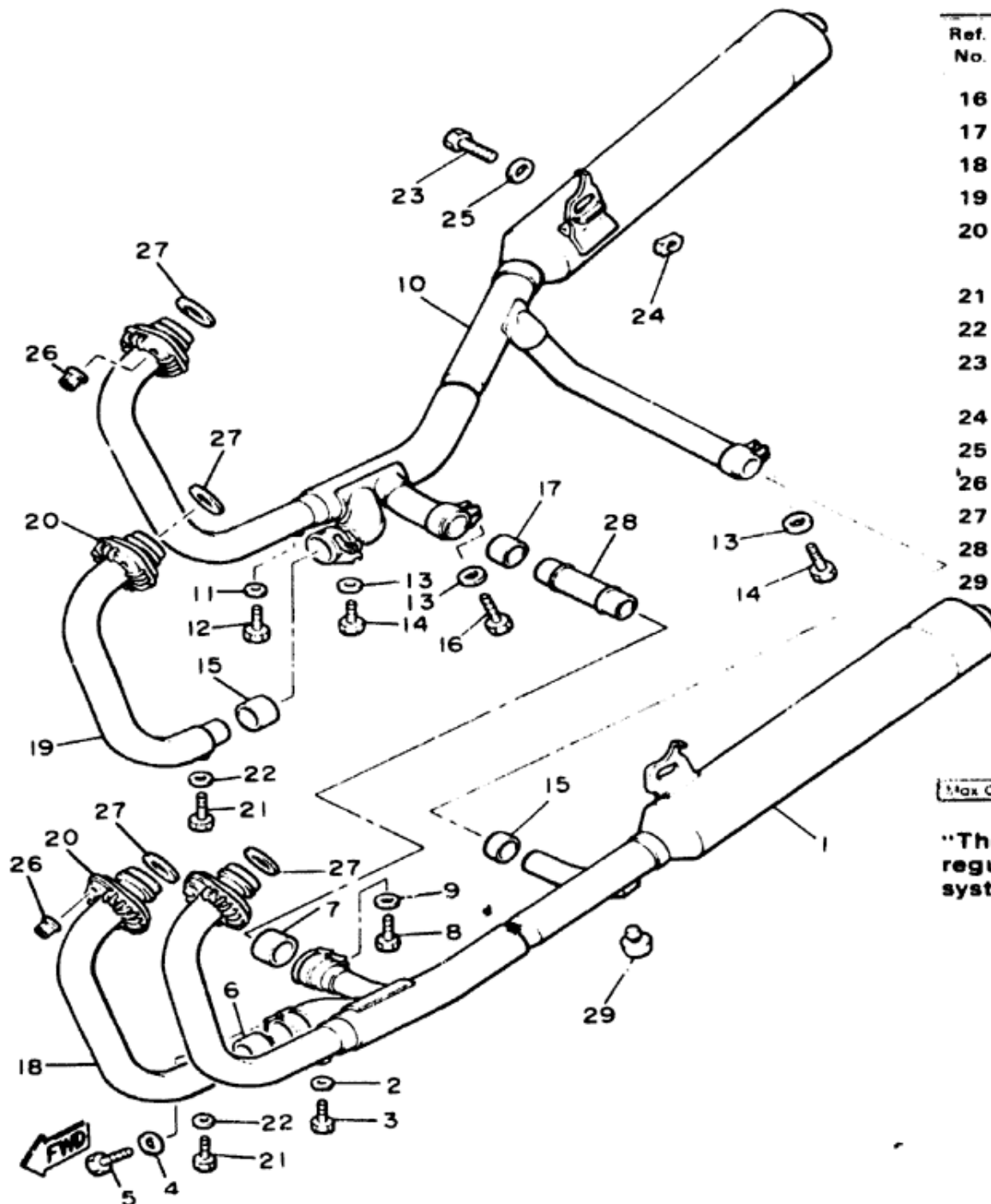
Max COe	Max HCe	Set CO	7.0%	500 ppm	3.0%
---------	---------	--------	------	---------	------

"These replacement parts comply with all Florida laws and regulations requiring testing and certification of exhaust system replacement parts."



49A110-4110

EXHAUST



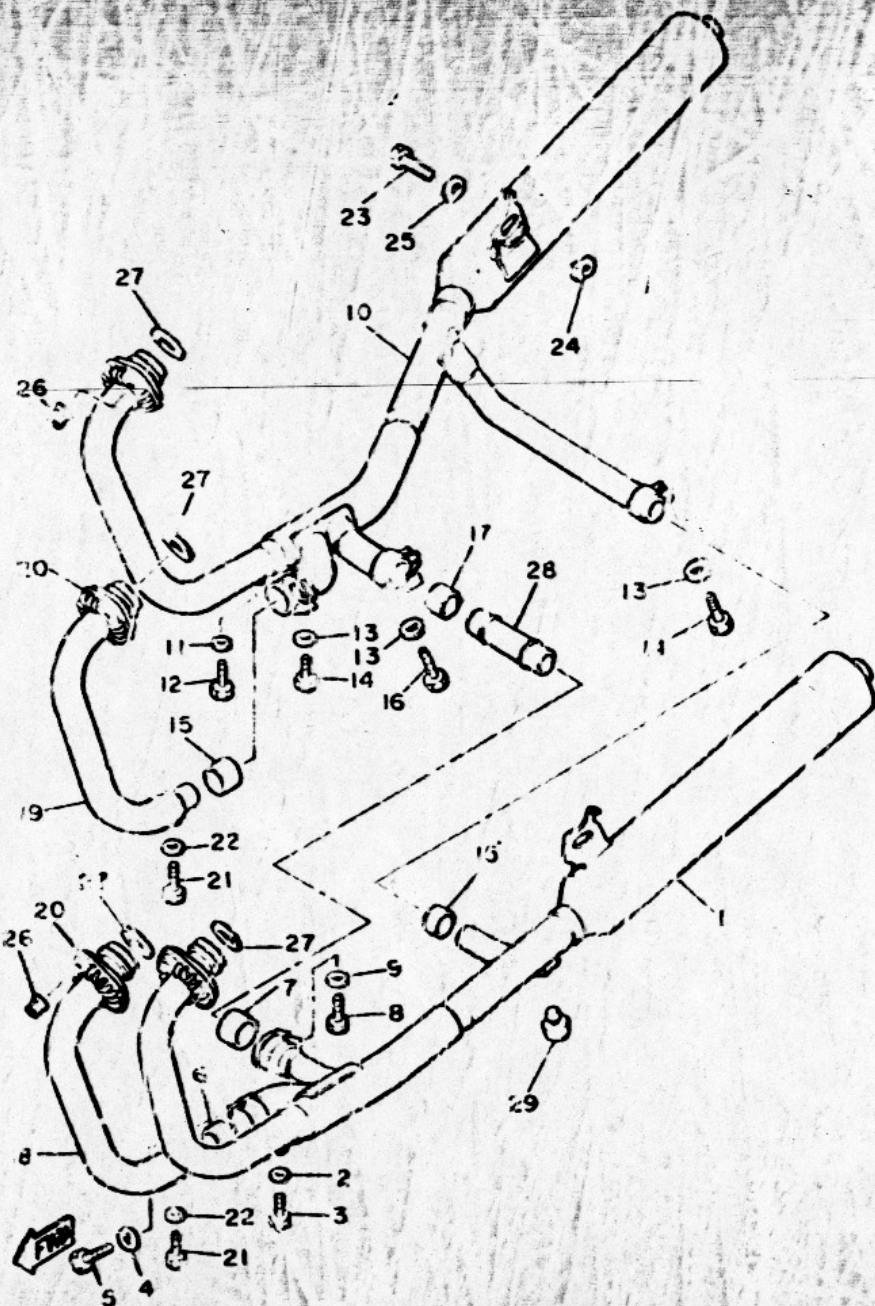
Ref. No.	Part Number	Description	L LC	N NC	Remarks
16	97316-08025-00	BOLT	1	1	
17	2G2-14714-00-00	GASKET, muffler	1	1	
18	35J-14621-01-00	PIPE, exhaust 2	1	1	
19	35J-14631-01-00	PIPE, exhaust 3	1	1	
20	33M-14612-00-00	NUT, ring	2		(L/LC)
	53U-14612-00-00	NUT, ring.		2	(N/NC)
21	90101-06575-00	BOLT	2	2	
22	92906-06600-00	WASHER, plate	2	2	
23	90110-10067-00	BOLT, hexagon socket head	2	2	
24	90179-10276-00	NUT	2	2	
25	90201-10669-00	WASHER, plate	2	2	
26	90179-06499-00	NUT (90179-06306)	8	8	
27	4H7-14613-00-00	GASKET, exhaust pipe	4	4	
28	49A-1475K-00-00	PIPE 7	1	1	
29	371-27114-00-00	STOPPER, main stand	1	1	

FJ600L/LC-FJ600N/NC

Max COe Max HCe Set CO 7.0% 500 ppm 3.0%

"These replacement parts comply with all Florida laws and regulations requiring testing and certification of exhaust system replacement parts."

FIG. 11 EXHAUST



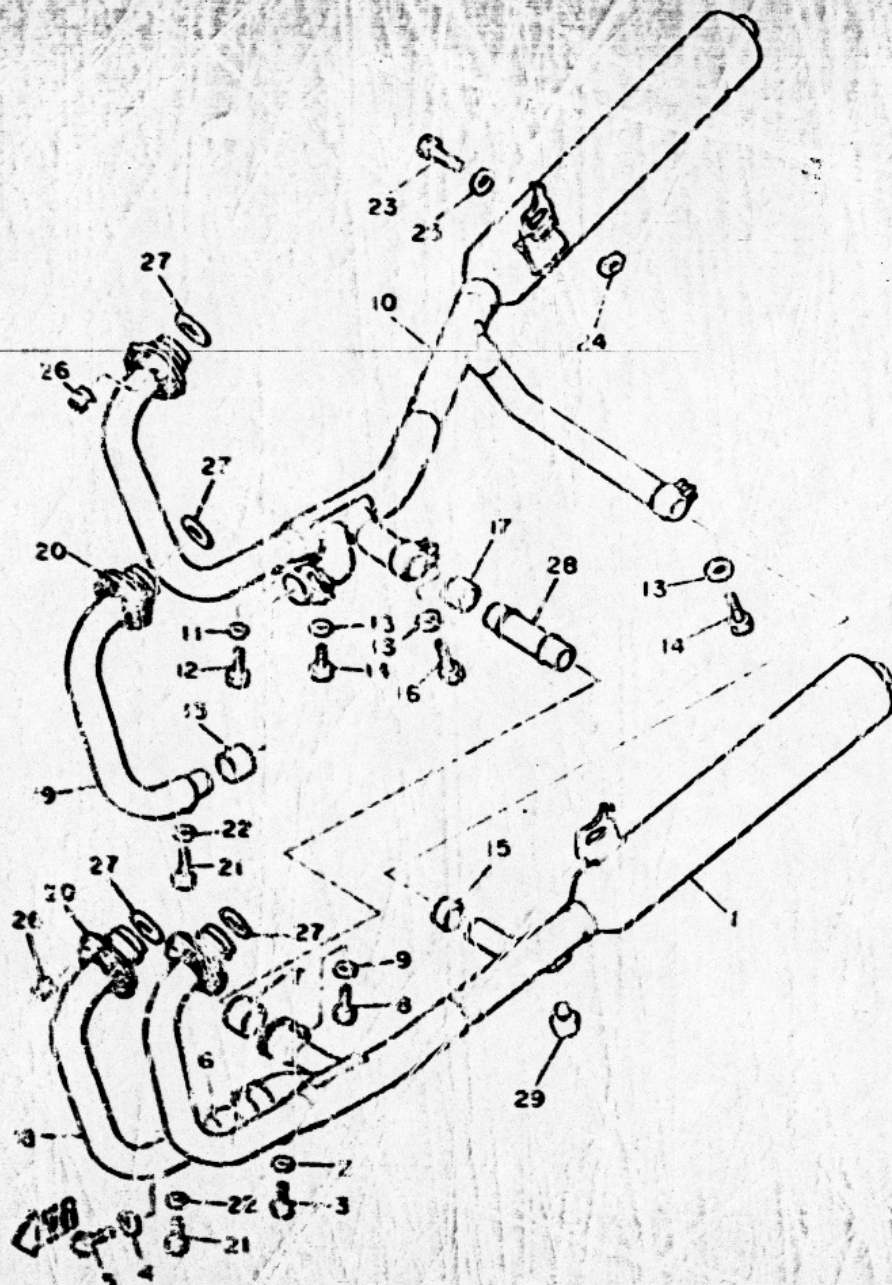
49A110-4110

REF. NO.	PART NO.	DESCRIPTION	QTY	REMARKS
1	49-14711-00	MUFFLER 1	1	
2	92506-06600	WASHER, Plate	1	
3	90101-06575	BOLT	1	
4	92506-03600	WASHER, Plate	1	
5	97316-08020	BOLT	1	
6	33M-14755-00	GASKET, silencer	1	
7	262-14714-00	GASKET, muffler	1	
8	97316-1025	BOLT	1	
9	92906-08600	WASHER, Plate	1	
10	49F-14721-00	MUFFLER 2	1	
11	92506-06600	WASHER, Plate	1	
12	90101-06575	BOLT	1	
13	92906-08600	WASHER, Plate	3	
14	97316-08020	BOLT	2	
15	33M-14755-00	GASKET, silencer	2	
16	97316-08025	BOLT	1	
17	262-14714-00	GASKET, muffler	1	
18	35J-14621-01	PIPE, exhaust 2	1	
19	35J-14631-01	PIPE, exhaust 3	1	
20	53U-14612-00	NUT, ring	2	
21	90101-06575	BOLT	2	
22	92906-08600	WASHER, Plate	2	
23	90110-10067	BOLT, hexagon socket head	2	
24	90179-10276	NUT	2	
25	90201-10664	WASHER, Plate	2	
26	90179-08305	NUT	2	
27	4H7-14613-00	GASKET, exhaust Pipe	4	
28	35J-1475K-00	PIPE 7	1	

B15

FIG. 11 EXHAUST

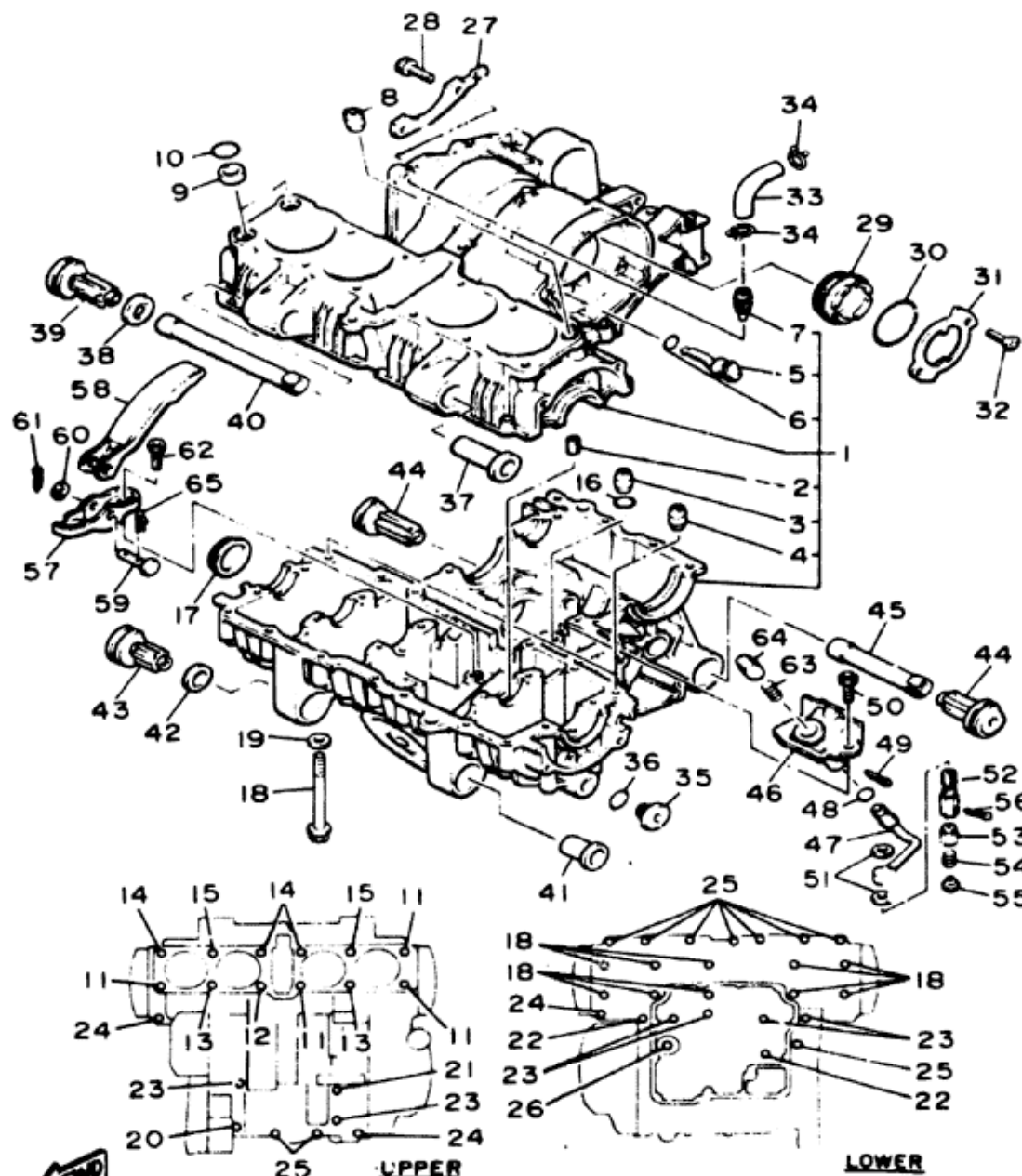
REF. NO.	PART NO.	DESCRIPTION	Q'TY	REMARKS
29	371-27'14-00	STOPPER, main stand	1	



494110-4110

C2

CRANKCASE



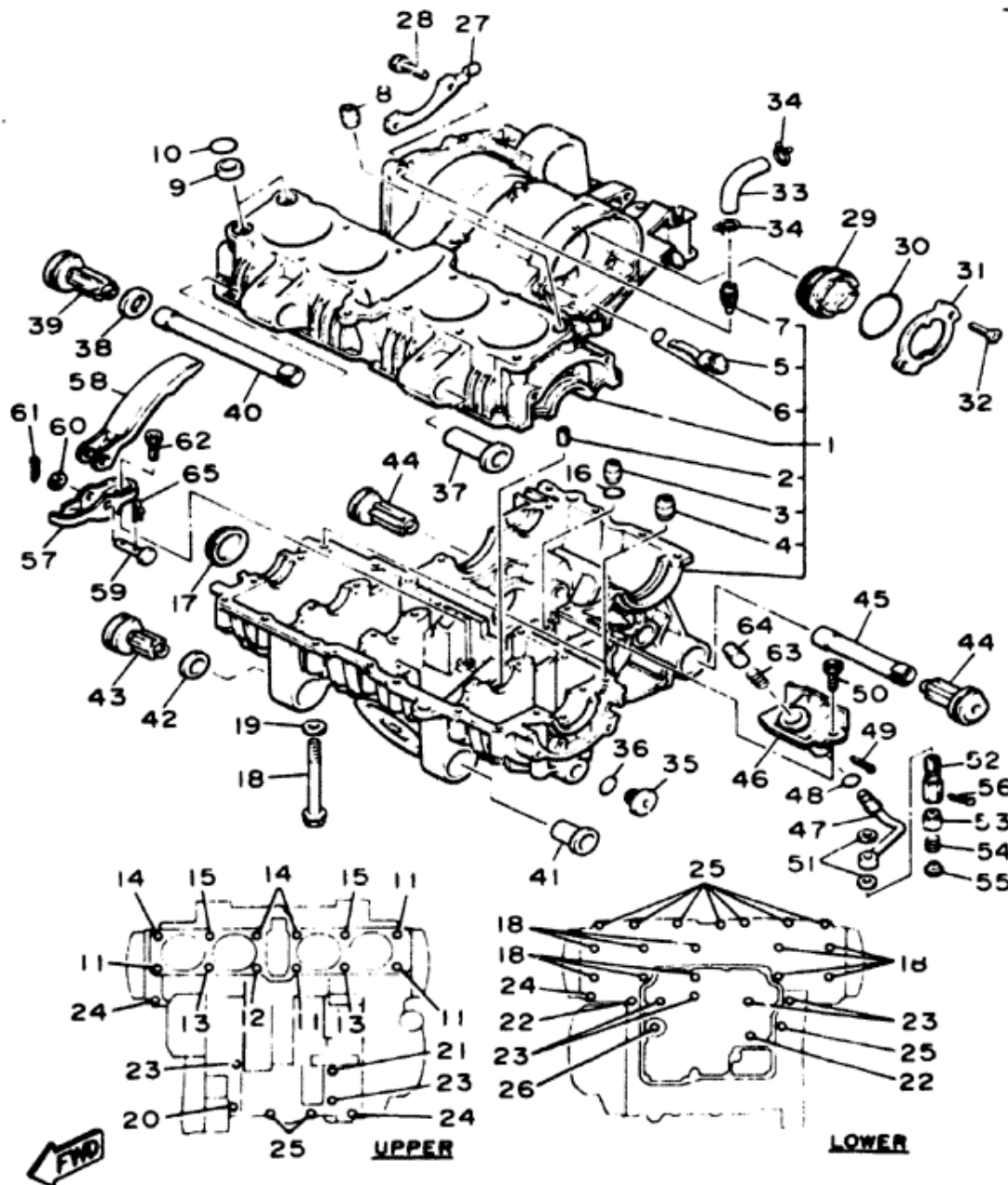
Ref. No.	Part Number	Description	L LC	N NC	Remarks
1	49A-15100-01-00	CRANKCASE ASS'Y	1	1	
2	4G0-15138-00-00	NOZZLE 1.....	3	3	
3	99530-10014-00	PIN, dowel (91830-21014).....	1	1	
4	99530-12016-00	PIN, dowel (91830-22016).....	2	2	
5	4G0-15148-00-00	NOZZLE 2.....	1	1	
6	93210-11453-00	O-RING.....	1	1	
7	371-11167-01-00	PIPE, breather 2 ...	1	1	
8	99530-14016-00	PIN, dowel (91830-24016).....	1	1	
9	903P7-16547-00	COLLAR.....	2	2	
10	93210-18322-00	O-RING.....	2	2	
11	90116-08338-00	BOLT, stud.....	4	4	
12	90116-08339-00	BOLT, stud.....	1	1	
13	90116-08340-00	BOLT, stud.....	2	2	
14	4G0-11363-00-00	BOLT, cylinder holding 3	3	3	
15	4G0-11364-00-00	BOLT, cylinder holding 4	2	2	
16	93210-09350-00	O-RING.....	1	1	
17	4H7-15167-10-00	FLUG, blind 1.....	1	1	
18	95811-08100-00	BOLT, flange.....	10	10	
19	90201-094G1-00	WASHER, plate (90201-08366).....	10	10	
20	95811-08080-00	BOLT, flange.....	1	1	
21	95811-06115-00	BOLT, flange.....	1	1	
22	95811-06095-00	BOLT, flange.....	2	2	

FJ600L/LC-FJ600N/NC

Oil System	Wet Sump
Capacity Dry	3000cc (3.2 qts)
Oil & Filter Change	2600cc (2.7 qts) 2300cc (2.4 qts)
Oil Filter Part Number	1L9-13440-91-00
Lubricant Temp Above 5°C (40°F)	Yamalube 4* or SAE 20W40 SE or SF
Temp Below 15°C (60°F)	SAE 10W30 SE or SF
Drain Plug	M14 4.3 mm (31.1 fl-oz)

49A110-4120

CRANKCASE



Ref. No.	Part Number	Description	L LC	N NC	Remarks
23	95811-06065-00	BOLT, flange	6	6	
24	95811-06055-00	BOLT, flange	3	3	
25	95811-06045-00	BOLT, flange	10	10	
26	95811-06035-00	BOLT, flange	1	1	
27	4G0-15381-00-00	PLATE, bearing cover	1	1	
28	91316-08016-00	BOLT	2	2	
29	4G0-15163-01-00	HOUSING, bearing 1	1	1	
30	93210-48460-00	O-RING	1	1	
31	4G0-15383-00-00	PLATE, bearing cover	1	1	
32	90151-06014-00	SCREW, countersunk	2	2	
33	4G0-11166-00-00	PIPE, breather 1	1	1	
34	90467-14015-00	CLIP	2	2	
35	4H7-15189-00-00	PLUG (4K0-15189-00)	2	2	
36	93210-20573-00	O-RING (93210-22382)	2	2	
37	33M-15336-00-00	DAMPER, engine mount 3	1	1	
38	90202-15153-00	WASHER, plate	1	1	
39	4H7-15326-00-00	DAMPER, engine mount 2	1	1	
40	33M-15317-00-00	SPACER, engine mount	1	1	
41	33M-15337-00-00	DAMPER 4	1	1	
42	90202-15153-00	WASHER, plate	1	1	
43	33M-15316-00-00	DAMPER, engine mount 1	1	1	
44	36Y-15326-00-00	DAMPER, engine mount 2	2	2	


FJ600L/LC-FJ600N/NC

Drain Plug	M14 43 mm (34.1 N-lbs)
Oiling System	Wet Sump
Capacity Dry	1000cc (3.2 qts)
Oil & Filter Change	2600cc (2.7 qts)
Oil Change Only	2300cc (2.4 qts)
Oil Filter Part Number	1L9-13440-91-00
Lubricant Temp Above 5°C (40°F)	Yamalube 4* or SAE 20W40 SE or SF
Temp Below 15°C (60°F)	SAE 10W30 SF or SF

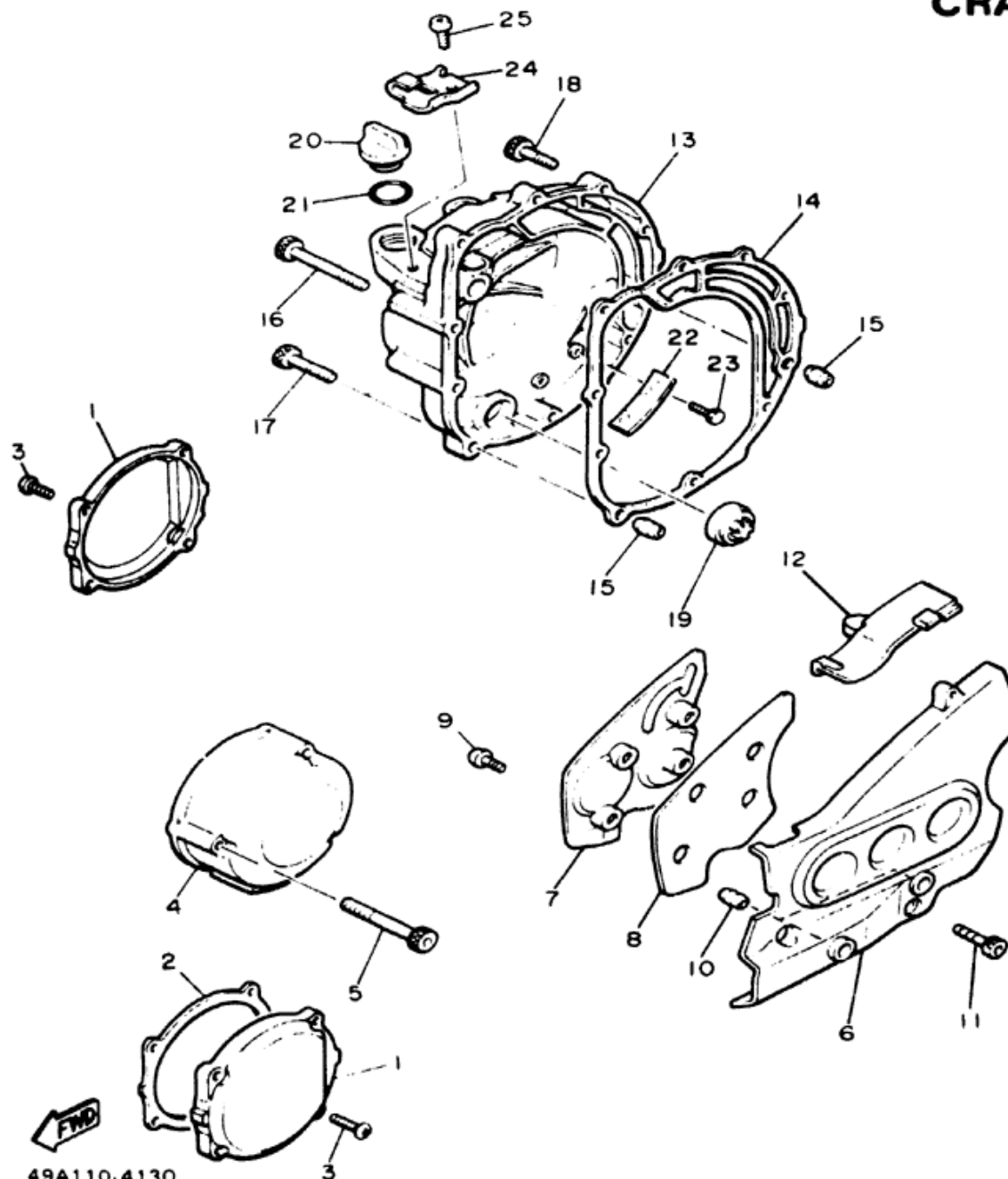
49A110-4120

Ref No.	Part Number	Description	L LC	N NC	Remarks
45	4G0-15327-00-00	SPACER, engine mount	1	1	
46	4G0-11592-00-00	TENSIONER, chain	1	1	
47	4G0-13171-00-00	PIPE, delivery 2	1	1	
48	93210-07540-00	O-RING (93210-07435)	1	1	
49	91401-25020-00	PIN, cotter.	1	1	
50	90110-06043-00	BOLT, hexagon socket head.	2	2	
51	90430-10027-00	GASKET.	2	2	
52	4G0-11576-00-00	BODY, relief	1	1	
53	4G0-11577-00-00	PLUNGER, relief.	1	1	
54	90501-08614-00	SPRING, compression	1	1	
55	90209-03202-00	WASHER.	1	1	
56	91401-20020-00	PIN, cotter.	1	1	
57	4G0-11497-00-00	BRACKET, tensioner	1	1	
58	4G0-11489-00-00	ARM, tensioner.	1	1	
59	90240-08078-00	PIN, clevis.	1	1	
60	92901-08600-00	WASHER, plate	1	1	
61	91401-25015-00	PIN, cotter.	1	1	
62	90110-06043-00	BOLT, hexagon socket head.	2	2	
63	90501-12604-00	SPRING, compression . . . (L/LC)	1		
64	90501-143A8-00	SPRING, compression . . . (N/NC)		1	
65	4G0-11597-00-00	PLUNGER, tensioner (L/LC)	1		
	46X-11597-00-00	PLUNGER, tensioner (N/NC)		1	
	90468-18110-00	CLIP.	1	1	

Oiling System	Well Sump
Capacity Dry	3000cc (3.2 qts)
Oil & Filter Change	2000cc (2.1 qts)
Oil Change Only	2200cc (2.4 qts)
Oil Filter Part Number	119 13440-91-00
Lubricant Temp Above 5° C (40° F)	Yamalube 4" or SAE 20W40 SE or SF
Temp Below 15° C (60° F)	SAE 10W30 SE or SF
Drain Plug	M14 x 3 mag (31.1 N·bs)



CRANKCASE COVER



49A110-4130

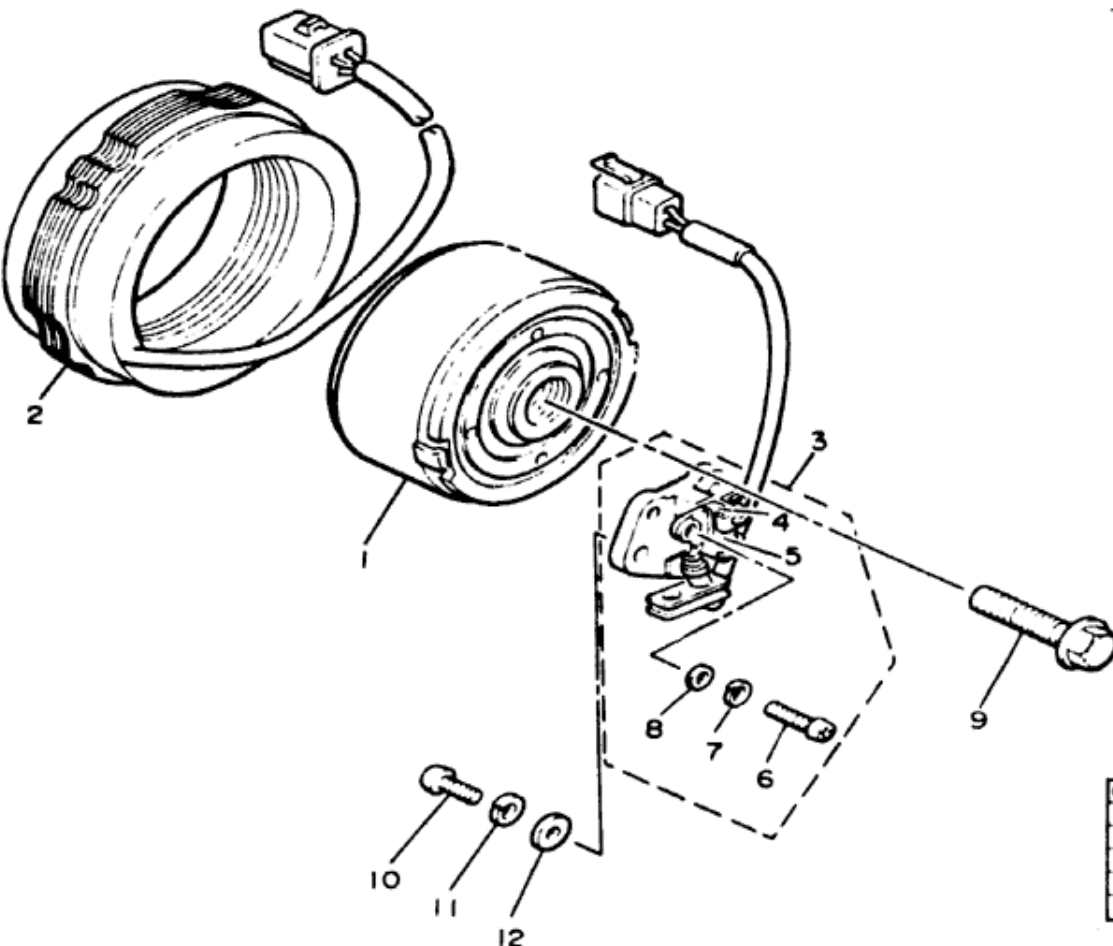
Ref. No.	Part Number	Description	L LC	N NC	Remarks
1	4K0-15416-00-00	COVER, oil pump	2	2	
2	4H7-15456-00-00	GASKET, oil pump cover 1	1	1	
3	98906-06020-00	SCREW, bind	8	8	
4	33M-15415-00-00	COVER, generator	1	1	
5	91316-06070-00	BOLT	3	3	
6	33M-15411-02-00	COVER, crankcase 1	1	1	
7	33M-15427-00-00	COVER, cap 2	1	1	
8	33M-15457-00-00	GASKET	1	1	
9	98901-05008-00	SCREW, bind	4	4	
10	99530-10014-00	PIN, dowel (91830-21014)	2	2	
11	91316-06025-00	BOLT	3	3	
12	4G0-15425-00-00	COVER, generator 2	1	1	
13	49A-15421-00-00	COVER, crankcase 2	1	1	
14	4G0-15461-01-00	GASKET, crankcase cover 2	1	1	
15	99530-10014-00	PIN, dowel (91830-21014)	2	2	
16	91316-06070-00	BOLT	2	2	
17	91316-06040-00	BOLT	2	2	
18	91316-06030-00	BOLT	6	6	
19	3Y1-15361-00-00	GAUGE, level . . . (L/LC)	1		
	33M-15361-00-00	GAUGE, level . . . (N/NC)		1	
20	2H9-15363-00-00	PLUG, oil	1	1	
21	93210-27370-00	O-RING	1	1	
22	49A-15412-00-00	PLATE, oil guide	1	1	
23	97321-06012-00	BOLT	2	2	
24	4V8-15441-00-00	HOLDER, clutch cable . . .	1	1	
25	92506-06012-00	SCREW, pan head	1	1	

GENERATOR

Ref. No.	Part Number	Description	L LC	N NC	Remarks
1	4G0-81650-10-00	ROTOR ASS'Y	1	1	
2	4G0-81610-10-00	STATOR ASS'Y.	1	1	
3	4G0-81619-10-00	BRUSH HOLDER ASS'Y.	1	1	
4	4G0-81611-10-00	BRUSH 1	1	1	
5	4G0-81612-10-00	BRUSH 2	1	1	
6	98511-04012-00	SCREW, pan head (98501-04012).	2	2	
7	92901-04100-00	WASHER, spring (92903-04100) (L/LC)	2		
	92990-04100-00	WASHER, spring (N/NC)		2	
8	92901-04600-00	WASHER, plate.	2	2	
9	90105-10152-00	BOLT, washer based	1	1	
10	92502-06015-00	SCREW, pan head	2	2	
11	92990-06100-00	WASHER, spring	2	2	
12	92990-06600-00	WASHER.	2	2	

FJ600L/LC-FJ600N/NC

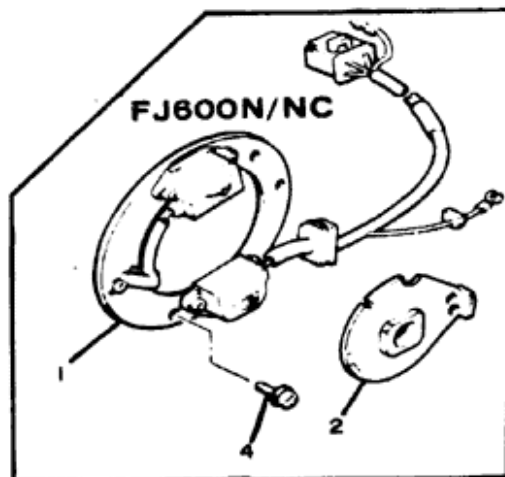
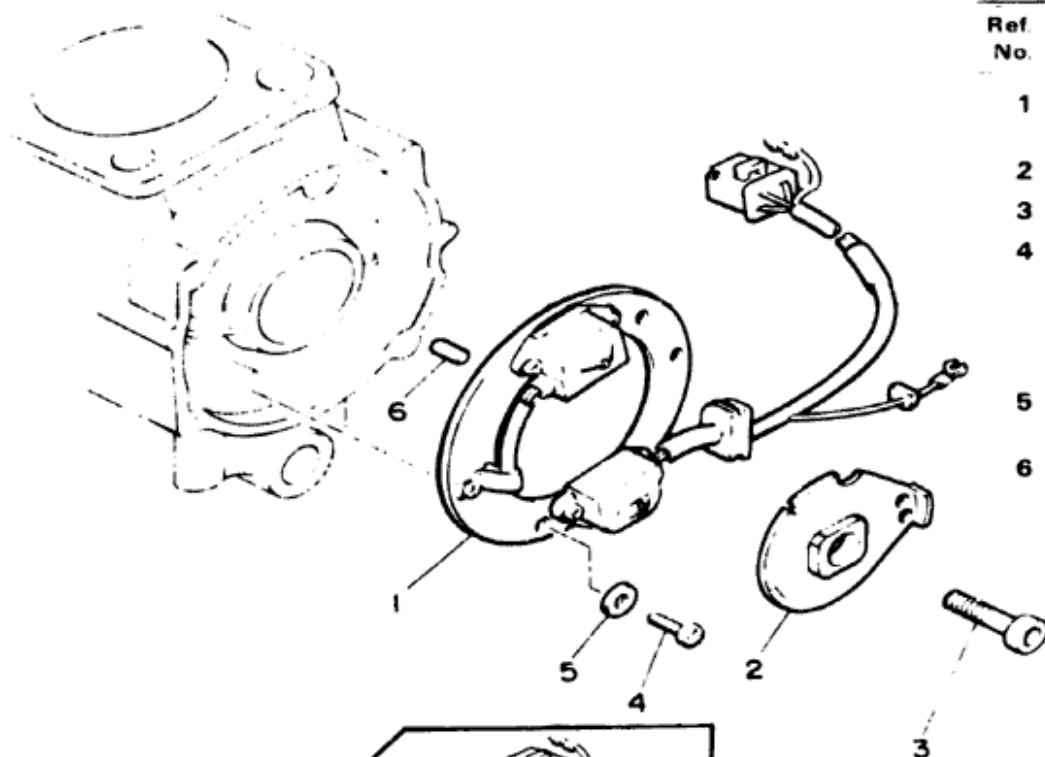
CHARGING SYSTEM			AC Generator Three Phase Full Wave
Battery Model	Specific Gravity	Charge Rate	12N12A-4A (12V12A) : 1.280 : 1.2A
Maximum Output			14V17A @ 5000 rpm
Field Coil Color Code Q			Grn ~ Brn 3.0Ω ± 10%
Stator Coil Color Code U			Whf ~ Whf 0.55Ω ± 10%
Charge Coil Color Code R			•



39N010-3340

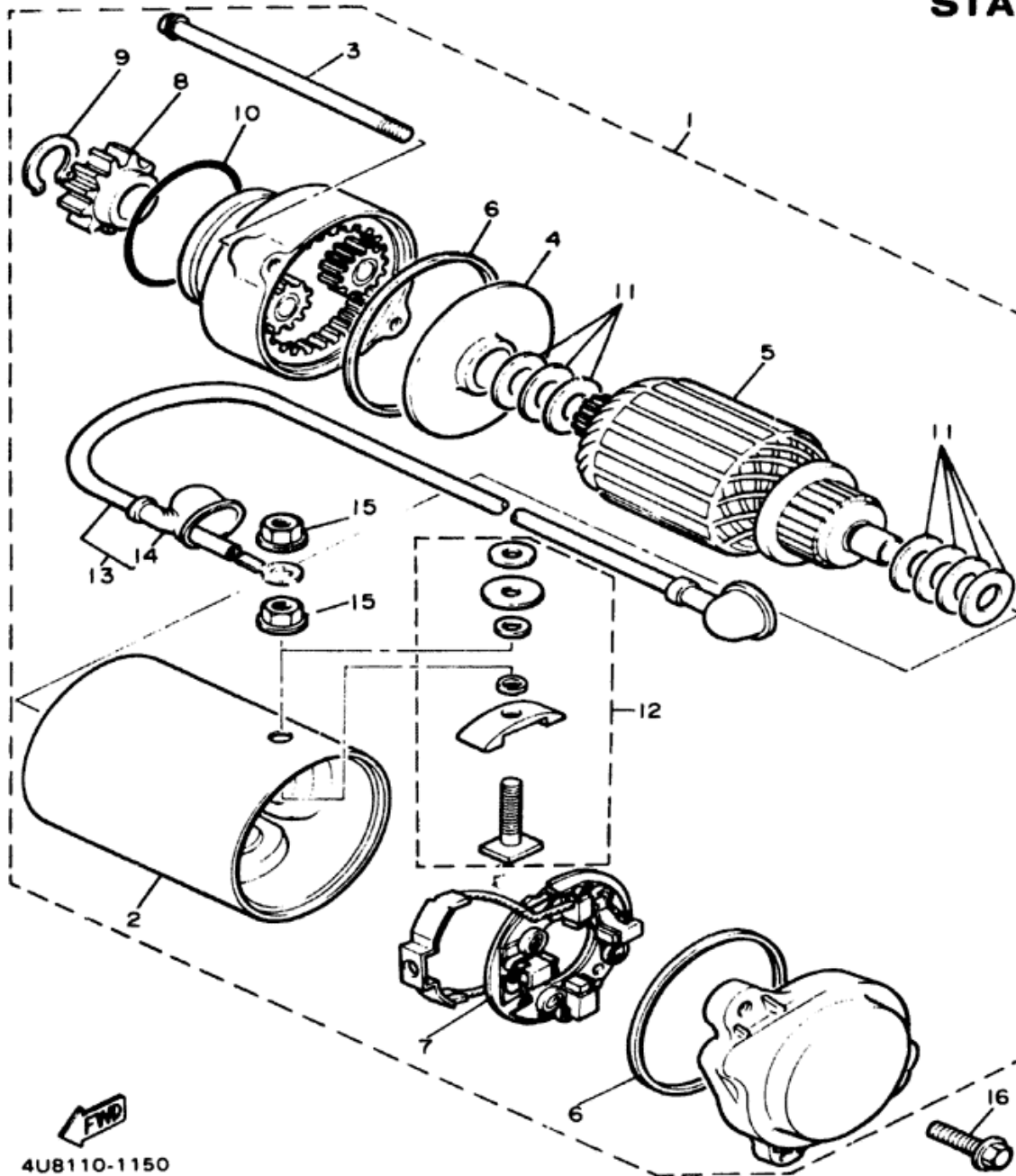
PICKUP COIL - GOVERNOR

Ref. No.	Part Number	Description	L LC	N NC	Remarks
1	46X-81671-10-00	BASE, pickup (33M-81671-10).....	1	1	
2	49A-81673-10-00	ROTOR	1	1	
3	91316-08030-00	BOLT	1	1	
4	92580-06012-00	SCREW, pan head (92503-06012) (L/LC)	2		
	90159-06107-00	SCREW, panhead..... (N/NC)		2	
5	92990-06600-00	WASHER (92902-06600)... (L/LC)	2		
6	93604-08071-00	PIN, dowel	1	1	



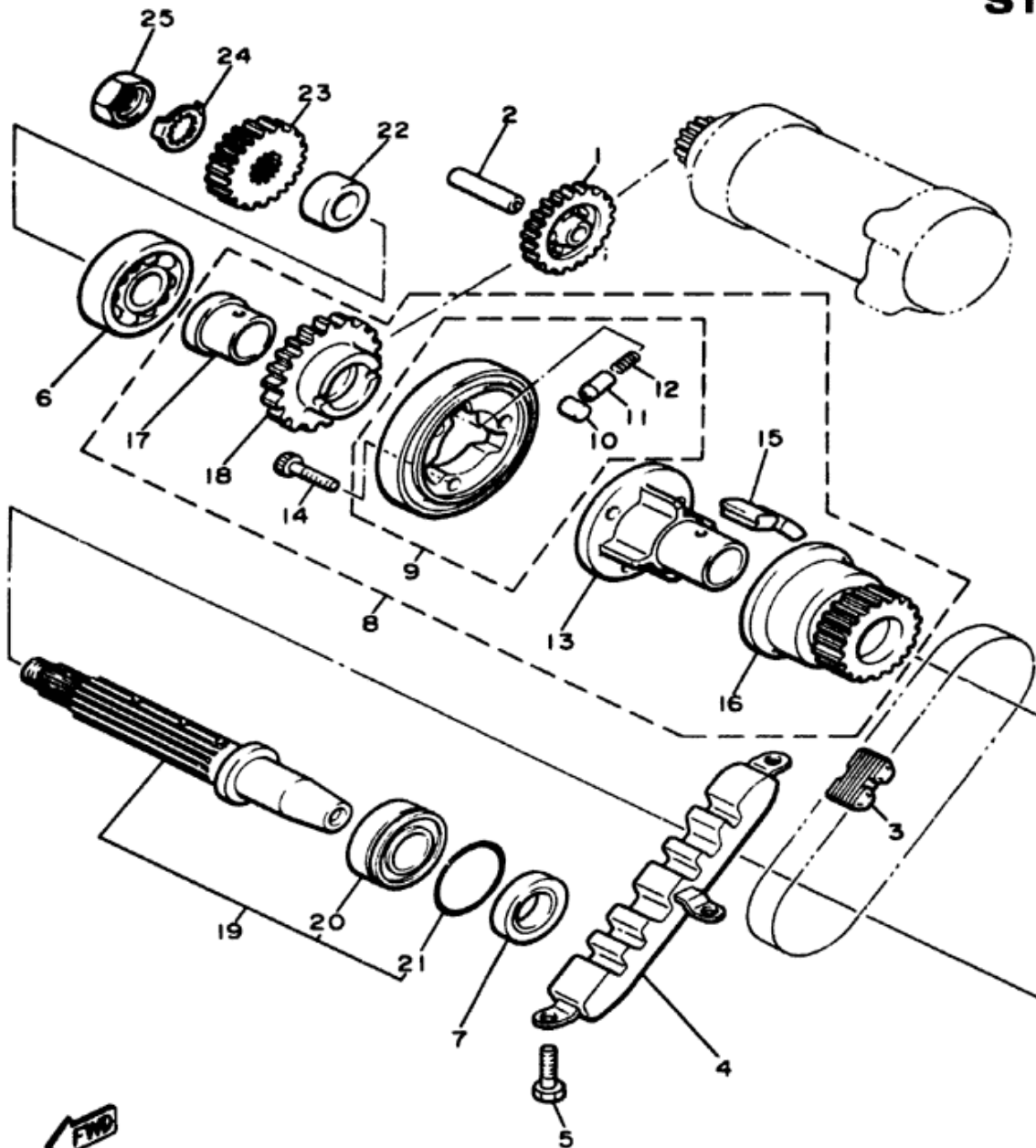
49A110-4380

STARTING MOTOR



Ref. No.	Part Number	Description	L LC	N NC	Remarks
1	4V8-81800-60-00	STARTING MOTOR ASS'Y.	1	1	
2	4V8-81810-00-00	STATOR ASS'Y	1	1	
3	4G0-81826-00-00	BOLT	2	2	
4	4G0-81845-20-00	PLATE	1	1	
5	4G0-81850-00-00	ARMATURE ASS'Y	1	1	
6	4G0-81844-00-00	GASKET	2	2	
7	4G0-81840-00-00	BRUSH HOLDER ASS'Y	1	1	
8	4G0-15511-00-00	GEAR, starting motor	1	1	
9	99009-12400-00	CIRCLIP (93410-12003)	1	1	
10	4G0-81847-00-00	O-RING	1	1	
11	4G0-81809-00-00	WASHER KIT	1	1	
12	4G0-81828-00-00	BOLT 2	1	1	
13	4G0-81815-00-00	WIRE, starter	1	1	
14	4G0-81871-00-00	CAP	2	2	
15	4G0-81872-00-00	NUT, special	2	2	
16	95826-06025-00	BOLT, flange	2	2	

STARTER CLUTCH

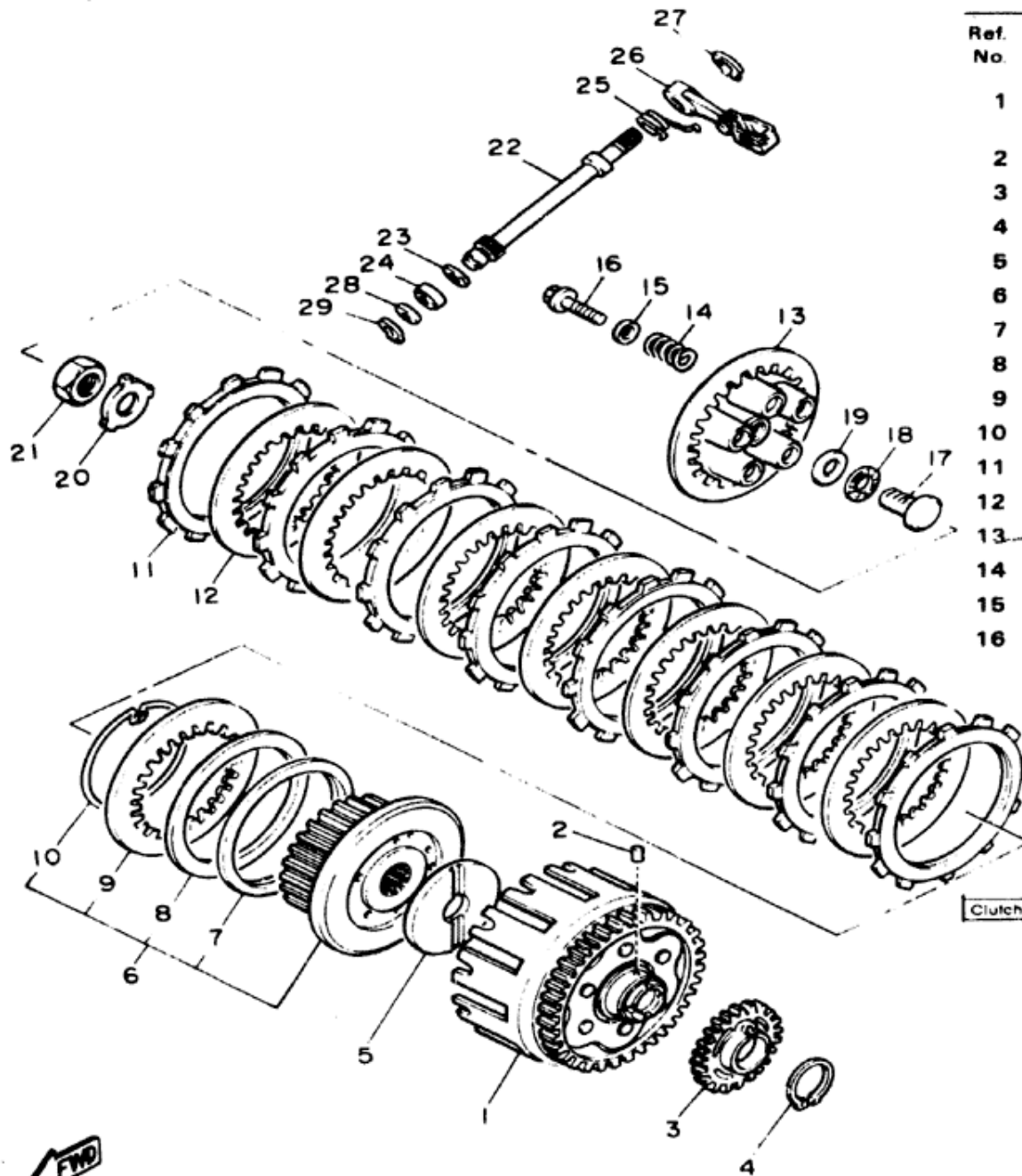


Ref. No.	Part Number	Description	L LC	N NC	Remarks
1	4G0-15512-00-00	GEAR, idler 1 (30T)	1	1	
2	4H7-15521-00-00	SHAFT 1	1	1	
3	4G0-16139-00-00	CHAIN, primary	1	1	
4	4G0-11474-00-00	GUIDE, upper	1	1	
5	97301-06014-00	BOLT	3	3	
6	93306-30525-00	BEARING (B6305)	1	1	
7	93102-25253-00	OIL SEAL	1	1	
8	4G0-16306-01-00	CLUTCH DAMPER ASS'Y	1	1	
9	4G0-15580-00-00	STARTER CLUTCH OUTER ASS'Y	1	1	
10	93615-12088-00	PIN, dowel	3	3	
11	1J7-15583-01-00	CAP, starter clutch spring	3	3	
12	90501-04623-00	SPRING, compression	3	3	
13	4G0-15524-01-00	WHEEL, starter	1	1	
14	91316-08014-00	BOLT	3	3	
15	4G0-16155-03-00	ABSORBER 1	4	4	
16	4G0-11537-00-00	GEAR, driven (22T)	1	1	
17	90387-256A1-00	COLLAR	1	1	
18	4G0-15517-00-00	GEAR, idler 2	1	1	
19	4G0-11406-00-00	SHAFT ASS'Y	1	1	
20	93306-20545-00	BEARING	1	1	
21	93210-47440-00	O-RING	1	1	
22	90387-216A9-00	COLLAR (L/LC)	1		
	90387-216L0-00	COLLAR (N/NC)		1	
23	4U8-16111-00-00	GEAR, primary drive (28T)	1	1	
24	90215-19226-00	WASHER, lock	1	1	
25	90179-16319-00	NUT	1	1	



5F8332-1160

CLUTCH



Ref. No.	Part Number	Description	L LC	N NC	Remarks
1	4U8-16170-01-00	PRIMARY DRIVEN GEAR COMP(85T) ...	1	1	
2	93605-10108-00	PIN, dowel	1	1	
3	4G0-13324-01-00	GEAR, drive (51T)....	1	1	
4	93410-40059-00	CIRCLIP	1	1	
5	3Y1-16154-00-00	PLATE, thrust 1	1	1	
6	4H7-16370-00-00	CLUTCH BOSS ASS'Y	1		
7	1J7-16384-00-00	PLATE, seat	1	1	
8	1J7-16383-01-00	SPRING, clutch boss	1	1	
9	168-16324-00-00	PLATE, clutch 1....	1	1	
10	1J7-16385-00-00	RING, clutch boss	1	1	
11	4H7-16321-00-00	PLATE, friction	8	8	
12	371-16325-00-00	PLATE, clutch 2	7	7	
13	4H7-16351-00-00	PLATE, pressure 1 ...	1	1	
14	90501-23391-00	SPRING, compression	5	5	
15	90201-081A5-00	WASHER, plate	5	5	
16	95821-06025-00	BOLT, flange	5	5	

FJ600L/LC-FJ600N/NC

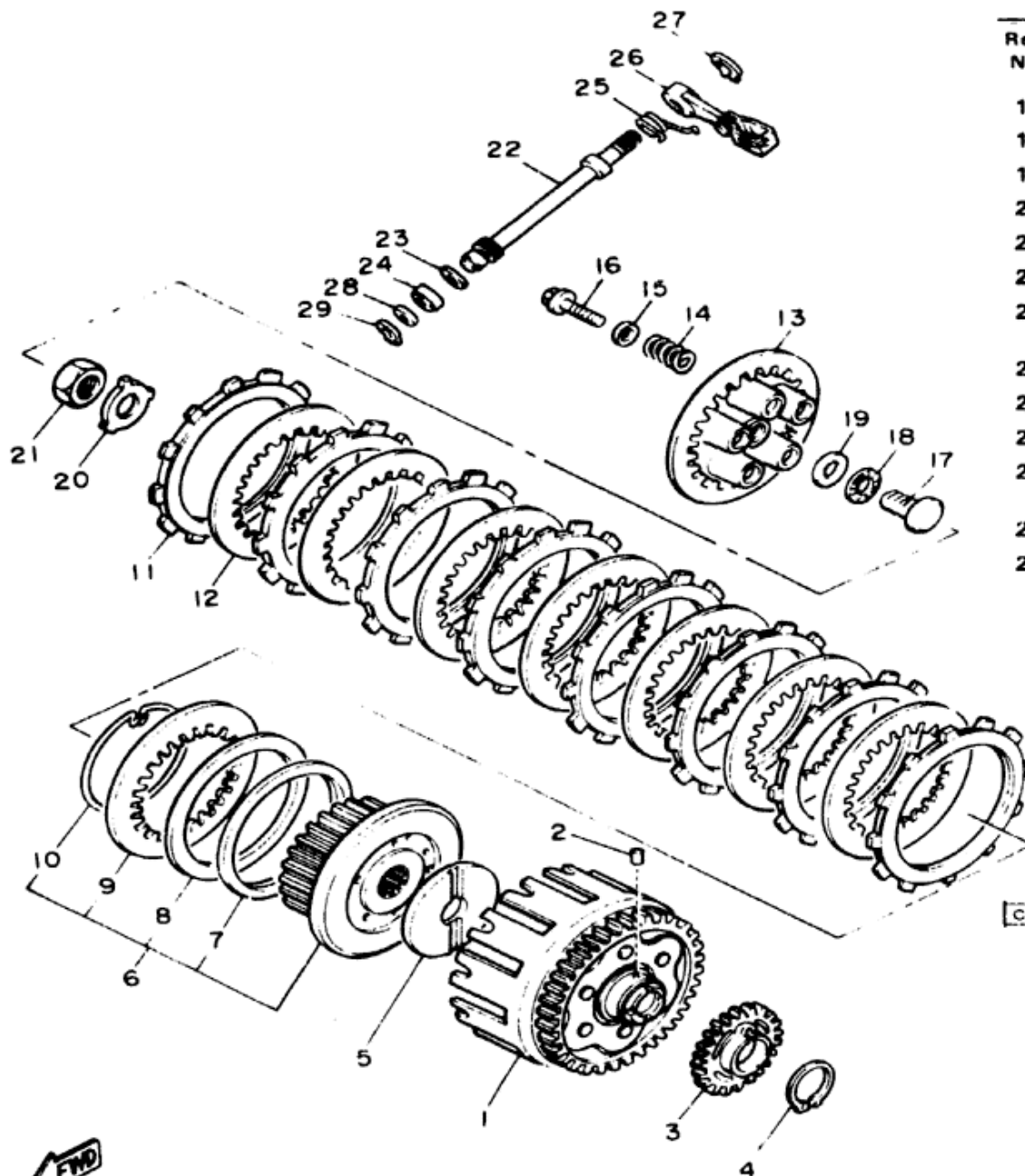
Clutch Nut

M20: 7.0 m.kg (50.6 ft-lbs)



49A110-4150

CLUTCH



Ref. No.	Part Number	Description	L LC	N NC	Remarks
17	4H7-16356-00-00	ROD, push 1	1	1	
18	93340-21505-00	BEARING	1	1	
19	90201-151A7-00	WASHER, plate	1	1	
20	90215-20231-00	WASHER, lock	1	1	
21	90170-20327-00	NUT (90170-20257)	1	1	
22	4G0-16382-00-00	AXLE, push lever	1	1	
23	90201-12163-00	WASHER 1 (102-18137-00-10)...	1	1	
24	93102-12224-00	OIL SEAL	1	1	
25	90508-16459-00	SPRING, torsion	1	1	
26	4G0-16340-01-00	PUSH LEVER ASS'Y	1	1	
27	99001-09600-00	CIRCLIP (93430-09035)	1	1	
28	90201-09572-00	WASHER, plate	1	1	
29	99001-08600-00	CIRCLIP (93430-08006)	1	1	

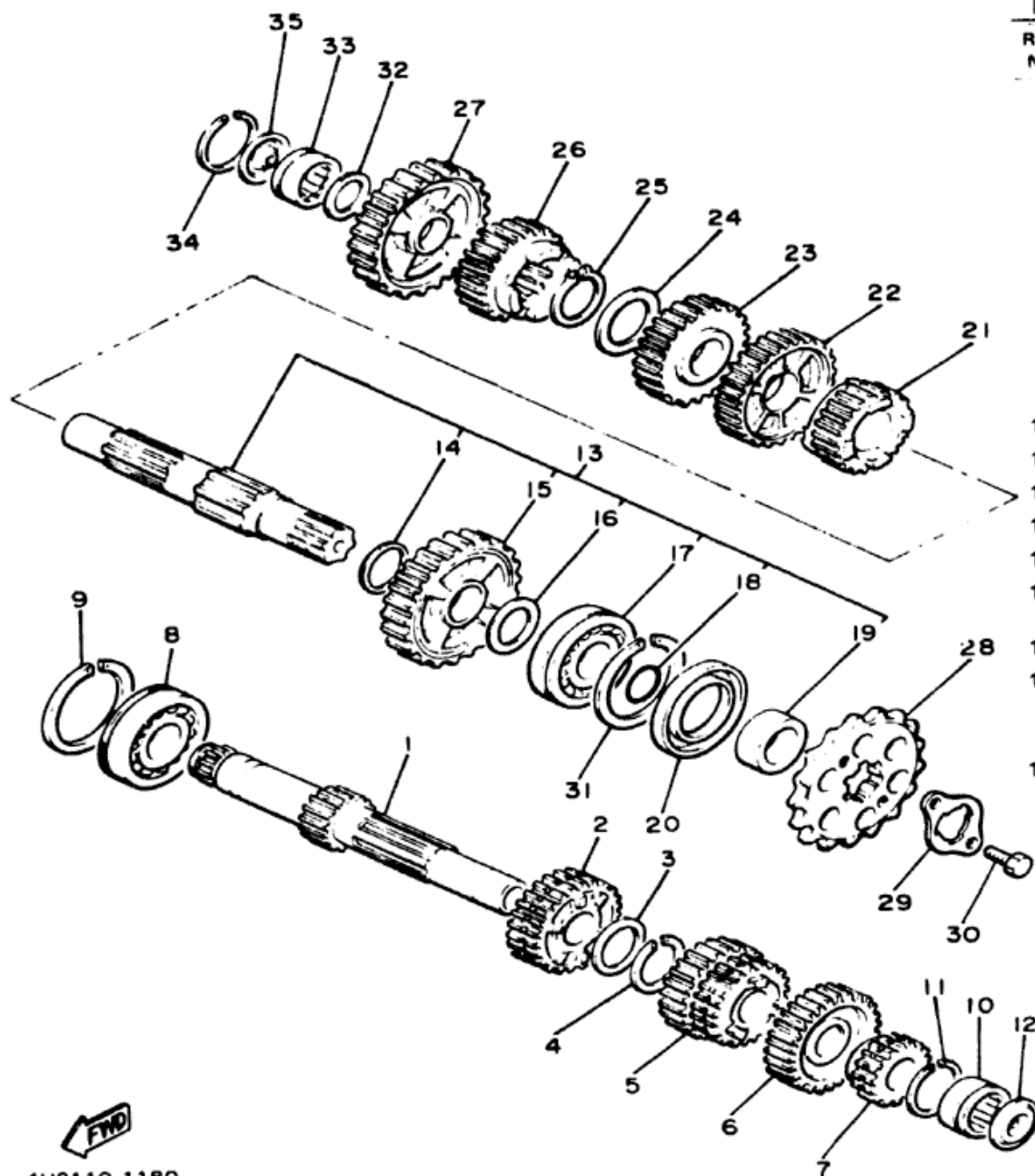
FJ600L/LC-FJ600N/NC

Clutch Nut

M20 7.0 m·kg (50.6 ft·lbs)



49A110-4150



TRANSMISSION

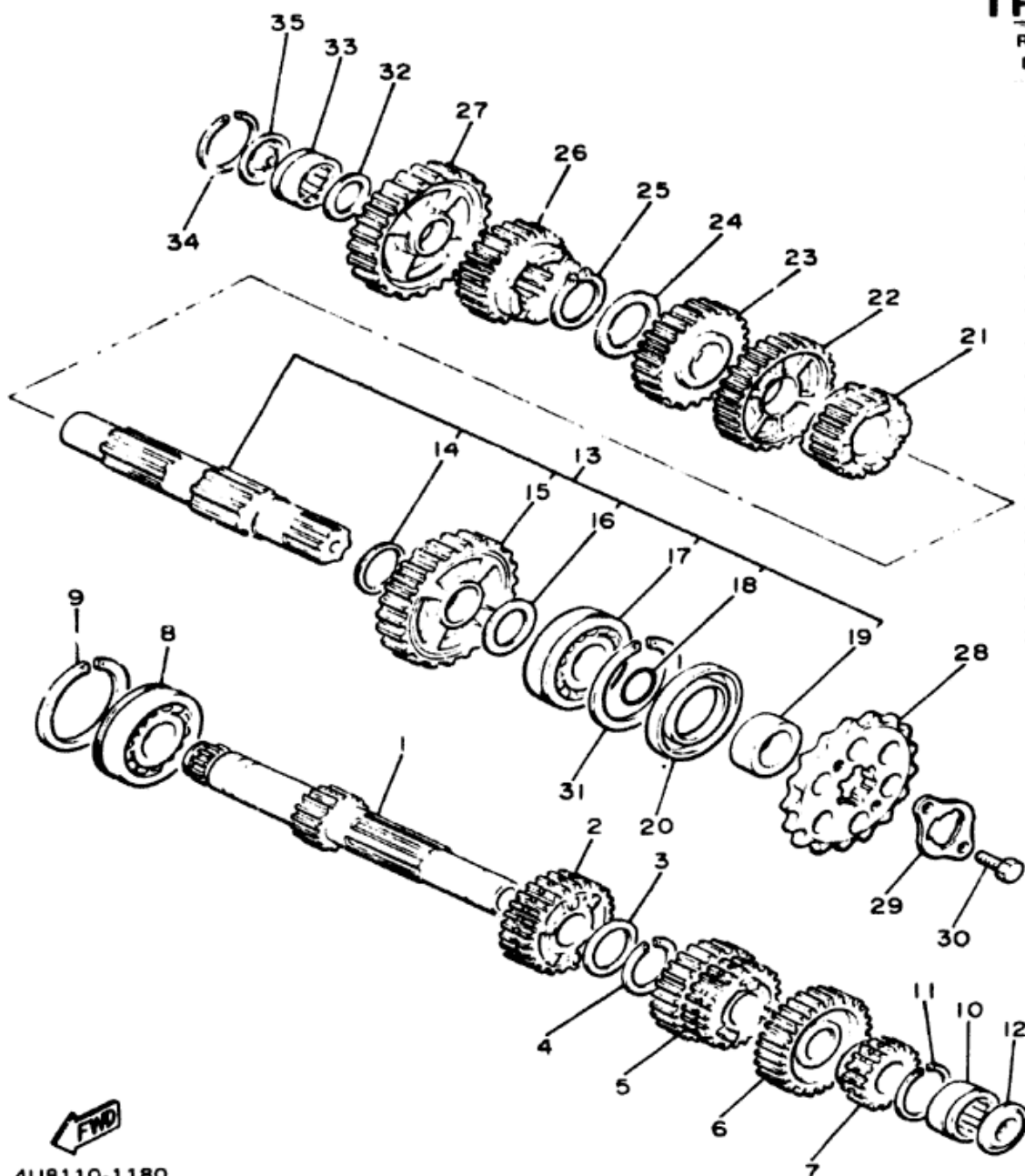
Ref. No.	Part Number	Description	L LC	N NC	Remarks
1	4G0-17411-00-00	AXLE, main (15T)	1	1	
2	4U8-17151-01-00	GEAR, 5th pinion (28T)	1	1	
3	90209-22191-00	WASHER	1	1	
4	93440-25019-00	CIRCLIP	1	1	
5	4U8-17131-00-00	GEAR, 3rd/4th pinion (22/25T)	1	1	
6	4U8-17161-00-00	GEAR, 6th pinion (30T)	1	1	
7	4U8-17121-00-00	GEAR, 2nd pinion (19T)	1	1	
8	93306-30530-00	BEARING (8305NC3)	1	1	
9	278-17424-01-00	CIRCLIP 1	1	1	
10	93311-42045-00	BEARING, cylindrical	1	1	
11	278-17425-00-00	CIRCLIP 2	1	1	
12	4G0-17433-01-00	NOZZLE	1	1	
13	4G0-17402-01-00	DRIVE AXLE ASS'Y	1	1	
14	90201-273A9-00	WASHER, plate	1	1	
15	4G0-17221-00-00	GEAR, 2nd wheel (37T)	1	1	
16	90201-25290-00	WASHER, plate	1	1	
17	93306-30529-00	BEARING . . . (L/LC)	1		
	93306-30528-00	BEARING (B6305Z) (93306-30532) (N/NC)		1	
18	93210-22298-00	O-RING	1	1	

FJ600L/LC-FJ600N/NC

Oiling System	Wet Sump
Capacity Dry	3000cc (3.2 qts)
Oil & Filter Change	2600cc (2.7 qts) 2100cc (2.4 qts)
Oil Filter Part Number	1L9-13440-91-00
Lubricant Temp Above 5°C (40°F)	Yamalube 4" or "AE 20W40 SE o. SF
Temp Below 15°C (60°F)	SAE 10W30 SE o. SF
TRANSMISSION - Oil Type / Oil Change / Oil Dry	See ENGINE Above
Secondary Drive Type	Chain 45-16 50HDL2-106L

4U8110-1180

TRANSMISSION



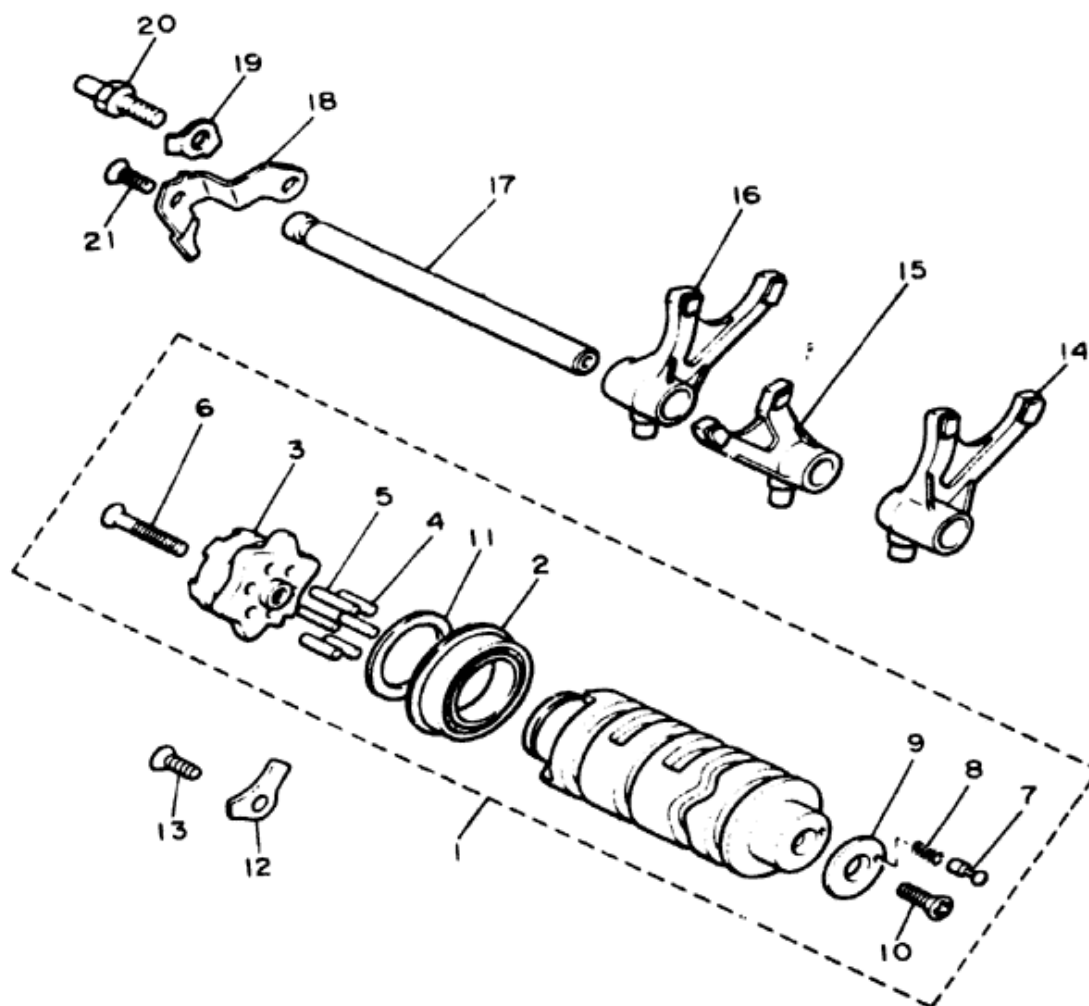
Ref. No.	Part Number	Description	L LC	N NC	Remarks
19	90387-257A3-00	COLLAR	1	1	
20	93102-35109-00	OIL SEAL	1	1	
21	4G0-17261-01-00	GEAR, 6th wheel	1	1	
22	4G0-17231-00-00	GEAR, 3rd wheel (34T)	1	1	
23	4G0-17241-00-00	GEAR, 4th wheel (31T)	1	1	
24	90209-22191-00	WASHER	1	1	
25	93440-25019-00	CIRCLIP	1	1	
26	12R-17251-00-00	GEAR, 5th wheel (29T)	1	1	
27	4G0-17211-00-00	GEAR, 1st wheel (41T)	1	1	
28	49A-17461-60-00	SPROCKET, drive (16T)	1	1	
29	3Y1-17456-00-00	HOLDER, sprocket	1	1	
30	97322-06012-00	BOLT	2	2	
31	278-17424-01-00	CIRCLIP 1	1	1	
32	90201-20276-00	WASHER, plate	1	1	
33	93311-42045-00	BEARING, cylindrical	1	1	
34	278-17425-00-00	CIRCLIP 2	1	1	
35	4G0-17433-01-00	NOZZLE	1	1	

FJ600L/LC-FJ600N/NC

Oiling System	Wet Sump
Capacity, Dry	3000cc (3.2 qts)
Oil & Filter Change, Oil Change Only	2000cc (2.1 qts) 2300cc (2.4 qts)
Oil Filter Part Number	1L9-13440-91-00
Lubricant Temp Above 5°C (40°F)	Yamalube 4" or SAE 20W40 SE or SF
Temp Below 15°C (60°F)	SAE 10W30 SE or SF
TRANSMISSION - Oil type / Oil Change, Oil Dry	See ENGINE Above
Secondary Drive type, Teeth, Chain	Chain 45-16 50HDL2-106L



4UB110-1180

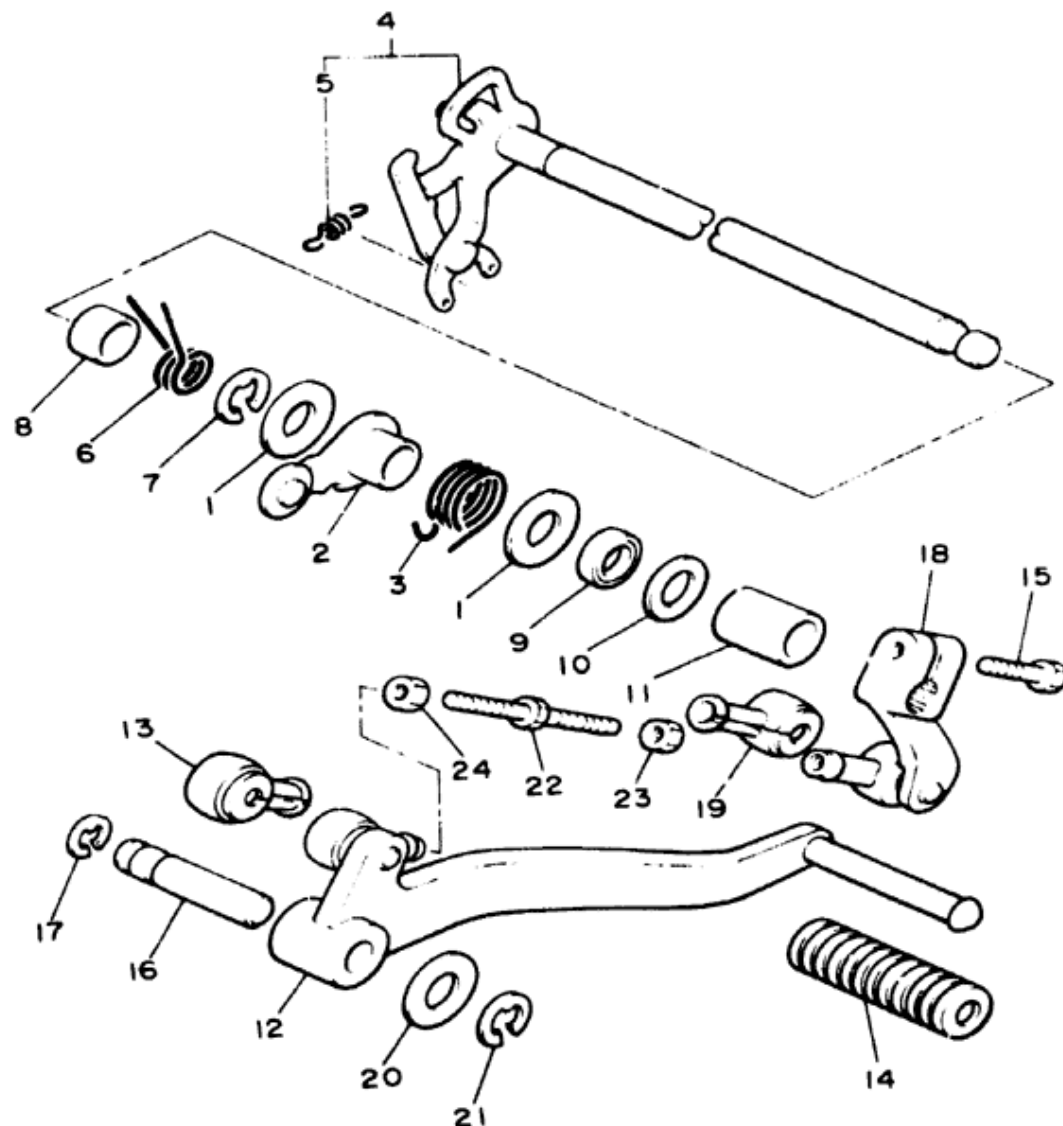


SHIFT CAM - FORK

Ref. No.	Part Number	Description	L LC	N NC	Remarks
1	49A-18540-00-00	SHIFT CAM ASS'Y	1	1	
2	93306-90501-00	BEARING	1	1	
3	49A-18185-00-00	SEGMENT	1	1	
4	93604-10011-00	PIN, dowel	1	1	
5	93604-16092-00	PIN, dowel	5	5	
6	90151-06013-00	SCREW, countersunk	1	1	
7	278-18542-00-00	POINT, neutral	1	1	
8	90501-06022-00	SPRING, compression	1	1	
9	278-18566-00-00	PLATE, side 2	1	1	
10	98701-05016-00	SCREW, flat head	1	1	
11	117-1564-00-00	SHIM	1	1	
12	49A-15383-00-00	PLATE, bearing cover	1	1	
13	92603-06012-00	SCREW, flat head (92701-06012)	1	1	
14	49A-18511-00-00	FORK, shift 1	1	1	
15	49A-18512-00-00	FORK, shift 2	1	1	
16	49A-18513-00-00	FORK, shift 3	1	1	
17	4G0-18531-00-00	BAR, shift fork guide 1	1	1	
18	49A-18536-00-00	STOPPER, shift bar	1	1	
19	90215-08240-00	WASHER, lock	1	1	
20	4G0-18127-00-00	STOPPER, screw	1	1	
21	92701-06015-00	SCREW, flat head	1	1	



49A110-4170

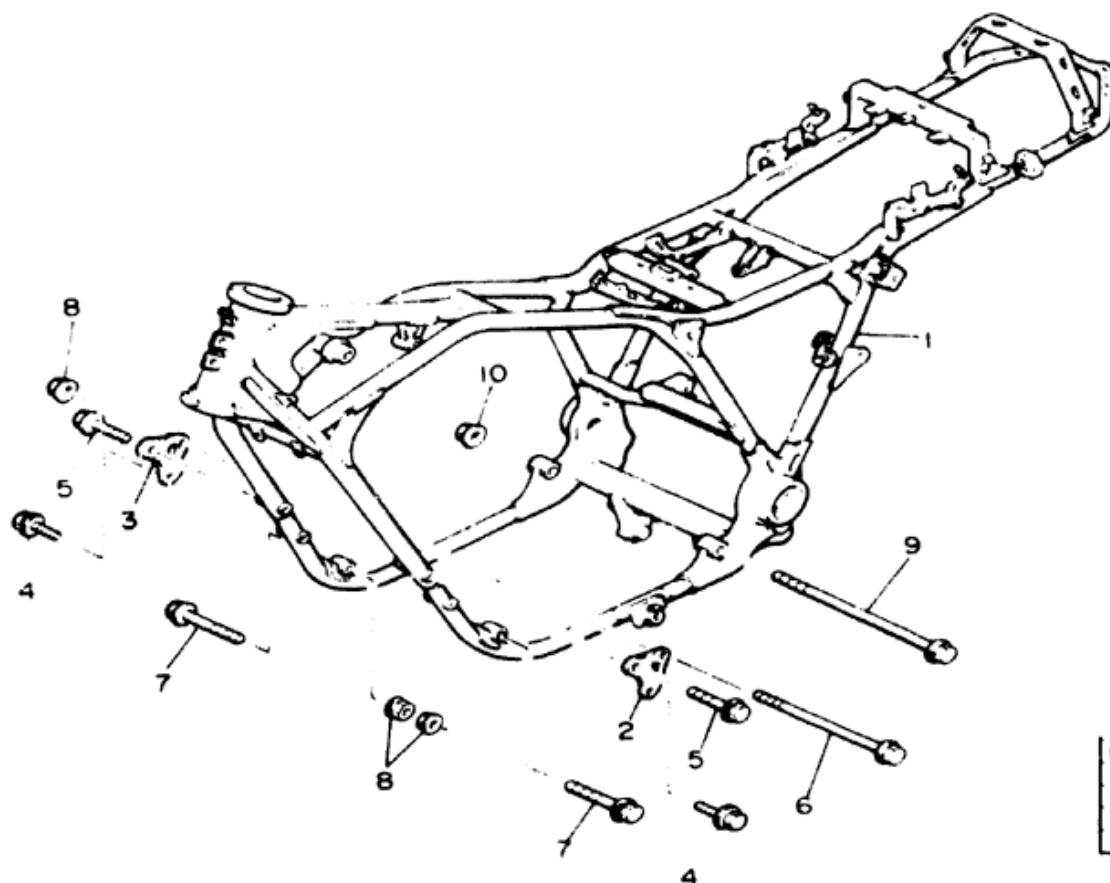


SHIFT SHAFT

Ref. No.	Part Number	Description	L LC	N NC	Remarks
1	90201-12588-00	WASHER, plate	2	2	
2	4G0-18140-00-00	STOPPER LEVER ASS'Y.	1	1	
3	90508-2S640-00	SPRING, torsion.	1	1	
4	4G0-18120-00-00	SHIFT LEVER ASS'Y	1	1	
5	90506-08227-00	SPRING, tension.	1	1	
6	90508-32534-00	SPRING, torsion.	1	1	
7	99001-10600-00	CIRCLIP (93430-10016)	1	1	
8	90387-124F4-00	COLLAR.	1	1	
9	93102-12106-00	OIL SEAL.	1	1	
10	90201-12575-00	WASHER, plate	1	1	
11	90387-125A8-00	COLLAR.	1	1	
12	49A-18111-00-00	PEDAL, shift.	1	1	
13	2H9-18154-00-00	COVER, dust.	1	1	
14	132-18113-01-00	COVER, shift pedal	1	1	
15	97321-06020-00	BOLT	1	1	
16	4K0-18197-00-00	SHAFT.	1	1	
17	93440-12066-00	CIRCLIP	1	1	
18	2H9-W1812-00-00	ARM, shift pedal.	1	1	
19	2H9-18154-00-00	COVER, dust.	1	1	
20	90201-12688-00	WASHER, plate	1	1	
21	99001-10600-00	CIRCLIP (93430-10016)	1	1	
22	4K0-18115-00-00	ROD, shift.	1	1	
23	95303-06700-00	NUT	1	1	
24	90170-06228-00	NUT	1	1	



49A110-4180



FRAME - FJ600L/N

Ref. No	Part Number	Description	L	N	Remarks
1	49A-21110-00-33	FRAME COMP.	1	1	Yamaha Blk
2	33M-21315-00-00	STAY, engine 2.	1	1	
3	33M-21316-00-00	STAY, engine 3.	1	1	
4	90105-08155-00	BOLT, washer based	2	2	
5	95821-08020-00	BOLT, flange.	2	2	

FJ600L/N

6	90105-10401-00	BOLT, washer based (90105-10055)	1	1	
7	90105-10170-00	BOLT, washer based	2	2	
8	90179-10247-00	NUT	3	3	
9	90105-12171-00	BOLT, washer based	1	1	
10	90179-12421-00	NUT (90179-12248)	1	1	

FJ600L/N

FJ600L/N

Engine Mounting Bolts	Front Upper	M10 4.2 m.kg (30.4 ft-lbs)
	Front Lower	M10 4.2 m.kg
	Front Bracket	M10 3.2 m.kg (23.4 ft-lbs)
	Rear Lower	M12 9.0 m.kg (66.1 ft-lbs)

FJ600L

Initial Engine Number	Frame Number	FJ600L 49A-000101 JYA49A001 1EA000101
		FJ600LC 51K-000101 JYA51K001 1EA000101

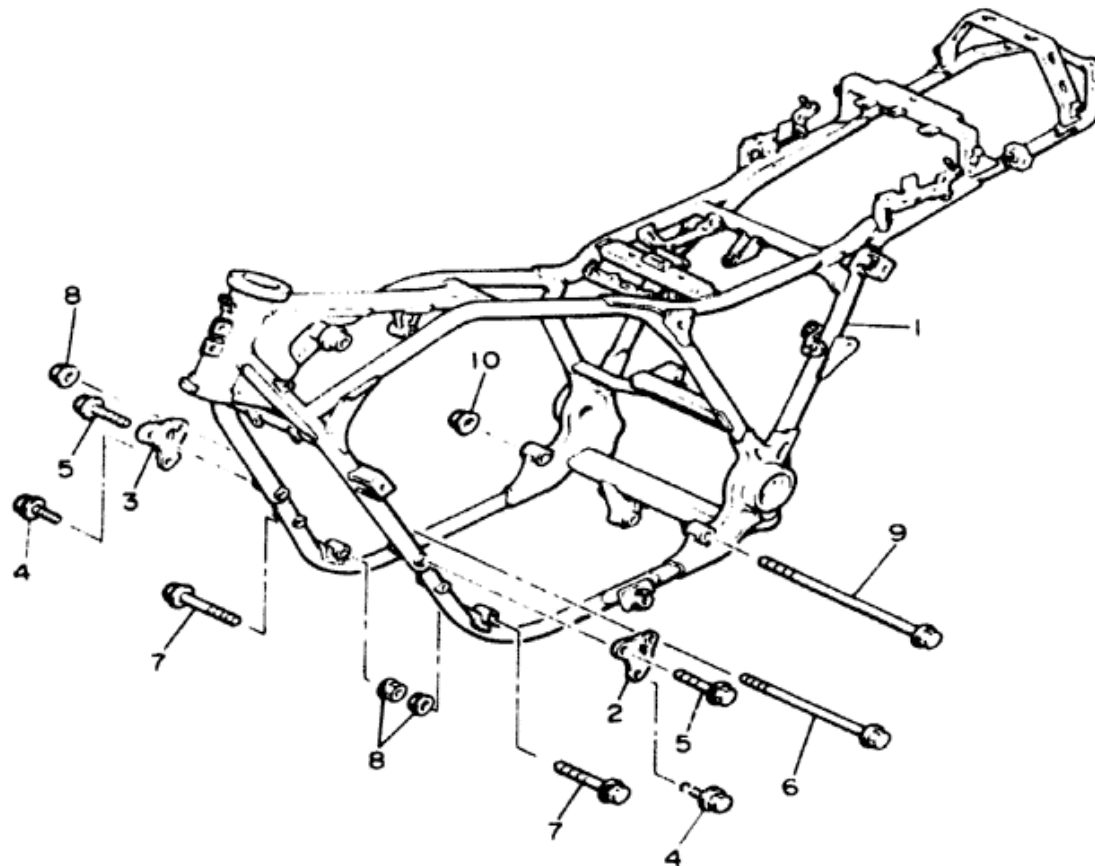
FJ600N

Initial Engine Number	Frame Number	FJ600N 49A-007101 JYA49A001 1FA007101
		FJ600NC 51K-001101 JYA51K001 1FA001101



49A110-4190

FRAME - FJ600LC/NC



Ref. No.	Part Number	Description	LC	NC	Remarks
1	51K-21110-00-33	FRAME COMP.	1	1	Yamaha Blk
2	33M-21315-00-00	STAY, engine 2.....	1	1	
3	33M-21316-00-00	STAY, engine 3.....	1	1	
4	90105-08155-00	BOLT, washer based	2	2	
5	95821-08020-00	BOLT, flange.....	2	2	

FJ600LC/NC

6	90105-10401-00	BOLT, washer based (90105-10056)	1	1	
7	90105-10170-00	BOLT, washer based	2	2	
8	90179-10247-00	NUT	3	3	
9	90105-12171-00	BOLT, washer based	1	1	
10	90179-12421-00	NUT (90179-12248)	1	1	

FJ600LC/NC

FJ600LC/NC

Engine Mounting Bolts: Front Upper	M10 4.2 m.kg (30.4 ft-lbs)
Front Lower	M10 4.2 m.kg
Front Bracket	M10 3.2 m.kg (23.4 ft-lbs)
Rear Lower	M12 9.0 m.kg (65.1 ft-lbs)

FJ600LC

Initial Engine Number - Frame Number	FJ600L 49A-000101 JYA49A001 JEA000101
	FJ600LC 51K-000101 JYA51K001 JEA000101

FJ600NC

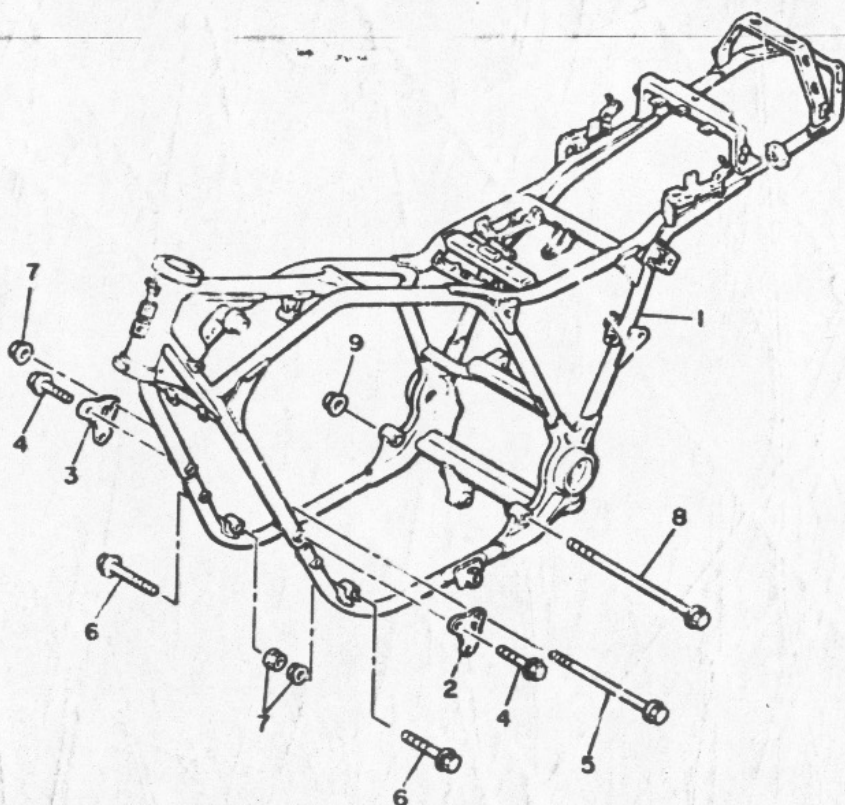
Initial Engine Number - Frame Number	FJ600N 49A-007101 JYA49A001 JFA007101
	FJ600NC 51K-001101 JYA51K001 JFA001101



51K110-4470

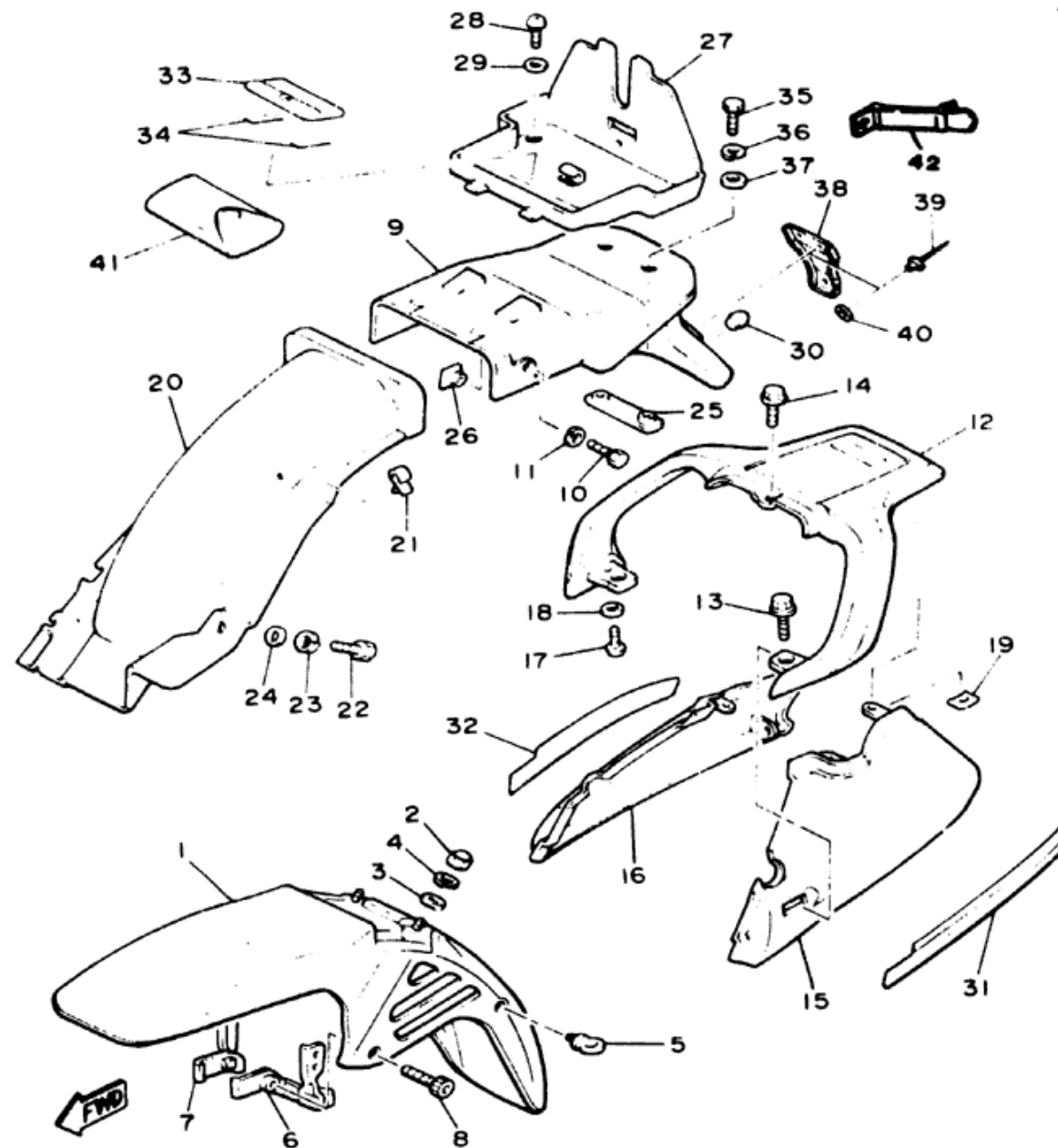
FIG. 19 FRAME

REF. NO.	PART NO.	DESCRIPTION	Q'TY	REMARKS
1	49F-21110-00-33	FRAME COMP.	1	yamaha black
2	33M-21315-00	STAY, engine 2	1	
3	33M-21316-00	STAY, engine 3	1	
4	90105-08155	BOLT, washer based	4	
5	90105-10055	BOLT, washer based	1	
6	90105-10171	BOLT, washer based	2	
7	90179-10047	NUT	3	
8	90105-12171	BOLT, washer based	1	
9	90179-12248	NUT	1	



49F700-4190

FENDER

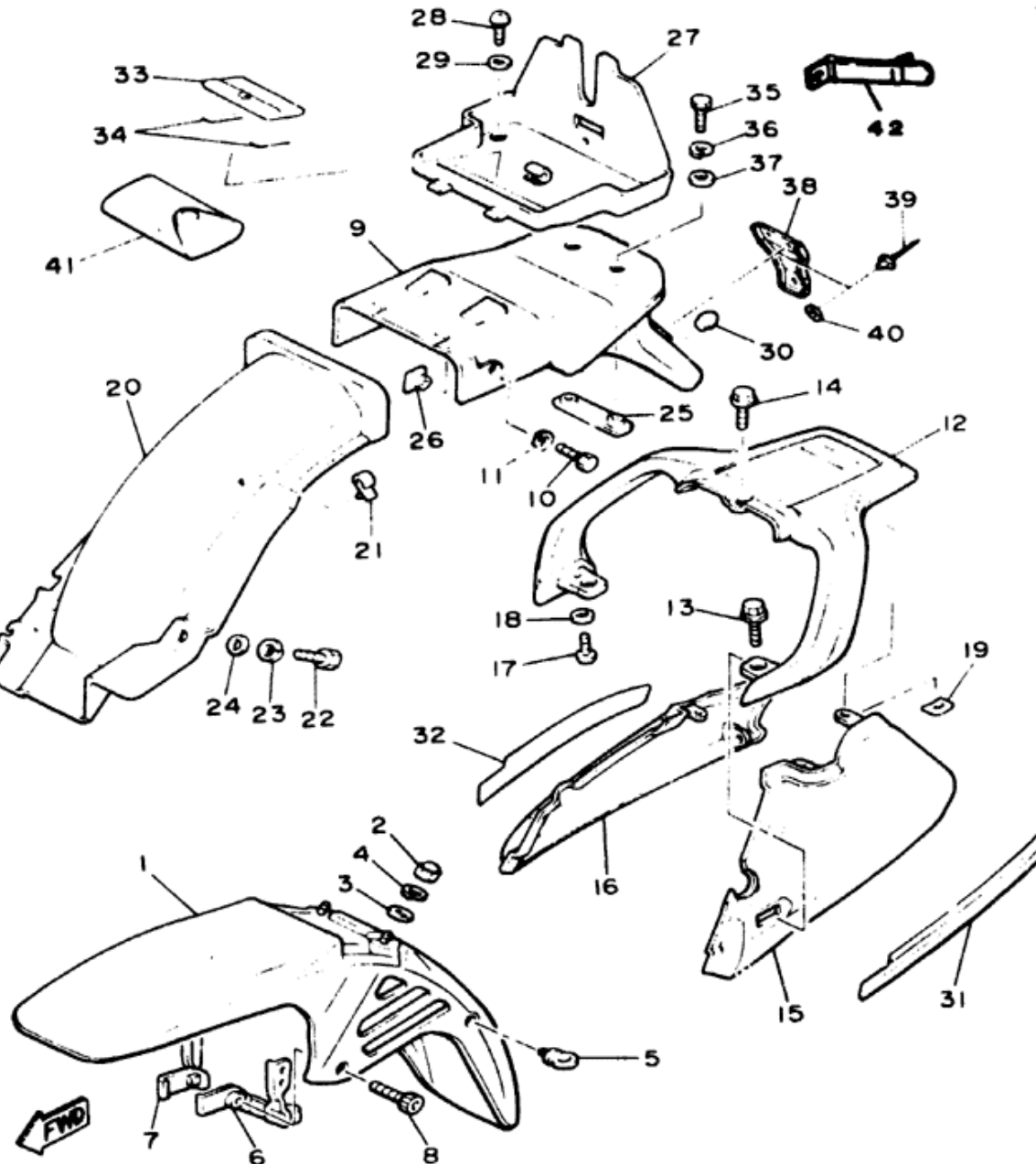


49A110-4200

Ref. No	Part Number	Description	L LC	N NC	Remarks
1	33M-21510-00-1U	FRONT FENDER COMP. (L/LC)	1		Quartz Silver
	33M-21510-00-6G	FRONT FENDER COMP. (N/NC)		1	Nw Yamaha Bk
2	95303-06800-00	NUT, crown.	2	2	
3	92990-06200-00	WASHER, plain (92903-06200)	2	2	
4	92990-06100-00	WASHER, spring (92903-06100)	2	2	
5	1A8-21518-00-00	HOLDER, cable.	1	1	
6	49A-21523-00-00	PLATE 1.	1	1	
7	49A-21524-00-00	PLATE 2.	1	1	
8	91311-08025-00	BOLT.	2	2	
9	49A-21611-00-00	FENDER, rear.	1	1	
10	97301-06016-00	BOLT.	2	2	
11	92990-06100-00	WASHER, spring (92903-06100)	2	2	
12	33M-21645-00-00	STAY, rear.	1	1	
13	95801-08020-00	BOLT, flange.	2	2	
14	95801-08016-00	BOLT, flange.	1	1	
15	33M-2163A-00-1U	COVER, rear fender 2. (L/LC)	1		Quartz Silver
	33M-2163A-00-6G	COVER, rear fender 2. (N/NC)		1	Nw Yamaha Bk
16	33M-2163E-00-1U	COVER, rear fender 3. (L/LC)	1		Quartz Silver
	33M-2163E-00-6G	COVER, rear fender 3. (N/NC)		1	Nw Yamaha Bk
17	98580-05012-00	SCREW, pan head (98503-05012)	2	2	
18	90201-05029-00	WASHER, plate.	2	2	
19	90183-06011-00	NUT, spring.	2	2	
20	33M-21629-00-00	GUARD, mud.	1	1	

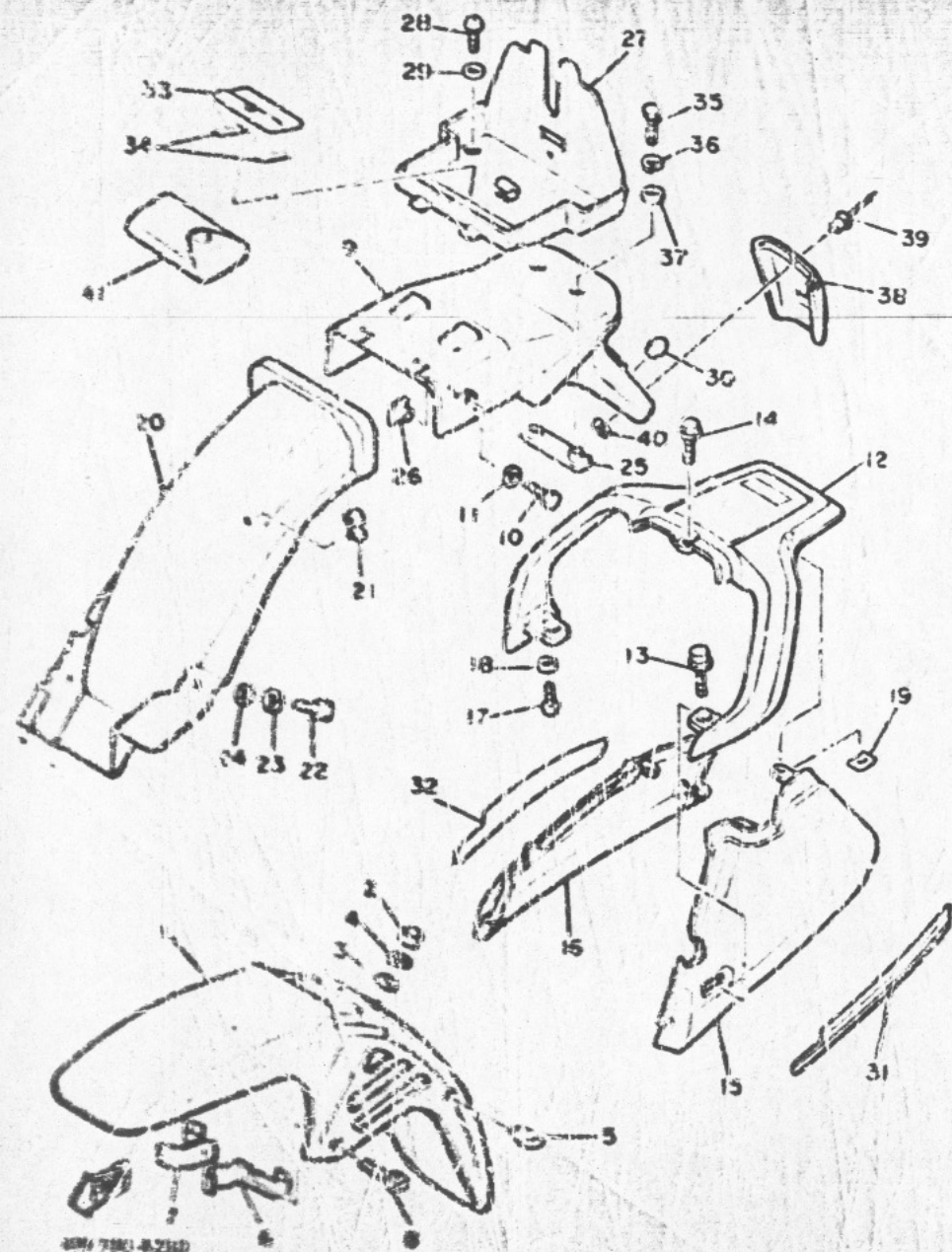
FENDER

Ref. No.	Part Number	Description	L LC	N NC	Remarks
21	90464-16021-00	CLAMP	2	2	
22	97301-06016-00	BOLT	1	1	
23	22900-06100-00	WASHER, spring (92903-06100)	1	1	
24	90201-06067-00	WASHER, plate	1	1	
25	33M-21635-00-00	NUT, rear fender.....	1	1	
26	33M-21636-00-00	NUT	2	2	
27	33M-2160A-00-00	BOX (33M-21653-00)	1	1	
28	92580-00012-00	SCREW, pan head (92503-06012)	2	2	
29	92901-06600-00	WASHER (92902-06600)	2	2	
30	5A8-21639-00-00	DAMPER 2	1	1	
31	51J-21661-00-00	GRAPHIC, r. fender cover (L.H.) (L/LC)	1		
	51J-21661-10-00	GRAPHIC, r. fender cover		1	For NYB
32	51J-21662-00-00	GRAPHIC, r. fender cover (R.H.) (L/LC)	1		
	51J-21662-10-00	GRAPHIC, r. fender cover		1	For NYB
33	4N0-28186-00-00	POUCH	1	1	
34	4K5-2814E-10-00	HOOK	2	2	
35	97301-06016-00	BOLT	2	2	
36	92990-06100-00	WASHER, spring (92903-06100)	2	2	
37	90201-061A5-00	WASHER, plate	2	2	
38	49A-85132-00-00	BRACKET, reflector 1	1	1	
39	90267-40076-00	RIVET, blind	2	2	
40	90201-044A2-00	WASHER, plate	2	2	
41	33M-28100-00-00	TOOL KIT	1	1	
42	33M-21376-00-00	BAND, tool	1	1	



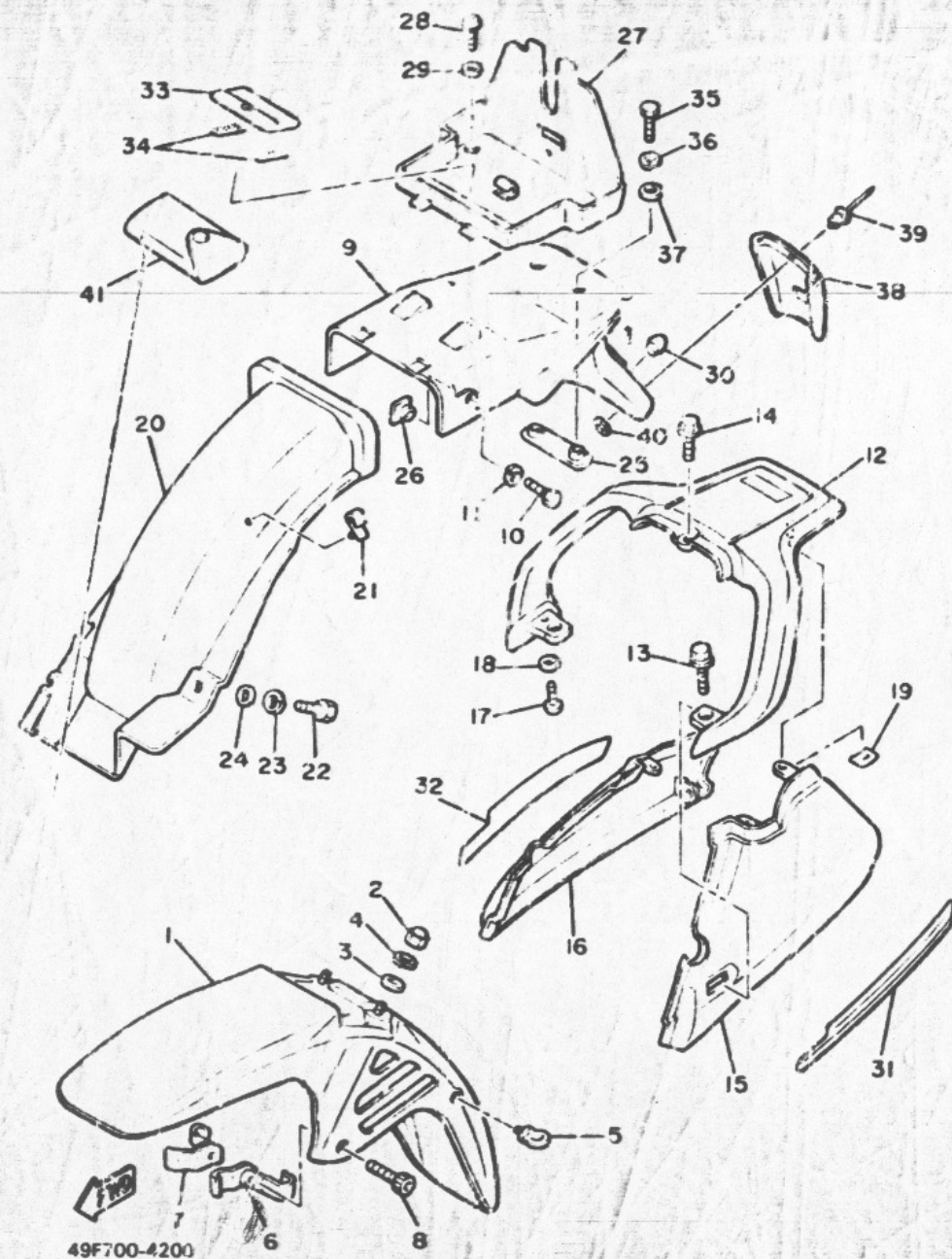
49A110-4200

FIG. 20 FENDER



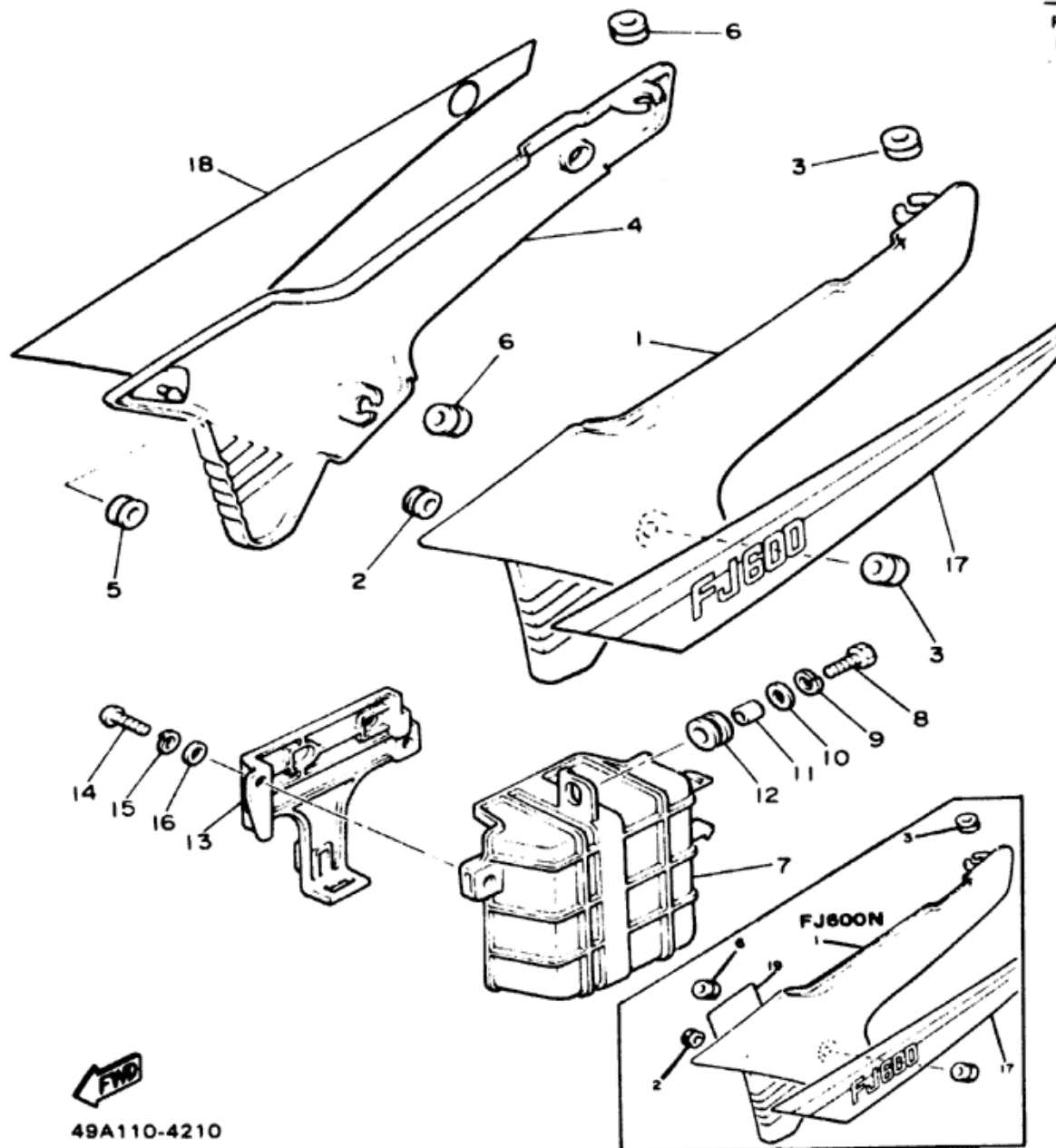
REF. NO.	PART NO.	DESCRIPTION	Q'TY	REMARKS
23	92902-06600	WASHER	2	
10	5A8-21639-00	DAMPER 2	2	
31	51J-21661-10	GRAPHIC, r-fender cover (L.H.)	1	for nyb
32	51J-21662-10	GRAPHIC, r-fender cover (R.H.)	1	for nyb
33	4N0-28186-00	POUCH	1	
34	4K0-2814E-10	HOO	2	
35	97301-06016	BOLT	2	
36	92901-06100	WASHER, sPrint	2	
37	90201-041A5	WASHER, Plate	2	
38	51J-21621-00	FLAP	1	
39	90267-40016	RIVET, blind	3	
40	90201-044A1	WASHER, Plate	3	
41	33M-28100-00	TOOL KIT	1	

FIG. 20 FENDER



REF. NO.	PART NO.	DESCRIPTION	Q'TY	REMARKS
1	33M-21510-00-6G	FRONT FENDER COMP.	1	new yamaha black
2	95303-06800	NUT, crown	2	
3	92903-06200	WASHER, Plain	2	
4	92903-06100	WASHER, spring	2	
5	1A5-21518-00	HOLDER, cable	1	
6	33M-21523-00	PLATE 1	1	
7	33M-21524-00	PLATE 2	1	
8	91311-06025	BOLT	2	
9	51J-21811-00	FENDER, rear	1	
10	97301-06016	BOLT	2	
11	92901-06100	WASHER, spring	2	
12	33M-21845-00	STAY, rear	1	
13	95801-08020	BOLT, flange	2	
14	95801-08016	BOLT, flange	1	
15	33M-2163A-00-6G	COVER, rear fender 2	1	new yamaha black
16	33M-2163E-00-6G	COVER, rear fender 3	1	new yamaha black
17	98501-05012	SCREW, Pan head	2	
18	90201-05029	WASHER, plate	2	
19	90103-06011	NUT, spring	2	
20	33M-21629-00	GUARD, mud	1	
21	30464-18021	CLAMP	2	
22	97301-06016	BOLT	1	
23	92901-06100	WASHER, spring	1	
24	90201-06067	WASHER, plate	1	
25	33M-21635-00	NUT, rear fender	1	
26	33M-21636-00	NUT	2	
27	33M-21653-00	BOX	1	
28	92501-06012	SCREW, Pan head	2	

SIDE COVER - FJ600L/N



Ref. No.	Part Number	Description	L	N	Remarks
1	33M-21711-00-1U	COVER, side 1 (L)	1		Quartz Silver
	33M-21711-00-6G	COVER, side 1 (N)		1	Nw Yamaha Bk
2	90480-01141-00	GROMMET	1	1	
3	90480-12053-00	GROMMET	2	2	
4	33M-21721-00-1U	COVER, side 2 (L)	1		Quartz Silver
	33M-21721-00-6G	COVER, side 2 (N)		1	Nw Yamaha Bk
5	90480-01141-00	GROMMET	1	1	
6	90480-12053-00	GROMMET	2	2	
7	33M-21170-00-00	BOX COMP.	1	1	
8	97303-06020-00	BOLT (97302-06020)	3	3	
9	92990-06100-00	WASHER, spring (92903-06100)	3	3	

FJ600L/N

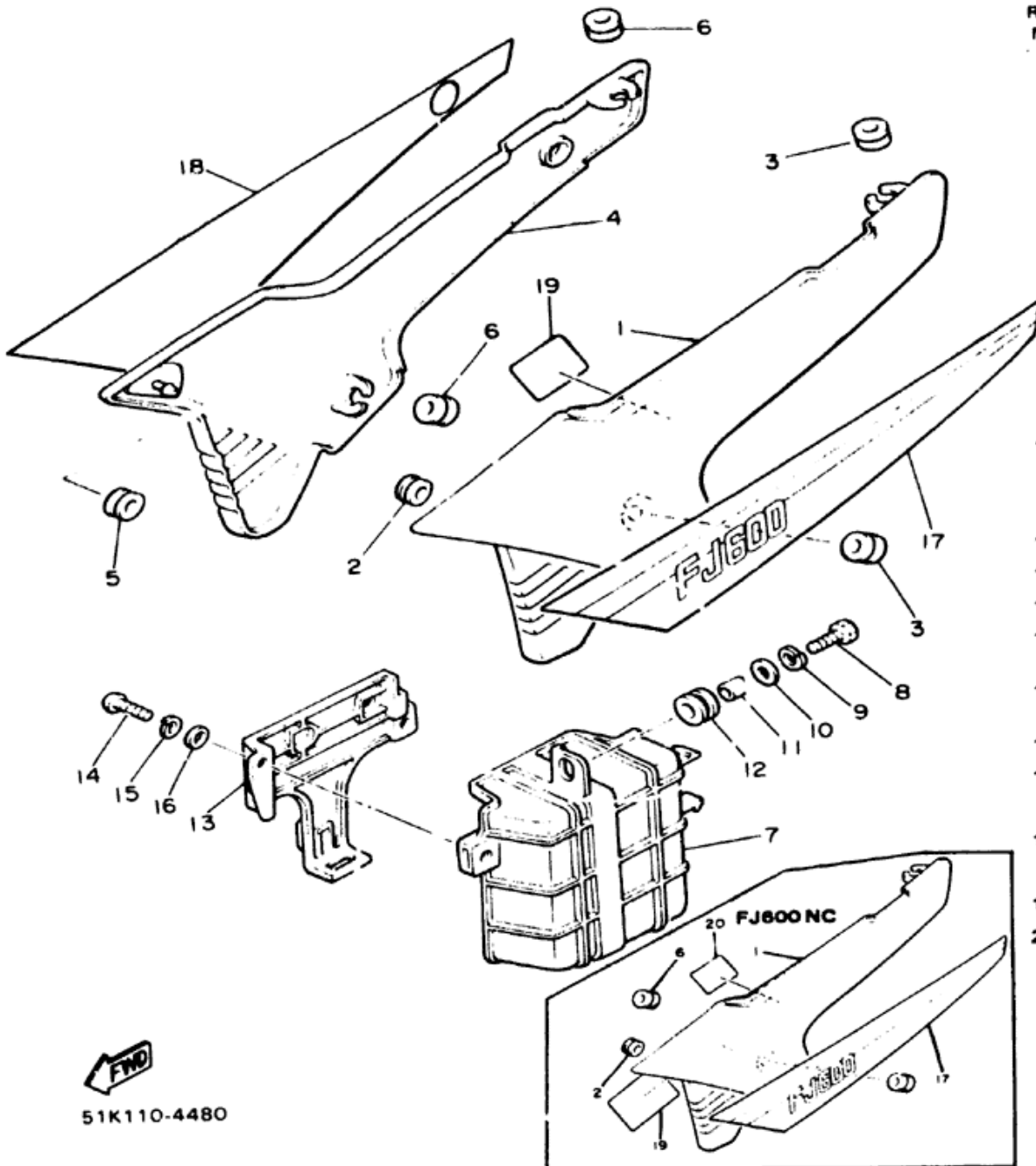
10	90201-06071-00	WASHER, plate	3	3	
11	90387-060A7-00	COLLAR	3	3	
12	90480-16233-00	GROMMET	3	3	
13	33M-28185-00-00	LID	1	1	
14	92503-06015-00	SCREW, pan head (92502-06016)	2	2	
15	92990-06100-00	WASHER, spring (92903-06100)	2	2	
16	90201-06055-00	WASHER, plate	2	2	
17	49A-2173E-01-00	GRAPHIC 1 (L)	1		
	49A-2173E-10-00	GRAPHIC 1 (N)		1	
18	49A-2173F-01-00	GRAPHIC 2 (L)	1		
	49A-2173F-10-00	GRAPHIC 2 (N)		1	
19	49A-21683-72-00	PLATE, specification (N)		1	

FJ600L/N



49A110-4210

SIDE COVER - FJ600LC/NC



Ref. No.	Part Number	Description	LC	NC	Remarks
1	33M-21711-00-1U	COVER, side 1	1	1	Quartz Silver
	33M-21711-00-8G	COVER, side 1 . . . (NC)		1	Nw Yamaha Bk
2	90480-01141-00	GROMMET	1	1	
3	90480-12053-00	GROMMET	2	2	
4	33M-21721-00-1U	COVER, side 2	1	1	Quartz Silver
	33M-21721-00-8G	COVER, side 2 . . . (NC)		1	Nw Yamaha Bk
5	90480-01141-00	GROMMET	1	1	
6	90480-12053-00	GROMMET	2	2	
7	33M-21170-00-00	BOX COMP.	1	1	
8	97303-06020-00	BOLT (97302-06020)	3	3	
9	92990-06100-00	WASHER, spring (92903-06100)	3	3	
10	90201-06071-00	WASHER, plate	3	3	

FJ600LC/NC

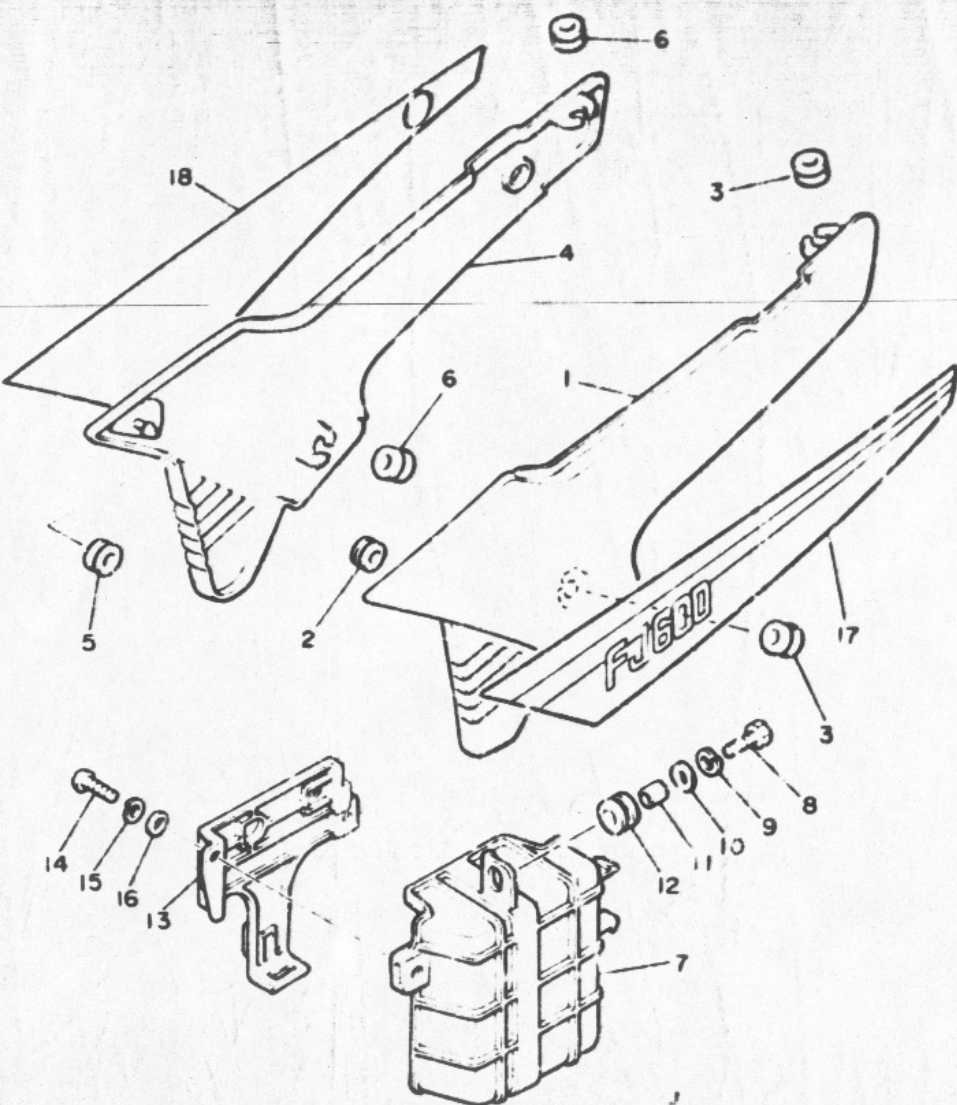
11	90387-060A7-00	COLLAR	3	3	
12	90480-16233-00	GROMMET	3	3	
13	33M-28185-00-00	LID	1	1	
14	92503-06015-00	SCREW pan head (92502-06016)	2	2	
15	92990-06100-00	WASHER, spring (92903-06100)	2	2	
16	90201-06055-00	WASHER, plate	2	2	
17	49A-2173E-01-00	GRAPHIC 1 (N)	1		
	49A-2173E-10-00	GRAPHIC 1 (NC)		1	
18	49A-2173F-01-00	GRAPHIC 2 (N)	1		
	49A-2173F-10-00	GRAPHIC 2 (NC)		1	
19	20K-21686-00-00	PLATE, routing 2	1	1	
20	51K-21683-52-00	PLATE, specification (NC)		1	

FJ600LC/NC



51K110-4480

FIG. 21 SIDE COVER

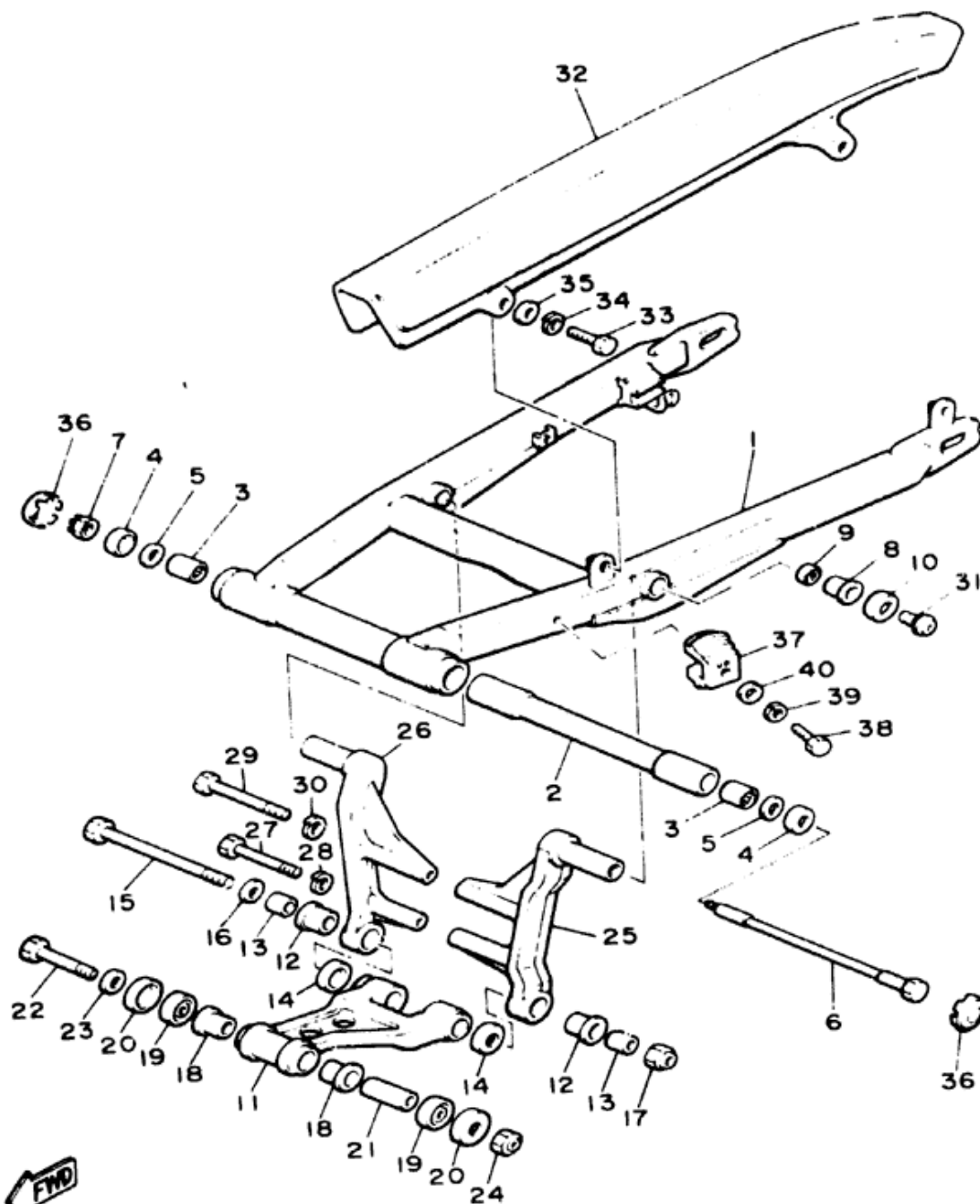


REF. NO.	PART NO.	DESCRIPTION	Q'TY	REMARKS
1	33M-2 711-00-SG	COVER side 1	1	new package 512-28
2	90480-01141	GROMMET	1	
3	90480-12053	GROMMET	2	
4	33M-21721-00-SG	COVER side 2	1	new package 512-28
5	90480-01141	GROMMET	1	
6	90480-12053	GROMMET	2	
7	33M-21170-00	BOX COMP.	1	
8	97302-06020	BOLT	3	
9	92902-06100	WASHER, spring	3	
10	90201-06071	WASHER, plate	3	
11	90387-060A7	COLLAR	3	
12	90480-15233	GROMMET	3	
13	33M-28185-00	LID	1	
14	92502-06016	SCREW, Pan head	2	
15	92902-06100	WASHER, spring	2	
16	90201-06055	WASHER, plate	2	
17	51J-2173E '0	GRAPHIC 1	1	for nrb
18	51J-2173F-10	GRAPHIC 2	1	for nrb

49A11C-4210

D3

SWING ARM



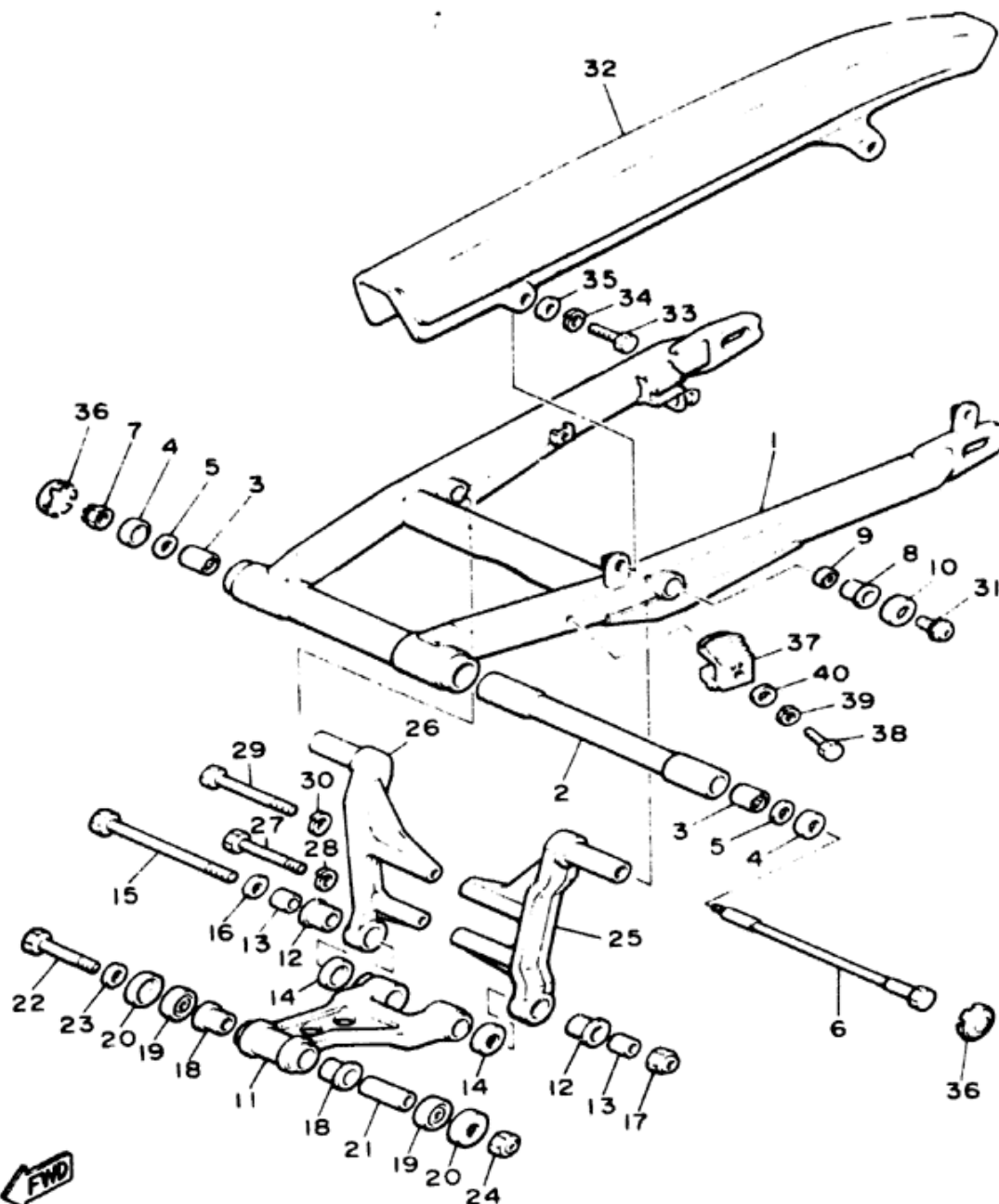
Ref. No.	Part Number	Description	L LC	N NC	Remarks
1	33M-22110-00-35	REAR ARM COMP.	1	1	Silver
2	33M-22184-00-00	BUSH.....	1	1	
3	93320-32403-00	BEARING	2	2	
4	4X7-22129-00-00	COVER, thrust 2.....	2	2	
5	90201-244A8-00	WASHER, plate (1.95T)	2	2	U.R.
	90201-244A9-00	WASHER, plate (2.05T)	2	2	U.R.
	90201-245A0-00	WASHER, plate (2.15T)	2	2	U.R.
6	33M-22141-00-00	SHAFT, pivot.	1	1	
7	90185-14070-00	NUT, self-locking....	1	1	
8	90386-18124-00	BUSH (90386-18135)	2	2	
9	93109-18020-00	OIL SEAL.....	2	2	
10	33M-22128-00-00	COVER, thrust 1.....	2	2	
11	33M-2217A-00-35	ARM, relay	1	1	Silver
12	90386-18118-00	BUSH.....	2	2	
13	90387-123J0-00	COLLAR.....	1	1	
14	26H-22129-00-00	COVER, thrust 2.....	2	2	
15	90101-12591-00	BOLT	1	1	
16	90201-12535-00	WASHER, plate	1	1	
17	95611-12100-00	NUT, U	1	1	
18	90386-20119-00	BUSH (90386-20134)	2	2	
19	93109-20029-00	OIL SEAL.....	2	2	
20	26H-22128-00-00	COVER, thrust 1.....	2	2	



49A110-4220

D-7

SWING ARM

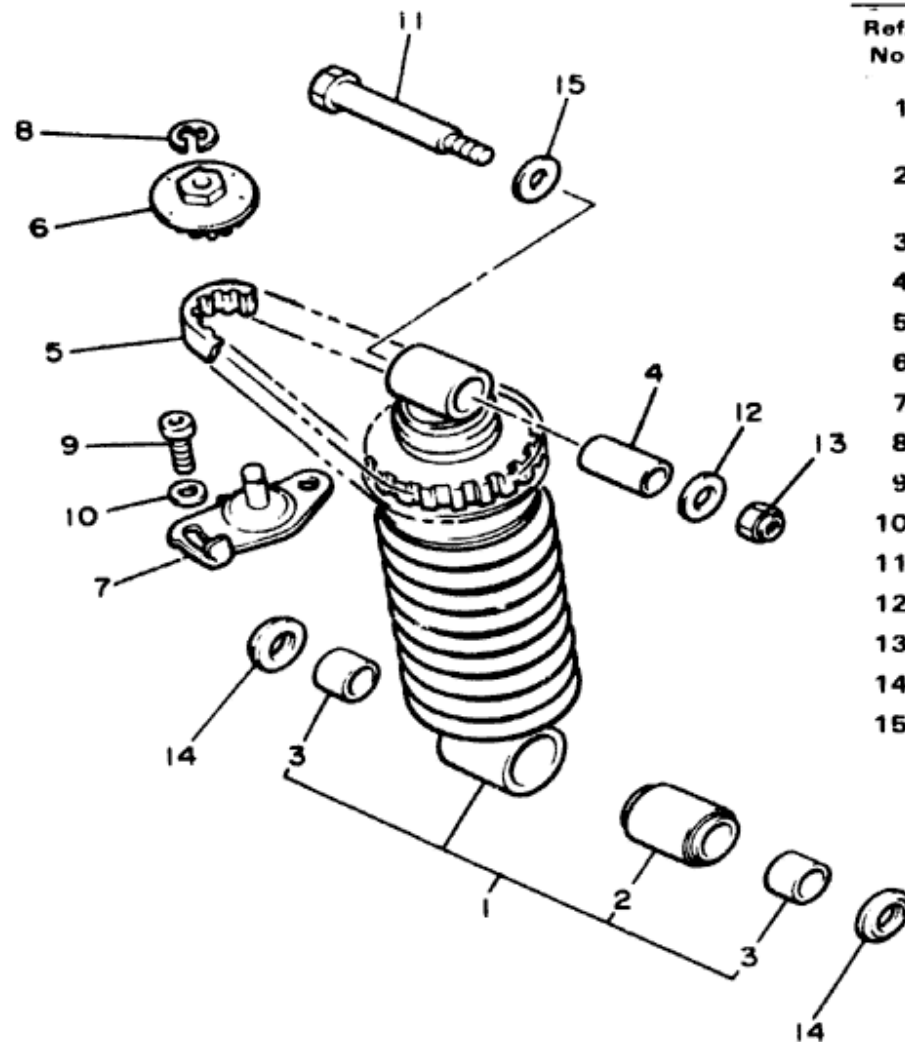


Ref. No.	Part Number	Description	L LC	N NC	Remarks
21	90387-144H4-00	COLLAR.....	1	1	
22	90101-14585-00	BOLT.....	1	1	
23	92902-14600-00	WASHER.....	1	1	
24	95602-14100-00	NUT, U.....	1	1	
25	33M-2217M-01-35	ARM 1 (33M-22173-00-35)	1	1	
26	33M-2217N-01-35	ARM 2 (33M-2217N-00-35)	1	1	
27	97321-08080-00	BOLT.....	1	1	
28	92990-08100-00	WASHER, spring (92903-08100).....	1	1	
29	97321-08090-00	BOLT.....	1	1	
30	92990-08100-00	WASHER, spring (92903-08100).....	1	1	
31	90109-10762-00	BOLT.....	2	2	
32	33M-22311-00-00	CASE, chain... (L/LC)	1		
	33M-22311-01-00	CASE, chain... (N/NC)		1	
33	97306-06016-00	BOLT.....	2	2	
34	92906-06100-00	WASHER, spring.....	2	2	
35	90201-062A8-00	WASHER, plate.....	2	2	
36	33M-2219X-00-00	COVER.....	2	2	
37	33M-22151-00-00	SEAL guard.....	1	1	
38	97301-06016-00	BOLT.....	1	1	
39	92990-06100-00	WASHER, spring (92903-06100).....	1	1	
40	90201-06067-00	WASHER, plate.....	1	1	



49A110-4220

REAR SHOCKS

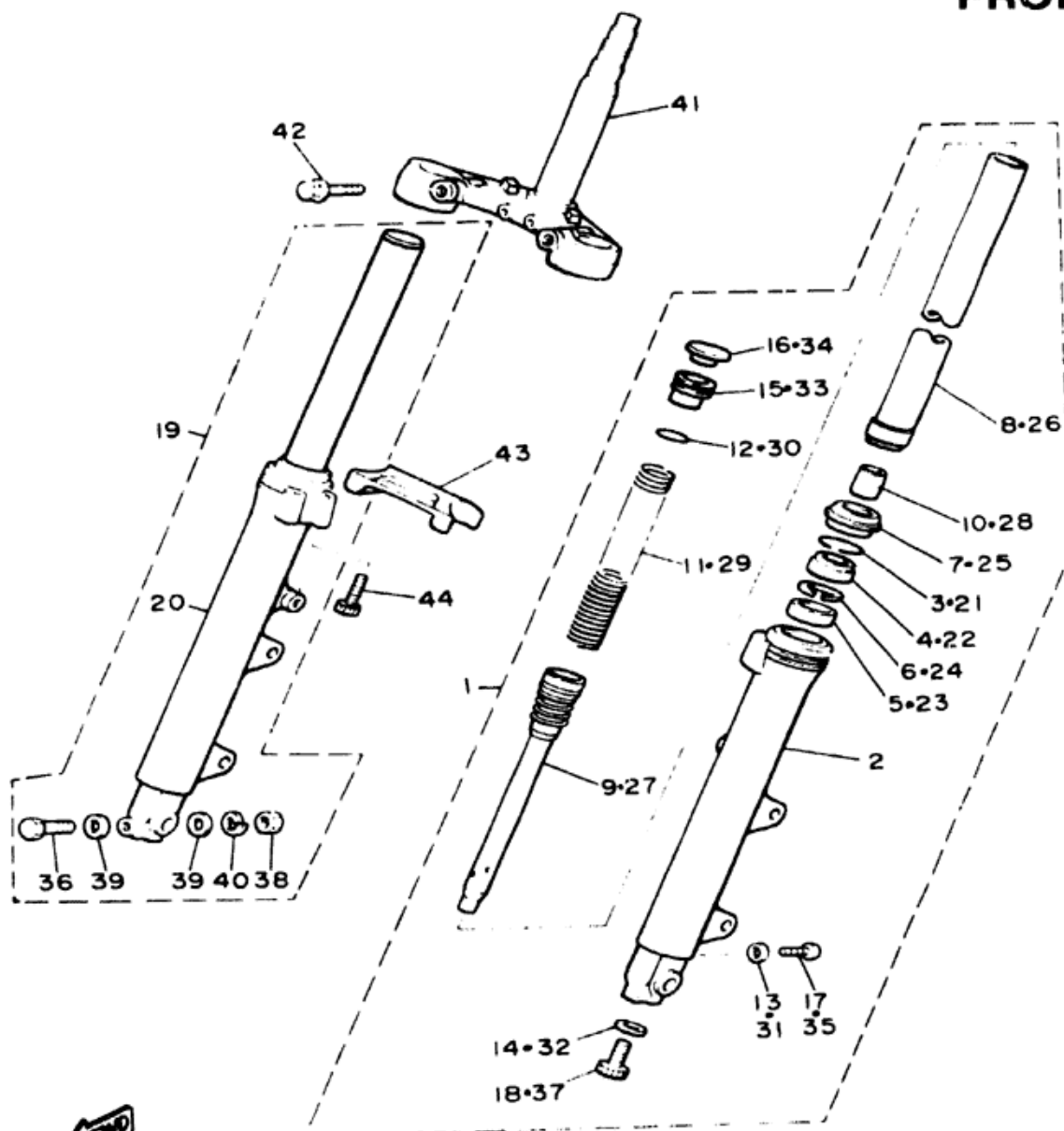


Ref. No.	Part Number	Description	L LC	N NC	Remarks
1	49A-22210-00-00	SHOCK ABSORBER ASS'Y, rear	1	1	
2	29L-22216-00-00	BUSH, rear shock absorber	1	1	
3	90380-20123-00	BUSH, solid	2	2	
4	90387-106H5-00	COLLAR	1	1	
5	33M-22266-00-00	BELT, timing	1	1	
6	29L-22267-00-00	PULLEY	1	1	
7	33M-22268-01-00	BRACKET, pulley	1	1	
8	93440-10123-00	CIRCLIP	1	1	
9	91316-08020-00	BOLT	2	2	
10	92906-08200-00	WASHER, plain	2	2	
11	90109-10554-00	BOLT	1	1	
12	90201-10126-00	WASHER, plate	1	1	
13	95602-10100-00	NUT, U	1	1	
14	29L-2217H-00-00	COVER, dust	2	2	
15	90201-202H3-00	WASHER, plate	1	1	



33M010-3250

FRONT FORK - FJ600L/LC



49A110-4250

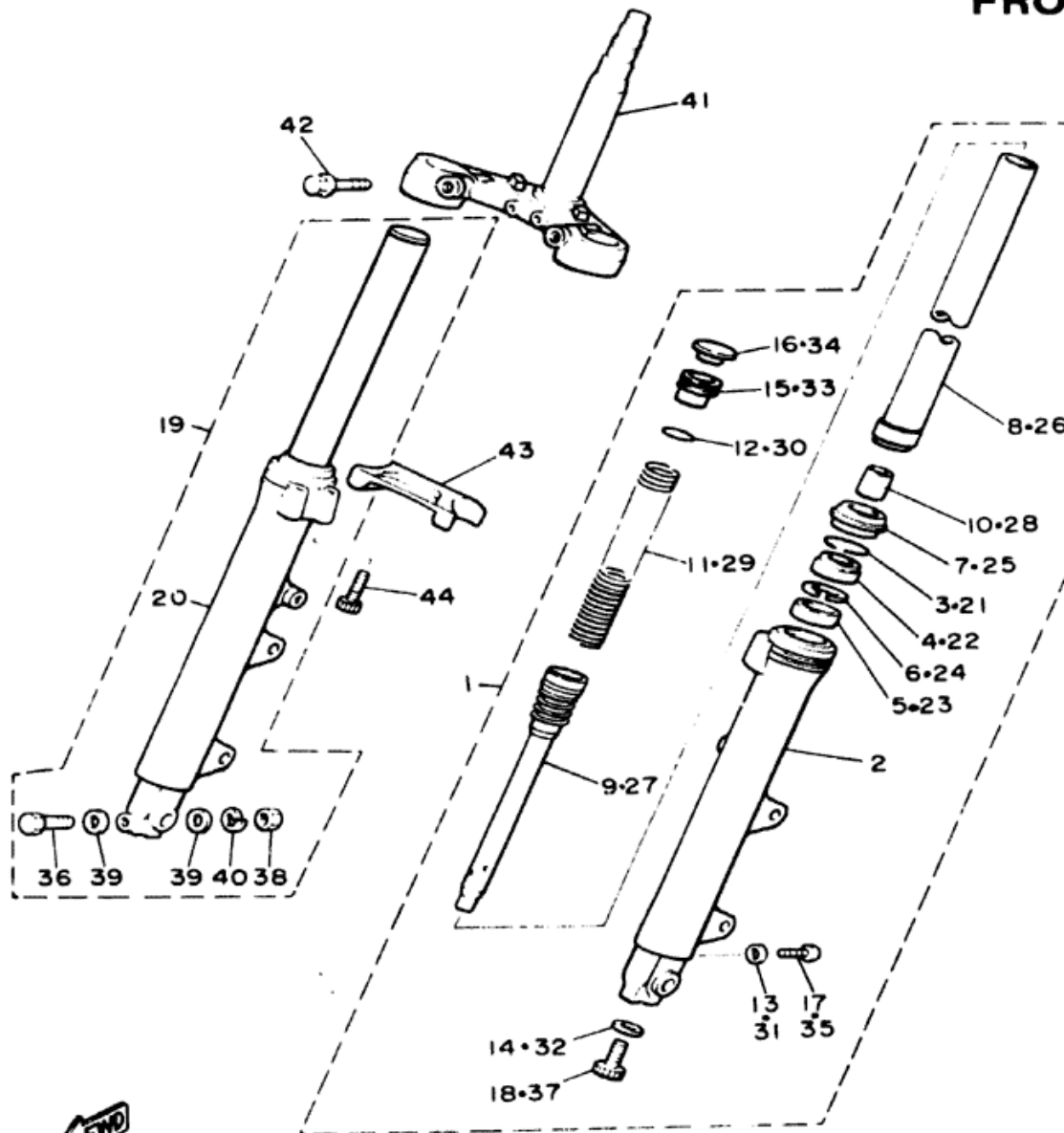
Ref. No.	Part Number	Description	L LC	N NC	Remarks
1	49A-23102-00-00	FRONT FORK ASS'Y (L.H.)	1		
2	33M-23126-00-00	TUBE, outer 1	1		
3	4A1-23156-00-00	CLIP, oil seal	1		
4	49A-23145-00-00	OIL SEAL	1		
5	30X-23125-00-00	METAL, slide 2	1		
6	5K5-23149-00-00	WASHER, spring upper	1		
7	33M-23144-00-00	SEAL, dust	1		
8	49A-23110-00-00	INNER TUBE COMP. 1	1		
9	49A-23170-00-00	CYLINDER COMP., front fork	1		
10	5A8-23173-00-00	SPINDLE, taper	1		
11	49A-23141-00-00	SPRING, front fork	1		
12	1W1-23114-L0-00	GASKET	1		
13	122-23129-00-00	GASKET, drain plug	1		
14	509-23158-L0-00	GASKET	1		
15	31A-23111-30-00	BOLT, cap	1		
16	16G-23168-00-00	CAP, front fork	1		
17	122-23119-01-00	PLUG, drain	1		
18	278-23181-50-00	BOLT, hexagon socket head	1		
19	49A-23103-00-00	FRONT FORK ASS'Y (R.H.)	1		
20	33M-23136-00-00	TUBE, outer 2	1		
21	4A1-23156-00-00	CLIP, oil seal	1		
22	49A-23145-00-00	OIL SEAL	1		

FJ600L/LC

FJ600L/LC

SUSPENSION	
Front Inner Tube Diameter	36mm
Oil Type Level Qty	10 Wt Fork Oil* 157mm 269cc
Gas Pressure Min - Max Standard	ø
Spring Length Standard	515.5mm

FRONT FORK - FJ600L/LC



49A110-4250

Ref. No.	Part Number	Description	L LC	N NC	Remarks
23	30X-23125-00-00	METAL, slide 1 . . .	1		
24	5K5-23149-00-00	WASHER, spring upper.	1		
25	33M-23144-00-00	SEAL, dust.	1		
26	49A-23110-00-00	INNER TUBE COMP. 1.	1		
27	49A-23170-00-00	CYLINDER COMP., front fork	1		
28	5A8-23173-00-00	SPINDLE, taper.	1		
29	49A-23141-00-00	SPRING, front fork	1		
30	1W1-23114-L0-00	GASKET.	1		
31	122-23129-00-00	GASKET, drain plug	1		
32	509-23158-L0-00	GASKET.	1		
33	31A-23111-30-00	BOLT, cap.	1		

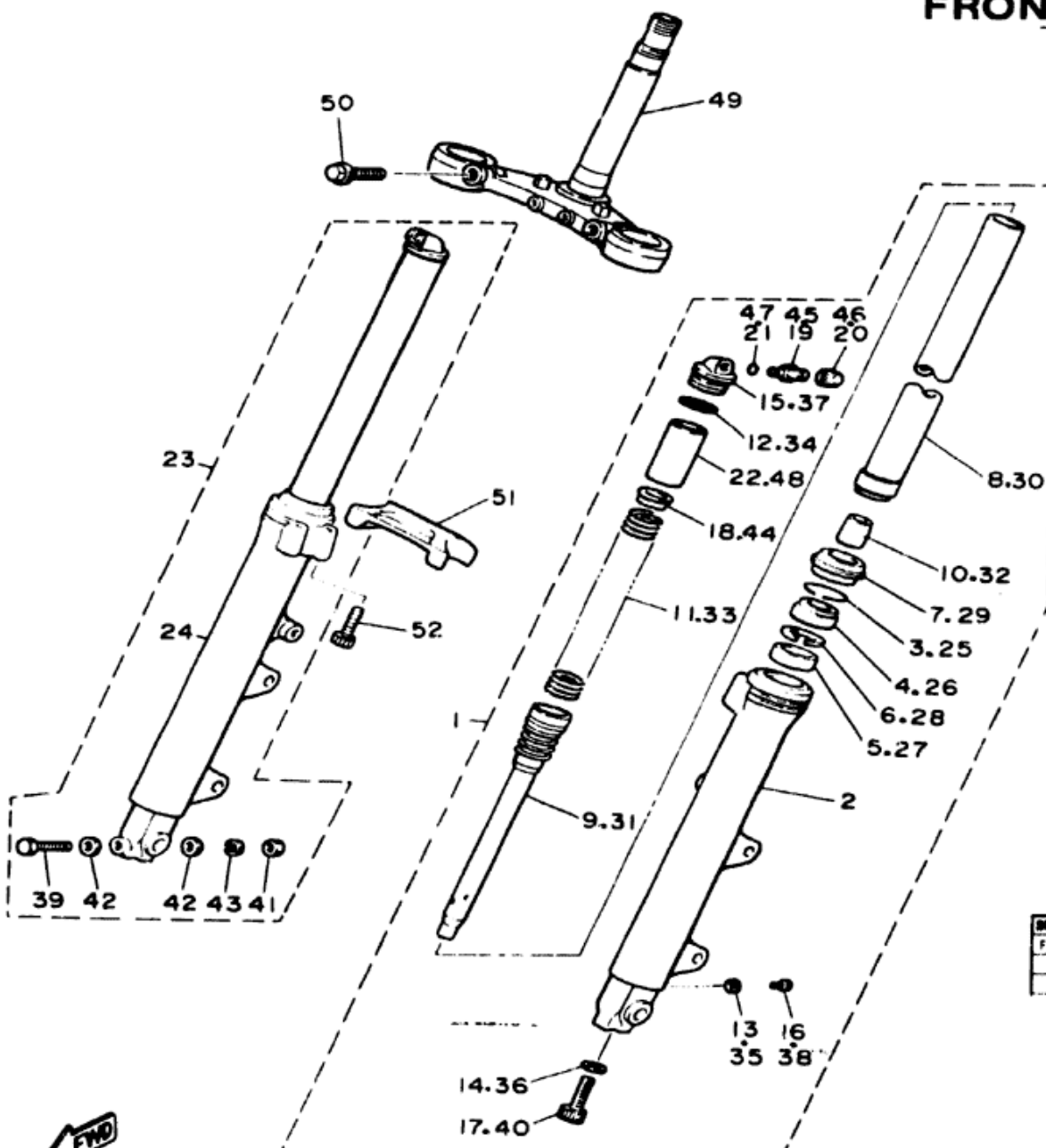
FJ600L/LC

34	16G-23168-00-00	CAP, front fork.	1		
35	122-23119-01-00	PLUG, drain.	1		
36	4U8-23356-10-00	BOLT, 2	1		
37	278-23181-50-00	BOLT, hexagon socket head	1		
38	95311-08600-00	NUT	1		
39	90201-08544-00	WASHER, plate.	2		
40	92903-08100-00	WASHER, spring (92901-08100).	1		
41	49A-23340-00-00	UNDERBRACKET COMP.	1		
42	4G0-23346-00-00	BOLT 1.	2		
43	31A-2313A-30-00	BRACE, fork	1		
44	31A-23181-30-00	BOLT, hexagon socket head.	1		

FJ600L/LC

SUSPENSION		
Front Inner Tube Diameter		36mm
Oil Type	Level Qty	10 Wt Fork Oil* 157mm 269cc
Gas Pressure Min ~ Max - Standard		•
Spring Length Standard		515.5mm

FRONT FORK - FJ600N/NC



Ref. No.	Part Number	Description	L LC	N NC	Remarks
1	51K-23102-00-00	FRONT FORK ASS'Y (L.H.)		1	
2	33M-23126-00-00	TUBE, outer 1		1	
3	4A1-23156-00-00	CLIP, oil seal		1	
4	49A-23145-00-00	OIL SEAL		1	
5	30X-23125-00-00	METAL, slide 1		1	
6	5K5-23149-00-00	WASHER, spring upper		1	
7	33M-23144-00-00	SEAL, dust		1	
8	51K-23110-00-00	INNER TUBE COMP. 1		1	
9	49A-23170-00-00	CYLINDER COMP., front fork		1	

FJ600N/NC

10	26M-23173-00-00	SPINDLE, taper		1	
11	51K-23141-00-00	SPRING, front fork		1	
12	1W1-23114-L0-00	GASKET		1	
13	122-23129-00-00	GASKET, drain plug		1	
14	509-23158-L0-00	GASKET		1	
15	33M-23111-00-00	BOLT, cap		1	
16	122-23119-01-00	PLUG, drain		1	
17	278-23181-50-00	BOLT, hexagon socket head		1	
18	1W1-23142-L0-00	SEAT, spring upper		1	

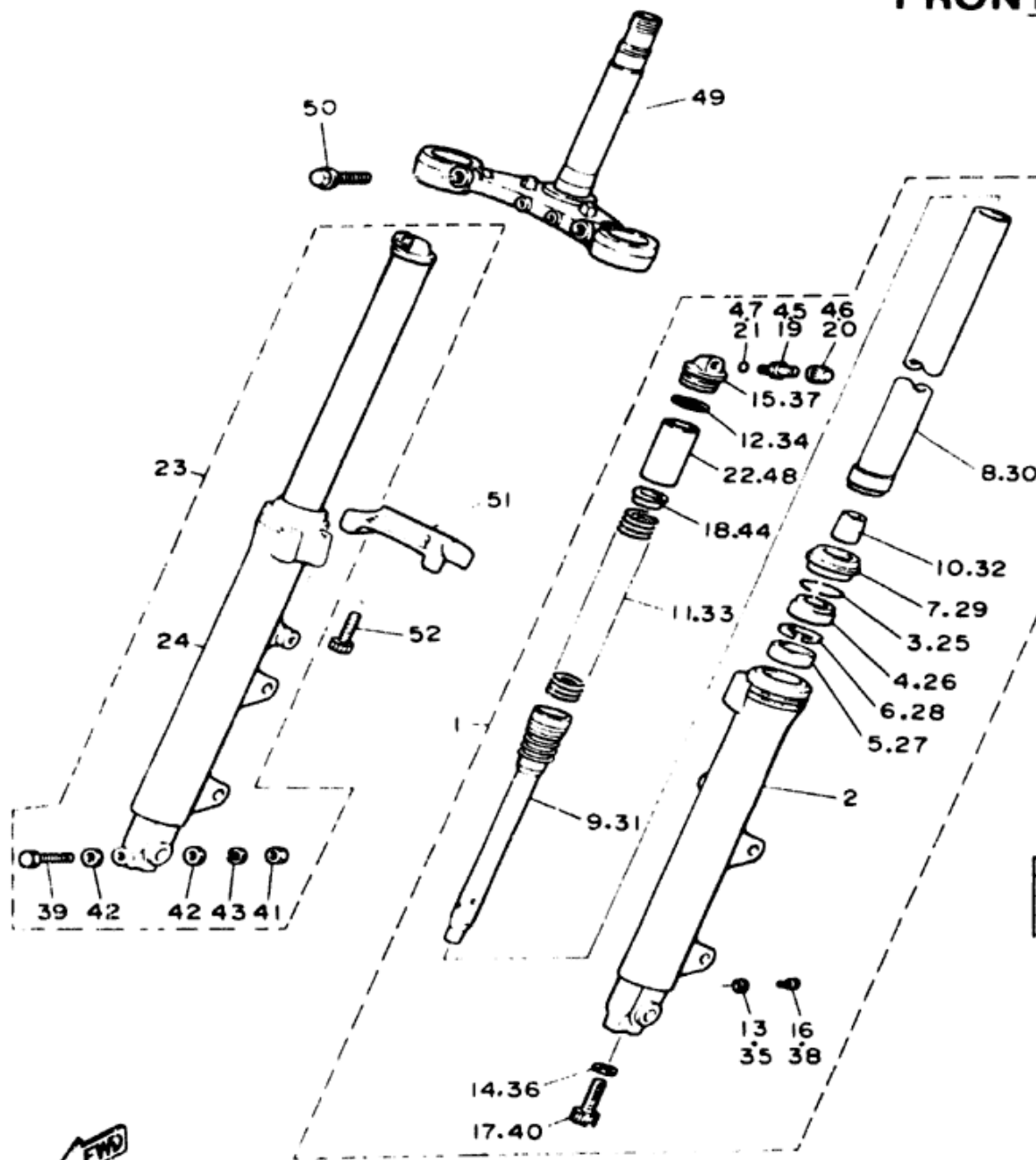
FJ600N/NC

SUSPENSION			
Front Oil Type	Level	Qty	10 wt Fork Oil* 157mm 269cc
Gas Pressure	Min	Max Standard	0 0.8 kg/cm ² (0 ~ 11 psi) 0.4 kg/cm ² (5.7 psi)
Spring Length	Standard		472mm



49A110-5250

FRONT FORK - FJ600N/NC



Ref. No.	Part Number	Description	LC	NC	Remarks
19	24M-23190-00-00	AIR VALVE COMP.		1	
20	24M-23184-00-00	CAP, air valve		1	
21	3J2-23147-00-00	O-RING		1	
22	4V5-23118-L1-00	SPACER		1	
23	51K-23103-00-00	FRONT FORK ASS'Y (R.H.)		1	
24	33M-23136-00-00	TUBE, outer 2		1	
25	4A1-23156-00-00	CLIP, oil seal		1	
26	49A-23145-00-00	OIL SEAL		1	
27	30X-23125-00-00	METAL slide 1		1	

FJ600N/NC

28	5K5-23149-00-00	WASHER, spring upper		1	
29	33M-23144-00-00	SEAL, dust		1	
30	51K-23110-00-00	INNER TUBE COMP. 1		1	
31	49A-23170-00-00	CYLINDER COMP., front fork		1	
32	26M-23173-00-00	SPINDLE, taper		1	
33	51K-23141-00-00	SPRING, front fork		1	
34	1W1-23114-L0-00	GASKET		1	
35	122-23129-00-00	GASKET, drain plug		1	
36	509-23158-L0-00	GASKET		1	

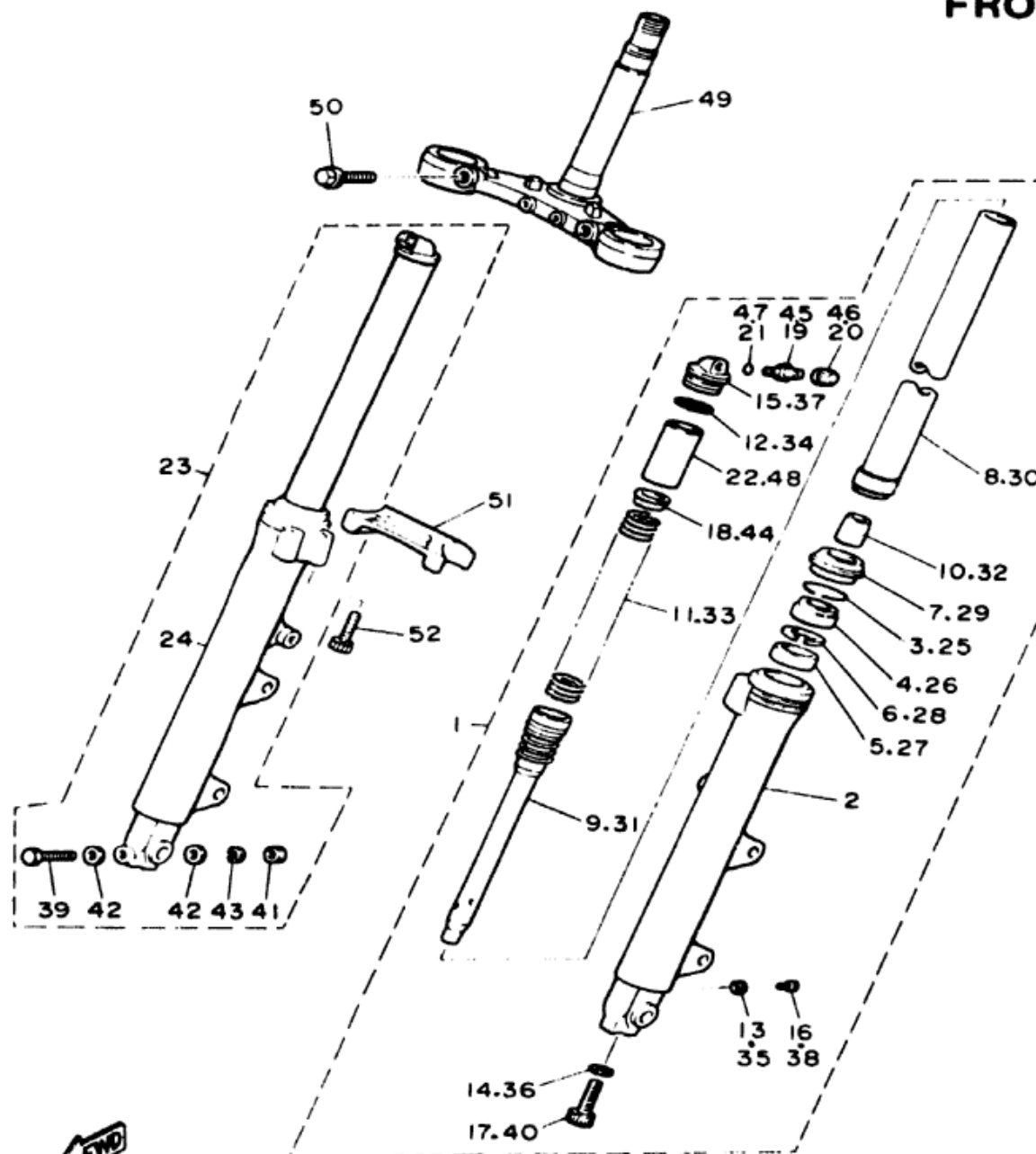
FJ600N/NC

SUSPENSION					
Front	Oil Type	Level	Qty	10 wt Fork Oil*	157mm 269cc
	Gas Pressure	Min	Max	Standard	0 - 0.8 kg/cm ² (0 - 11 psi) 0.4 kg/cm ² (5.7 psi)
	Spring length	Standard			472mm



49A110-5250

FRONT FORK - FJ600N/NC



Ref No	Part Number	Description	LC	NC	Remarks
37	33M-23111-00-00	BOLT, cap.		1	
38	122-23119-01-00	PLUG, drain		1	
39	4U8-23356-10-00	BOLT 2		1	
40	278-23181-50-00	BOLT, hexagon socket head		1	
41	95311-08600-00	NUT		1	
42	90201-08544-00	WASHER, plate		2	
43	92990-08100-00	WASHER, spring (92903-08100)		1	
44	1W1-23142-L0-00	SEAT, spring upper		1	

FJ600N/NC

45	24M-23190-00-00	AIR VALVE COMP.		1	
46	24M-23184-00-00	CAP, air valve		1	
47	3J2-23147-00-00	O-RING		1	
48	4V5-23118-L1-00	SPACER		1	
49	49A-23340-00-00	UNDERBRACKET COMP.		1	
50	4G0-23346-00-00	BOLT 1		2	
51	31A-2313A-30-00	BRACE, fork		1	
52	31A-23181-30-00	BOLT, hexagon socket head		1	

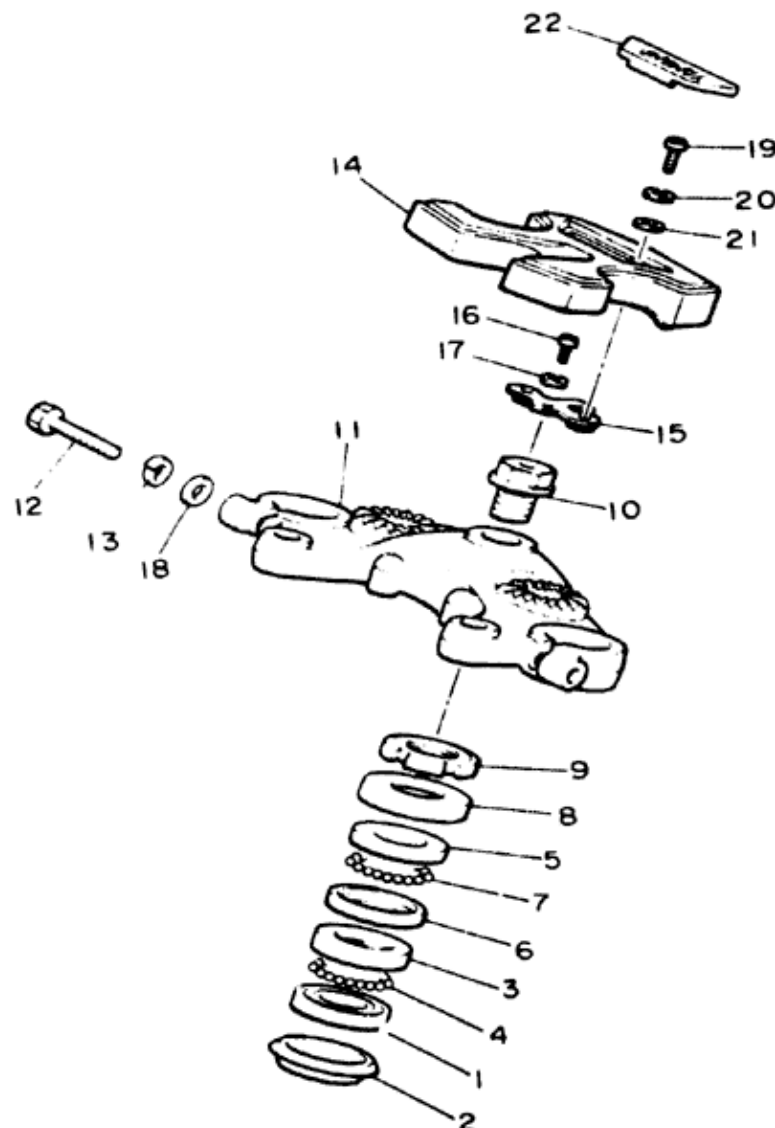
FJ600N/NC

SUSPENSION							
Front Oil Type	Level	Qty		10 wt Fork Oil*	157mm	269cc	
Gas Pressure Min	Max	Standard		0.08 kg/cm ² (0.11 psi)	0.4 kg/cm ² (5.7 psi)		
Spring Length	Standard			472mm			



49A110-5250

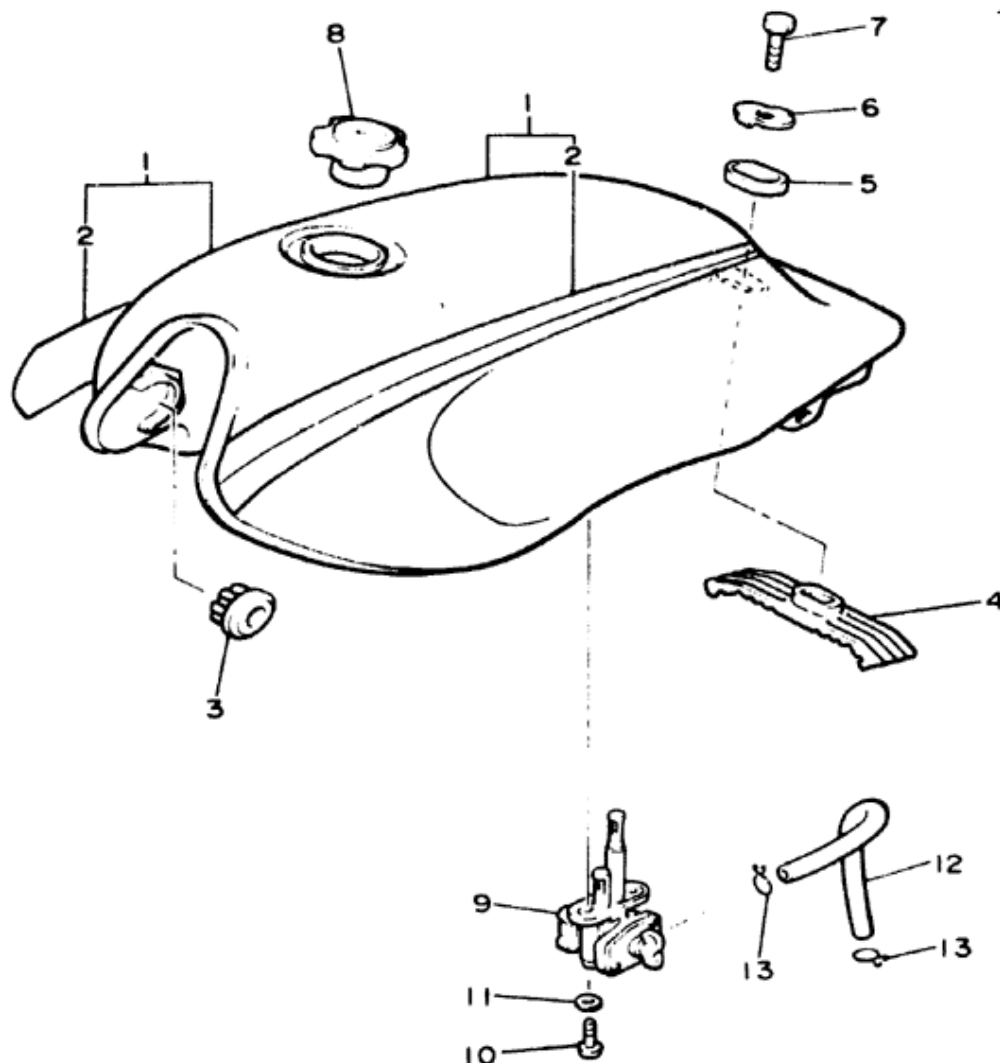
STEERING



Ref. No.	Part Number	Description	L LC	N NC	Remarks
1	156-23411-00-00	RACE, ball 1	1	1	
2	164-23462-00-00	SEAL, steering	1	1	
3	156-23412-00-00	RACE, ball 2	1	1	
4	93501-04011-00	BALL	19	19	
5	183-23411-00-00	RACE, ball 1	1	1	
6	183-23412-00-00	RACE, ball 2	1	1	
7	93501-04011-00	BALL	19	19	
8	4KO-23415-00-00	COVER, ball race 1	1	1	
9	4H3-23454-00-00	NUT, fitting 2	1	1	
10	90109-14602-00	BOLT	1	1	
11	33M-23435-01-98	CROWN, handle (33M-23435-98)	1	1	Low Gloss Bk
12	90106-08043-00	BOLT	2	2	
13	92906-08100-00	WASHER, spring	2	2	
14	51J-26213-00-00	COVER, upper	1	1	
15	51J-26129-00-00	WASHER	1	1	
16	92580-06012-00	SCREW, pan head (92503-06012)	1	1	
17	92990-06100-00	WASHER, spring (92903-06100)	1	1	
18	92906-08600-00	WASHER, plate	2	2	
19	92506-06016-00	SCREW, pan head	2	2	
20	92906-06100-00	WASHER, spring	2	2	
21	92906-06600-00	WASHER, plate	2	2	
22	31A-26216-00-00	CAP, handlebar cover	1	1	



49A110-4240



FUEL TANK - FJ600L/N

Ref. No.	Part Number	Description	L	N	Remarks
1	33M-24110-00-09	FUEL TANK COMP.	1		Quartz Silver/ (Red)
*	33M-24110-00-07	FUEL TANK COMP.		1	Nw Yamaha Bk (Red)
2	51J-24240-00-00	GRAPHIC SET.....	1		
	51J-24240-10-00	GRAPHIC SET.....		1	For NYB
3	4H7-24181-00-00	DAMPER, locating 1	2	2	
4	33M-24182-00-00	DAMPER, locating 2	1	1	
5	11H-24183-00-00	DAMPER, locating 3	1	1	
6	11H-24186-00-00	WASHER, special.	1	1	
7	97301-08030-00	BOLT (97302-08030)	1	1	

FJ600L/N

8	11H-24802-02-00	CAP ASS'Y	1	1	
9	33M-24500-00-00	FUEL COCK ASS'Y 1	1	1	
10	90149-06011-00	SCREW	2	2	
11	90202-06010-00	WASHER, plate	2	2	
12	4G0-24311-00-00	PIPE, fuel 1	1	1	
13	90467-10008-00	CLIP	2	2	

FJ600L/N

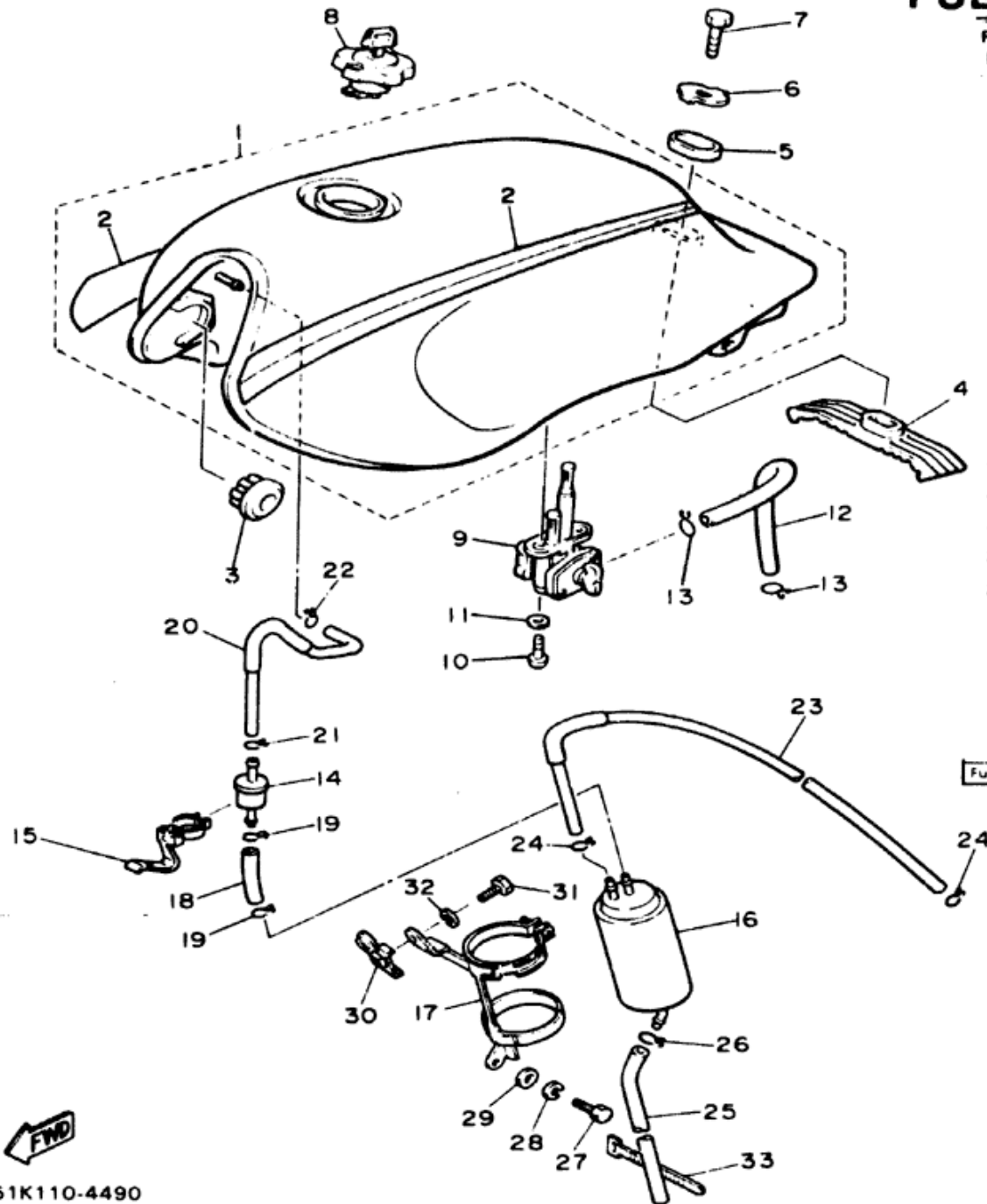
FJ600L/N

Fuel Type	Total Fuel Tank Capacity	Reserve Cap.	Regular	19.0 Ltr (5.0 gals) (NC500cc less)	2.5 Ltr (0.6 gal)
-----------	--------------------------	--------------	---------	------------------------------------	-------------------



49A110-4260

FUEL TANK - FJ600LC/NC



Ref. No.	Part Number	Description	L LC	N NC	Remarks
19	90467-09006-00	CLIP.....	2	2	
20	51K-24376-00-00	PIPE, joint 1.....	1	1	
21	90467-09006-00	CLIP.....	1	1	
22	90467-08092-00	CLIP.....	1	1	
23	51K-24377-00-00	PIPE, joint 3.....	1	1	
24	90467-09006-00	CLIP.....	2	2	
25	90445-11356-00	HOSE.....	1	1	

FJ600LC/NC

26	90467-11102-00	CLIP (90467-11010)	1	1	
27	97306-06016-00	BOLT.....	1	1	
28	92906-06100-00	WASHER, spring.....	1	1	
29	92906-06600-00	WASHER, plate.....	1	1	
30	51K-2413X-00-00	PLATE.....	1	1	
31	91316-06012-00	BOLT.....	1	1	
32	341-26397-01-00	BAND.....	1	1	

FJ600LC/NC

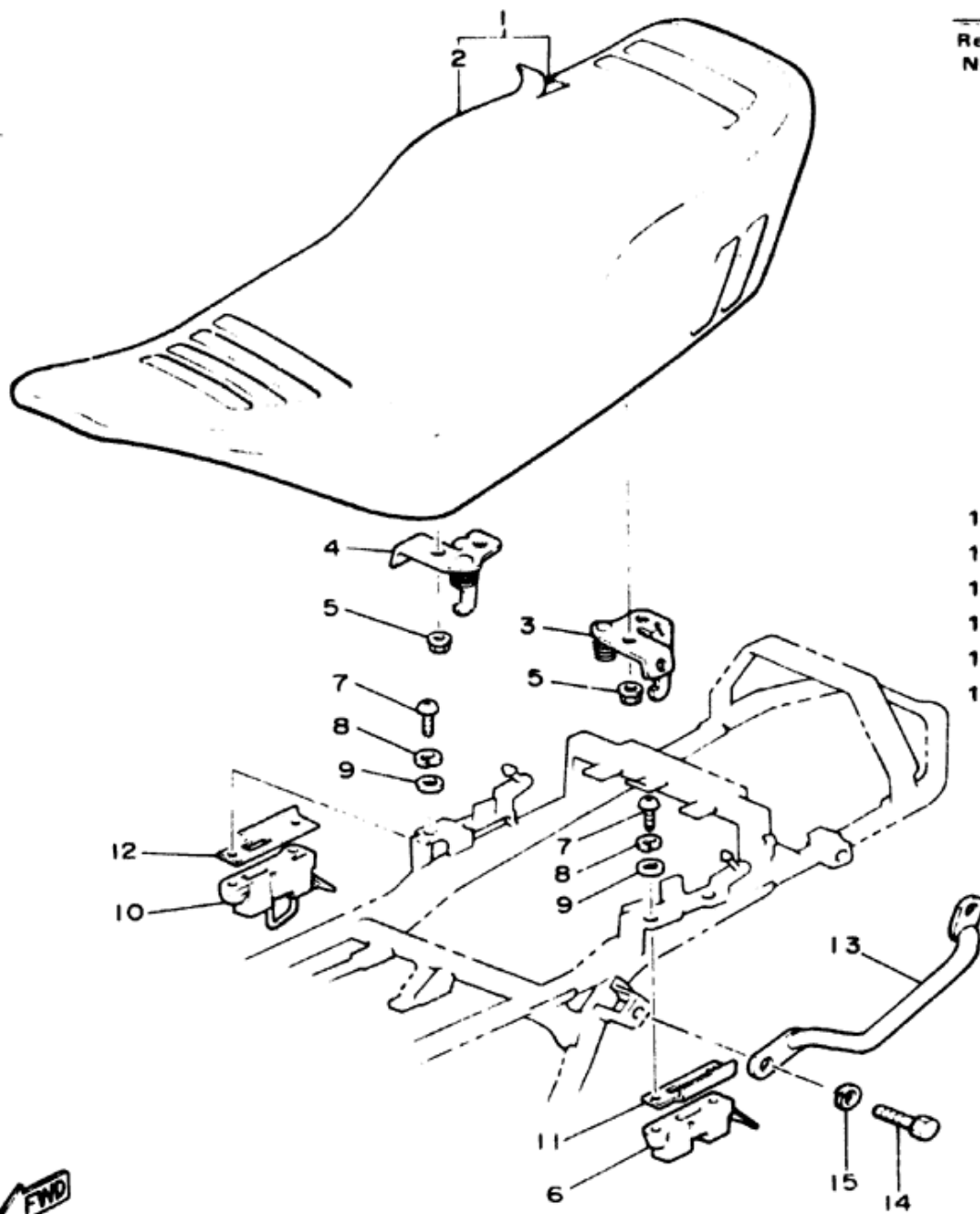
FJ600LC/NC

Fuel Type	Total Fuel Tank Capacity	Reserve Cap.	Regular	19.0 Ltr (5.0 gals) (NC500cc less)	2.5 Ltr (0.6 gal)
-----------	--------------------------	--------------	---------	------------------------------------	-------------------



51K110-4490

E-6

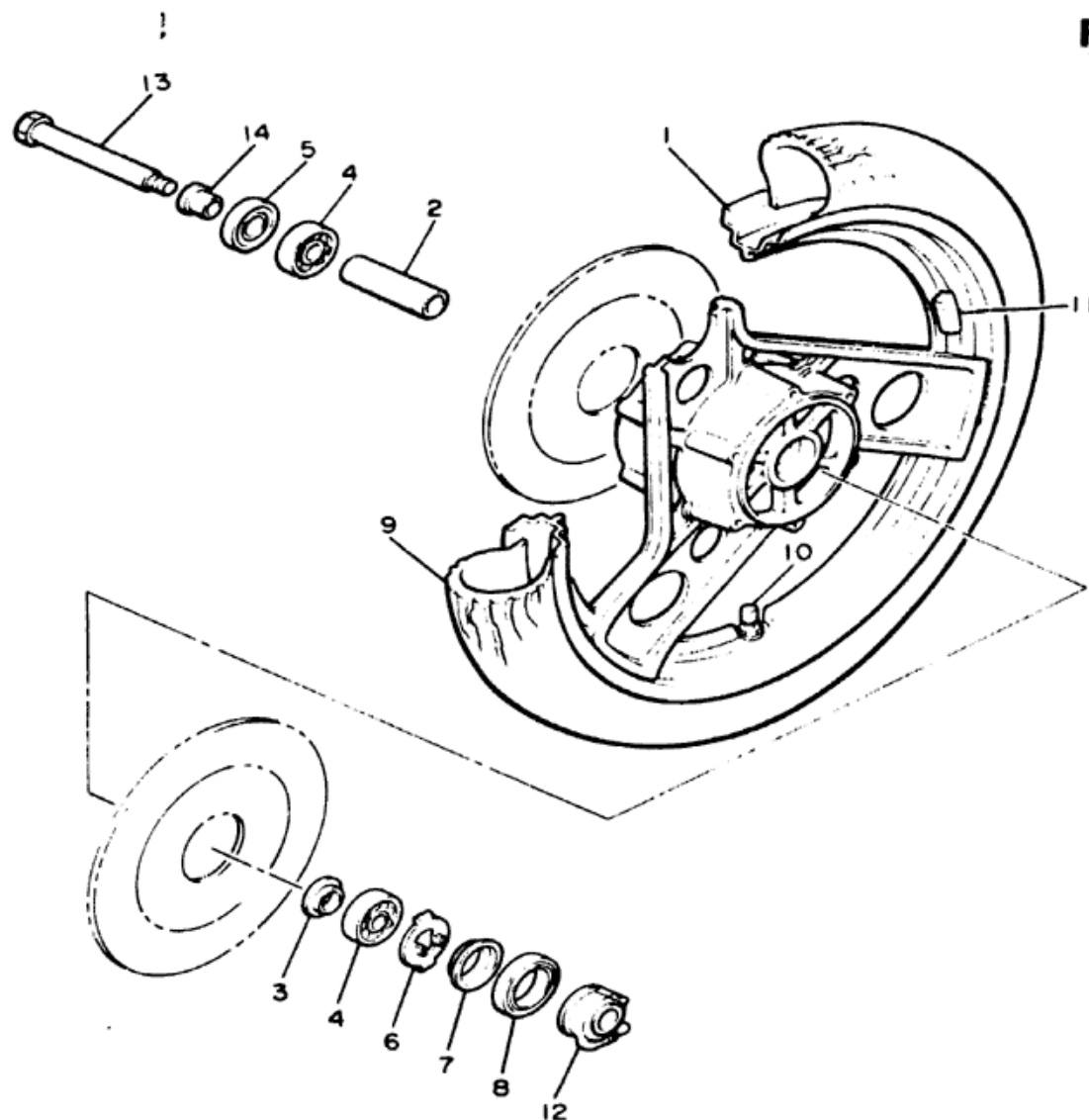


SEAT

Ref. No.	Part Number	Description	L LC	N NC	Remarks
1	49A-W2472-00-00	DOUBLE SEAT ASS'Y	1	1	
2	33M-24731-00-00	COVER, seat	1	1	
3	29L-24728-00-00	BRACKET, seat.	1	1	
4	29L-24738-00-00	BRACKET, seat.	1	1	
5	95701-08500-00	NUT, flange (95701-08100)	4	4	
6	31A-24760-00-00	SEAT LEVER ASS'Y	1	1	
7	92503-08020-00	SCREW, pan head (92501-08020)	4	4	
8	92990-06100-00	WASHER, spring (92903-06100)	4	4	
9	92901-06600-00	WASHER (92902-06600)	4	4	
10	29L-24705-00-00	SEAT LOCK ASS'Y. . .	1	1	
11	31A-2476A-00-00	PLATE, guide	1	1	
12	31A-2476E-00-00	PLATE, guide 2	1	1	
13	33M-21185-00-00	HANDLE, standing. . .	1	1	
14	97316-08016-00	BOLT (97306-08016)	2	2	
15	92906-08100-00	WASHER, spring	2	2	



49A110-4270



FRONT WHEEL

Ref. No.	Part Number	Description	L LC	N NC	Remarks
1	31E-25168-20-98	CAST WHEEL, front	1	1	Lw Gloss Bk
2	90560-15116-00	SPACER	1	1	
3	146-25115-00-00	FLANGE, spacer 1	1	1	
4	93306-30203-00	BEARING (B6302Z)	2	2	
5	93102-22014-00	OIL SEAL	1	1	
6	341-25149-00-00	CLUTCH, meter	1	1	
7	341-25846-00-00	RETAINER, clutch	1	1	
8	93105-45017-00	OIL SEAL	1	1	
9	94109-181F5-00	TIRE	1	1	Dunlop
10	93900-00003-00	VALVE, rim	1	1	Dunlop
11	29L-25398-00-00	BALANCER, wheel (10G)	1	1	U.N.
	29L-25398-10-00	BALANCER, wheel (20G)	1	1	U.N.
	29L-25398-20-00	BALANCER, wheel (30G)	1	1	U.N.
12	3M5-25190-00-00	GEAR UNIT ASS'Y	1	1	
13	33M-25181-00-00	AXLE, wheel	1	1	
14	90387-15550-00	COLLAR	1	1	

FJ600L/LC

Minimum Brake Lining Thickness Front	Rear	0.5mm 0.5mm
Tire Size (Nominal Pressure) Front	Rear	90 90H18 (1.75 kg/cm ²) 110 90H18 (2.0 kg/cm ²)
TORQUE VALUES		
Front Axle Nut		M14 11.0 m·kg

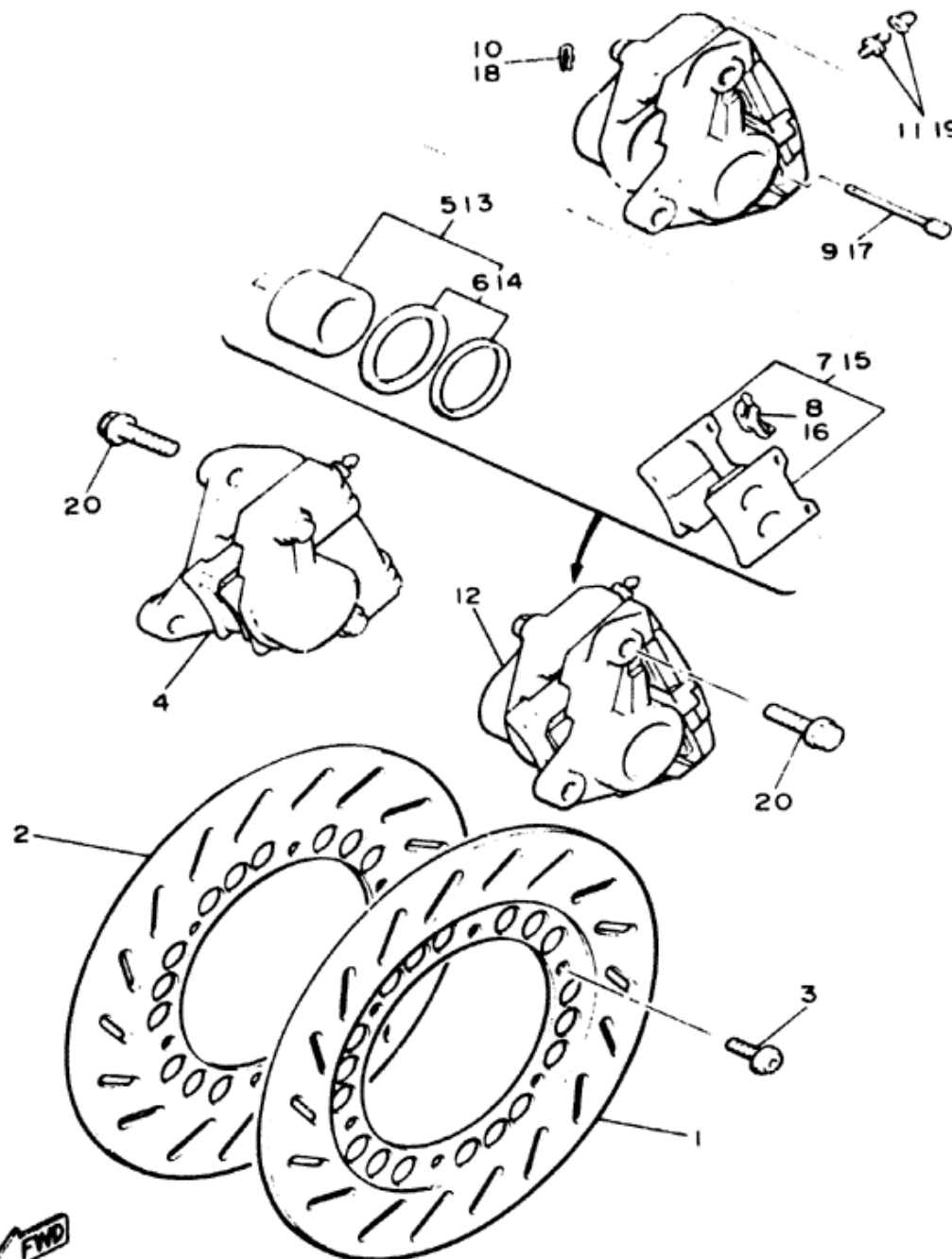
FJ600N/NC

Minimum Brake Lining Thickness Front	Rear	0.5mm 0.5mm
Tire Size Nominal Pressure Front		90 90H18 1.75 kg/cm ² (25 psi)
	Rear	120 80H18 2.0 kg/cm ² (28.4 psi)
TORQUE VALUES		
Front Axle Nut		M14 11.0 m·kg (79.5 ft·lb)



33M010-3300

FRONT BRAKE - CALIPER



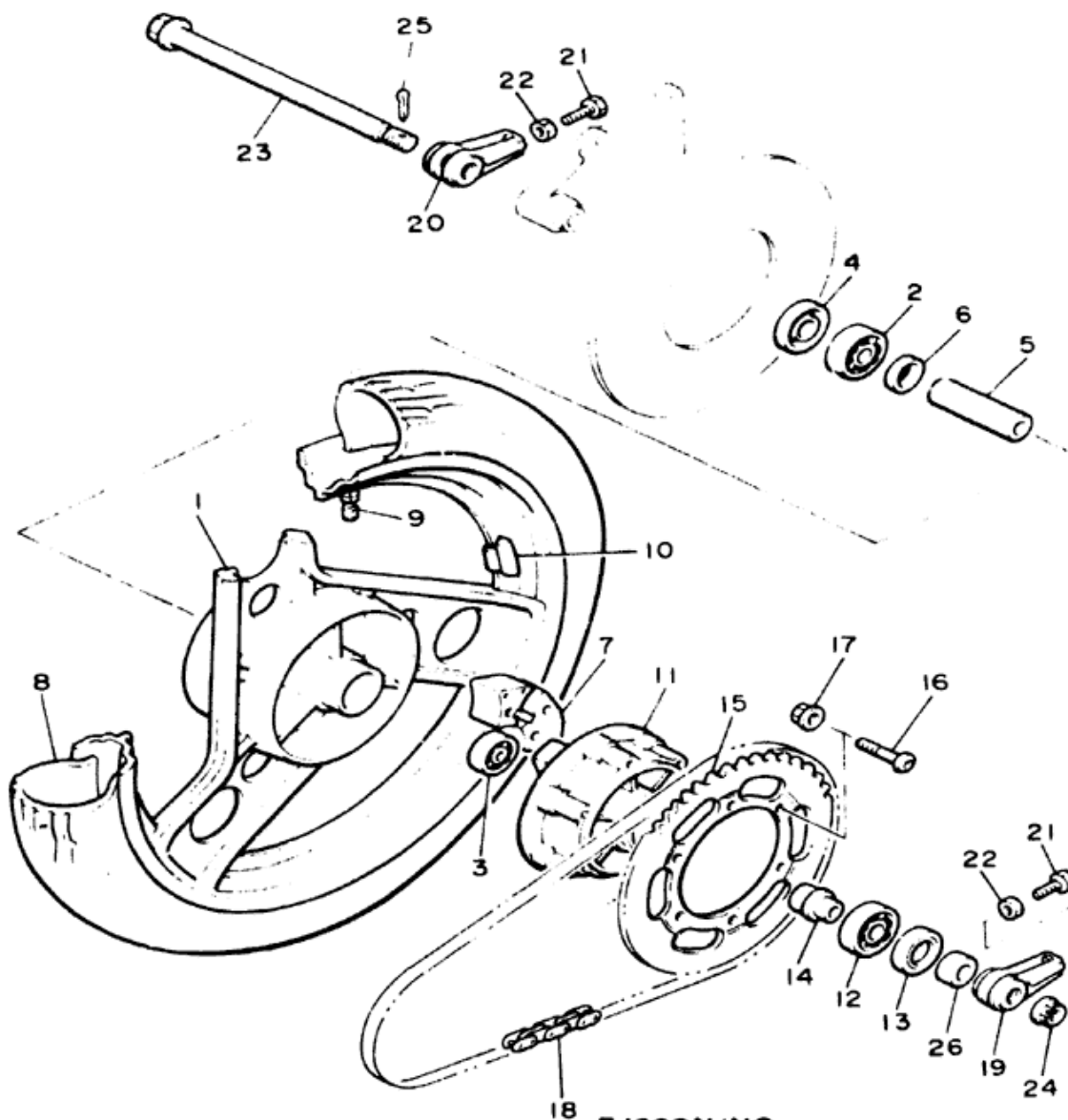
Ref. No.	Part Number	Description	L LC	N NC	Remarks
1	29L-25831-10-00	DISC, brake (left)	1	1	Nebular Gold
2	29L-25831-00-00	DISC, brake (right) . . .	1	1	Nebular Gold
3	90109-08718-00	BOLT	12	12	
4	51J-25810-01-00	CALIPER ASS'Y (right)	1	1	
5	31A-W0057-00-00	PISTON ASS'Y, caliper (51J-W0057-00) . . .	1	1	
6	31A-W0047-00-00	CALIPER SEAL KIT (51J-W0047-00) . . .	1	1	
7	26H-W0045-10-00	BRAKE PAD KIT, front	1	1	
8	29L-25919-00-00	SUPPORT, pad	1	1	
9	26H-25924-00-00	PIN, pad	2	2	
10	26H-25925-00-00	CLIP	2	2	
11	26H-W0048-00-00	BREED SCREW KIT	1	1	
12	51J-25810-11-00	CALIPER ASS'Y (left)	1	1	
13	31A-W0057-00-00	PISTON ASS'Y, caliper (51J-W0057-00) . . .	1	1	
14	31A-W0047-00-00	CALIPER PAD KIT, frt (51J-W0047-00)	1	1	
15	26H-W0045-10-00	BRAKE PAD KIT, front	1	1	
16	29L-25919-00-00	SUPPORT, pad	1	1	
17	26H-25924-00-00	PIN, pad	2	2	
18	26H-25925-00-00	CLIP	2	2	
19	26H-W0048-00-00	BREED SCREW KIT	1	1	
20	90105-10259-00	BOLT, washer based	4	4	

FJ600L/LC-FJ600N/NC

Minimum Brake Lining Thickness Front	Rear	0.5mm	0.5mm
--------------------------------------	------	-------	-------



REAR WHEEL



Ref No.	Part Number	Description	L LC	N NC	Remarks
1	33M-25338-20-98	CAST WHEEL, rear	1	1	Lw Gloss Bk
2	93306-30306-00	BEARING (B6303) ...	1	1	
3	93306-20314-00	BEARING (B6203) ...	1	1	
4	93102-25044-00	OIL SEAL	1	1	
5	90560-17241-00	SPACER	1	1	
6	33M-25315-00-00	FLANGE, spacer	1	1	
7	29L-25364-00-00	DAMPER	3	3	
8	94111-18486-00	TIRE	1		Dunlop
	94112-183N9-00	VALVE, rim ... (N/NC)		1	
9	93900-00003-00	VALVE, rim	1	1	Dunlop
10	29L-25398-00-00	BALANCER, wheel (10G)	1	1	U.N.
	29L-25398-10-00	BALANCER, wheel (20G)	1	1	U.N.
	29L-25398-20-00	BALANCER, wheel (30G)	1	1	U.N.
11	29L-25366-00-00	CLUTCH, hub	1	1	
12	93306-30416-00	BEARING (B6304RS)	1	1	
13	93102-32298-00	OIL SEAL	1	1	
14	90387-172J8-00	COLLAR	1	1	
15	49A-25445-21-33	SPROCKET, driven (45T)	1	1	Yamaha Bk
16	90110-08057-00	BOLT, hexagon socket head	6	6	
17	90185-08113-00	NUT, self-locking	6	6	
18	94580-63106-00	CHAIN	1	1	
19	12R-25388-00-00	PULLER, chain 1	1	1	
20	12R-25389-00-00	PULLER, chain 2	1	1	
21	90101-08475-00	BOLT (90101-08034)	2	2	
22	95301-08700-00	NUT	2	2	
23	12R-25381-00-00	AXLE, wheel	1	1	
24	90171-14031-00	NUT, castle	1	1	
25	91401-30030-00	PIN, cotter	1	1	
26	90387-172J9-00	COLLAR	1	1	

FJ600N/NC

FJ600L/I.C

Minimum Brake Lining Thickness Front	Rear	0.5mm 0.5mm
Tire Size (Nominal Pressure) Front		90 90H18 1.75 kg/cm ² (25 psi)
	Rear	120 80H18 2.0 kg/cm ² (28.4 psi)
Rear Axle Nut		M14 11.0 m.kg (79.5 ft-lbs)

Minimum Brake Lining Thickness Front	Rear	0.5mm 0.5mm
Tire Size (Nominal Pressure) Front	Rear	90 90H18 (1.75 kg/cm ²) 110 90H18 (2.0 kg/cm ²)
TORQUE VALUES		
Rear Axle Nut		M14 11.0 m.kg (79.5 ft-lbs)



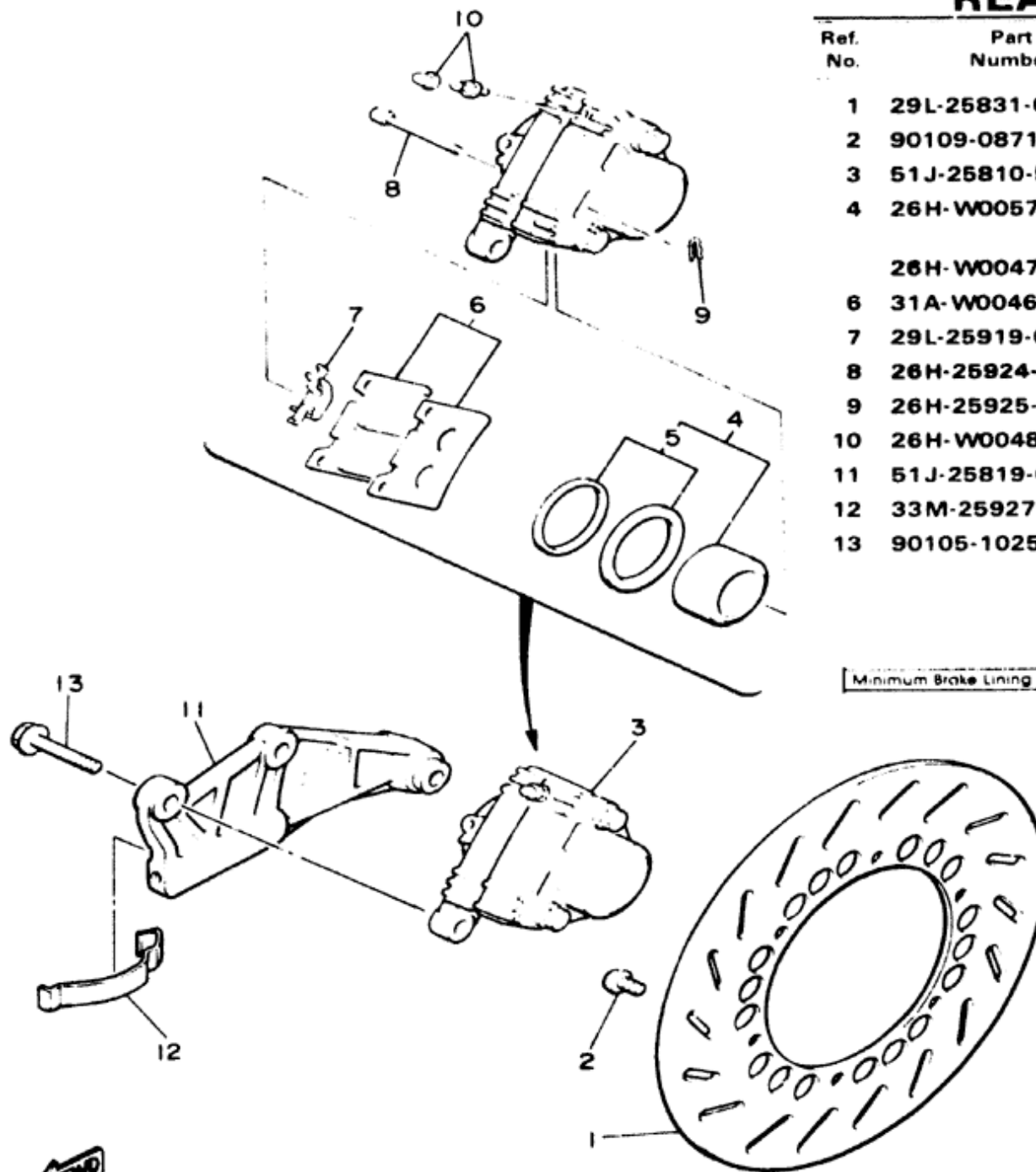
49A110-4300

REAR BRAKE CALIPER

Ref. No.	Part Number	Description	L LC	N NC	Remarks
1	29L-25831-00-00	DISC, brake (right) . . .	1	1	Nebular Gld
2	90109-08718-00	BOLT	6	6	
3	51J-25810-51-00	CALIPER ASS'Y	1	1	
4	26H-W0057-00-00	PISTON ASS'Y, caliper	1	1	
	26H-W0047-00-00	CALIPER SEAL KIT	1	1	
6	31A-W0046-10-00	BRAKE PAD KIT, rear	1	1	
7	29L-25919-00-00	SUPPORT, pad	1	1	
8	26H-25924-00-00	PIN, pad	2	2	
9	26H-25925-00-00	CLIP	2	2	
10	26H-W0048-00-00	BLEED SCREW KIT	1	1	
11	51J-25819-00-98	BRACKET, caliper	1	1	Lw Gloss Bk
12	33M-25927-00-00	SPRING, support	1	1	
13	90105-10259-00	BOLT, washer based	2	2	

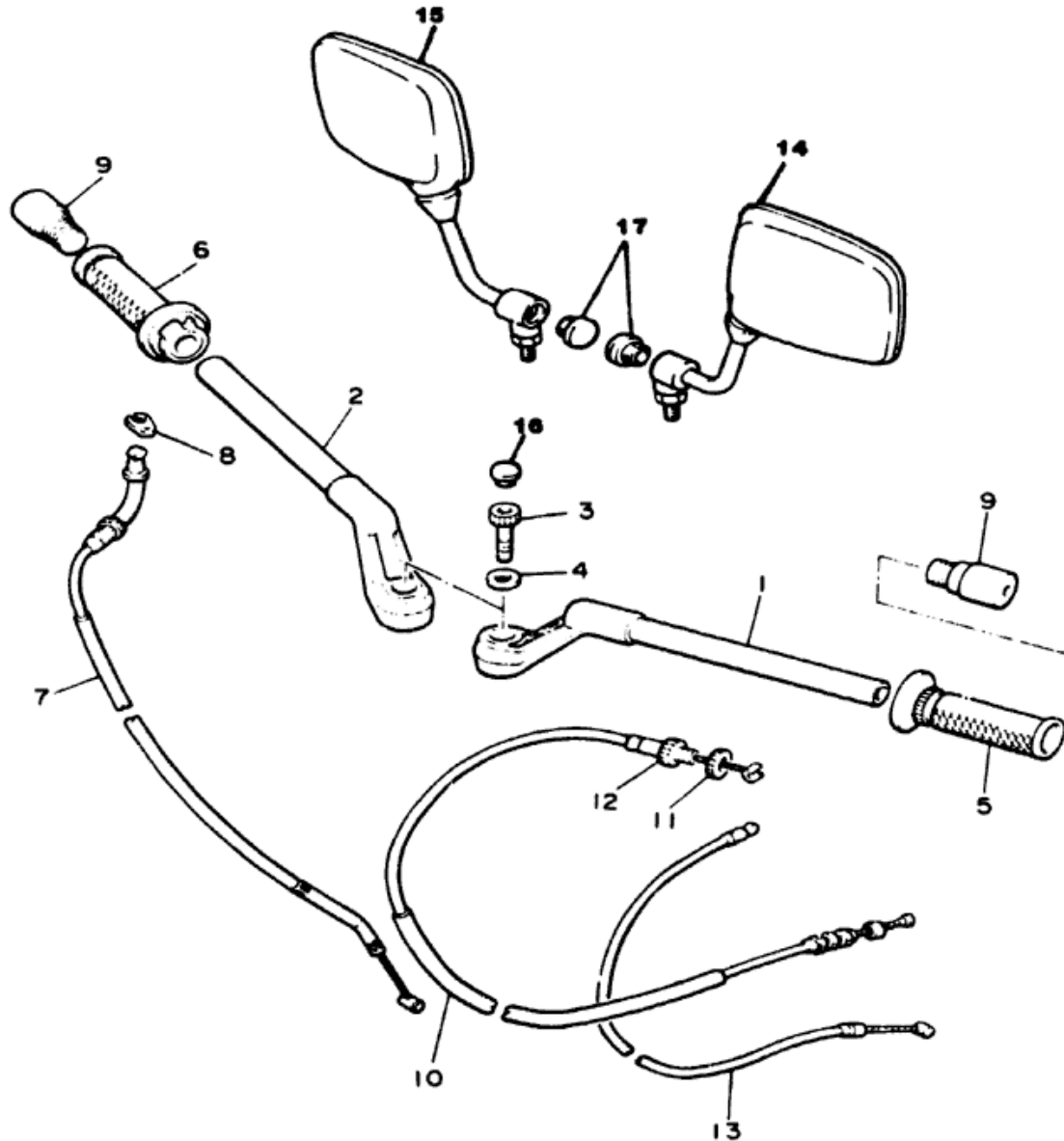
FJ600L/LC-FJ600N/NC

Minimum Brake Lining Thickness	Front	Rear
	0.5mm	0.5mm



49A110-4310

HANDLEBAR - CABLE



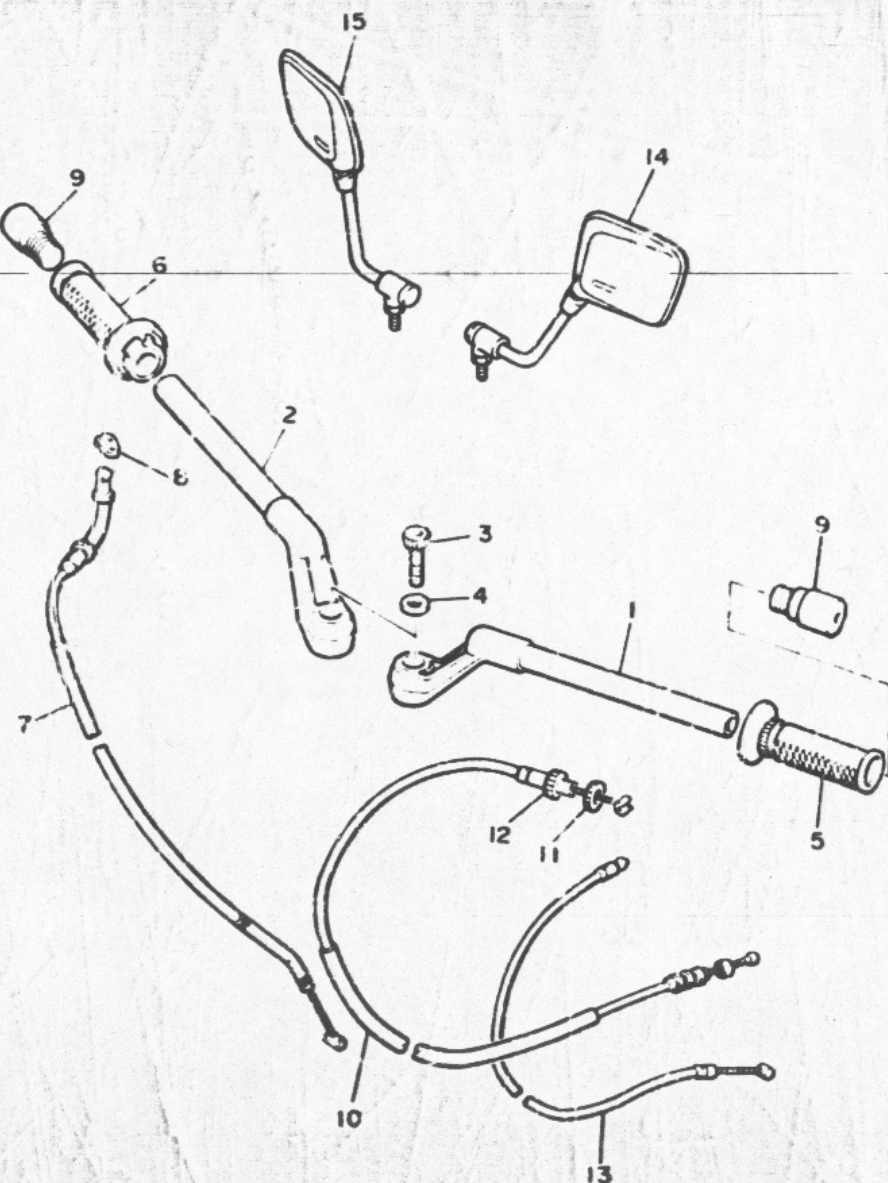
Ref. No.	Part Number	Description	L LC	N NC	Remarks
1	51J-26121-00-00	HANDLEBAR (L.H.)	1	1	
2	51J-26122-00-00	HANDLEBAR (R.H.)	1	1	
3	91316-12045-00	BOLT	2	2	
4	92990-12200-00	WASHER, plain	2	2	
5	31A-26241-00-00	GRIP (L.H.)	1	1	
6	31A-26240-00-00	GRIP ASS'Y	1	1	
7	49A-26311-00-00	CABLE, throttle 1	1	1	
8	5H0-26393-00-00	HOLDER	1	1	
9	51J-26246-00-00	END, grip	2	2	
10	49A-26335-00-00	CABLE, clutch	1	1	
11	90179-08148-00	NUT	1	1	
12	90123-08046-00	BOLT	1	1	
13	49A-26331-00-00	CABLE, starter 1	1	1	
14	47M-26290-10-00	BACK MIRROR ASS'Y (Left)	1	1	
15	47M-26290-00-00	BACK MIRROR ASS'Y (right)	1	1	
16	31A-23469-02-00	CAP, bolt	2	2	
17	36Y-26133-00-00	CAP, mirror	2	2	



49A110-4320

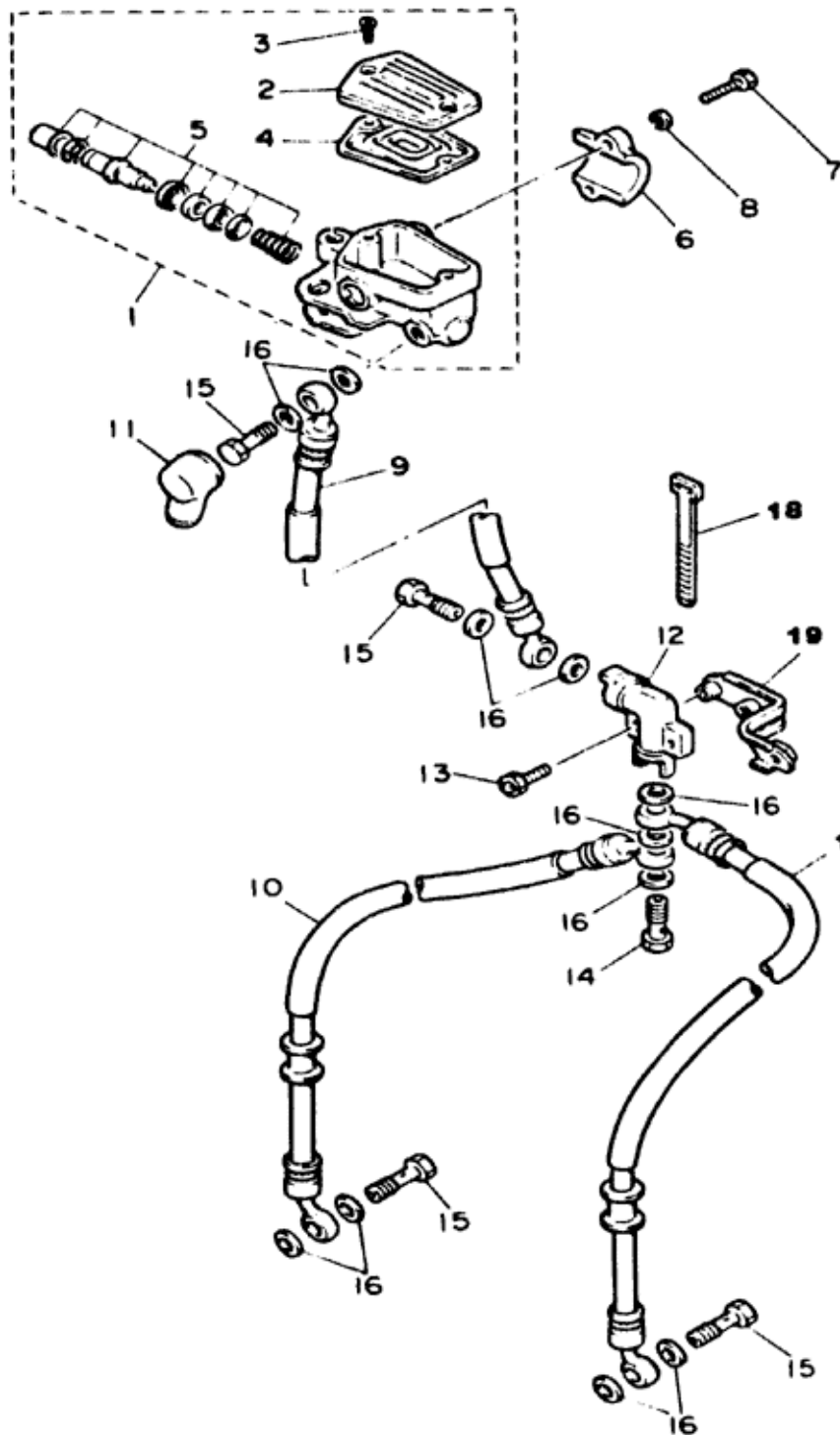
FIG. 32 STEERING HANDLE. CABLE

REF. NO.	PART NO.	DESCRIPTION	Q'TY	REMARKS
1	51J-26121-00	HANDLEBAR (L.H)	1	
2	51J-26122-00	HANDLEBAR (R.H)	1	
3	91316-12045	BOLT	2	
4	92990-12200	WASHER, Plain	2	
5	31A-26241-00	GRIP (L.H)	1	
6	31A-26240-00	GRIP ASSY	1	
7	49A-26311-00	CABLE, throttle 1	1	
8	5H0-26393-00	HOLDER	1	
9	51J-26246-00	END, Grip	2	
10	49A-26335-00	CABLE, clutch	1	
11	90179-08148	NUT	1	
12	90123-08046	BOLT	1	
13	49A-26331-00	CABLE, starter 1	1	
14	50K-26290-30	BACK MIRROR ASSY (LEFT)	1	UR for australia-new zealand
	47M-26290-10	BACK MIRROR ASSY (LEFT)	1	UR for s. africa
15	50K-26290-40	BACK MIRROR ASSY (RIGHT)	1	UR for australia-new zealand
	47M-26290-00	BACK MIRROR ASSY (RIGHT)	1	UR for s. africa



49A110-4320

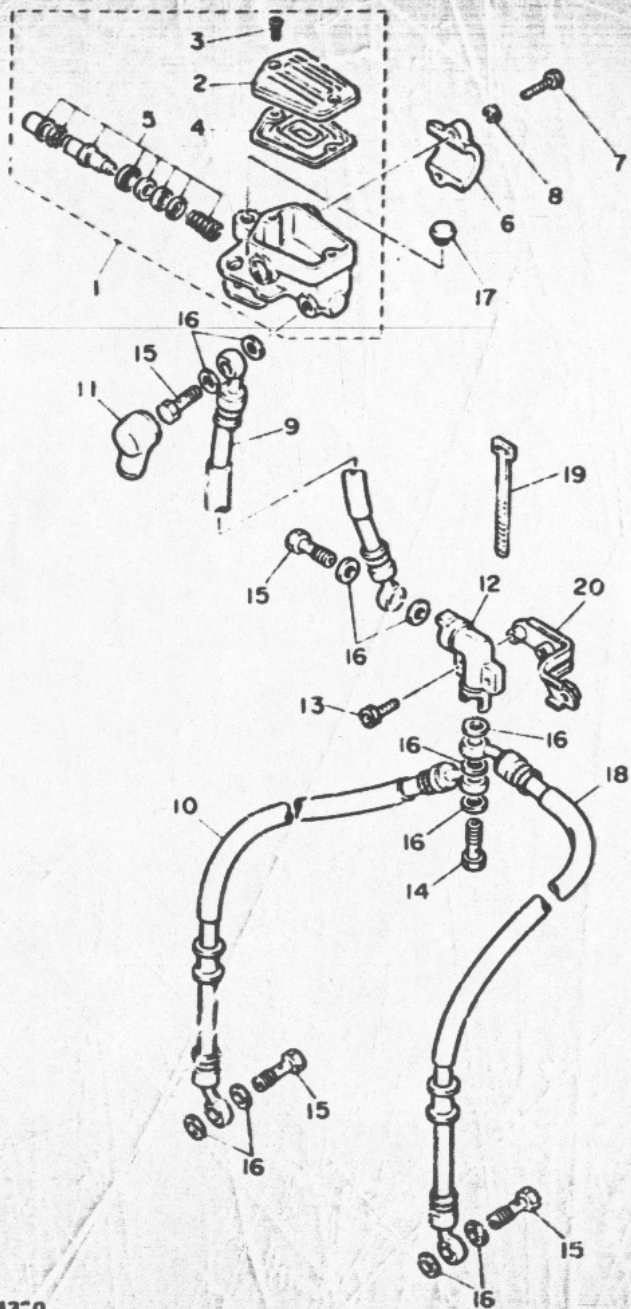
FRONT MASTER CYLINDER



Ref. No.	Part Number	Description	L LC	N NC	Remarks
1	36Y-25850-00-00	MASTER CYLINDER ASS'Y.	1	1	
2	36Y-25852-00-00	CAP, reservoir	1	1	
3	98706-04012-00	SCREW, flat head	2	2	
4	36Y-25854-00-00	DIAPHRAGM, reservoir	1	1	
5	36Y-W0041-00-00	CYLINDER KIT, master.	1	1	
6	36Y-25867-00-00	BRACKET, master cylinder	1	1	
7	91316-06025-00	BOLT	2	2	
8	92906-06100-00	WASHER, spring	2	2	
9	5K7-25872-00-00	HOSE, brake 1	1	1	
10	33M-25873-00-00	HOSE, brake 2	1	1	
11	4L0-25862-00-00	BOOT, master cylinder	1	1	
12	11U-25885-00-00	JOINT	1	1	
13	91316-06035-00	BOLT	2	2	
14	90401-10095-00	BOLT, union	1	1	
15	90401-10096-00	BOLT, union	4	4	
16	90201-10118-00	WASHER, plate	11	11	
17	33M-25874-00-00	HOSE, brake.	1	1	
18	341-26397-01-00	BAND.	2	2	
19	51J-28357-00-00	STAY 2.	1	1	

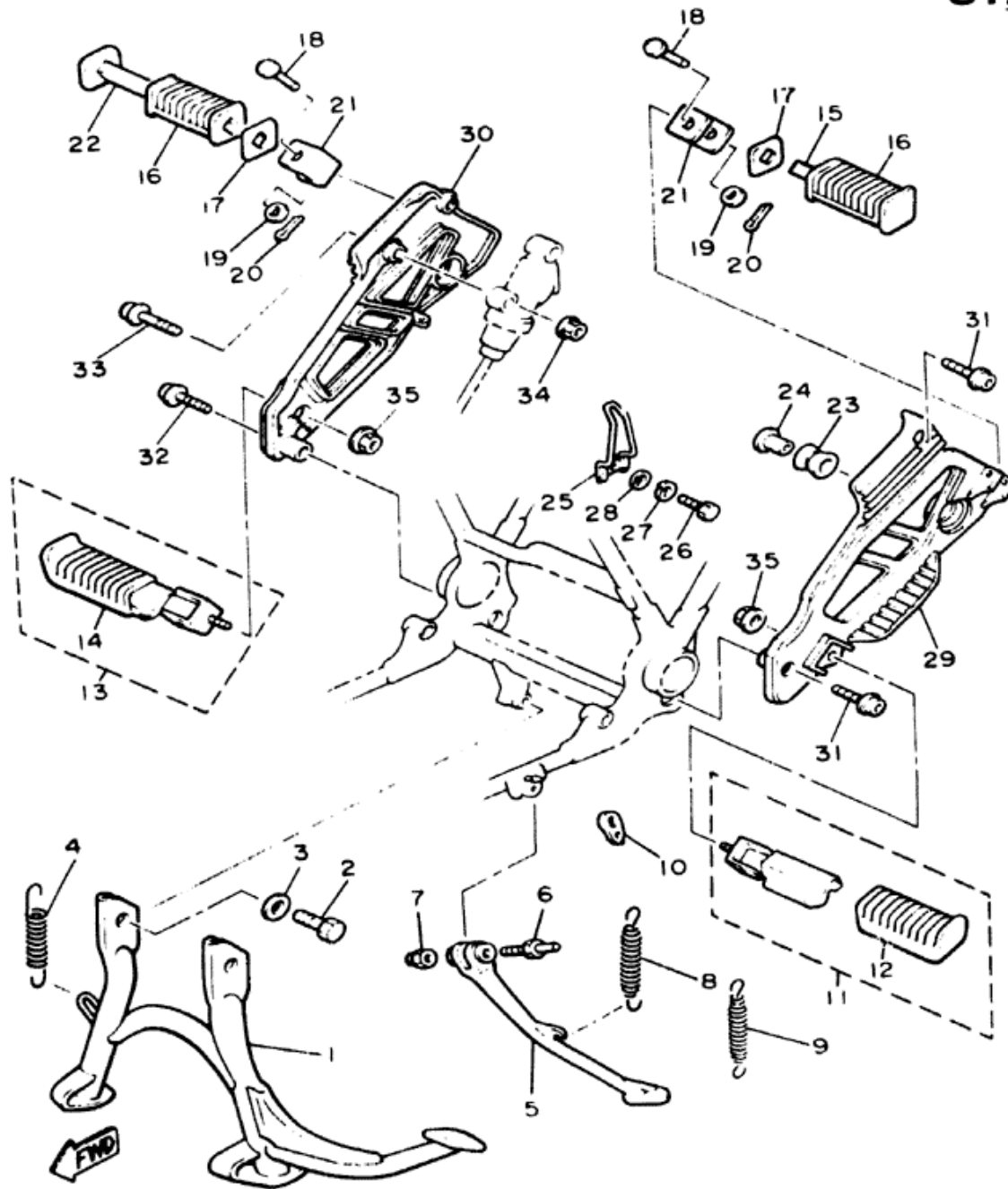


FIG. 33 FRONT MASTER CYLINDER



REF. NO.	PART NO.	DESCRIPTION	Q'TY	REMARKS
1	36Y-25850-00	MASTER CYLINDER ASSY	1	
2	36Y-25852-00	.CAP, reservoir	1	
3	98706-04012	.SCREW, flat head	2	
4	36Y-25854-00	.DIAPHRAGM, reservoir	1	
5	36Y-W0041-00	.CYLINDER KIT, master	1	
6	4L0-25867-00	BRACKET, master cylinder	1	
7	91316-06025	BOLT	2	
8	92906-06100	WASHER, spring	2	
9	5K7-25872-00	HOSE, brake 1	1	
10	33M-25873-00	HOSE, brake 2	1	
11	4L0-25862-00	BOOT, master cylinder	1	
12	11U-25885-00	JOINT	1	
13	91316-06035	BOLT	2	
14	90401-10095	BOLT, union	1	
15	90401-10096	BOLT, union	4	
16	90201-10118	WASHER, plate	11	
17	31A-23469-02	CAP, bolt	2	
18	33M-25874-00	HOSE, brake	1	
19	341-26397-01	BAND	2	
20	51J-28357-00	STAY 2	1	

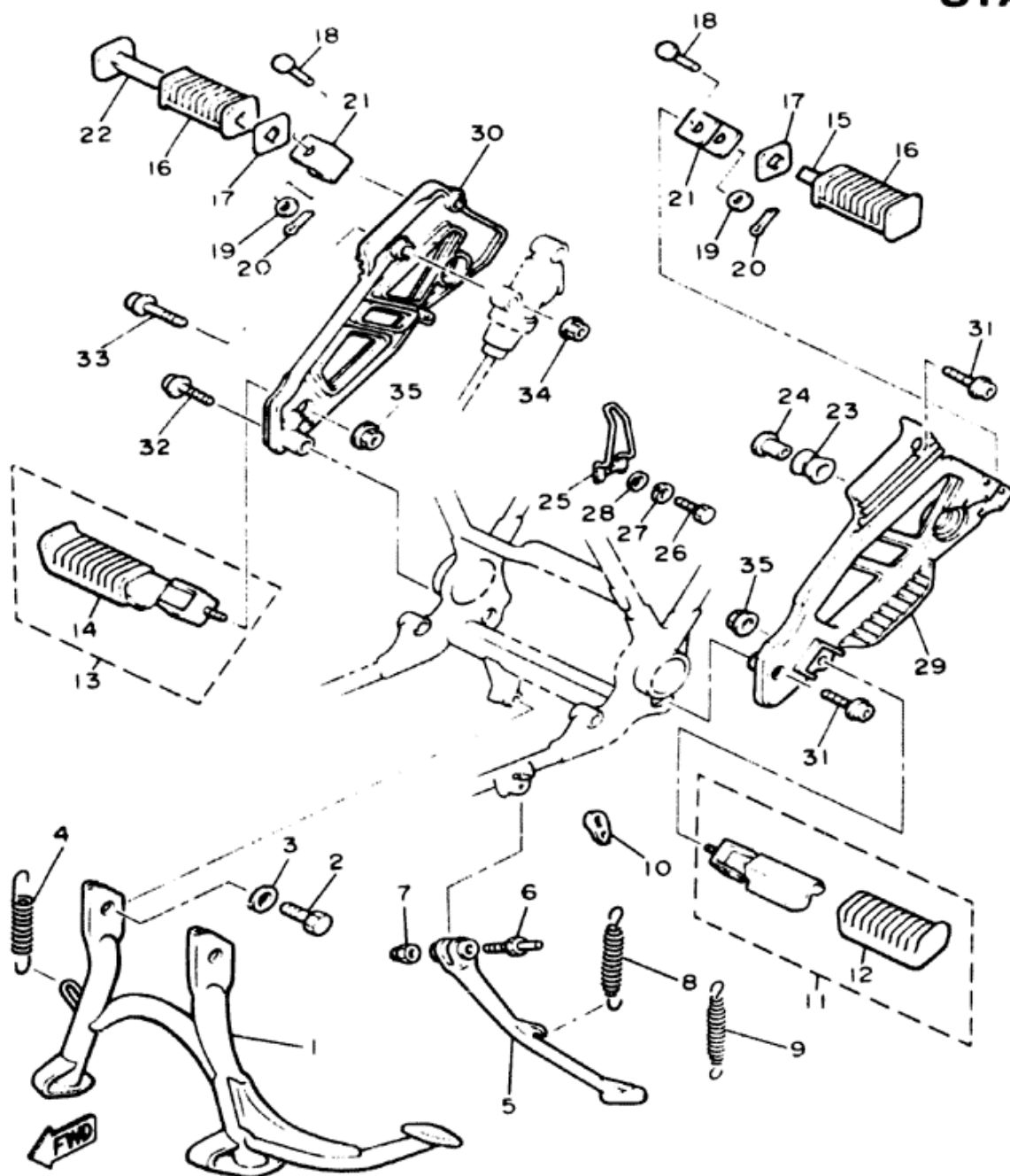
STAND - FOOTREST



49A110-4340

Ref. No.	Part Number	Description	L LC	N NC	Remarks
1	33M-27111-00-R4	STAND, main	1	1	Black
2	97302-10016-00	BOLT	2	2	
3	90201-10752-00	WASHER, plate	2	2	
4	90506-35337-00	SPRING, tension	1	1	
5	51J-27311-00-R4	STAND, side	1	1	Black
6	90109-10590-00	BOLT	1	1	
7	90185-10037 00	NUT, self-locking	1	1	
8	90506-18224-00	SPRING, tension	1	1	
9	90506-26225-00	SPRING, tension	1	1	
10	4U8-27315-00-00	LINK, side stand	1	1	
11	51J-27410-00-00	FRONT FOOTREST ASS'Y (L.H.)	1	1	
12	1J7-27413-01-00	COVER, footrest	1	1	
13	51J-27420-00-00	FRONT FOOTREST ASS'Y (R.H.)	1	1	
14	1J7-27413-01-00	COVER, footrest	1	1	
15	447-27431-00-00	FOOTREST, rear 1	1	1	
16	447-27433-00-00	COVER, rear footrest	2	2	
17	90209-18070-00	WASHER	2	2	
18	91701-06042-00	PIN, clevis	2	2	

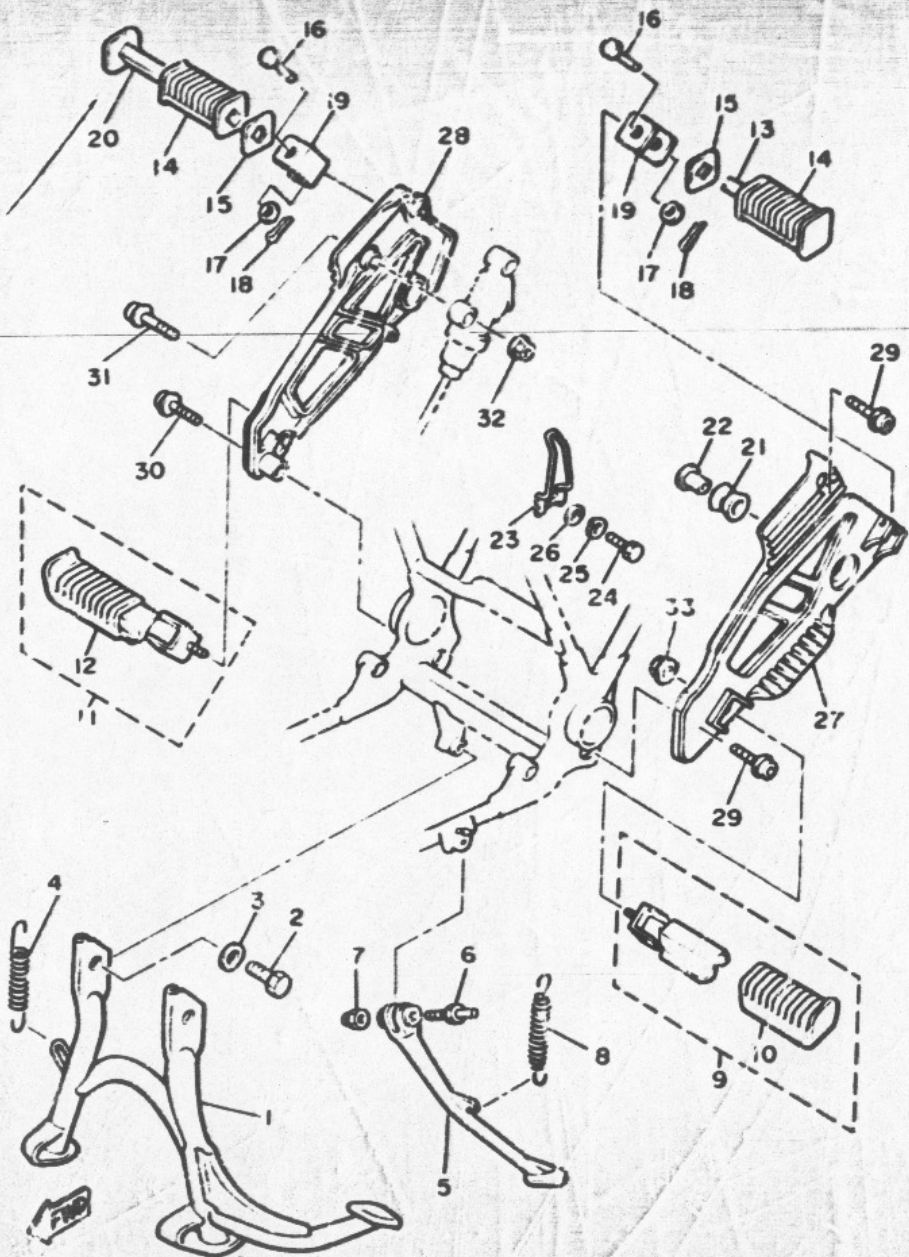
STAND - FOOTREST



Ref. No	Part Number	Description	L LC	N NC	Remarks
19	92990-06200-00	WASHER, plain (92903-06200)	2	2	
20	91401-20015-00	PIN, cotter.	2	2	
21	51J-27425-00-00	BRACKET, footrest 2	2	2	
22	447-27441-00-00	FOOTREST, rear 2	1	1	
23	2H7-27414-00-00	DAMPER, footrest	2	2	
24	90387-10636-00	COLLAR.	2	2	
25	33M-25875-50-00	HOLDER, brake hose 1	1	1	
26	97306-06012-00	BOLT	1	1	
27	92906-06100-00	WASHER, spring	1	1	
28	92906-06600-00	WASHER, plate	1	1	
29	35J-27442-01-00	BRACKET 2.	1	1	
30	35J-27443-01-00	BRACKET 3.	1	1	
31	90110-08066-00	BOLT, hexagon socket head.	2	2	
32	90110-08068-00	BOLT, hexagon socket head.	1	1	
33	90110-08069-00	BOLT, hexagon socket head.	2	2	
34	95701-08100-00	NUT, flange.	2	2	
35	95701-10500-00	NUT, flange.	2	2	

49A110-4340

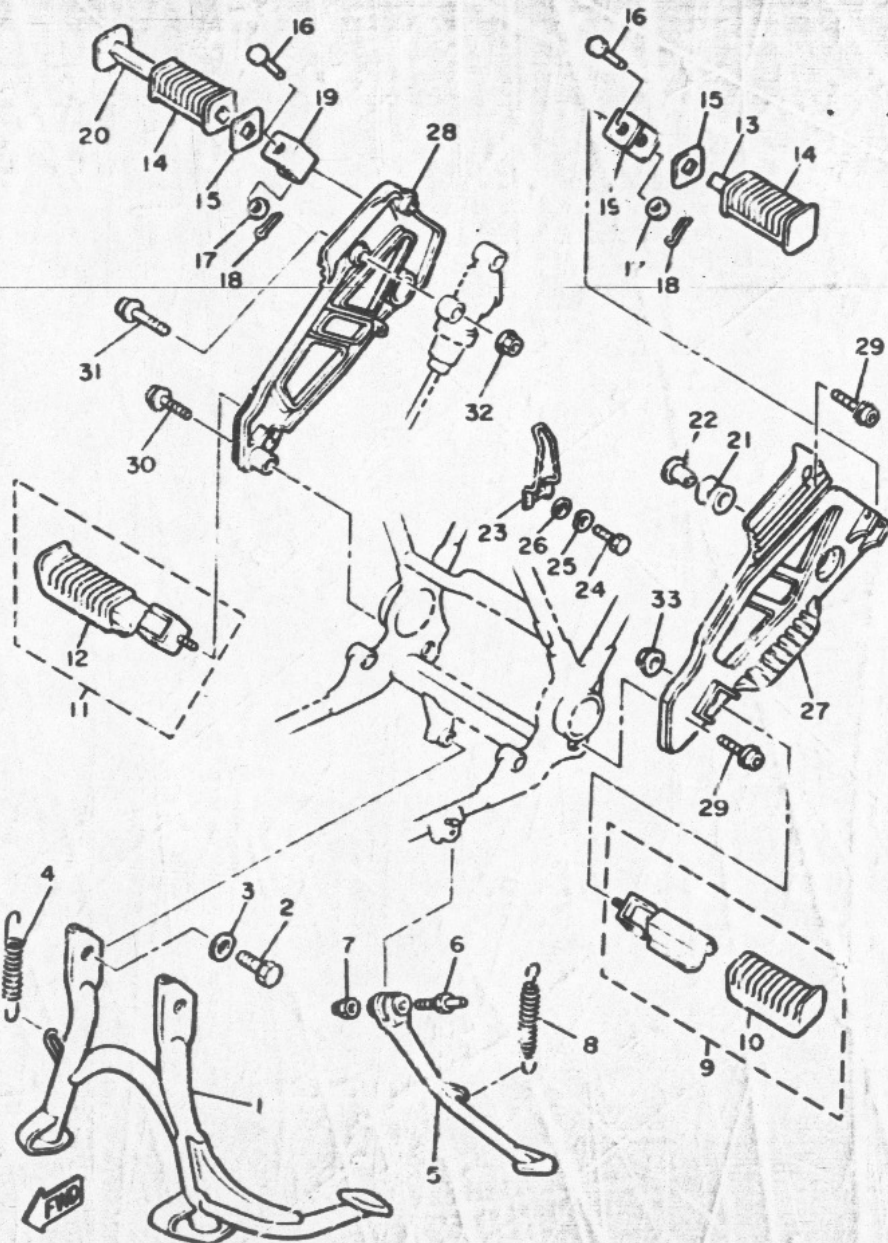
FIG. 34 STAND. FOOTREST



REF. NO.	PART NO.	DESCRIPTION	Q'TY	REMARKS
1	33H-27111-00-R4	STAND, main	1	black
2	97302-10016	BOLT	2	
3	90201-10752	WASHER, Plate	2	
4	90506-35337	SPRING, tension	1	
5	51J-27311-00-R4	STAND, side	1	black
6	90109-10590	BOLT	1	
7	90185-10037	NUT, self-locking	1	
8	90507-29033	SPRING, tension	1	
9	51J-27410-00	FRONT FOOTREST ASSY (L.H)	1	
10	1J7-27413-01	.COVER, footrest	1	
11	51J-27420-00	FRONT FOOTREST ASSY (R.H)	1	
12	1J7-27413-01	.COVER, footrest	1	
13	447-27431-00	FOOTREST, rear 1	1	
14	447-27433-00	COVER, rear footrest	2	
15	90209-18070	WASHER	2	
16	91701-06042	PIN, clevis	2	
17	92901-06200	WASHER, Plain	2	
18	91401-20015	PIN, cotter	2	
19	51J-27425-00	BRACKET, footrest 2	2	
20	447-27441-00	FOOTREST, rear 2	1	
21	2H7-27414-00	DAMPER, footrest	2	
22	90387-10636	COLLAR	2	
23	33H-25875-50	HOLDER, brake hose 1	1	
24	97306-06012	BOLT	1	
25	92906-06100	WASHER, spring	1	
26	92906-06600	WASHER, Plate	1	
27	35J-27442-01	BRACKET 2	1	
28	35J-27443-01	BRACKET 3	1	

FIG. 34 STAND. FOOTREST

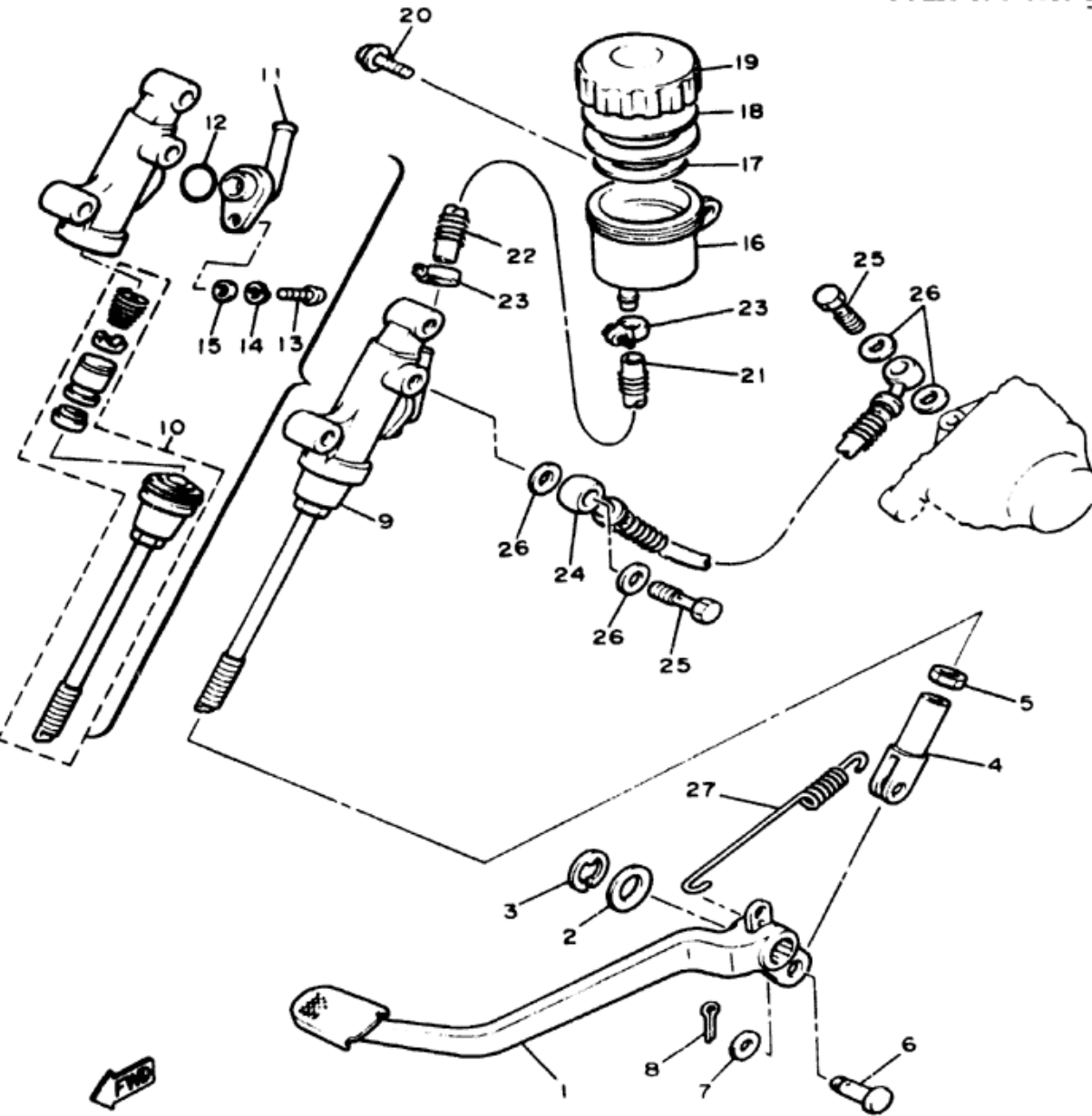
REF. NO.	PART NO.	DESCRIPTION	Q'TY	REMARKS
29	90110-08066	BOLT, hexagon socket head	2	
30	90110-05068	BOLT, hexagon socket head	1	
31	90110-08065	BOLT, hexagon socket head	2	
32	95701-08100	NUT, flange	2	
33	95701-10100	NUT, flange	2	



49F700-4340

E6

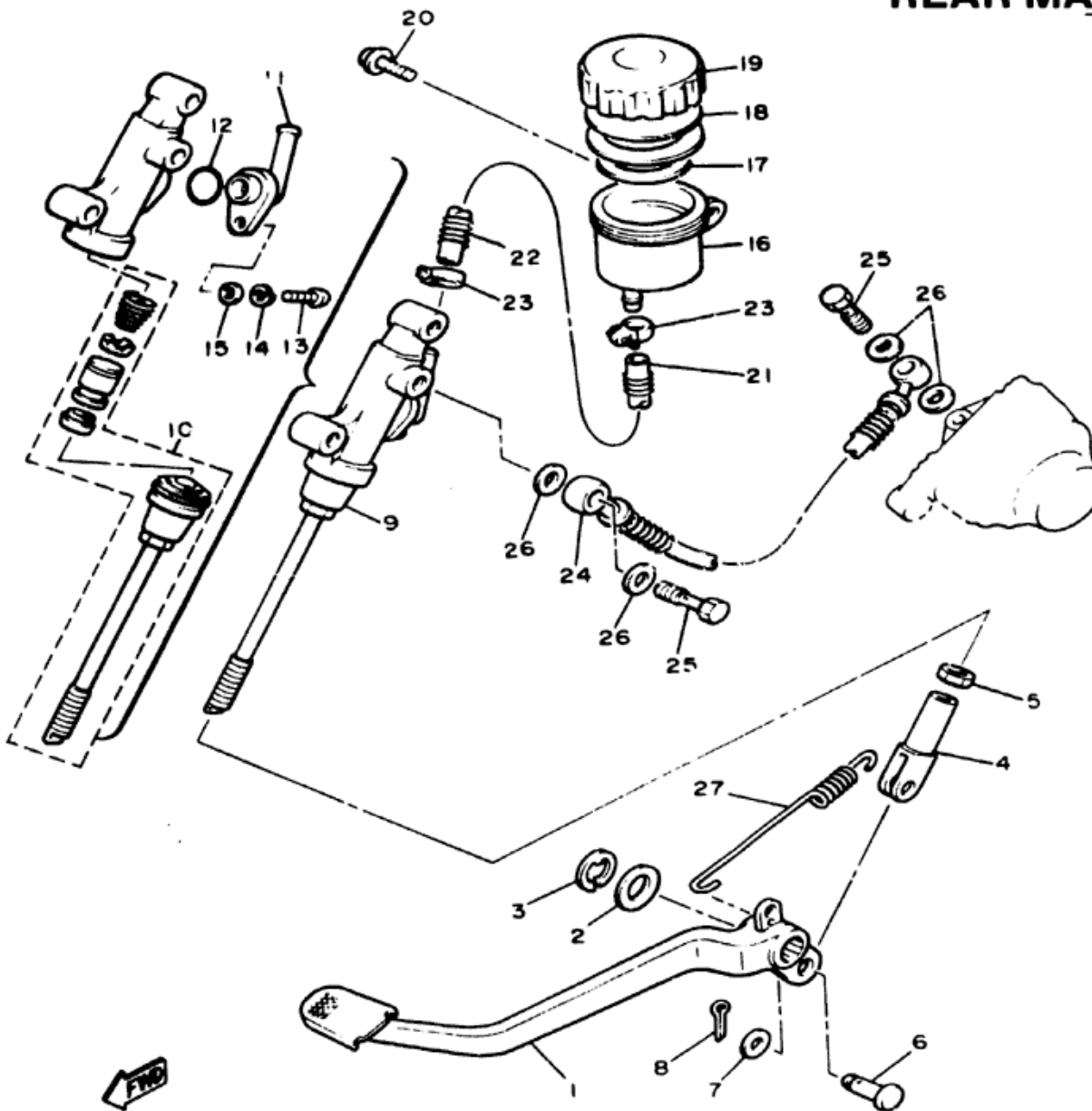
REAR MASTER CYLINDER



Ref No	Part Number	Description	L LC	N NC	Remarks
1	33M-27211-00-00	PEDAL, brake	1	1	
2	90201-14212-00	WASHER, plate	1	1	
3	93430-10015-00	CIRCLIP	1	1	
4	31A-27222-00-00	JOINT	1	1	
5	95301-08700-00	NUT	1	1	
6	90240-08013-00	PIN, clevis	1	1	
7	90201-08083-00	WASHER, plate	1	1	
8	91401-20015-00	PIN, cotter	1	1	
9	33M-25850-50-00	MASTER CYLINDER ASS'Y.	1	1	
10	33M-W0042-50-00	CYLINDER KIT, master	1	1	
11	31A-2582A-50-00	JOINT	1	1	
12	93210-15620-00	O-RING	1	1	
13	98511-04012-00	SCREW, pan head (98501-04012)	1	1	
14	92901-04100-00	WASHER, spring	1	1	
15	92901-04600-00	WASHER, plate	1	1	

49A110-4351

REAR MASTER CYLINDER



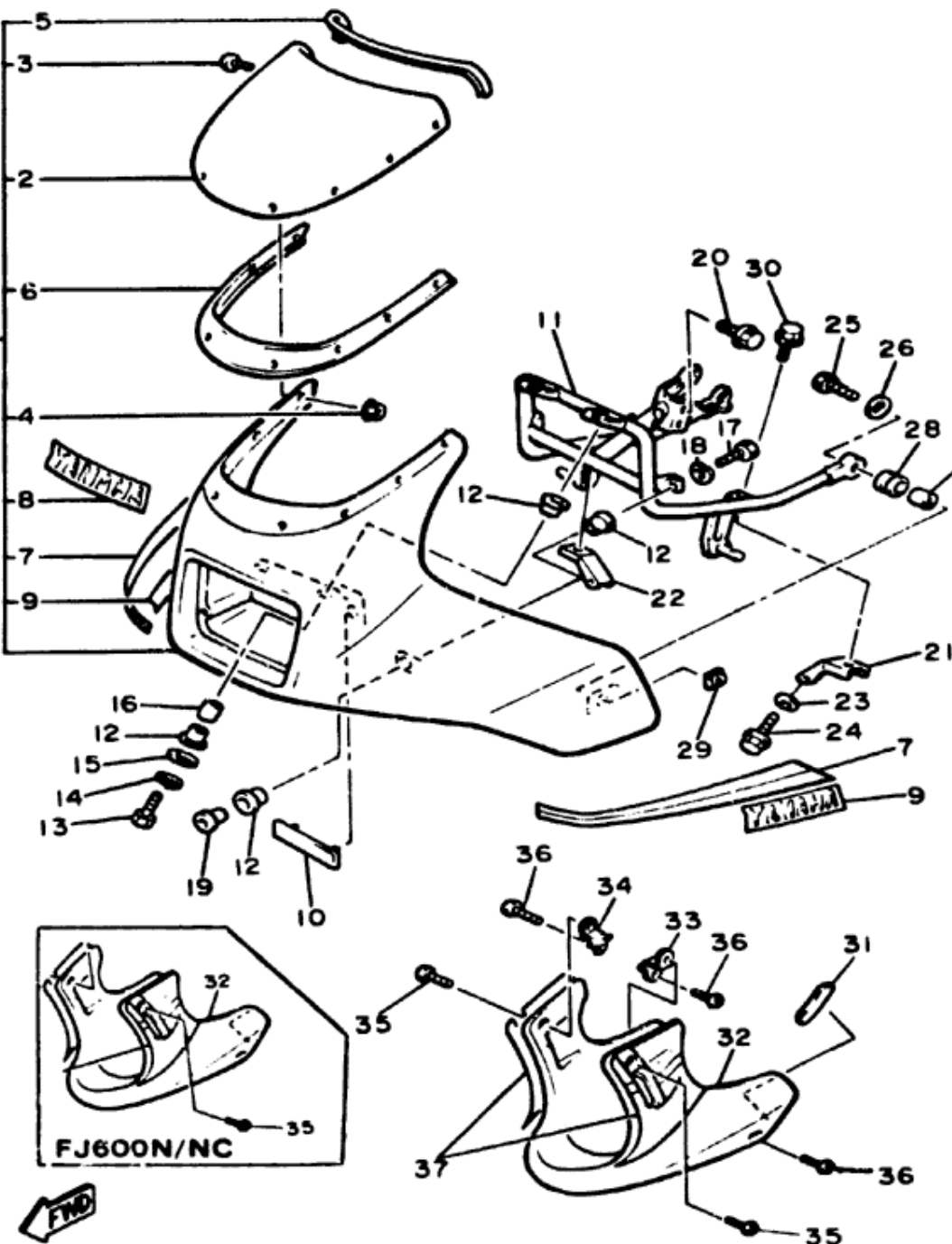
Ref. No.	Part Number	Description	L LC	N NC	Remarks
16	31A-25894-00-00	TANK, reservoir	1	1	
17	360-25854-00-00	DIAPHRAGM, reservoir	1	1	
18	360-25855-01-00	BUSH, diaphragm.	1	1	
19	1A1-25852-00-00	CAP, reservoir.	1	1	
20	90159-06056-00	SCREW, w/washer	1	1	
21	33M-25895-00-00	HOSE, reservoir	1	1	
22	90501-10788-00	SPRING, compression	1	1	
23	90460-16250-00	CLAMP, hose . . . (L/LC)	2		
	90460-12268-00	CLAMP, hose (N/NC)		2	
24	33M-25872-50-00	HOSE, brake 1	1	1	
25	90401-10096-00	BOLT, union	2	2	
26	90201-10118-00	WASHER, plate	4	4	
27	90506-20336-00	SPRING, tension	1	1	



49A110-4351

FAIRING

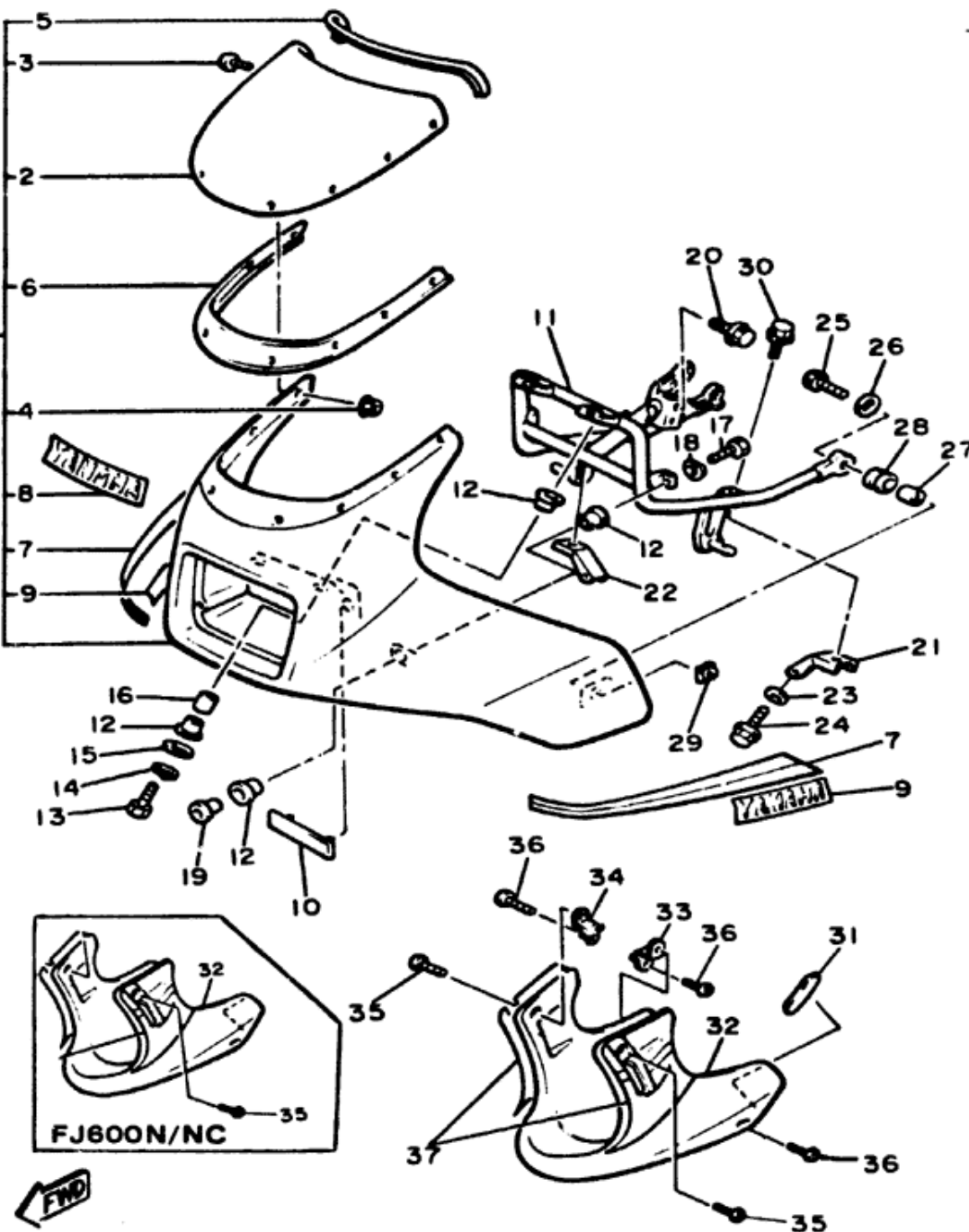
Ref. No.	Part Number	Description	L LC	N NC	Remarks
1	42 N-W2838-00-06	COWLING ASS'Y (L/LC)	1		Quartz Silver/ (Red)
	42 N-W2838-00-05	COWLING ASS'Y (N/NC)		1	Nw Yamaha Bk (Red)
2	35H-28381-01-00	WINDWIELD.	1	1	
3	90157-05063-00	SCREW, pan head	8	8	
4	95706-05500-00	NUT, flange (95706-05100).	8	8	
5	42N-28376-00-00	TRIM.	1	1	
6	31A-28345-00-00	MOLE 1	1	1	
7	51J-28390-00-00	GRAPHIC SET, cowling. (L/LC)	1		
	51J-28390-10-00	GRAPHIC SET, cowling. (N/NC)		1	For NYB
8	49A-28338-00-00	EMBLEM (L/LC)	1		
	51J-28338-10-00	EMBLEM (N/NC)		1	For NYB
9	51J-2839H-00-00	EMBLEM 1 (L/LC)	2		
	51J-2839H-10-00	EMBLEM 1 (N/NC)		2	For NYB
10	31A-28336-00-00	PLATE (L/LC)	1		
11	51J-28356-00-00	STAY 1.	1	1	
12	90480-22362-00	GROMMET	8	8	
13	97306-06035-00	BOLT	2	2	
14	92906-06100-00	WASHER, spring	2	2	
15	90201-06074-00	WASHER, plate	2	2	
16	90560-08237-00	SPACER	2	2	
17	97306-06012-00	BOLT	2	2	
18	92906-06100-00	WASHER, spring	2	2	
19	90387-050J5-00	COLLAR.	2	2	
20	95816-08012-00	BOLT, flange.	3	3	



49A110-4360

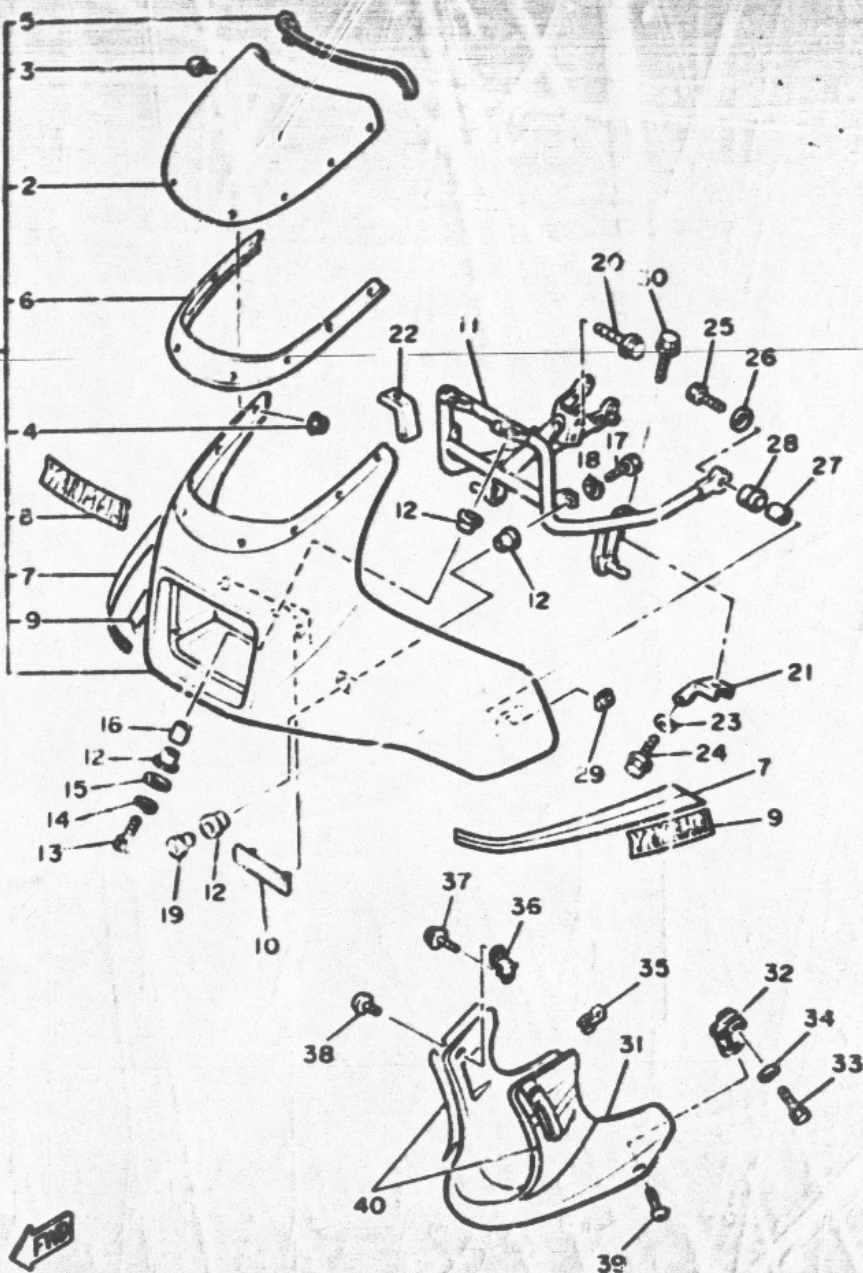
FAIRING

Ref. No.	Part Number	Description	L LC	N NC	Remarks
21	51J-2831U-00-00	STAY, side 1	1	1	
22	51J-2832U-00-00	STAY, side 1	1	1	
23	90201-06059-00	WASHER, plate	2	2	
24	95806-06025-00	BOLT, flange	2	2	
25	97306-06020-00	BOLT	2	2	
26	90201-067A0-00	WASHER, plate	2	2	
27	90387-060A7-00	COLLAR	2	2	
28	90480-18276-00	GROMMET	2	2	
29	42N-28317-00-00	NUT, emblem	2	2	
30	97306-06010-00	BOLT	2	2	
31	49A-28371-00-00	DAMPER	1	1	
32	51J-Y2808-00-1U	COVER, lower (33M-28385-1U) (L/LC)	1		Quartz Silver
	33M-28385-51-6G	COVER, lower (N/NC)		1	Nw Yamaha Bk
33	33M-2836A-50-00	BRACKET 1	1	1	
34	33M-2836E-50-00	BRACKET 2	1	1	
35	90154-05001-00	SCREW, binding	2	2	
36	90154-06014-00	SCREW, binding	4	2	
37	51J-28301-00-00	GRAPHIC SET, lower cover (L/LC)	1		
	51J-28301-10-00	GRAPHIC SET, lower cover (N/NC)		1	For NYB



49A110-4360

FIG. 36 COWLING 1



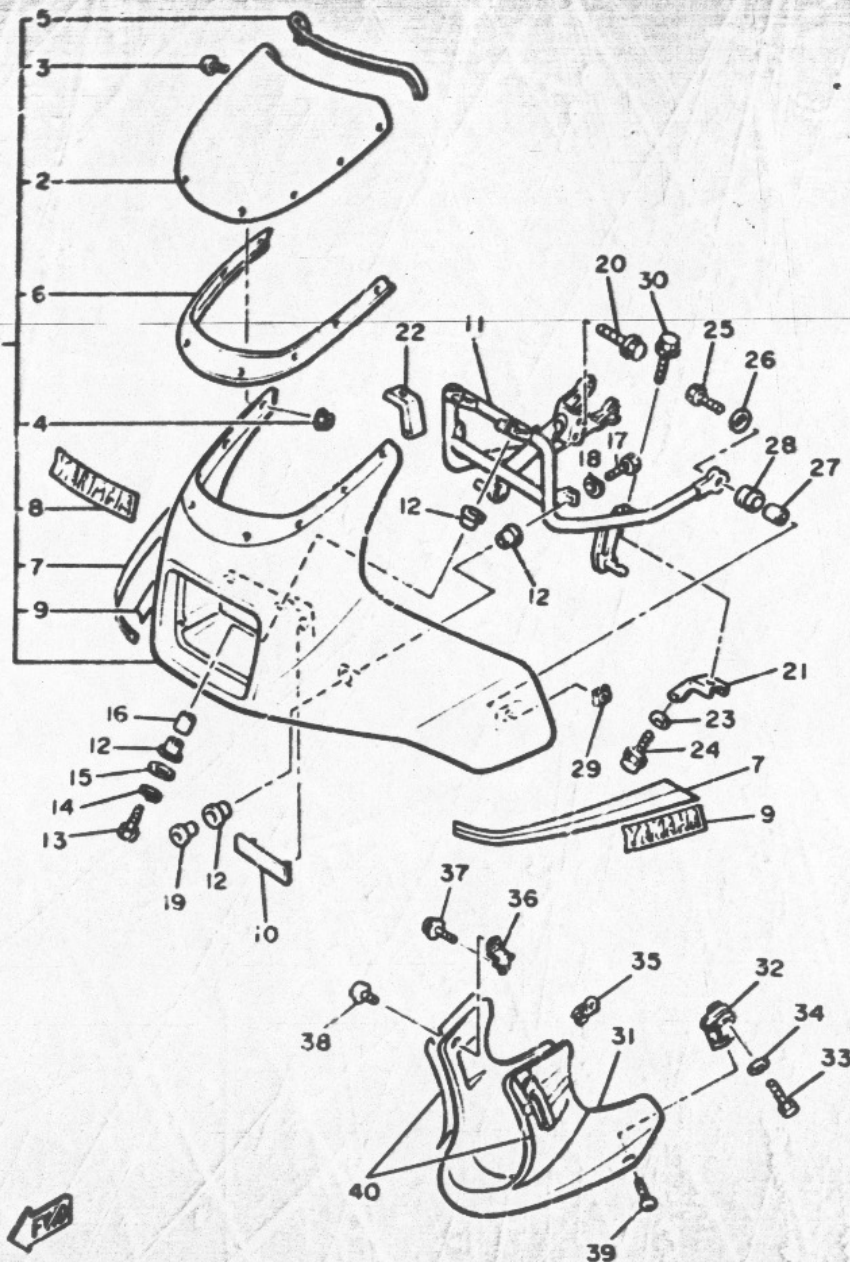
REF. NO.	PART NO.	DESCRIPTION	Q'TY	REMARKS
1	42N-W2838-00-05	COWLING ASSY	1	new yamaha black (red)
2	31A-28381-02	WINDSHIELD	1	
3	90157-05063	SCREW, Pan head	8	
4	95706-05100	NUT, flange	8	
5	42N-28376-00	TRIM	1	
6	31A-28345-00	WIRE 1	1	
7	51J-28390-10	GRAPHIC SET, cowling	2	for nyb
8	51J-28336-10	EMBLEM	1	for nyb
9	51J-2839H-10	EMBLEM 1	2	for nyb
10	31A-28336-00	PLATE	1	
11	51J-28356-00	STAY 1	1	
12	90480-22362	GROMMET	8	
13	97306-06035	BOLT	2	
14	92906-06100	WASHER, spring	2	
15	90201-06074	WASHER, Plate	2	
16	90560-08237	SPACER	2	
17	97306-03012	BOLT	2	
18	92906-06100	WASHER, spring	2	
19	90387-050J5	COLLAR	2	
20	95816-08012	BOLT, flange	3	
21	51J-2831U-00	STAY, side 1	1	
22	51J-2832U-30	STAY, side 1	1	
23	90201-06059	WASHER, Plate	2	
24	95806-06025	BOLT, flange	2	
25	97306-06020	BOLT	2	
26	90201-067A0	WASHER, Plate	2	
27	90387-060A7	COLLAR	2	
28	90400-18276	GROMMET	2	



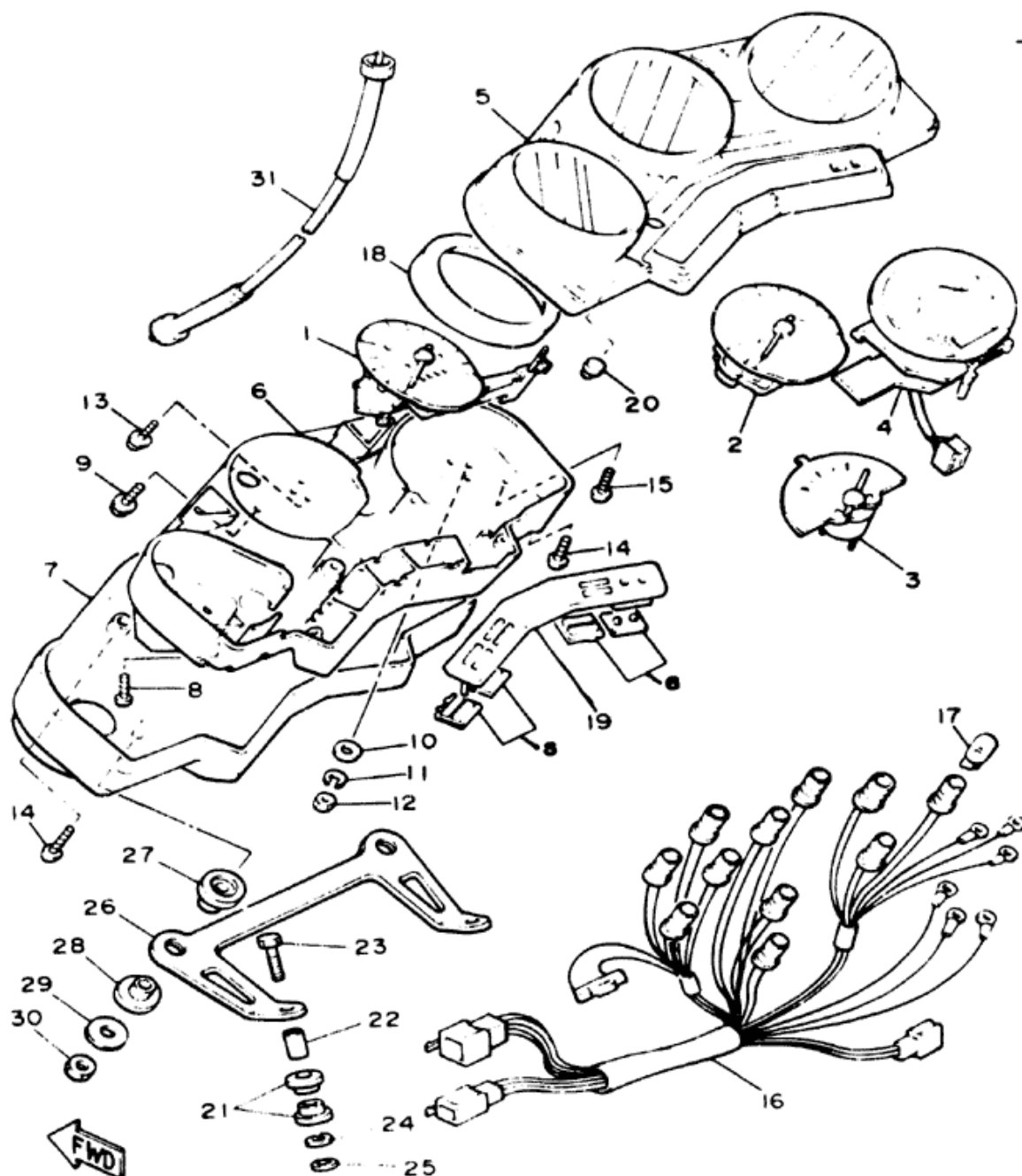
49F700-4360

E8

FIG. 36 COWLING 1



REF. NO.	PART NO.	DESCRIPTION	Q'TY	REMARKS
29	42N-28317-00	NUT, emblem	2	
30	97306-06010	BOLT	2	
31	33M-28385-51-6G	COVER, lower	1	AP for yamaha black
32	33M-28366-50	BRACKET	2	AP
33	97306-06040	BOLT	2	AP
34	92906-06100	WASHER, spring	2	AP
35	33M-2836A-50	BRACKET 1	1	AP
36	33M-2836E-50	BRACKET 2	1	AP
37	95821-08020	BOLT, fange	2	AP
38	90154-05001	SCREW, binding	2	AP
39	90154-06014	SCREW, binding	2	AP
40	51J-28301-10	GRAPHIC SET, lower cover	1	AP for nyb

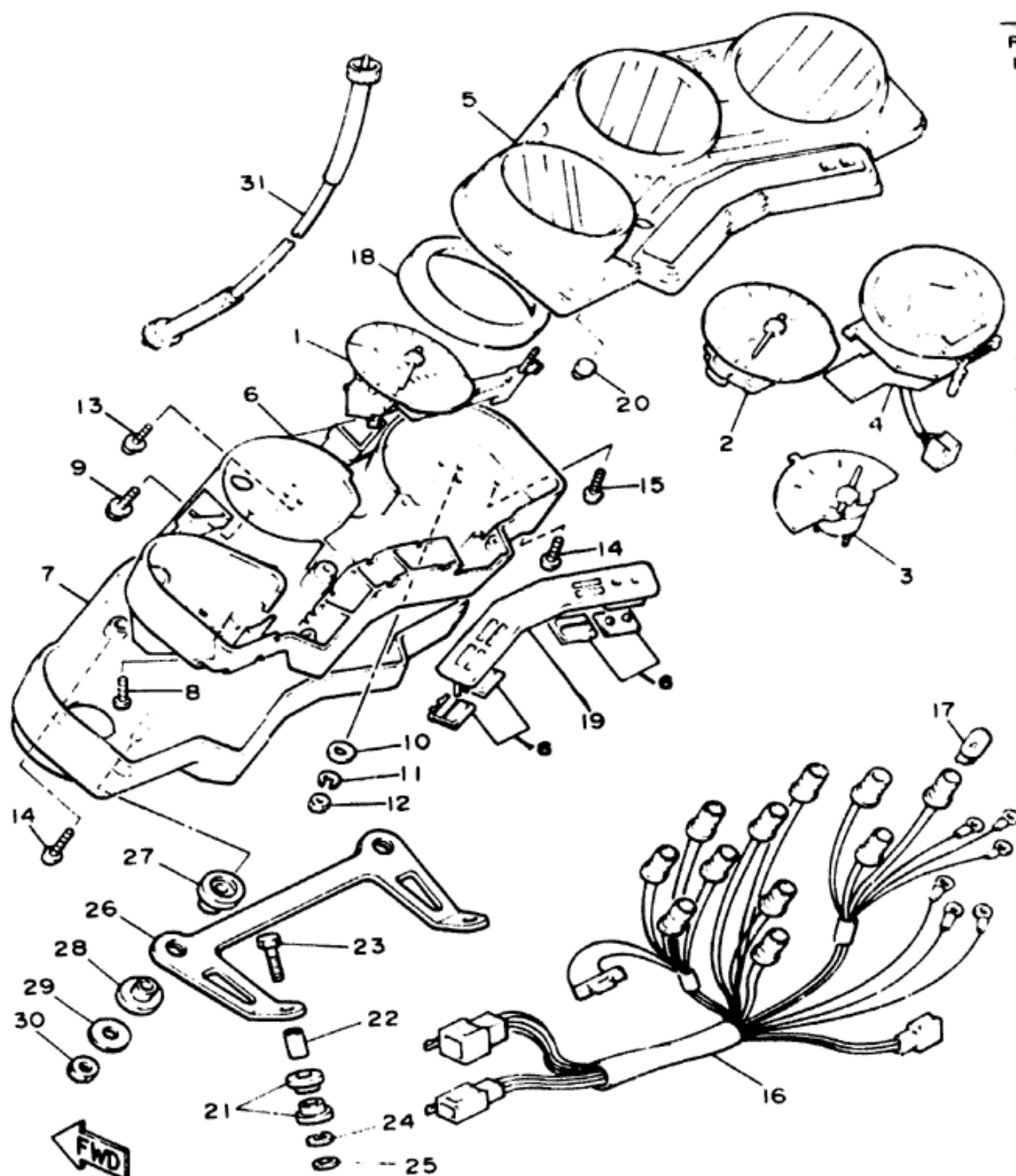


METER

Ref. No.	Part Number	Description	L LC	N NC	Remarks
1	49A-83570-A0-00	SPEEDOMETER ASS'Y	1	1	
2	51J-83540-00-00	TACHOMETER ASS'Y (49A-83540-00)	1	1	
3	29R-85750-00-00	FUEL METER ASS'Y	1	1	
4	51J-8359J-00-00	PANEL clock	1	1	
5	51J-8353G-00-00	CASE, upper	1	1	
6	31A-8353H-00-00	CASE, inner.	1	1	
7	31A-83559-00-00	COVER, meter	1	1	
8	90167-04021-00	SCREW, tapping.	2	2	
9	90159-04043-00	SCREW, w/washer	2	2	
10	92902-03600-00	WASHER.	3	3	
11	92990-03100-00	WASHER, spring (92903-03100)	3	3	
12	95301-03600-00	NUT	3	3	
13	90159-03044-00	SCREW, w/washer	3	3	
14	90164-04006-00	SCREW, tapping.	9	9	
15	90164-03018-00	SCREW, tapping.	3	3	
16	51J-83509-00-00	SOCKET CORD ASS'Y	1	1	
17	4G1-84744-00-00	BULB (12V-3.4W).	11	11	
18	31A-8353L-00-00	REFLECTOR	3	3	
19	51J-8357X-00-00	PANEL ASS'Y.	1	1	
20	29L-83578-00-00	KNOB, trip meter	1	1	

FOR 600RL:

1 51J-83570-F0 SPEEDOMETER ASS'Y 1

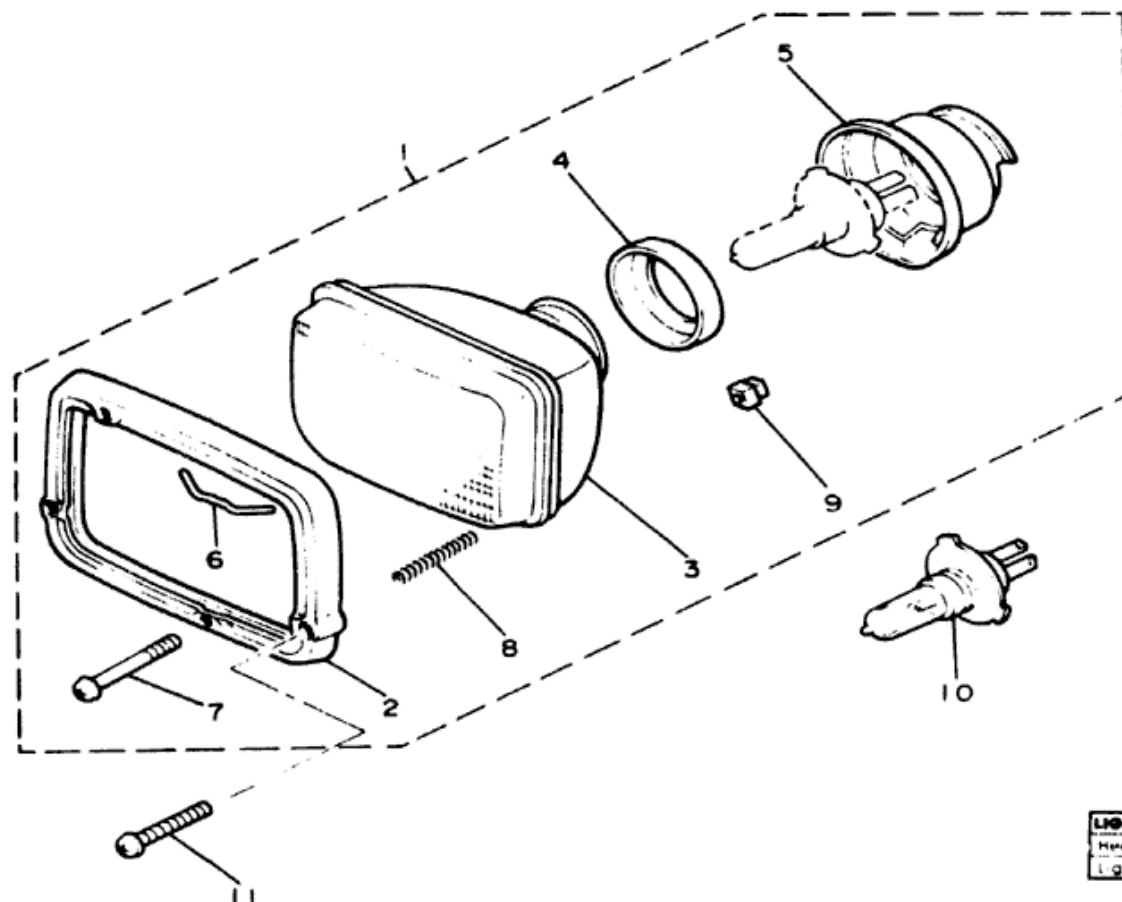


METER

Ref. No.	Part Number	Description	L LC	N NC	Remarks
21	584-83541-00-00	DAMPER.....	4	4	
22	90387-06249-00	COLLAR.....	2	2	
23	97306-06040-00	BOLT.....	2	2	
24	92906-06100-00	WASHER, spring....	2	2	
25	90201-06067-00	WASHER, plate (90201-06380).....	2	2	
26	49A-33519-00-00	BRACKET, meter....	1	1	
27	31A-83592-00-00	DAMPER.....	2	2	
28	31A-83593-00-00	DAMPER.....	2	2	
29	90201-060A3-00	WASHER, plate....	2	2	
30	95306-06600-00	NUT.....	2	2	
31	33M-83550-00-00	SPEEDOMETER CABLE ASS'Y.....	1	1	



49A110-4410



HEADLIGHT

Ref. No.	Part Number	Description	L LC	N NC	Remarks
1	31E-84303-A0-00	HEADLIGHT UNIT ASS'Y.	1	1	
2	31A-84315-00-00	RIM, headlight.	1	1	
3	11H-84321-60-00	LENS, headlight (10L-84321-A0)	1	1	
4	2F9-84375-00-00	FITTING PLATE, bulb	1	1	
5	2F9-84397-01-00	COVER, socket	1	1	
6	5G2-84324-A0-00	SPRING, reflector	1	1	
7	10W-84331-60-00	SCREW, rim adjusting (256-84331-60)	2	2	
8	5G2-84332-60-00	SPRING, screw	2	2	
9	198-84334-60-00	NUT, adjusting.	2	2	
10	5V2-84314-00-XX	BULB (12V-60/55W)	1	1	LM
11	92603-06025-00	SCREW, oval head ...	2	2	

FJ600L/LC-FJ600N/NC

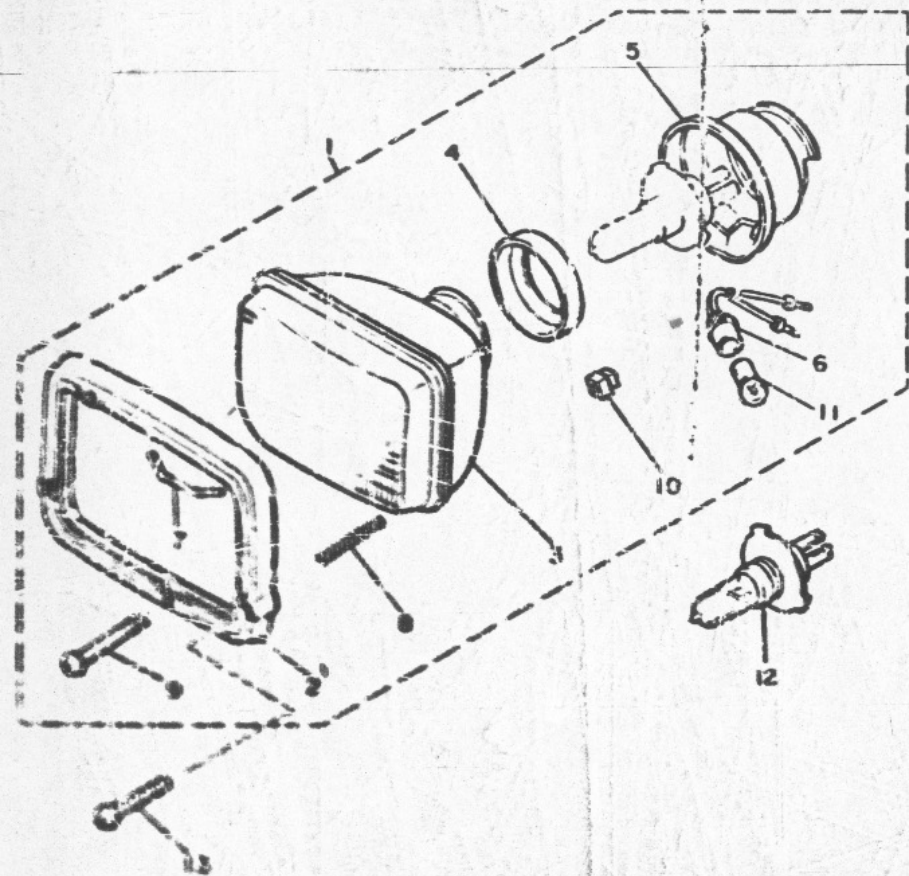
LIGHTING SYSTEM			
Headlight	Tailight	Signal	Rating
Lighting	Coil	Color	Code
12V60-55W	12V27-8W	12V27W	

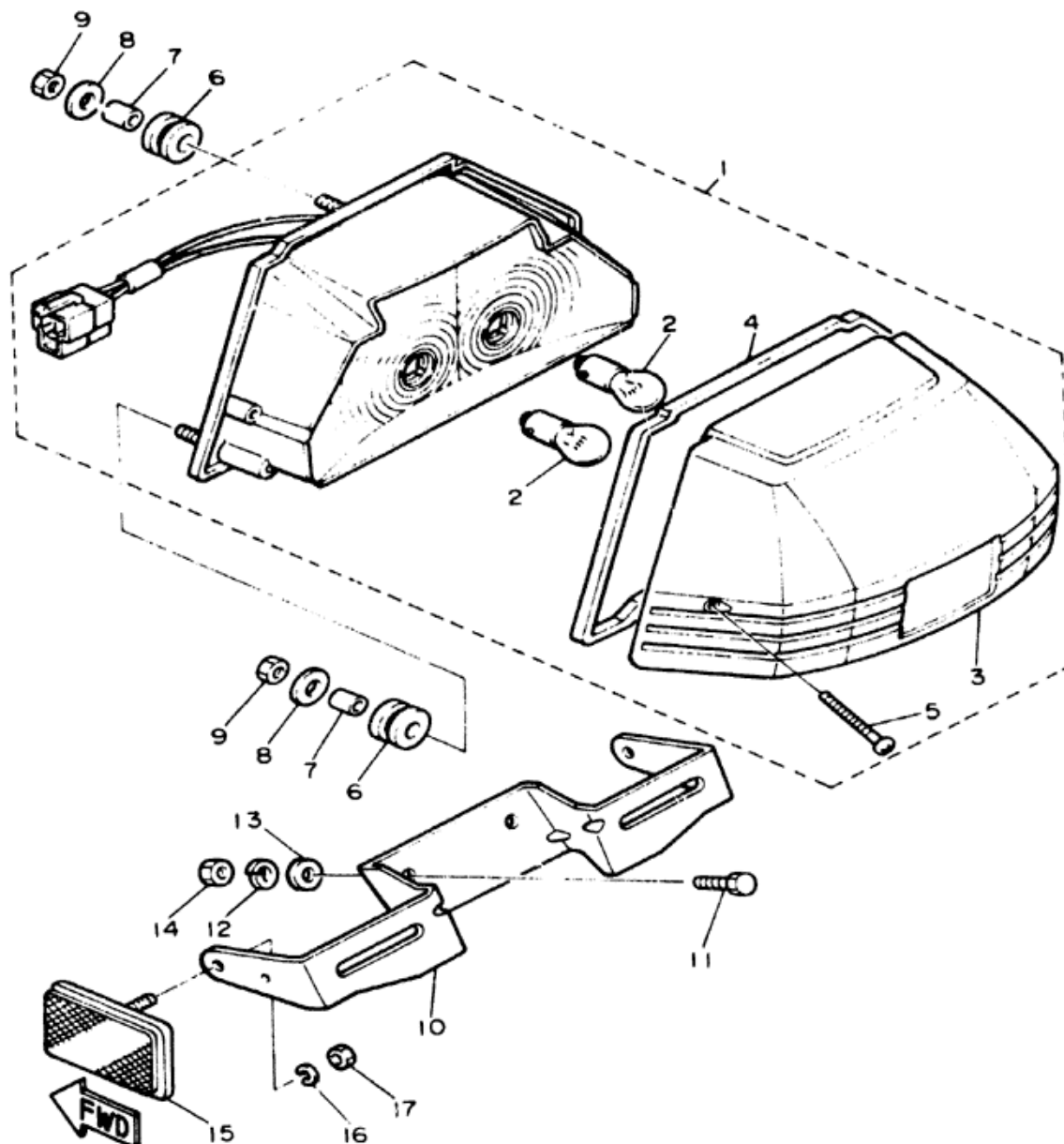


31E171-3430

FIG. 42 HEADLIGHT

REF. NO.	PART NO.	DESCRIPTION	Q'TY	REMARKS
1	31A-84303-E0	HEADLIGHT UNIT ASSY	1	
2	31A-84315-00	•RIM, headlight	1	
3	11U-84321-E0	•LENS, headlight	1	
4	2F9-84375-00	•FITTING PLATE, bulb	1	
5	2F9-84397-01	•COVER, socket	1	
6	457-84146-85	•SOCKET, Pilot light	1	
7	5G2-84324-A0	•SPRING, reflector	1	
8	5G2-84332-60	•SPRING, screw	2	
9	256-84331-60	•SCREW, r.m adjusting	2	
10	198-84334-60	•NUT, adjusting	2	
11	123-83516-21	•BULB (12V-3.4W)	1	
12	"	BULB (12V-60/55W)	1	LM
13	92E03-06025	SCREW, oval head	2	





49A110-4430

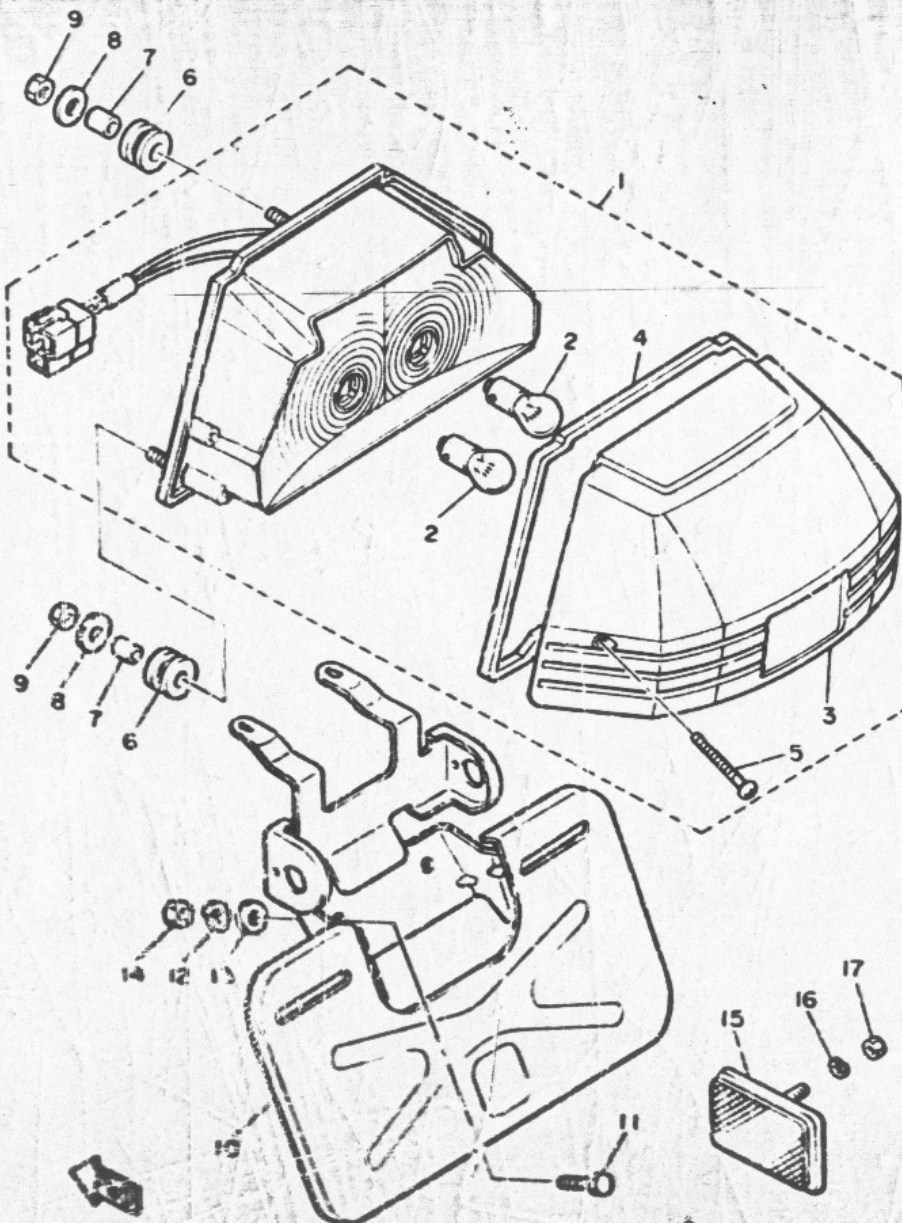
TAILLIGHT

Ref No	Part Number	Description	L LC	N NC	Remarks
1	49A-84710-60-00	TAILLIGHT UNIT ASS'Y	1	1	
2	256-84714-61-00	BULB (12V-27/8W)	2	2	
3	49A-84721-00-00	LENS, taillight	1	1	
4	33M-84723-00-00	GASKET, tail lens	1	1	
5	97701-40530-00	SCREW, tapping	2	2	
6	33M-84736-00-00	DAMPER, tail 1	3	3	
7	90387-061 K9-00	COLLAR	3	3	
8	90201-06067-00	WASHER, plate	3	3	
9	95302-06600-00	NUT	3	3	
10	49A-84751-00-33	BRACKET, license	1		Yamaha Bk
	49A-84751-00-98	BRACKET, license		1	Lw Gloss Bk
11	97306-06018-00	BOLT	2	2	
12	92906-06100-00	WASHER, spring	2	2	
13	90201-06067-00	WASHER, plate (90201-06380)	2	2	
14	95306-06600-00	NUT	2	2	
15	3G1-85130-01-00	REAR REFLECTOR ASS'Y (3G1-85130-00)	2	2	
16	92903-05100-00	WASHER, spring (92902-05100)	2	2	
17	95301-05600-00	NUT (95302-05600)	2	2	

FJ600L/LC-FJ600N/NC

LIGHTING SYSTEM			
Headlight	Taillight	Signal	Rating
			12V60-55W 12V27-8W 12V27W
Lighting Coil Color Code		Q	

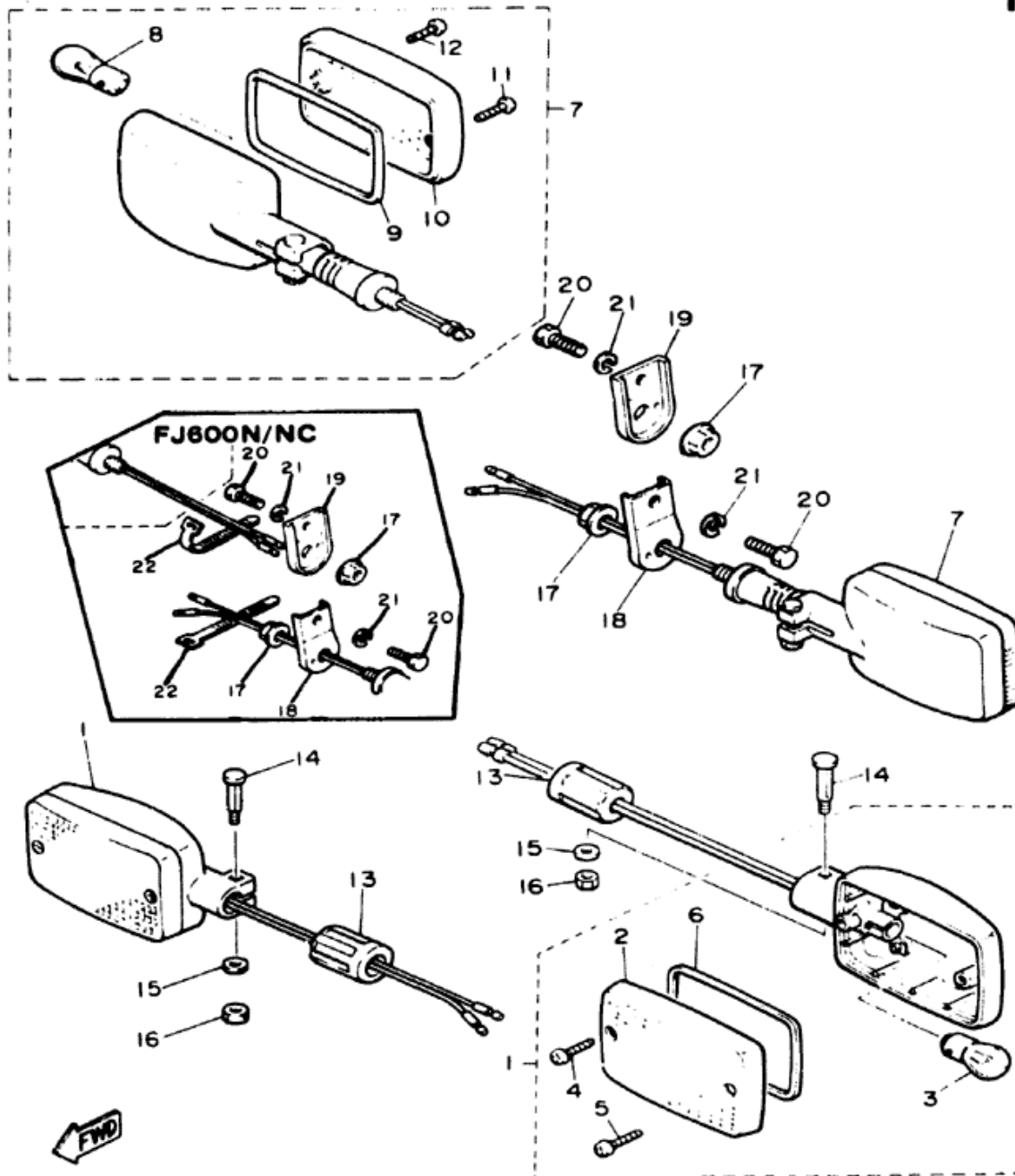
FIG. 43 TAILLIGHT



887700-0430

REF. NO.	PART NO.	DESCRIPTION	Q'TY	REMARKS
1	51J-84710-00	TAILLIGHT UNIT ASSY	1	
2	31L-84714-00	BULB, taillight (12V-21/5W)	2	
3	41A-84721-00	LENS, taillight	1	
4	33M-84723-00	GASKET, taillight	1	
5	97701-40530	SCREW, tapping	2	
6	33M-84734-00	DAMPER, taillight	3	
7	90367-051K9	COLLAR	3	
8	90201-06067	WASHER, plate	3	
9	95302-05600	NUT	3	
10	51J-84751-00-98	BRACKET, licence	1	low gloss black
11	97306-06016	BOLT	2	
12	92906-06100	WASHER, spring	2	
13	90201-06380	WASHER, plate	2	
14	95306-06600	NUT	2	
15	3G1-85130-00	REAR REFLECTOR ASSY	2	
16	92902-05100	WASHER, spring	2	
17	95302-05600	NUT	2	

TURN SIGNAL



Ref. No.	Part Number	Description	L LC	N NC	Remarks
1	5G2-83310-70-00	FRONT FLASHER LIGHT ASS'Y 1.....	2	2	
2	5G2-83312-00-00	LENS, flasher.....	1	1	
3	256-83311-70-00	BULB(12V-27W)...	1	1	
4	98511-04018-00	SCREW, pan head	1	1	
5	97701-40535-00	SCREW, tapping...	1	1	
6	5G2-83313-00-00	GASKET, flasher lens	1	1	
7	16G-83330-70-00	REAR FLASHER LIGHT ASS'Y 1.....	2	2	
8	256-83311-70-00	BULB(12V-27W)...	1	1	
9	5G2-83313-00-00	GASKET, flasher lens	1	1	
10	5G2-83312-00-00	LENS, flasher.....	1	1	
11	98503-04014-00	SCREW, pan head	1	1	
12	97701-40535-00	SCREW, tapping...	1	1	
13	4L0-83321-00-00	DAMPER, flasher 1	2	2	
14	5G2-83317-00-00	BOLT, flasher 1.....	2	2	
15	92906-05600-00	WASHER, plate.....	2	2	
16	95306-05600-00	NUT.....	2	2	
17	95702-12100-00	NUT, flange.....	2	2	
18	49A-83368-00-00	STAY, flasher (L.H.)	1	1	
19	49A-83369-00-00	STAY, flasher (R.H.)	1	1	
20	97316-08016-00	BOLT (97306-08016)	1	1	
21	92906-08100-00	WASHER, spring....	1	1	
22	437-83936-00-00	BAND, switch chord..... (N/NC)		2	

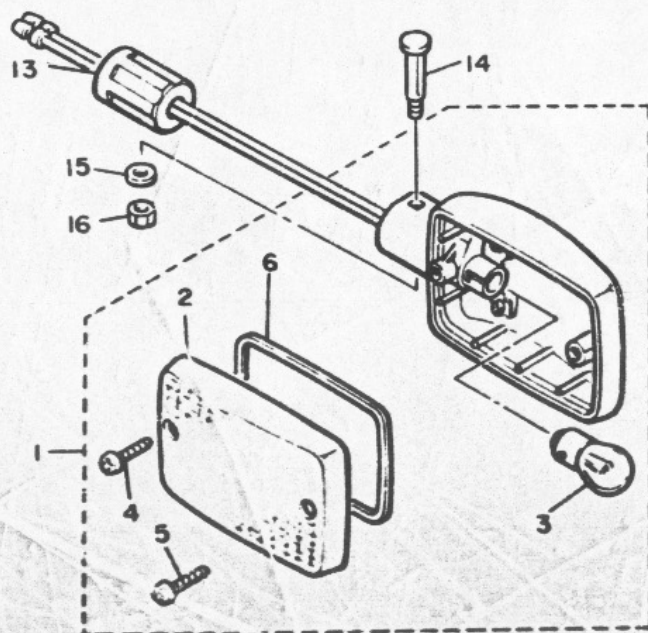
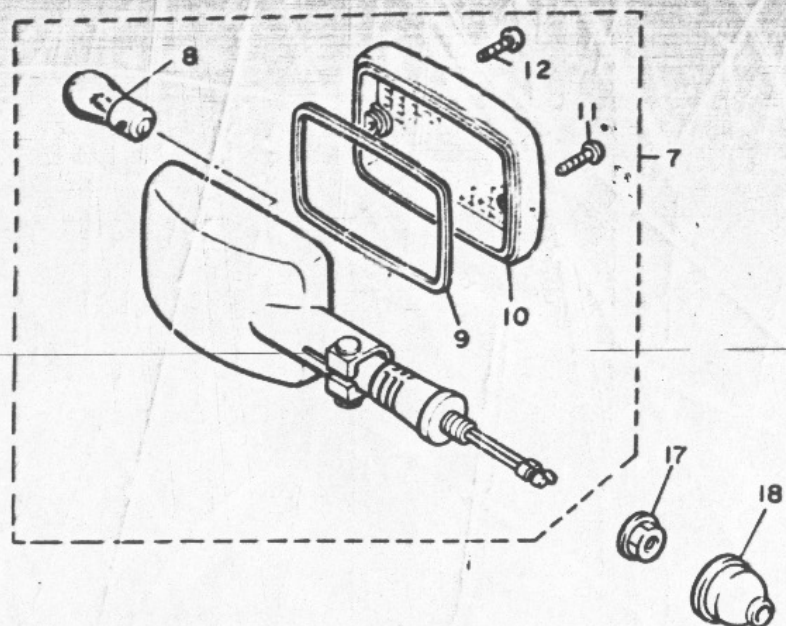
FJ600L/LC - FJ600N/NC

LIGHTING SYSTEM			
Headlight	Taillight	Signal	Rating
			12V60-55W 12V27-8W 12V27W
Lighting Coil Color Code	2		



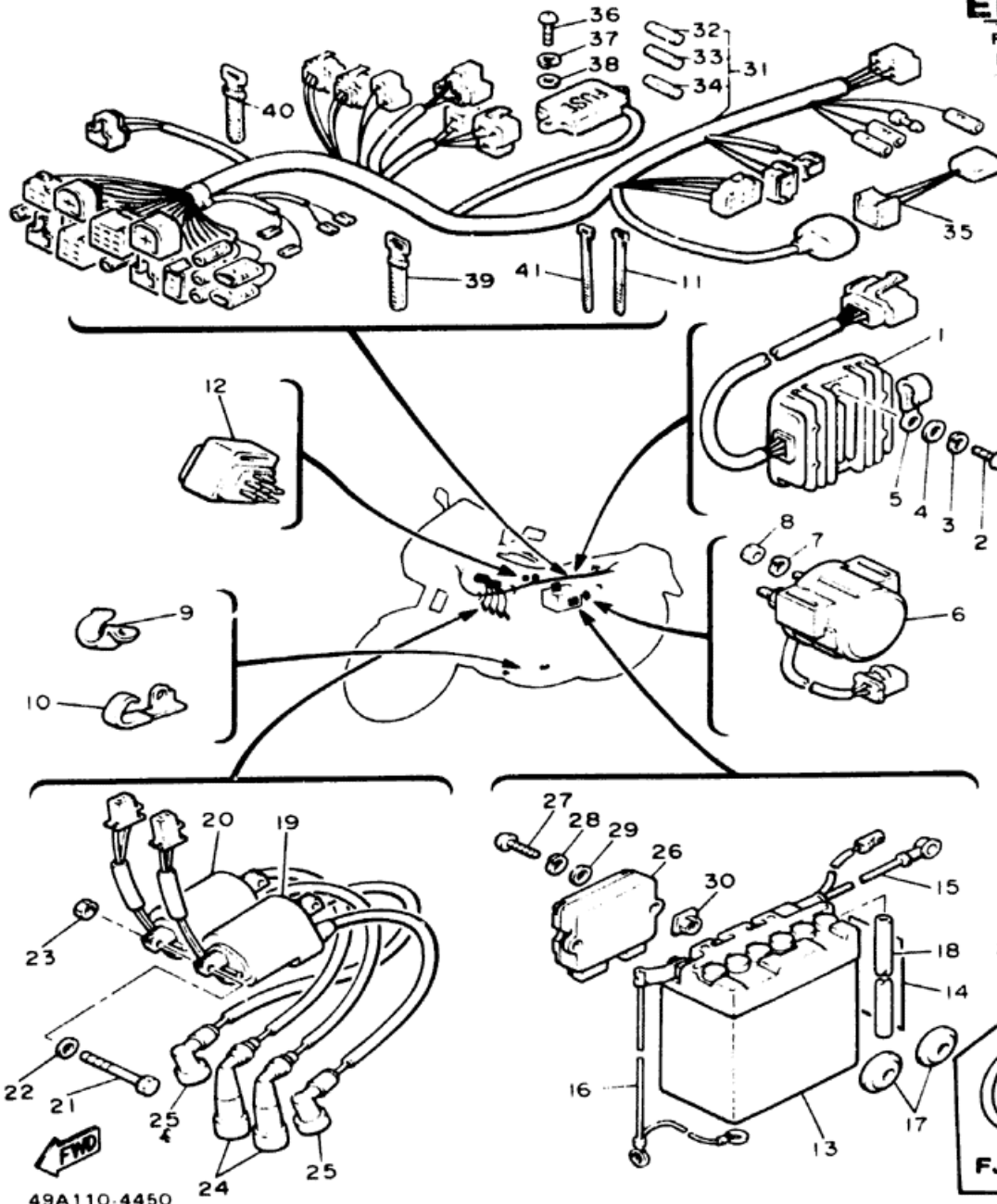
49A110-4400

FIG. 40 FLASHER LIGHT



REF. NO.	PART NO.	DESCRIPTION	Q'TY	REMARKS
1	5G2-83310-70	FRONT FLASHER LIGHT ASSY 1	2	
2	5G2-83312-00	•LENS, flasher	1	
3	256-83311-70	•BULB (12V-27W)	1	
4	98511-04018	•SCREW, Pan head	1	
5	97701-40535	•SCREW, tapping	1	
6	5G2-83313-00	•GASKET, flasher lens	1	
7	11H-83330-70	REAR FLASHER LIGHT ASSY 1	2	
8	256-83311-70	•BULB (12V-27W)	1	
9	5G2-83313-00	•GASKET, flasher lens	1	
10	5G2-83312-00	•LENS, flasher	1	
11	98501-04018	•SCREW, Pan head	1	
12	97701-40535	•SCREW, tapping	1	
13	4L0-83321-00	DAMPER, flasher 1	2	
14	5G2-83317-00	BOLT, flasher 1	2	
15	92906-05600	WASHER, Plate	2	
16	95306-05600	NUT	2	
17	95702-12100	NUT, flange	2	
18	18G-83365-00	CAP	2	

ELECTRICAL 1



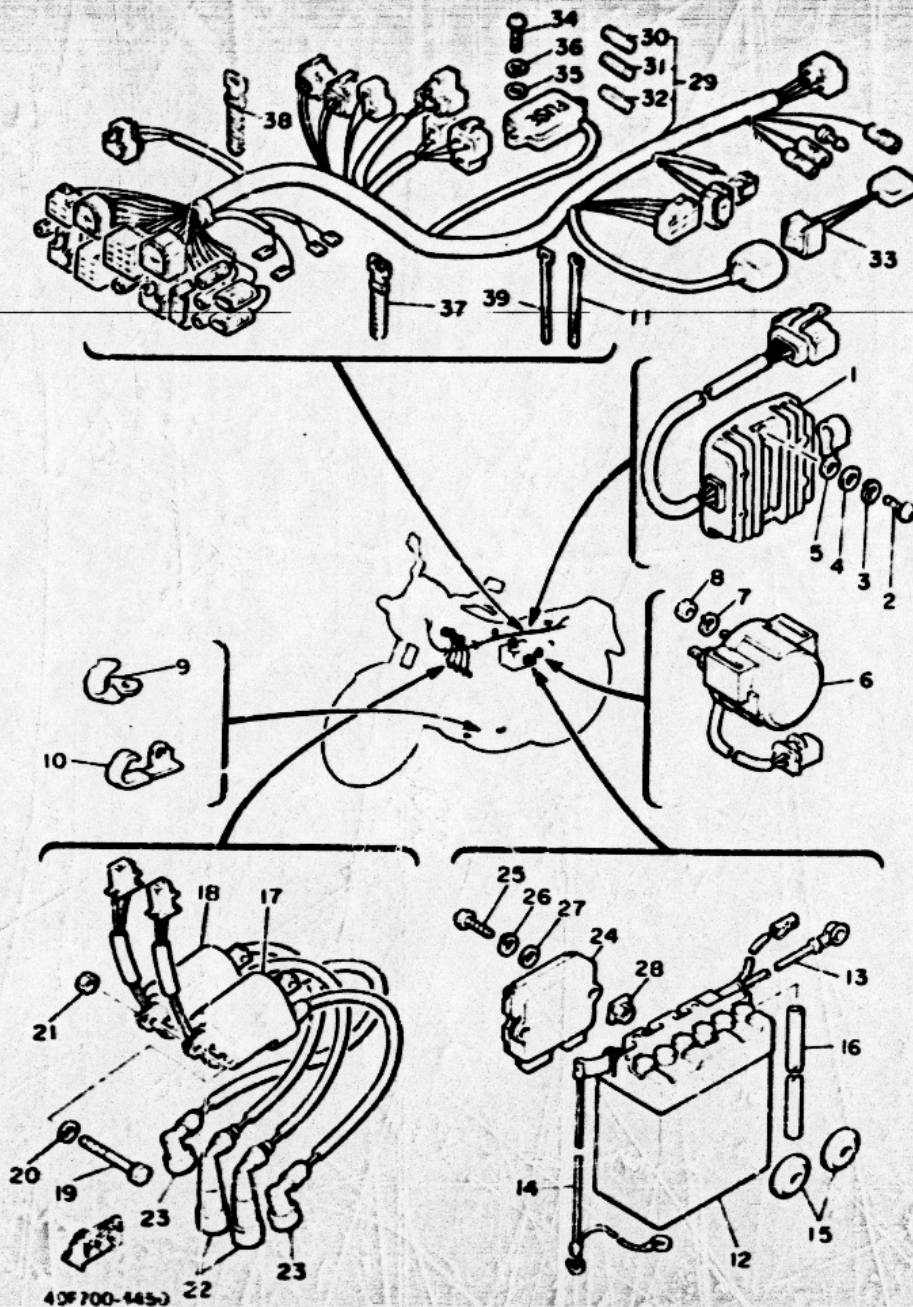
Ref. No.	Part Number	Description	L LC	N NC	Remarks
1	12R-81980-A0-00	RECTIFIER & REGULATOR ASS'Y...	1	1	
2	92502-08030-00	SCREW, pan head...	2		
	92501-08030-00	SCREW, pan head..... (N/NC)		2	
3	92990-06100-00	WASHER, spring (92903-06100).....	2	2	
4	92901-06600-00	WASHER (92902-06600).....	2	2	
5	90465-08135-00	CLAMP (90465-08125) (L/LC)	1		
6	22U-81940-00-00	STARTER SWITCH ASS'Y.....	1	1	U.R. Honda lock
	22U-81940-10-00	STARTER SWITCH ASS'Y..... (N/NC)		1	U.R. Hitachi
7	92990-06100-00	WASHER, spring (92903-06100).....	2	2	
8	95301-06700-00	NUT (95302-06700)	2	2	
9	90462-08078-00	CLAMP.....	3	3	
10	90462-08087-00	CLAMP.....	1	1	
11	341-26397-01-00	BAND.....	1	1	
12	4U8-81950-01-00	RELAY ASS'Y.....	1	1	
13	366-82110-79-00	BATTERY ASS'Y (12N12A-4A).....	1	1	
14	118-82141-09-00	LABEL, battery (LIT-82141-09).....	1	1	
15	33M-82115-00-00	WIRE, plus lead.....	1	1	
16	4G0-82116-00-00	WIRE, minus lead....	1	1	
17	371-82121-00-00	PAD, battery.....	2	2	
18	90445-08348-00	HOSE.....	1	1	
19	33M-82310-60-00	IGNITION COIL ASS'Y	1	1	
20	33M-82320-60-00	IGNITION COIL ASS'Y	1	1	

FJ600L/LC-FJ600N/NC

CHARGING SYSTEM			AC Generator Three Pha
Battery Model	Specific Gravity	Charge Rate	12N12A-4A (12V12A) 1280
Maximum Output			14V17A \pm 5000 rpm
Field Coil Color Code	2		Grn ~ 8m 3.0% \pm 10%
Stator Coil Color Code	2		Whi ~ Whi 0.55% \pm 10%
Charge Coil Color Code	2		e

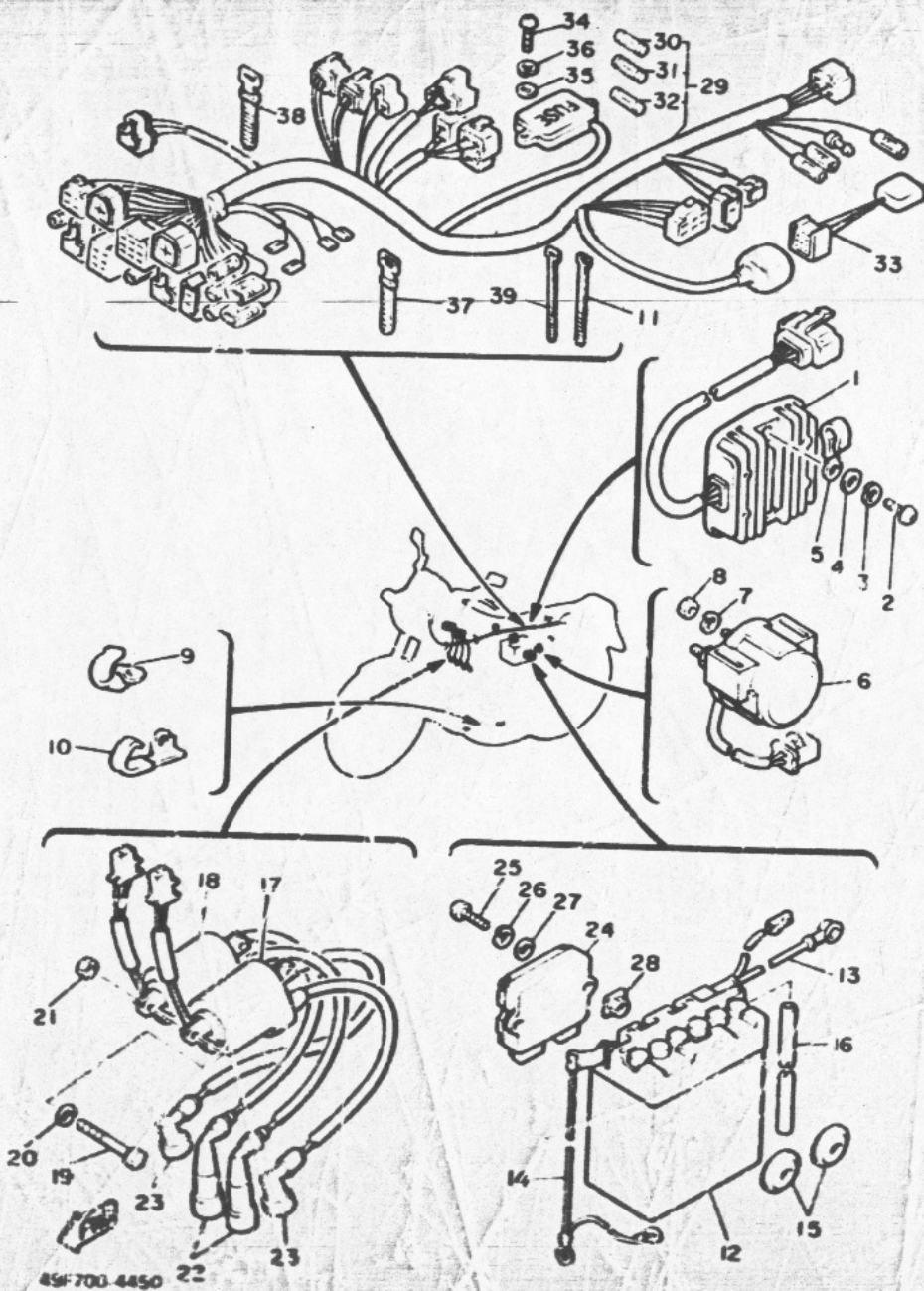
G-6

FIG. 45 ELECTRICAL 1



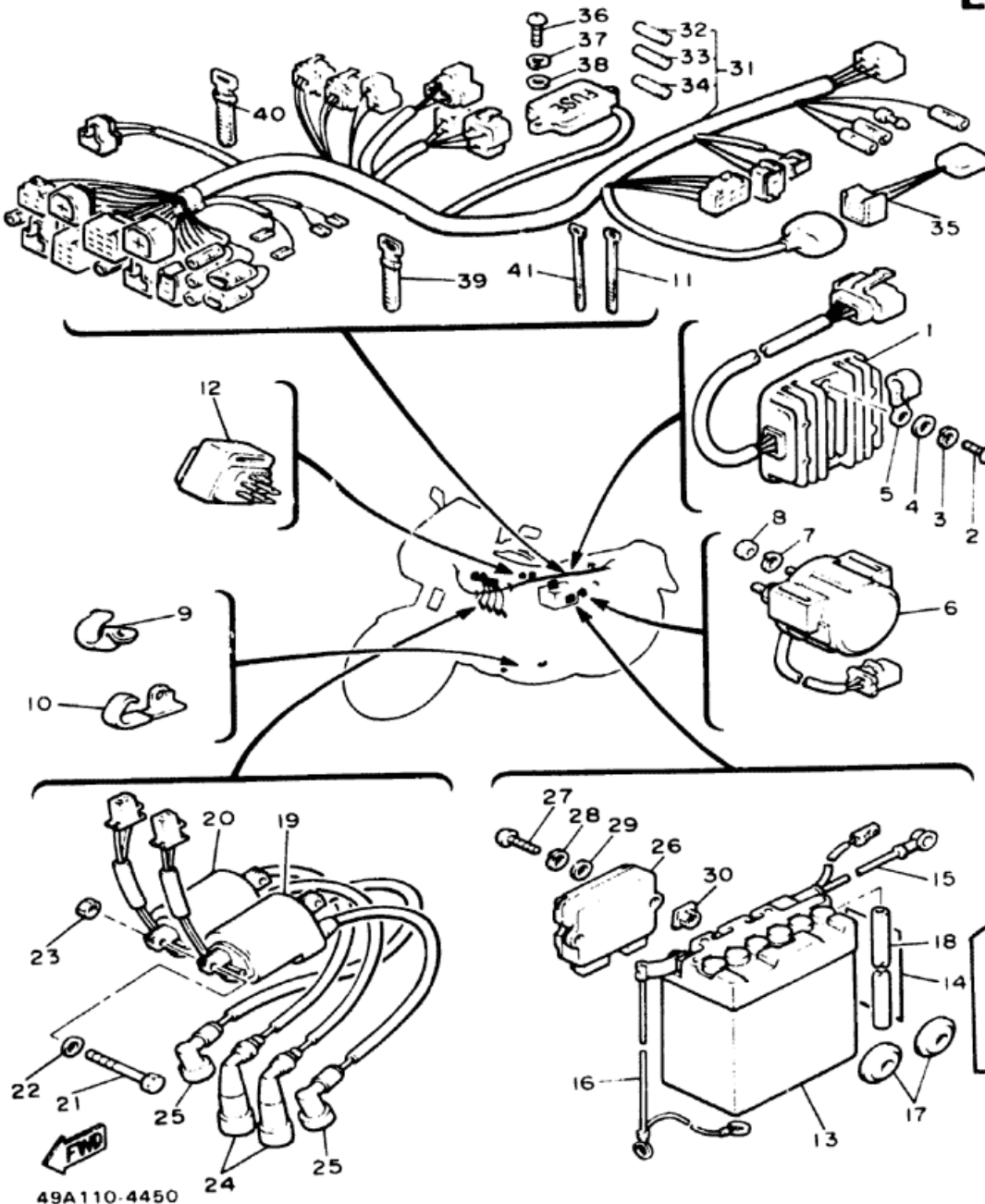
REF. NO.	PART NO.	DESCRIPTION	Q'TY	REMARKS
1	12R-81960-A0	RECTIFIER & REGULATOR ASSY	1	
2	92502-06030	SCREW, Pan head	2	
3	92902-06100	WASHER, sPrinG	2	
4	92902-06600	WASHER	2	
5	90465-08125	CLAMP	1	
6	22U-81940-00	STARTER SWITCH ASSY	1	UR honda lock
	22U-81940-10	STARTER SWITCH ASSY	1	UR hitachi
7	92902-06100	WASHER, sPrinG	2	
8	95302-06700	NUT	2	
9	90462-08078	CLAMP	3	
10	90462-08077	CLAMP	1	
11	341-26397-01	BAND	1	
12	366-82110-79	BATTERY ASSY (12N12A-4A)	1	
13	33M-82115-00	WIRE, Plus lead	1	
14	4G0-82116-00	WIRE, minus lead	1	
15	371-82121-00	PAD, battery	2	
16	90445-08348	HOSE	1	
17	33M-82310-60	IGNITION COIL ASSY	1	
18	33M-82320-60	IGNITION COIL ASSY	1	
19	97302-06065	BOLT	2	
20	92902-06600	WASHER	2	
21	95302-06600	NUT	2	
22	4G0-82370-20	PLUG CAP ASSY	2	
23	5H0-82370-00	PLUG CAP ASSY	2	
24	49A-82305-10	IGNITOR UNIT ASSY	1	
25	92501-06012	SCREW, Pan head	1	
26	92902-06100	WASHER, sPrinG	1	
27	92902-06600	WASHER	1	

FIG. 45 ELECTRICAL 1

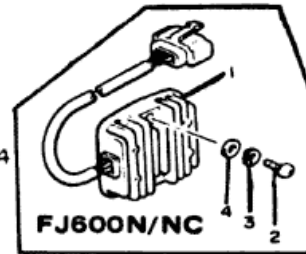


REF. NO.	PART NO.	DESCRIPTION	Q'TY	REMARKS
28	4G0-21736-00	NUT, Plate	1	
29	51J-82590-80	WIRE HARNESS ASSY	1	
30	1A0-82151-00	•FUSE (12V-10A)	2	
31	1A0-82161-00	•FUSE (12V-20A)	1	12v-20a
32	2H7-82151-00	•FUSE (12V-30A)	1	
33	4H7-81980-M0	DIODE	1	
34	98501-05016	SCREW, Pan head	2	
35	92901-05600	WASHER, Plate	2	
36	92902-05100	WASHER, sPrinE	2	
37	437-63936-10	BAND, switch cord	3	
38	341-26397-01	BAND	1	
39	12R-82591-00	BAND	1	

ELECTRICAL 1



Ref. No.	Part Number	Description	L LC	N NC	Remarks
21	97301-06065-00	BOLT	2	2	
22	92901-06600-00	WASHER (92902-06600)	2	2	
23	95302-06600-00	NUT	2	2	
24	4G0-82370-20-00	PLUG CAP ASS'Y	2	2	
25	5H0-82370-00-00	PLUG CAP ASS'Y	2	2	
26	49A-82305-10-00	IGNITOR UNIT ASS'Y	1	1	
27	92580-06012-00	SCREW, pan head (92503-06012)	1	1	
28	92990-06100-00	WASHER, spring (92903-06100)	1	1	
29	92901-06600-00	WASHER (92902-06600)	1	1	
30	4G0-21736-00-00	NUT, plate	1	1	
31	49A-82590-50-00	WIRE HARNESS ASS'Y	1	1	
32	116-82151-00-00	FUSE (12V-10A)	2	2	
33	1A0-82161-00-00	FUSE (12V-20A)	1	1	12V-20A
34	2H7-82151-00-00	FUSE (12V-30A)	1	1	
35	4U8-81980-M0-00	DIODE	1	1	
36	98580-05016-00	SCREW, pan head (98501-05016)	2	2	
37	92903-05100-00	WASHER, spring (92902-05100)	2	2	
38	92901-05600-00	WASHER, plate	2	2	
39	437-83936-10-00	BAND, switch cord	3	3	
40	341-26397-01-00	BAND	1	1	
41	12R-82591-00-00	BAND (L/LC)	1		

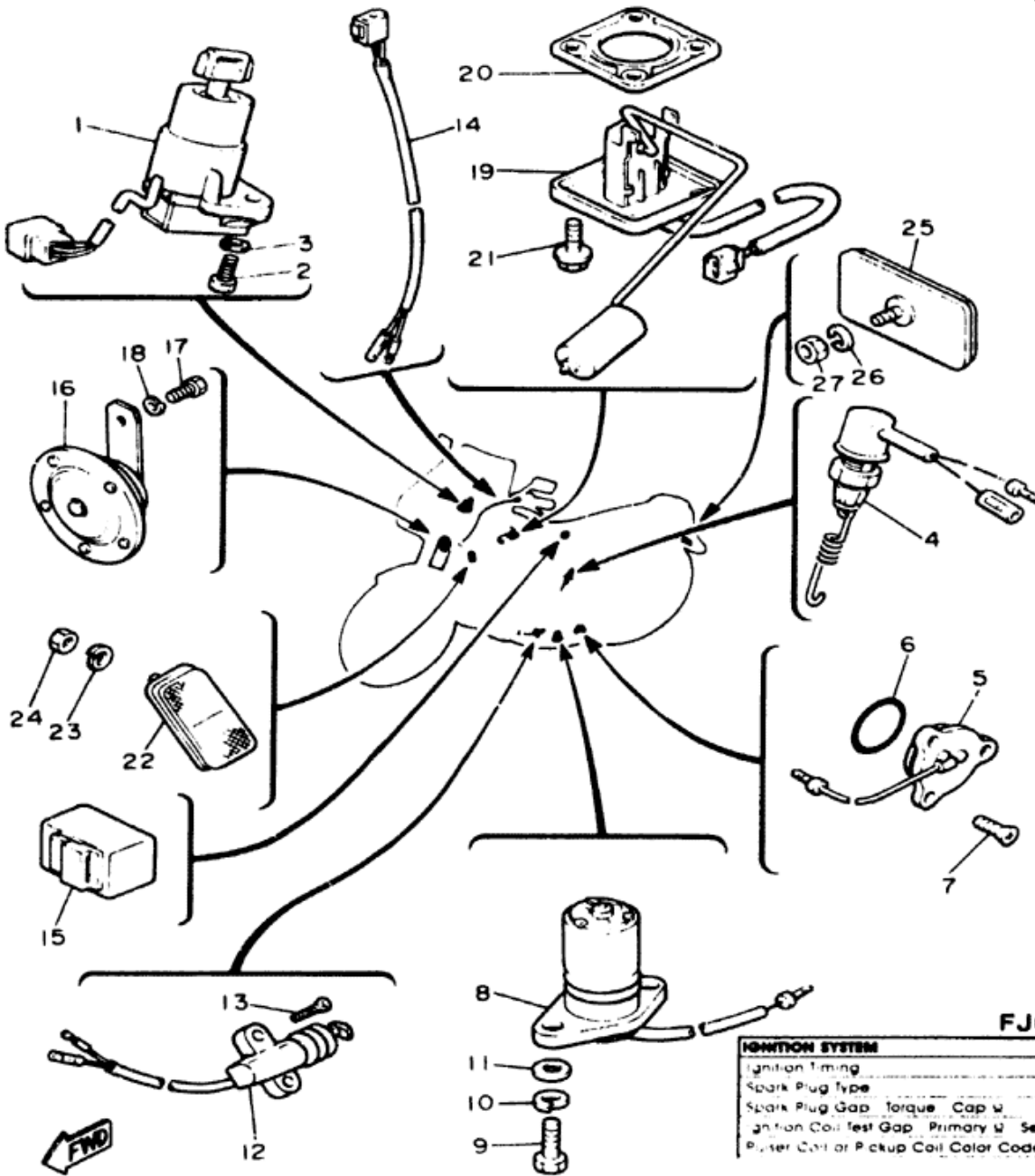


FJ600L/LC-FJ600N/NC

G-7

IGNITION SYSTEM		Transistor Controlled
Ignition Timing	10° ± 1200 rpm	L/LC: Full Adv. 36.8° N/NC: Full
Spark Plug Type	NGK D6EA or ND X24ES-U	
Spark Plug Gap	0.6 ~ 0.7mm 1.75 mm (13 ft-lbs) 10kΩ	
Ignition Coil test Gap	Primary 2 Secondary 2	6mm 2.70 ± 10% 12kΩ ± 20%
Pulser Coil or Pickup Coil Color Code	2	Org. ~ Blk. Gry. ~ Blk. 120Ω ± 10%

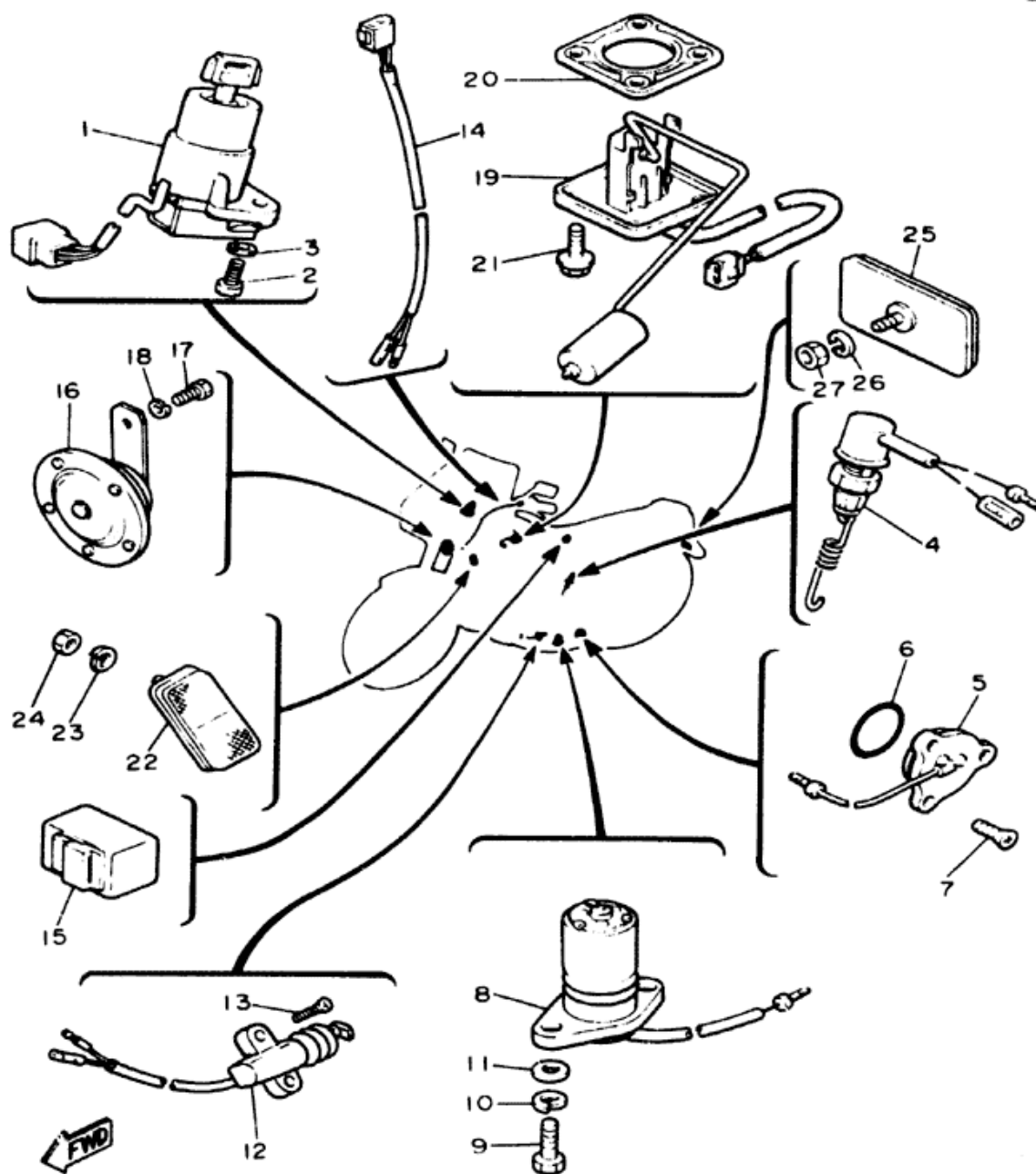
ELECTRICAL 2



Ref No	Part Number	Description	L LC	N NC	Remarks
1	47M-82501-50-00	MAIN SWITCH STEERING LOCK	1	1	
2	97321-06016-00	BOLT (97322-06016)	2	2	
3	92901-06600-00	WASHER (92902-06600)	2	2	
4	33M-82530-00-00	STOP SWITCH ASS'Y	1	1	
5	1L9-82540-00-00	NEUTRAL SWITCH ASS'Y	1	1	
6	93210-29196-00	O-RING	1	1	
7	98701-05012-00	SCREW, flat head	3	3	
8	4U8-85720-00-00	OIL LEVEL GAUGE ASS'Y	1	1	
9	97321-06020-00	BOLT	2	2	
10	92990-06100-00	WASHER, spring (92903-06100)	2	2	
11	90201-061A5-00	WASHER, plate	2	2	
12	4U8-82566-00-00	SWITCH, side stand	1	1	
13	98706-05016-00	SCREW, flat head	2	2	
14	49A-82541-00-00	WIRE, lead	1	1	
15	41R-83350-71-00	FLASHER RELAY ASS'Y	1	1	
16	4L0-83371-30-00	HORN	1	1	
17	97306-08012-00	BOLT	1	1	
18	92906-08100-00	WASHER, spring	1	1	

FJ600L/LC-FJ600N/NC

IGNITION SYSTEM		Transistor Controlled
Ignition Timing	10° ± 1200 rpm	L/LC: Full Adv 35.5° N/NC: Full Adv 36° ± 8500 rpm
Spark Plug Type	NGK D8EA or ND X24ES-U	
Spark Plug Gap Torque Cap W	0.6 ~ 0.7mm 1.75 m·kg (13 ft·lb) 10KJ	
Ignition Coil Test Gap Primary W Secondary W	6mm 2.7U ± 10% 12KJ ± 20%	
Pulse Coil or Pickup Coil Color Code W	Org ~ Blk Gry ~ Blk 120U ± 10%	



49A110-4460

ELECTRICAL 2

Ref. No.	Part Number	Description	L LC	N NC	Remarks
19	33M-85752-00-00	SENDER UNIT ASS'Y, fuel meter	1	1	
20	5G3-85753-00-00	GASKET, sender unit	1	1	
21	90119-05071-00	BOLT, w/washer	4	4	
22	4X7-85110-00-00	FRONT REFLECTOR ASS'Y	2	2	
23	92903-05100-00	WASHER, spring (92902-05100)	2	2	
24	95301-05600-00	NUT (95302-05600)	2	2	
25	3Y6-85130-01-00	REAR REFLECTOR ASS'Y (3Y6-85130-00)	1	1	
26	92903-05100-00	WASHER, spring (92902-05100)	1	1	
27	95301-05600-00	NUT (95302-05600)	1	1	

FJ600L/LC • FJ600N/NC

CHARGING SYSTEM		AC Generator / Three Phase / Full Wave
Battery Model / Specific Gravity / Charge Rate		12N12A-4A (12V12A) / 1.280 / 1.2A
Maximum Output		14V17A @ 5000 rpm
Field Coil Color Code / Ω		Grn ~ Blk / 3.0Ω ± 10%
Stator Coil Color Code / Ω		Wht ~ Wht / 0.55Ω ± 10%
Charge Coil Color Code / Ω		•

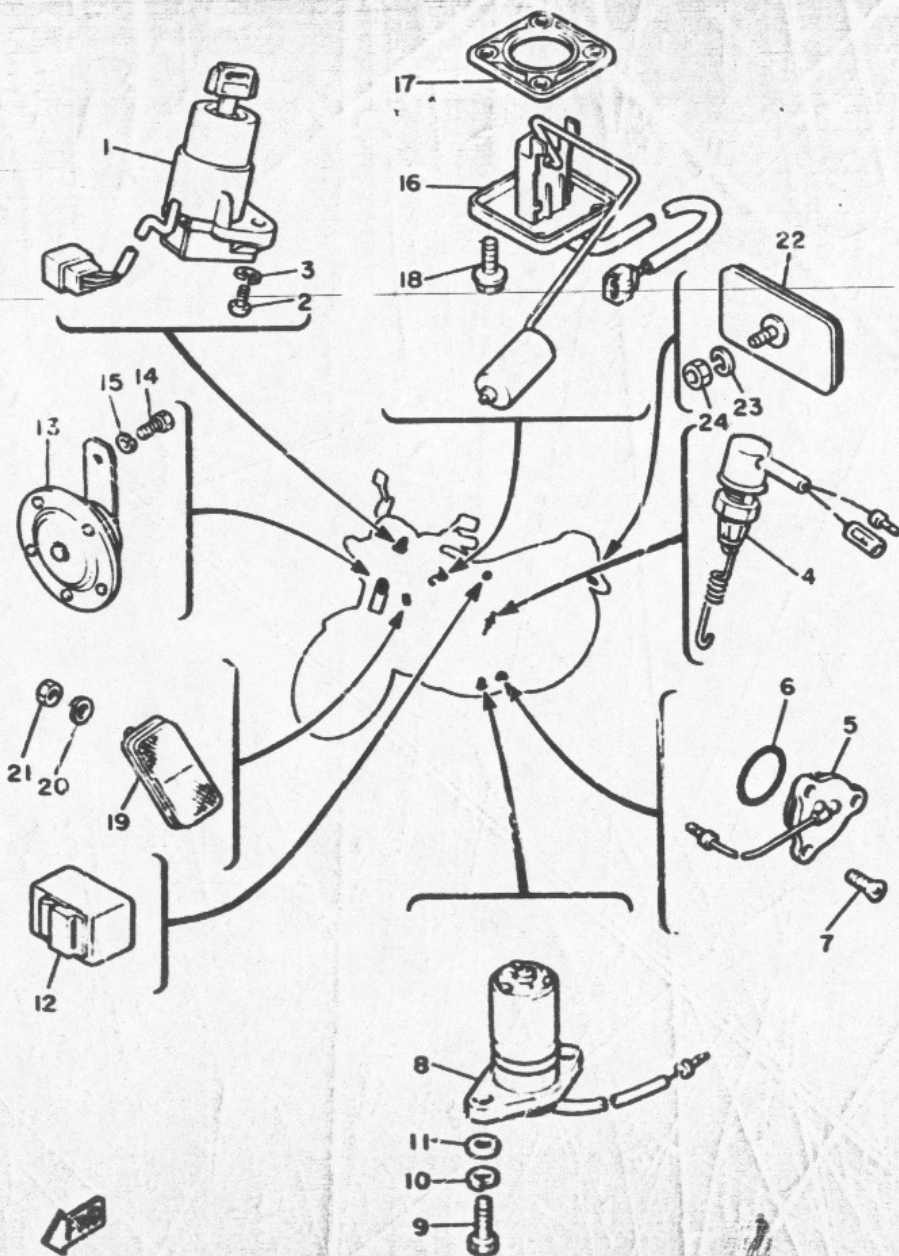
FJ600L/LC

IGNITION SYSTEM		Transistor Controlled Ignition
Ignition Timing		10° @ 1200 rpm Full Adv. 35.5° @ 6500 rpm
Spark Plug Type		NGK D8EA or ND X24ES-U
Spark Plug Gap / Torque / Cap Ω		0.6 ~ 0.7mm / 1.75 m·kg / 10KΩ
Point Gap / Condenser Capacitance		•
Ignition Coil Test Gap / Primary Ω / Secondary Ω		6mm / 2.7Ω ± 10% / 12KΩ ± 20%
Pulser Coil or Pickup Coil Color Code / Ω		Org ~ Blk, Gry ~ Blk / 120Ω ± 10%

FJ600N/NC

IGNITION SYSTEM		Transistor Controlled
Ignition Timing		10° @ 1200 rpm Full Adv. 36° @ 6500 rpm
Spark Plug Type		NGK D8EA or ND X24ES-U
Spark Plug Gap / Torque / Cap Ω		0.6 ~ 0.7mm / 1.75 m·kg (13 ft·lbs) / 10KΩ
Ignition Coil Test Gap / Primary Ω / Secondary Ω		6mm / 2.7Ω ± 10% / 12KΩ ± 20%
Pulser Coil or Pickup Coil Color Code / Ω		Org ~ Blk, Gry ~ Blk / 120Ω ± 10%

FIG. 46 ELECTRICAL 2

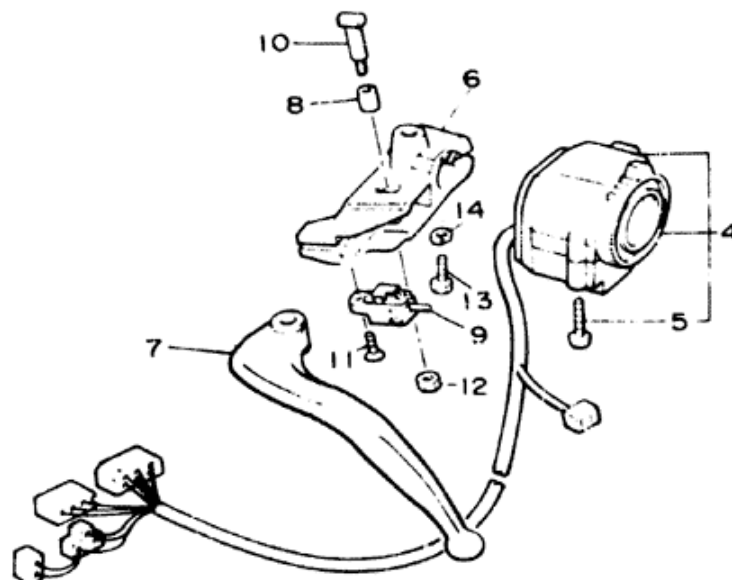
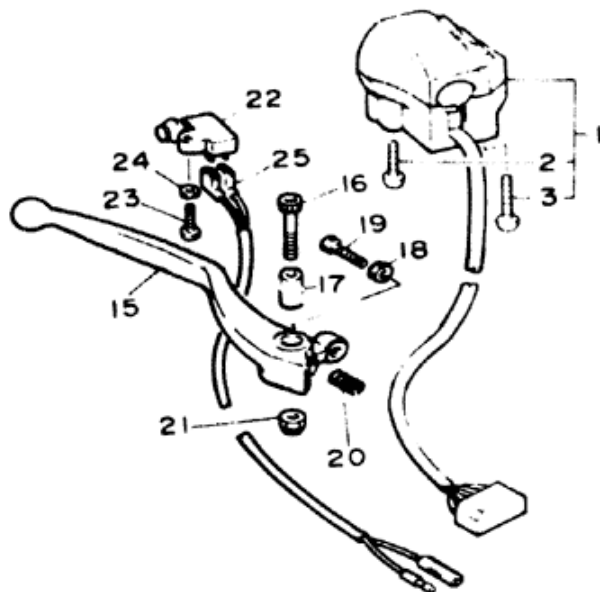


REF. NO.	PART NO.	DESCRIPTION	Q'TY	REMARKS
1	49F-82501-80	MAIN SWITCH STEERING LOCK	1	
2	97322-06016	BOLT	2	
3	52902-06600	WASHER	2	
4	331-82530-00	STOP SWITCH ASSY	1	
5	1L9-82540-00	NEUTRAL SWITCH ASSY	1	
6	93211-29196	O-RING	1	
7	98701-05012	SCREW, flat head	3	
8	4U8-85720-00	OIL LEVEL GAUGE ASSY	1	
9	97321-06020	BOLT	2	
10	92901-06100	WASHER, sPring	2	
11	90201-061A5	WASHER, flat	2	
12	41R-83350-71	FLASHER RELAY ASSY	1	
13	4L0-93371-30	HORN	1	
14	97306-05012	BOLT	1	
15	92906-08100	WASHER, sPring	1	
16	33M-85752-00	SENDER UNIT ASSY, fuel meter	1	
17	543-85753-00	GASKET, sender unit	1	
18	90119-05071	BOLT, with washer	1	
19	4X7-85110-00	FRONT REFLECTOR ASSY	2	
20	92902-05100	WASHER, sPring	2	
21	95302-05600	NUT	2	
22	3Y6-85130-00	REAR REFLECTOR ASSY	1	
23	92902-05100	WASHER, sPring	1	
24	95302-05600	NUT	1	



49F700-4460

HANDLE SWITCH - LEVER



Ref. No.	Part Number	Description	L LC	N NC	Remarks
1	31E-83975-01-00	SWITCH, handle 2 (31E-83975-00)	1	1	
2	98506-05035-00	SCREW, pan head	1	1	
3	98506-05040-00	SCREW, pan head	1	1	
4	31E-83973-10-00	SWITCH, handle 3 (left) (31E-83973-00)	1	1	
5	98506-05035-00	SCREW, pan head	2	2	
6	31A-82911-00-00	HOLDER, lever 1	1	1	
7	31A-83912-00-00	LEVER 1	1	1	
8	31A-83913-00-00	COLLAR, lever 1	1	1	
9	31A-82917-00-00	SWITCH	1	1	
10	31A-83945-00-00	BOLT, lever	1	1	
11	98702-03008-00	SCREW, flat head.	1	1	
12	95606-06100-00	NUT, U	1	1	
13	97306-06025-00	BOLT	1	1	
14	92906-06100-00	WASHER, spring	1	1	
15	36Y-83922-00-00	LEVER 2	1	1	
16	90110-06074-00	BOLT, hexagon socket head	1	1	
17	36Y-83913-00-00	COLLAR, lever 1	1	1	
18	90170-06010-00	NUT	1	1	
19	90149-06153-00	SCREW	1	1	
20	90501-10312-00	SPRING, compression	1	1	
21	95606-06100-00	NUT, U	1	1	
22	36Y-83980-00-00	FRONT STOP SWITCH ASS'Y.	1	1	
23	98511-04016-00	SCREW, pan head (L/LC)	1		
	98506-04018-00	SCREW, pan head (N/NC)		1	
24	92901-04600-00	WASHER, plate (L/LC)	1		
	92906-04600-00	WASHER, plate (N/NC)		1	
25	43A-82531-00-00	WIRE, lead	1	1	



49A110-4440

TOP END GASKET KIT

Ref. No.	Part Number	Description	L LC	N NC	Remarks
	49A-W0001-00-XX TOP END GASKET KIT				
	49A-11181-00-00	GASKET, cyl. head	1	1	
	4G0-11193-00-00	GASKET, head cover	1	1	
	90430-06014-00	GASKET, holder. . . .	1	1	
	93210-03442-00	O-RING, cylinder. . .	4	4	
	90430-14131-00	GASKET, cyl. dowel	2	2	
	49A-11351-00-00	GASKET, cylinder	1	1	
	5H0-12119-00-00	SEAL, valve stem (4G0-12119-00)	8	8	
	93210-06632-00	O-RING, tensioner case (93210-06001)	1	1	
	4G0-12213-00-00	GASKET, tensioner case.	1	1	
	49A-13556-00-00	GASKET, manifold	4	4	
	4H7-14613-00-00	GASKET, exhaust	4	4	
	93210-18322-00	O-RING, cyl. stud	2	2	

SERVICE DATA

MOTORCYCLE	DATE 3 16 84	PL M84-015
------------	--------------	------------

FJ600L/LC 1984 SERVICE DATA

MODEL - IBM I.D. NUMBER	FJ600L - 49A	FJ600LC - 51K
Initial Engine Number	Frame Number	See Page 2
Fuel Type	Total Fuel Tank Capacity	Reserve Cap.

ENGINE TYPE	4-Stroke, DOHC, Parallel Four	
Bore - Stroke	Number Cylinders	Displacement
58.5mm	58.7mm	4 - 599cc
Compression Ratio	Compression Pressure Min-Max	
10.0:1	10.0 ~ 11.5 kg/cm ²	
Piston Skirt Clearance New - Max		
0.025 ~ 0.045mm	0.10mm	
Ring End Gap Top 2nd 3rd		
0.15 ~ 0.30mm	0.15 ~ 0.30mm	0.20 ~ 0.70mm
Valve Clearance (Cold) Intake Exhaust		
0.11 ~ 0.15mm	0.16 ~ 0.20mm	
Oiling System	Wet Sump	
Capacity Dry	3000cc	
Oil and Filter Change	2600cc	
Oil Change Only	2300cc	
Lubricant Temp Above 5°C (40°F)	Yamalube 4* or SAE 20W40 SE or SF	
Temp Below 15°C (60°F)	SAE 10W30 SE or SF	
Cooling System Capacity	Air	
Coolant Type - Mixing Ratio		

AFTERSHOCKS - Min Stroke - Color Code	
Minimum Output at 200 Cycles	
Maximum Output at 200 Cycles	

CARBURETOR - Manufacturer / Type / I.D. Number	Mikuni BS32 L 49A-01 LC 51K-01
Main Jet Pilot Jet	Cyl #1 & 2 105 Cyl #3 & 4 102.5
Needle Jet Jet Needle-Clip Position	N-8 Cyl #1 3 & 4 4CP4 Cyl #2 4CP6
Slide Cutaway	
Float Level Fuel Level	17.5 ± 1.0mm 3.0 ± 1.0mm
Idle rpm	1200 rpm
Max CO ₂ Max HC ₂ Set CO	7.0% 500 ppm 3.0%

SUSPENSION	
Front Inner Tube Diameter	36mm
Oil Type Level Qty	10 Wt Fork Oil* 157mm 269cc
Gas Pressure Min - Max Standard	
Spring Length Standard	515.5mm
Rear Gas Pressure Min - Max Standard	
Minimum Brake Lining Thickness Front Rear	0.5mm 0.5mm
Tire Size (Nominal Pressure) Front Rear	90 90H18 (1.75 kg/cm ²) 110 90H18 (2.0 kg/cm ²)

TRANSMISSION - Oil Type / Qty Change / Qty Dry	See ENGINE Above
Secondary Drive Type Teeth Chain	Chain 45-16 50HDL2-106L
Middle Gear Case Capacity	
Final Gear Case Capacity	
Gear Case Lubricant	

MOTORCYCLE	DATE 3 16 84	PL M84-015
------------	--------------	------------

CHARGING SYSTEM	AC Generator Three Phase Full Wave
Battery Model Specific Gravity Charge Rate	12N12A-4A (12V12A) 1.280 1.2A
Maximum Output	14V17A @ 5000 rpm
Field Coil Color Code	Grn - Brn 3.0Ω ± 10%
Stator Coil Color Code	Whi - Whi 0.55Ω ± 10%
Charge Coil Color Code	

IGNITION SYSTEM	Transistor Controlled Ignition
Ignition Timing	10° ± 1200 rpm Full Adv 35.5° ± 8500 rpm
Spark Plug Type	NGK D8EA or ND X24ES-U
Spark Plug Gap Torque Cap	0.6 - 0.7mm 1.75 m·kg 10KΩ
Point Gap Condenser Capacitance	
Ignition Coil Test Gap Primary Secondary	6mm 2.7Ω ± 10% 12KΩ ± 20%
Pulser Coil or Pickup Coil Color Code	Org - Blk, Gry - Blk 120Ω ± 10%
Source Coil Color Code	

LIGHTING SYSTEM	
Headlight Taillight Signal Rating	12V60-55W 12V27-8W 12V27W
Lighting Coil Color Code	

TORQUE VALUES	
Front Axle Nut	M14 11.0 m·kg
Front Axle Holder Nut	
Rear Axle Nut	M14 11.0 m·kg
Rear Axle Pinch Bolt	
Clutch Nut	M20 7.0 m·kg
Drain Plug	M14 4.3 m·kg
Flywheel Nut	
Cylinder Head Cover	M6 1.0 m·kg
Cylinder Head	M8 2.2 m·kg
Engine Mounting Bolt Front Upper	M10 4.2 m·kg
Front Lower	M10 4.2 m·kg
Front Bracket	M10 3.2 m·kg
Rear Lower	M12 9.0 m·kg

Initial Engine Number	Frame Number	FJ600L 49A-000101 JYA49A001 1EA000101
		FJ600LC 51K-000101 JYA51K001 1EA000101

* = Does Not Apply to This Model
NA = Information Not Available

* = Available from YPDI
* = For Diagnostic Use Only

SERVICE LITERATURE

PUBLICATION	PART NUMBER	REMARKS
Owner's Manual	LIT-11626-04-FJ	
Service Manual	LIT-11616-04-05	
Assembly Manual	LIT-11666-04-05	
Consumer Info	LIT-11656-04-07	Supp to XS XJ XV XZ RD Basic Assembly Manual (03-85)

MOTORCYCLE	DATE 3 16 84	PL M84-015
------------	--------------	------------

PAGE 1 OF 2

MOTORCYCLE	DATE 3 16 84	PL M84-015
------------	--------------	------------

PAGE 2 OF 2

J-1

FJ600N/NC

1985 SERVICE DATA

MODEL - IBM I.D. NUMBER	FJ600N - 49A	FJ600NC - 51K
Initial Engine Number / Frame Number	See Page 2	
Fuel Type / Total Fuel Tank Capacity / Reserve Cap.	Regular 19.0 Ltr (5.0 gal) (NC500cc less) 2.5 Ltr (0.6 gal)	

ENGINE TYPE	4-Stroke, DOHC, Parallel Four
Bore / Stroke / Number Cylinders / Displacement	58.5mm / 55.7mm / 4 / 599cc
Compression Ratio / Compression Pressure Min ~ Max	10.0:1 / 10.0 ~ 11.5 kg/cm ² (142 ~ 163 psi)
Piston Skirt Clearance New / Max	0.025 ~ 0.045mm / 0.10mm
Ring End Gap Top / 2nd / 3rd	0.15 ~ 0.30mm / 0.15 ~ 0.30mm / 0.20 ~ 0.70mm
Valve Clearance (Cold) Intake / Exhaust	0.11 ~ 0.15mm / 0.16 ~ 0.20mm
Oiling System	Wet Sump
Capacity Dry	3000cc (3.2 qts)
Oil & Filter Change / Oil Change Only	2600cc (2.7 qts) / 2300cc (2.4 qts)
Oil Filter Part Number	1L9-13440-91-00
Lubricant Temp Above 5°C (40°F)	Yamalube 4" or SAE 20W40 SE or SF
Temp Below 15°C (60°F)	SAE 10W30 SE or SF
Cooling System / Capacity / Cap Opening Pressure	Air / 1.2
Coolant Type / Mixing Ratio	• / •

AFTERSHOCK - Min Stroke / Color Code	•
Minimum Output @ 200 Cycles	•
Maximum Output @ 200 Cycles	•

CARBURETOR - Manufacturer / Type / I.D. Number	Mikuni BS32 N 49A-01 NC 51K-01
Main Jet / Pilot Jet / Pilot Screw (Turns Out)	Cyl #1 & 2 105 Cyl #3 & 4 102.5 3 1/4
Needle Jet / Jet Needle-Clip Position	N.8 Cyl #1 3 & 4 4CP4 Cyl #2 4CP5
Slide Cutaway	•
Float Level / Fuel Level	17.5 ± 1.0mm / 3.0 ± 1.0mm
Idle rpm	1200 rpm
Max CO ₂ / Max HC ₂ / Set CO	7.0% / 500 ppm / 3.0%

SUSPENSION	
Front Oil Type / Level / Qty	10 wt Fork Oil / 157mm / 269cc
Gas Pressure Min / Max / Standard	0 ~ 0.8 kg/cm ² (0 ~ 11 psi) / 0.4 kg/cm ² (5.7 psi)
Spring Length Standard	472mm
Rear Gas Pressure Min / Max / Standard	• / • / •
Minimum Brake Lining Thickness Front / Rear	0.5mm / 0.5mm
Tire Size / Nominal Pressure Front	90 90H18 1.75 kg/cm ² (25 psi)
Rear	120 80H18 2.0 kg/cm ² (28.4 psi)

TRANSMISSION - Oil Type / Oil Change / Oil Dry	See ENGINE Above
Secondary Drive Type / Teeth / Chain	Chain 45-16 50HDL2-106L
Middle Gear Case Capacity	•
Final Gear Case Capacity	•
Gear Case Lubricant	•

SERVICE LIFE	14 Mile	14 Mile	14 Mile	14 Mile	14 Mile
14 Mile	14 Mile	14 Mile	14 Mile	14 Mile	14 Mile

SERVICE DATA

CHARGING SYSTEM	AC Generator Three Phase Full Wave
Battery Model / Specific Gravity / Charge Rate	12N12A-4A (12V12A) 1280 12A
Maximum Output	14V17A @ 5000 rpm
Field Coil Color Code	Grn ~ Brn 3.0Ω ± 10%
Stator Coil Color Code	Whi ~ Whi 0.55Ω ± 10%
Charge Coil Color Code	•

IGNITION SYSTEM	Transistor Controlled
Ignition Timing	10° @ 1200 rpm Full Adv 36° @ 5500 rpm
Spark Plug Type	NGK D6EA or ND X24ES-U
Spark Plug Gap / Torque / Cap	0.6 ~ 0.7mm 1.75 m·kg (13 ft·lb) 10Kil
Ignition Coil Test Gap / Primary / Secondary	6mm 2.7Ω ± 10% 12Kil ± 20%
Pulser Coil or Pickup Coil Color Code	Org ~ Blk Grn ~ Blk 120Kil ± 10%
Source Coil Color Code	•

LIGHTING SYSTEM	
Headlight / Taillight / Signal Rating	12V60-55W 12V27-8W 12V27W
Lighting Coil Color Code	•

TORQUE VALUES	
Front Axle Nut	M14 11.0 m·kg (79.5 ft·lb)
Front Axle Holder Nut	•
Rear Axle Nut	M14 11.0 m·kg (79.5 ft·lb)
Rear Axle Pinch Bolt	•
Clutch Nut	M20 7.0 m·kg (50.6 ft·lb)
Drain Plug	M14 4.3 m·kg (31.1 ft·lb)
Flywheel Nut	•
Cylinder Head Cover	M6 1.0 m·kg (7.23 ft·lb)
Cylinder Head	M8 2.2 m·kg (15.9 ft·lb)
Engine Mounting Bolts / Front Upper	M10 4.2 m·kg (30.4 ft·lb)
Front Lower	M10 4.2 m·kg
Front / Jacket	M10 3.2 m·kg (23.4 ft·lb)
Rear Lower	M12 9.0 m·kg (65.1 ft·lb)

Initial Engine Number / Frame Number	FJ600N 49A-007101 JYA49A00L JFA007101
	FJ600NC 51K-001101 JYA51K00L JFA001101

• = Does Not Apply to This Model
NA = Information Not Available

* = Available from YPDI
• = For Diagnostic Use Only

SERVICE LITERATURE

PUBLICATION	PART NUMBER	REMARKS
Owner's Manual	LIT-11626-04-52	
Service Manual	LIT-11616-04-52	
Assembly Manual	LIT-11666-04-05	
Consumer Info	LIT-11656-04-05	Supp. to XS XJ XV XZ RD Basic Assembly Manual (03-85)