




YAMAHA

PARTS CATALOGUE MODEL YEAR 1992 XJ600SD (4DU1) XJ600SPC (4DU2)

PUBLICATION	PART NUMBER	REMARKS
OWNER'S MANUAL	LIT-11626-08-22	
ASSEMBLY MANUAL	LIT-11666-08-22	
SERVICE MANUAL	LIT-11616-08-22	

Initial Serial No.

4DU1	(A) Frame Serial No.	4DU-000101 and following
	(B) Engine Serial No.	4DU-000101 and following
4DU2	(A) Frame Serial No.	4DU-013101 and following
	(B) Engine Serial No.	4DU-013101 and following



YAMAHA

PARTS CATALOGUE

MODEL YEAR 1993

XJ600SE (4DU4)

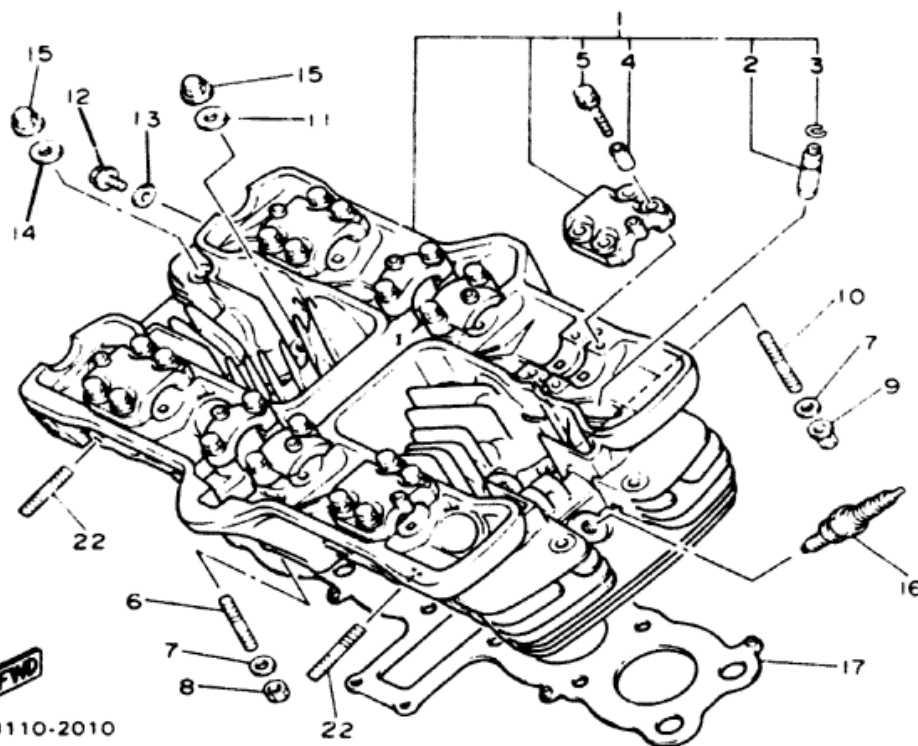
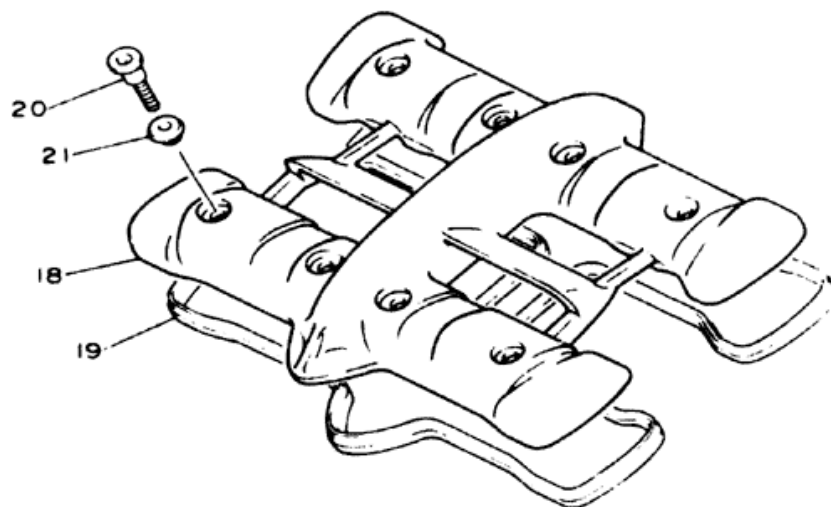
XJ600SEC (4DU5)

Initial Serial No.

4DU4	A	Frame Serial No.	4DU-015101 and following
	B	Engine Serial No.	4DU-015101 and following
4DU5	A	Frame Serial No.	4DU-026101 and following
	B	Engine Serial No.	4DU-026101 and following

CONTENTS

AIR FILTER	B-2,3
CABLE	E-8
CAMSHAFT	A-9
CARBURETOR	B-4-6
CHAIN	A-9
CLUTCH	C-5,6
COWLING 1	F-2,3
CRANKCASE	B-8-10
CRANKCASE COVER	B-11,12
CRANKSHAFT	A-7,8
CYLINDER	A-6
CYLINDER HEAD	A-5
ELECTRICAL 1	G-5
ELECTRICAL 2	G-6
EXHAUST	B-7
FENDER	D-2,3
FOOTREST	E-10,11
FRAME	D-1
FRONT BRAKE CALIPER	E-4
FRONT FORK	D-7,8
FRONT MASTER CYLINDER	E-9
FRONT WHEEL	E-3
FUEL TANK	D-10-E-1
GENERATOR	C-1
GOVERNOR	C-2
HANDLEBAR	E-8
HANDLE SWITCH	G-7
HEADLIGHT	G-2
LEVER	G-7
METER	G-1
OIL CLEANER	B-1
OIL PUMP	A-12
PICK UP COIL	C-2
PISTON	A-7,8
REAR BRAKE CALIPER	E-7
REAR MASTER CYLINDER	E-12, F-1
REAR SHOCKS	D-6
REAR WHEEL	E-5,6
SEAT	E-2
SERVICE DATA	J-ROW
SHIFT CAM	C-9
SHIFT FORK	C-9
SHIFT SHAFT	C-10
SIDE COVER	D-4
STAND	E-10,11
STARTER CLUTCH	C-3
STARTING MOTOR	C-4
STEERING	D-9
SWING ARM	D-5
TAILLIGHT	G-3
TECHNICAL BULLETINS	K-ROW
TRANSMISSION	C-7,8
TURN SIGNAL	G-4
VALVE	A-10,11



4DU110-2010

CYLINDER HEAD

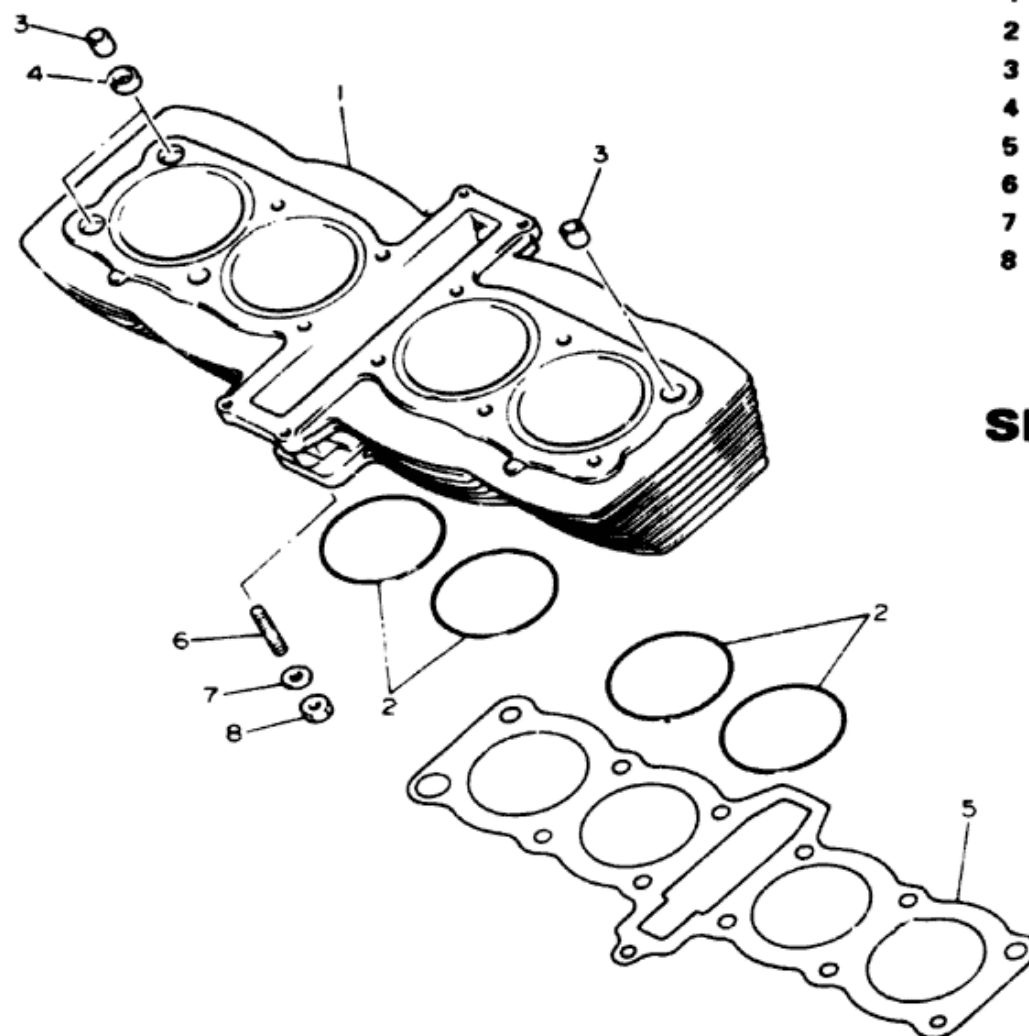
Ref. No.	Part Number	Description	SD	SDC	Remarks
1	4BR-11101-00-00	CYLINDER HEAD ASSY	1	1	
2	4BR-1113S-10-00	. GUIDE, INTAKE VALVE	8	8	
3	93440-09141-00	. CIRCLIP	8	8	
4	92510-08018-00	. PIN, DOWEL	12	12	
5	90105-08153-00	. BOLT, WASHER BASED	24	24	
6	95612-08618-00	BOLT, STUD	2	2	
7	92901-08600-00	WASHER, PLATE	4	4	
8	95311-08600-00	NUT	2	2	
9	90179-08499-00	NUT	2	2	
10	95612-08625-00	BOLT, STUD (95611-08325-00)	2	2	
11	90201-084G1-00	WASHER, PLATE	10	10	
12	901F3-08046-00	SCREW, HEXAGON (90153-08029-00)	1	1	
13	90430-08014-00	GASKET	1	1	
14	90201-080L7-00	WASHER, PLATE	2	2	
15	90176-08026-00	NUT, CROWN	12	12	
16	NGK-CR8E0-00-00	PLUG, SPARK	4	4	
17	4BR-11181-00-00	GASKET, CYLINDER HEAD 1	1	1	
18	4DU-11191-00-00	COVER, CYLINDER HEAD 1	1	1	
19	4BR-11193-00-00	GASKET, HEAD COVER 1 ...	1	1	
20	90109-086F0-00	BOLT	8	8	
21	4BR-1111G-00-00	RUBBER, MOUNT 1	8	8	
22	90116-08360-00	BOLT, STUD	8	8	

SEE SERVICE DATA, GRID J-ROW

CYLINDER

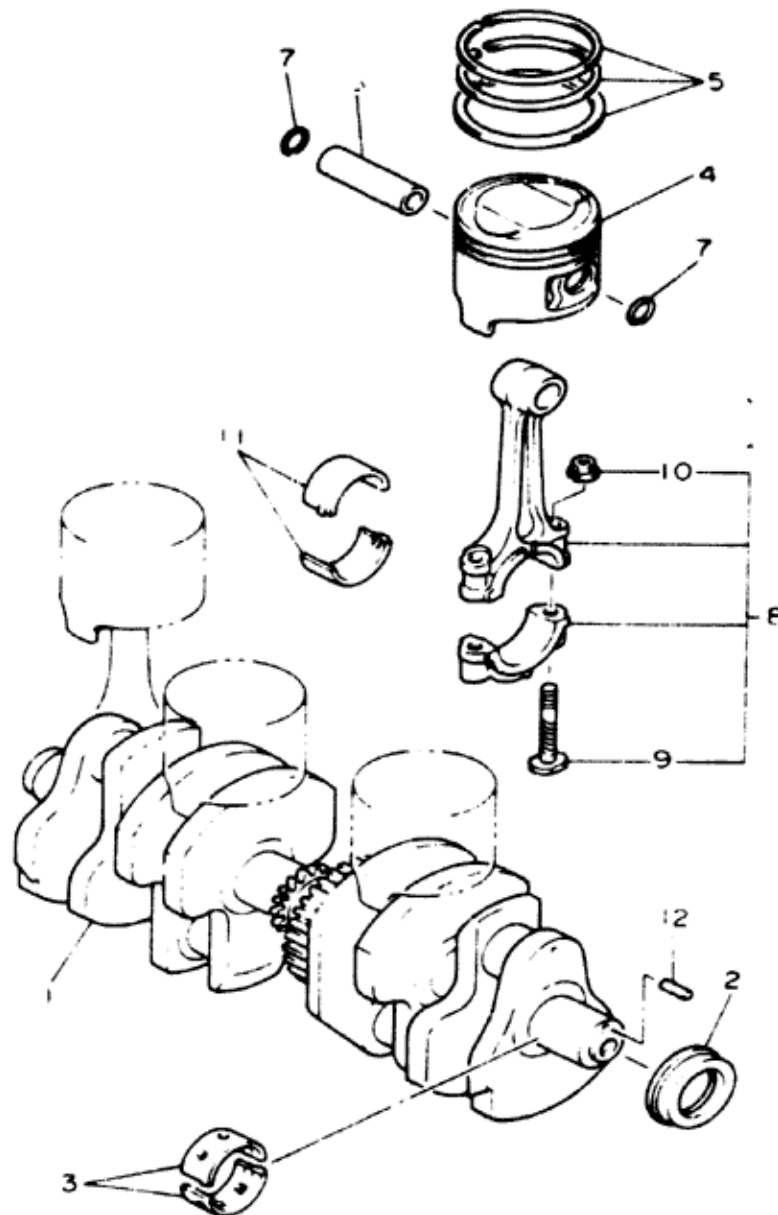
Ref. No.	Part Number	Description	SD	SDC	Remarks
1	4BR-11310-00-00	CYLINDER.....	1	1	
2	93210-62323-00	O-RING (93210-63442-00)	4	4	
3	99530-14016-00	PIN, DOWEL	4	4	
4	90430-14131-00	GASKET	2	2	
5	4BR-11351-01-00	GASKET, CYLINDER.....	1	1	
6	95111-08330-00	BOLT, STUD	1	1	
7	90201-084G3-00	WASHER, PLATE	1	1	
8	95333-08600-00	NUT	1	1	

SEE SERVICE DATA, GRID J-ROW



4BP010-1020

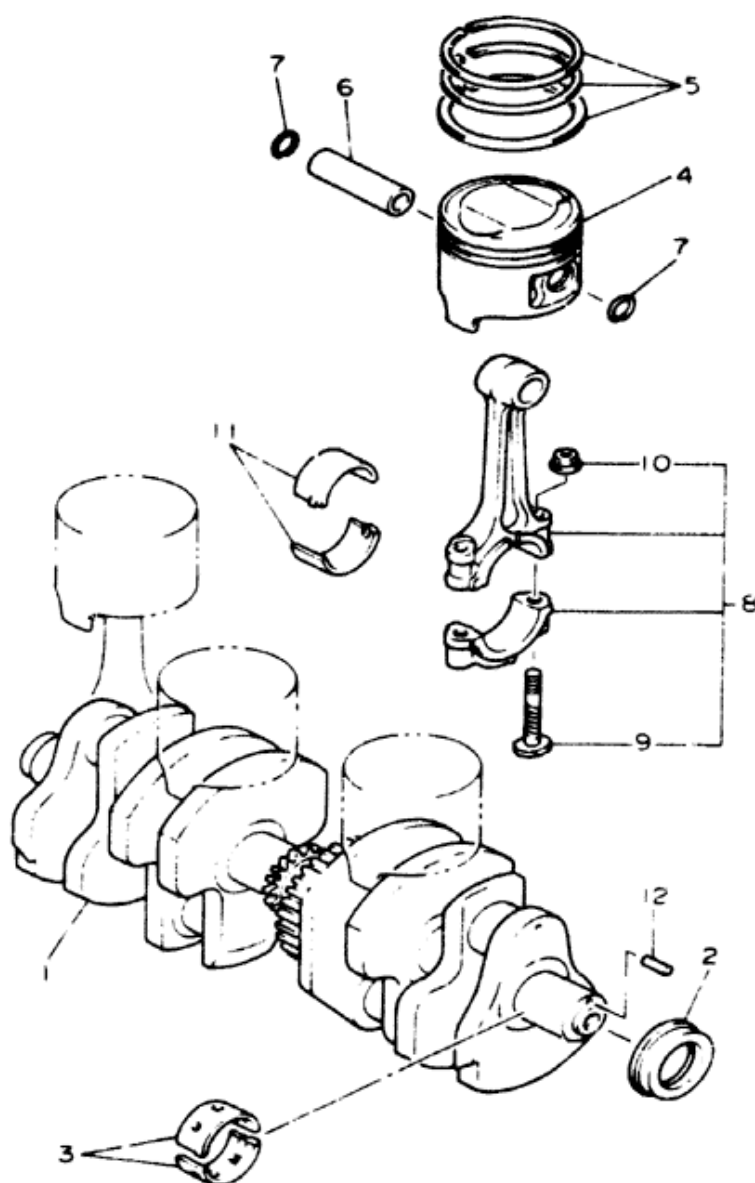
CRANKSHAFT - PISTON



Ref. No.	Part Number	Description	SD	SDC	Remarks
1	4BR-11411-00-00	CRANKSHAFT	1	1	
2	93101-32144-00	OIL SEAL	1	1	
3	4BR-11416-00-00	PLANE BEARING, CRANKSHAFT 1	10	10	UR BLUE
	4BR-11416-10-00	PLANE BEARING, CRANKSHAFT 1	10	10	UR BLACK
	4BR-11416-20-00	PLANE BEARING, CRANKSHAFT 1	10	10	UR BROWN
	4BR-11416-30-00	PLANE BEARING, CRANKSHAFT 1	10	10	UR GREEN
	4BR-11416-40-00	PLANE BEARING, CRANKSHAFT 1	10	10	UR YELLOW
4	4BR-11631-00-A0	PISTON (STD)	4	4	
	4BR-11636-00-00	PISTON (0.50MM O/S)	4	4	AP
	4BR-11638-00-00	PISTON (1.00MM O/S)	4	4	AP
5	4BR-11610-00-00	PISTON RING SET (STD)	4	4	
	4BR-11610-20-00	PISTON RING SET (0.50MM O/S)	4	4	AP
	4BR-11610-40-00	PISTON RING SET (1.00MM O/S)	4	4	AP

SEE SERVICE DATA, GRID J-ROW





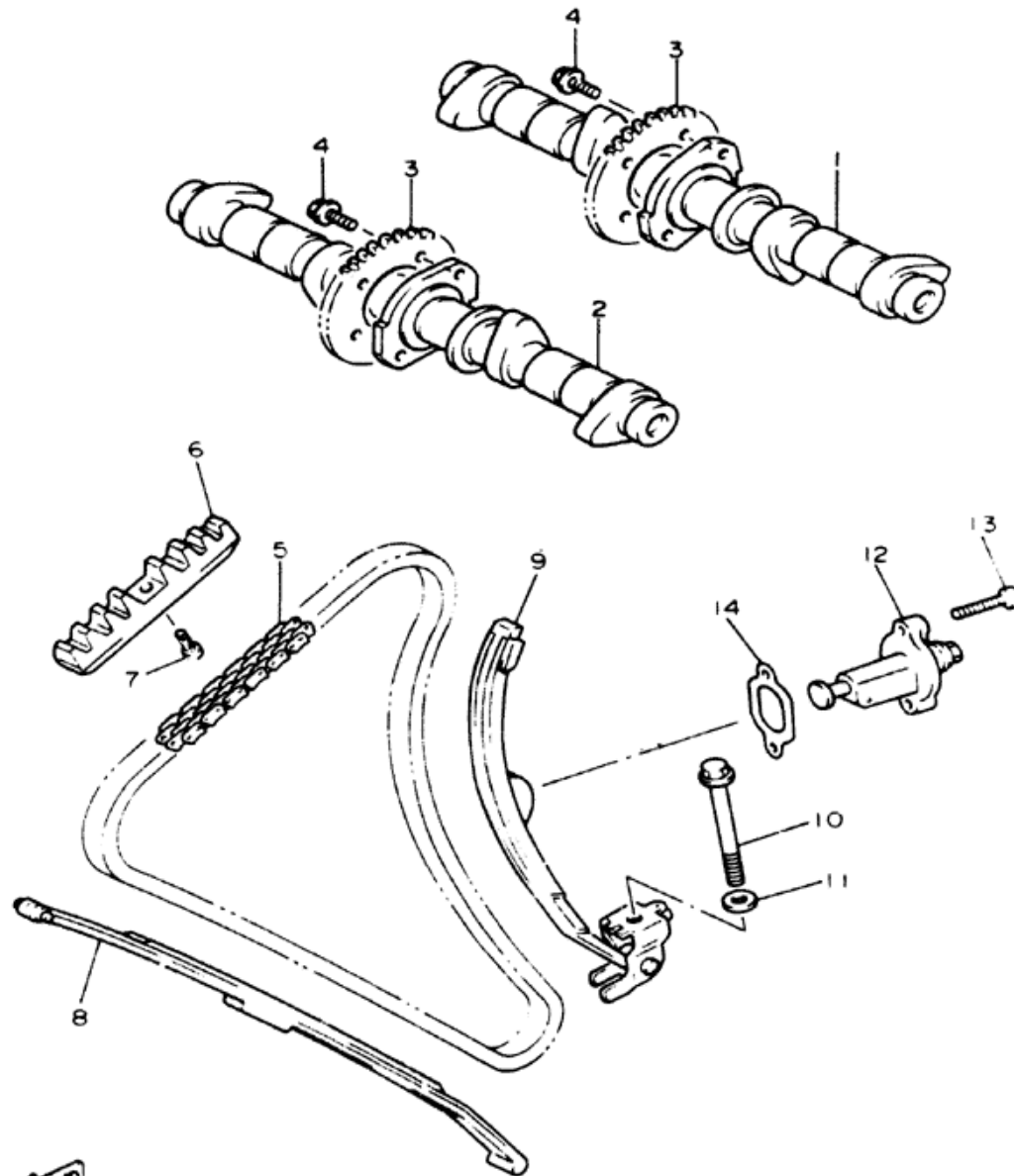
CRANKSHAFT - PISTON

Ref. No.	Part Number	Description	SD	SDC	Remarks
6	49A-11633-00-00	PIN, PISTON	4	4	
7	93450-16068-00	CIRCLIP	8	8	
8	4BR-11650-00-00	CONNECTING ROD ASSY ...	4	4	
9	4H7-11654-00-00	. BOLT, CONNECTING ROD 2	2	2	
10	90179-07307-00	. NUT	2	2	
11	49A-11656-00-00	PLANE BEARING, CONNECTING ROD	8	8	UR BLUE
	49A-11656-10-00	PLANE BEARING, CONNECTING ROD	8	8	UR BLACK
	49A-11656-20-00	PLANE BEARING, CONNECTING ROD	8	8	UR BROWN
	49A-11656-30-00	PLANE BEARING, CONNECTING ROD	8	8	UR GREEN
12	93604-10011-00	PIN, DOWEL	1	1	

SEE SERVICE DATA, GRID J-ROW



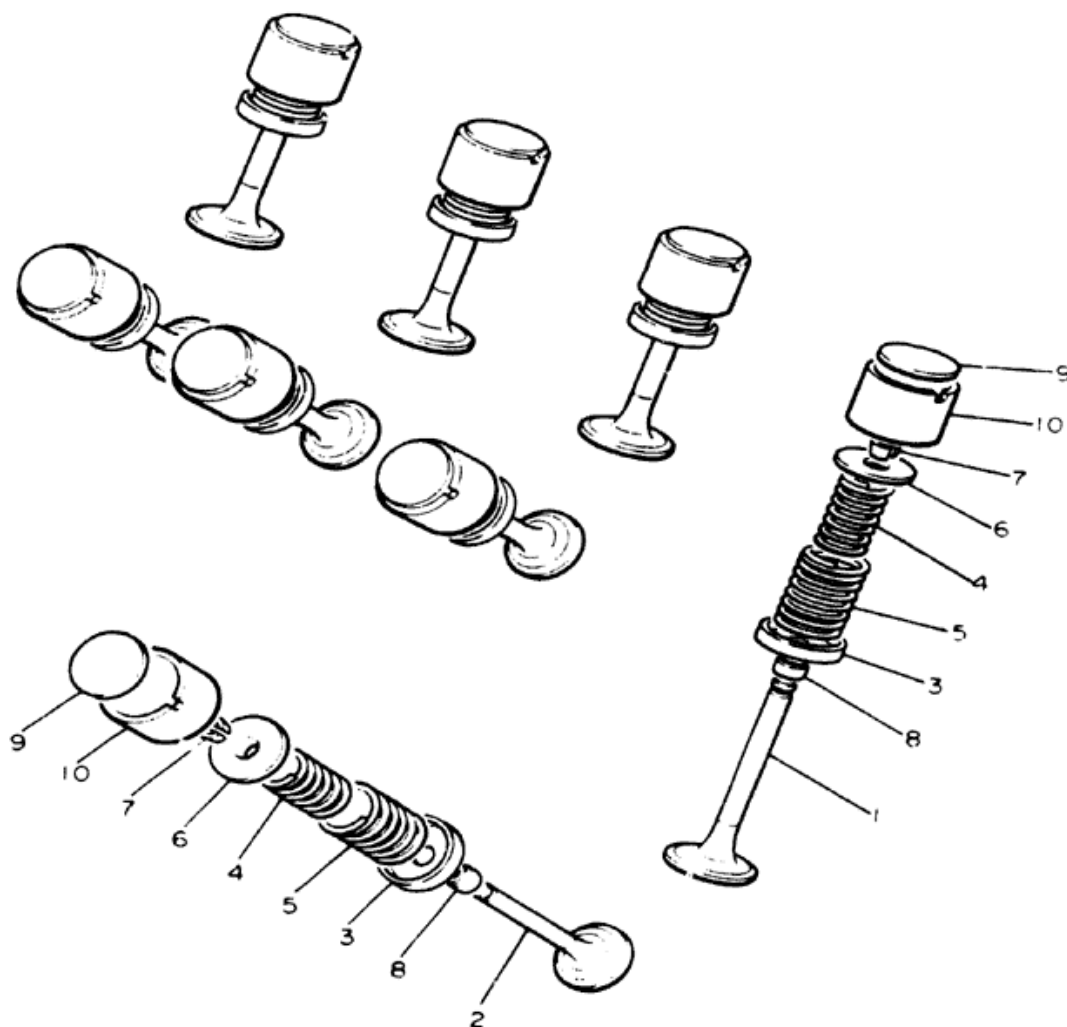
CAMSHAFT - CHAIN



Ref. No.	Part Number	Description	SD	SDC	Remarks
1	4BR-12171-00-00	CAMSHAFT 1	1	1	
2	4BR-12181-00-00	CAMSHAFT 2	1	1	
3	4BR-12176-00-00	SPROCKET, CAM CHAIN	2	2	
4	90105-07342-00	BOLT, WASHER BASED	4	4	
5	94890-04144-00	CHAIN	1	1	
6	4BR-12241-00-00	GUIDE, STOPPER 2	1	1	
7	98903-06010-00	SCREW, BIND	1	1	
8	4BR-12251-00-00	DAMPER, CHAIN 1	1	1	
9	4BR-12252-00-00	DAMPER, CHAIN 2	1	1	
10	95811-08075-00	BOLT, FLANGE	1	1	
11	90201-080L8-00	WASHER, PLATE	1	1	
12	4BR-12210-00-00	TENSIONER ASSY, CAM CHAIN	1	1	
13	91311-06025-00	BOLT	2	2	
14	4BR-12213-00-00	GASKET, TENSIONER CASE	1	1	



4BP010-1050



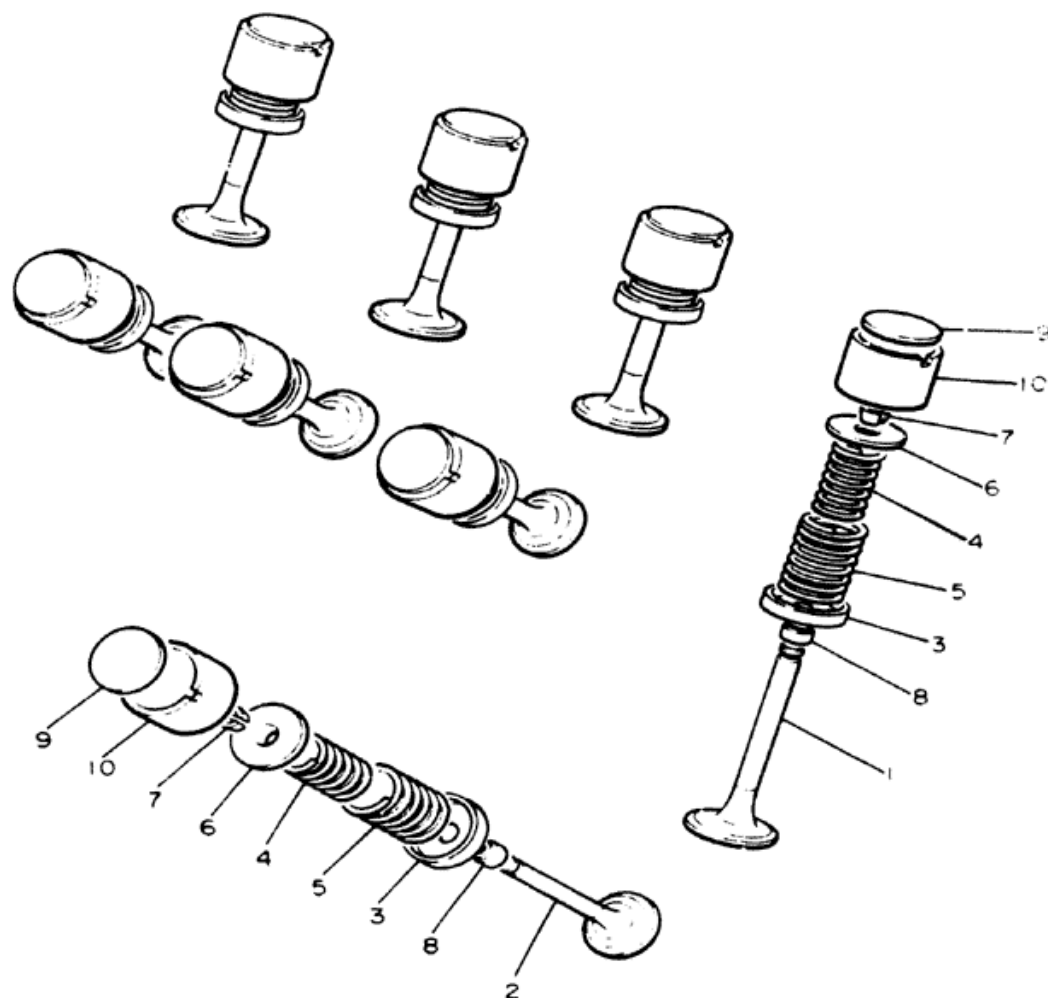
VALVE

Ref. No.	Part Number	Description	SD	SDC	Remarks
1	4BR-12111-00-00	VALVE, INTAKE	4	4	
2	4BR-12121-00-00	VALVE, EXHAUST	4	4	
3	4BR-12116-00-00	SEAT, VALVE SPRING	8	8	
4	4BR-12113-00-00	SPRING, VALVE INNER	8	8	
5	4BR-12114-00-00	SPRING, VALVE OUTER	8	8	
6	33M-12117-00-00	RETAINER, VALVE SPRING	8	8	
7	1AA-12118-00-00	COTTER, VALVE	16	16	
8	33M-12119-00-00	SEAL, VALVE STEM	8	8	
9	26H-12168-00-00	PAD, ADJUSTING (2.00)	8	8	UR
	26H-12168-20-00	PAD, ADJUSTING (2.05)	8	8	UR
	26H-12168-40-00	PAD, ADJUSTING (2.10)	8	8	UR
	26H-12168-60-00	PAD, ADJUSTING (2.15)	8	8	UR
	26H-12168-80-00	PAD, ADJUSTING (2.20)	8	8	UR
	26H-12168-A0-00	PAD, ADJUSTING (2.25)	8	8	UR
	26H-12168-F0-00	PAD, ADJUSTING (2.30)	8	8	UR
	26H-12168-H0-00	PAD, ADJUSTING (2.35)	8	8	UR
	26H-12168-K0-00	PAD, ADJUSTING (2.40)	8	8	UR

SEE SERVICE DATA, GRID J-ROW



4BPC10-1040



VALVE

Ref. No.	Part Number	Description	SD	SDC	Remarks
	26H-12168-M0-00	PAD, ADJUSTING (2.45)	8	8	UR
	26H-12168-R0-00	PAD, ADJUSTING (2.50)	8	8	UR
	26H-12168-U0-00	PAD, ADJUSTING (2.55)	8	8	UR
	26H-12168-W0-00	PAD, ADJUSTING (2.60)	8	8	UR
	26H-12168-Y0-00	PAD, ADJUSTING (2.65)	8	8	UR
	26H-12169-10-00	PAD, ADJUSTING (2.70)	8	8	UR
	26H-12169-30-00	PAD, ADJUSTING (2.75)	8	3	UR
	26H-12169-50-00	PAD, ADJUSTING (2.80)	8	8	UR
	26H-12169-70-00	PAD, ADJUSTING (2.85)	8	8	UR
	26H-12169-90-00	PAD, ADJUSTING (2.90)	8	8	UR
	26H-12169-E0-00	PAD, ADJUSTING (2.95)	8	8	UR
9	26H-12169-G0-00	PAD, ADJUSTING (3.00)	8	8	UR
	26H-12169-J0-00	PAD, ADJUSTING (3.05)	8	8	UR
	26H-12169-L0-00	PAD, ADJUSTING (3.10)	8	8	UR
	26H-12169-N0-00	PAD, ADJUSTING (3.15)	8	8	UR
	26H-12169-T0-00	PAD, ADJUSTING (3.20)	8	8	UR
10	26H-12153-00-Y0	LIFTER, VALVE	8	8	

SEE SERVICE DATA, GRID J-ROW

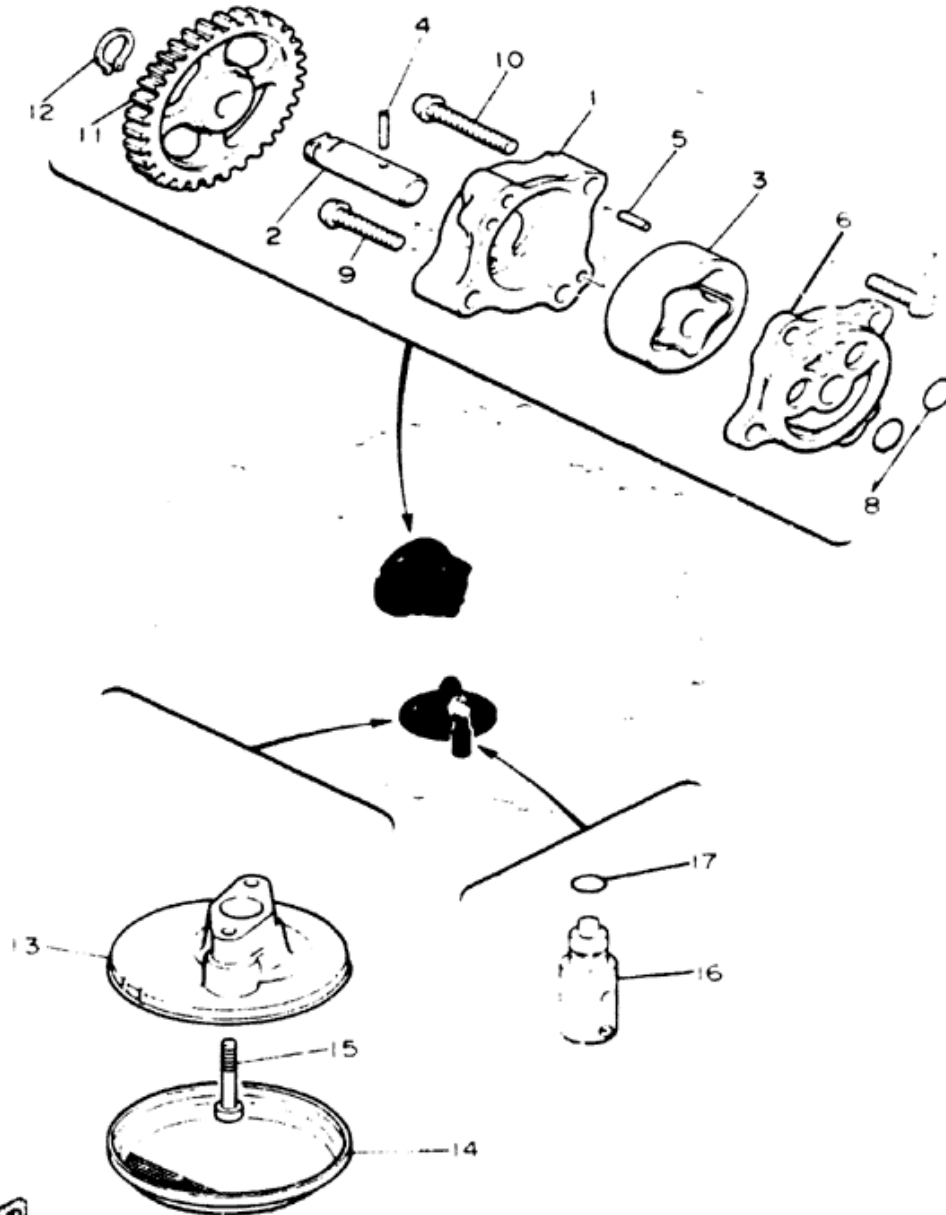


48P010-1040

OIL PUMP

Ref. No.	Part Number	Description	SD	SDC	Remarks
1	33M-13336-00-00	HOUSING, ROTOR	1	1	
2	33M-13314-00-00	SHAFT, PUMP	1	1	
3	4H7-13310-00-00	ROTOR ASSY 1	1	1	
4	93603-17070-00	PIN, DOWEL	1	1	
5	93603-07073-00	PIN, DOWEL	2	2	
6	4G0-13316-00-00	COVER, PUMP	1	1	
7	98502-06016-00	SCREW, PAN HEAD	1	1	
8	93210-13361-00	O-RING	2	2	
9	98501-06025-00	SCREW, PAN HEAD	1	1	
10	98501-06035-00	SCREW, PAN HEAD	2	2	
11	4G0-13325-01-00	GEAR, PUMP DRIVEN	1	1	
12	99009-11400-00	CIRCLIP	1	1	
13	4BR-13412-00-00	HOUSING, STRAINER	1	1	
14	4H7-13411-02-00	STRAINER, OIL	1	1	
15	90110-06138-00	BOLT, HEXAGON SOCKET HEAD	2	2	
16	11H-13490-00-00	RELIEF VALVE ASSY	1	1	
17	93210-10096-00	O-RING	1	1	

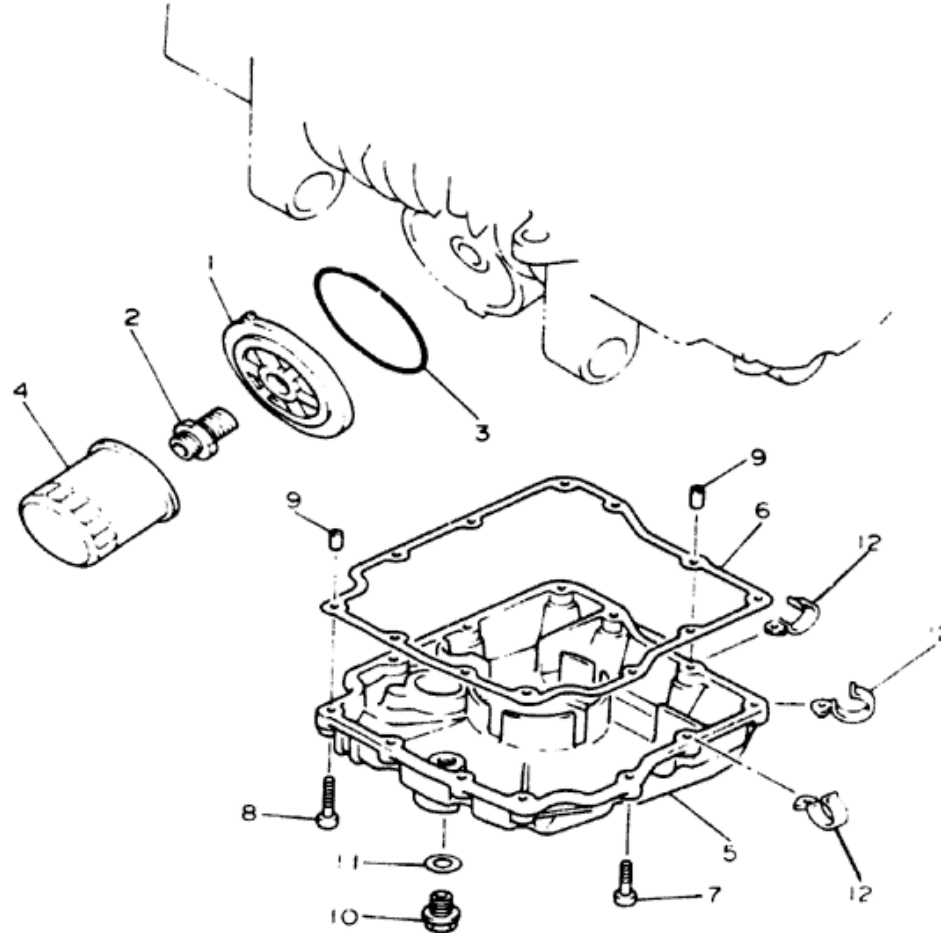
SEE SERVICE DATA, GRID J-ROW



FWD

4BP010-106C

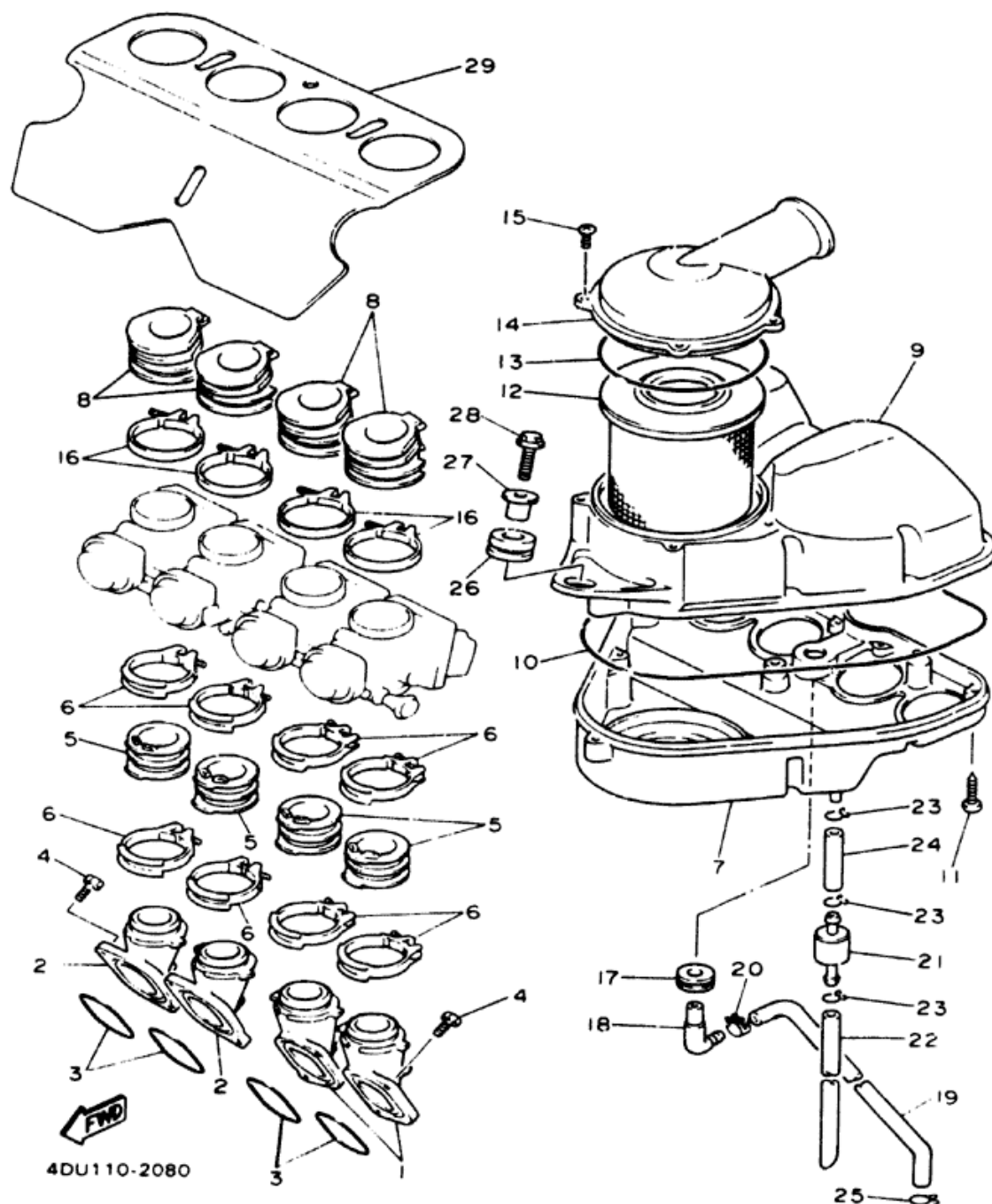
OIL CLEANER



Ref. No.	Part Number	Description	SD	SDC	Remarks
1	3TJ-13461-00-00	PLATE, ADAPTOR	1		1
2	90401-20145-00	BOLT, UNION	1		1
3	93210-87723-00	O-RING	1		1
4	3FV-13440-00-00	ELEMENT ASSY, OIL CLEANER	1		1
5	4BR-13417-00-00	COVER, STRAINER	1		1
6	4BR-13414-00-00	GASKET, STRAINER COVER	1		1
7	90110-06138-00	BOLT, HEXAGON SOCKET HEAD	10		10
8	91316-06040-00	BOLT	2		2
9	99510-08016-00	PIN, DOWEL	2		2
10	3VD-13455-00-00	PLUG	1		1
11	214-11198-01-00	GASKET	1		1
12	90462-08078-00	CLAMP	3		3



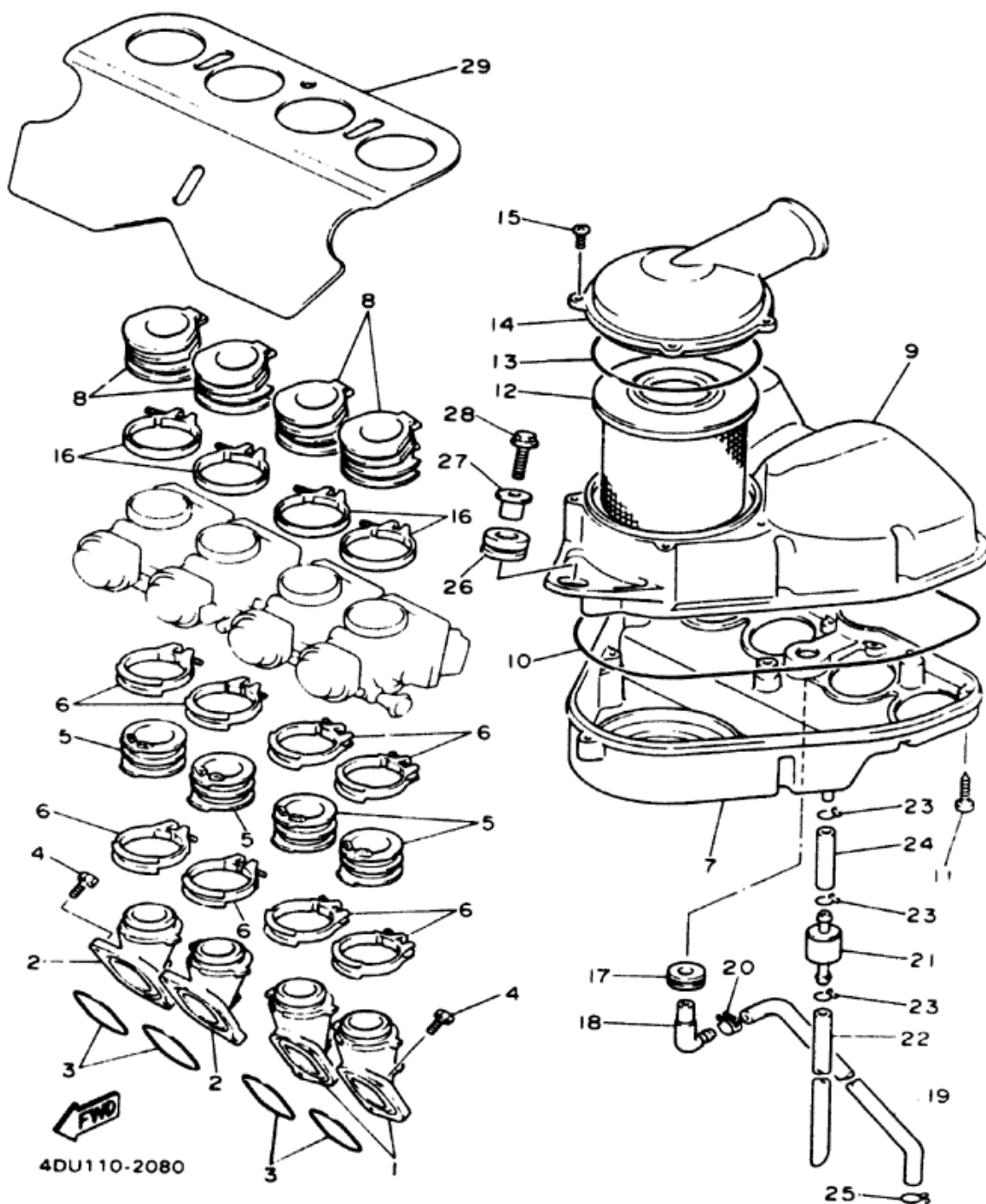
4BP010-1070



AIR FILTER

Ref. No.	Part Number	Description	SD	SDC	Remarks
1	4BR-13586-00-00	JOINT, CARBURETOR 1	2	2	
2	4BR-13586-00-00	JOINT, CARBURETOR 2	2	2	
3	93210-37532-00	O-RING	4	4	
4	91311-06020-00	BOLT	8	8	
5	4BR-13586-00-00	JOINT, CARBURETOR 4	4	4	
6	4BR-13575-00-00	BAND	8	8	
7	4BR-14411-00-00	CASE, AIR CLEANER 1	1	1	
8	4DU-14453-00-00	JOINT, AIR CLEANER 1	4	4	
9	4BR-14421-00-00	CASE, AIR CLEANER 2	1	1	
10	4BR-14452-00-00	SEAL	1	1	
11	97780-50130-00	SCREW, TAPPING	10	10	
12	4BR-14451-00-00	ELEMENT, AIR CLEANER	1	1	
13	5T0-14457-00-00	SEAL	1	1	
14	4BR-14412-00-00	CAP, CLEANER CASE 1	1	1	
15	97780-50130-00	SCREW, TAPPING	4	4	

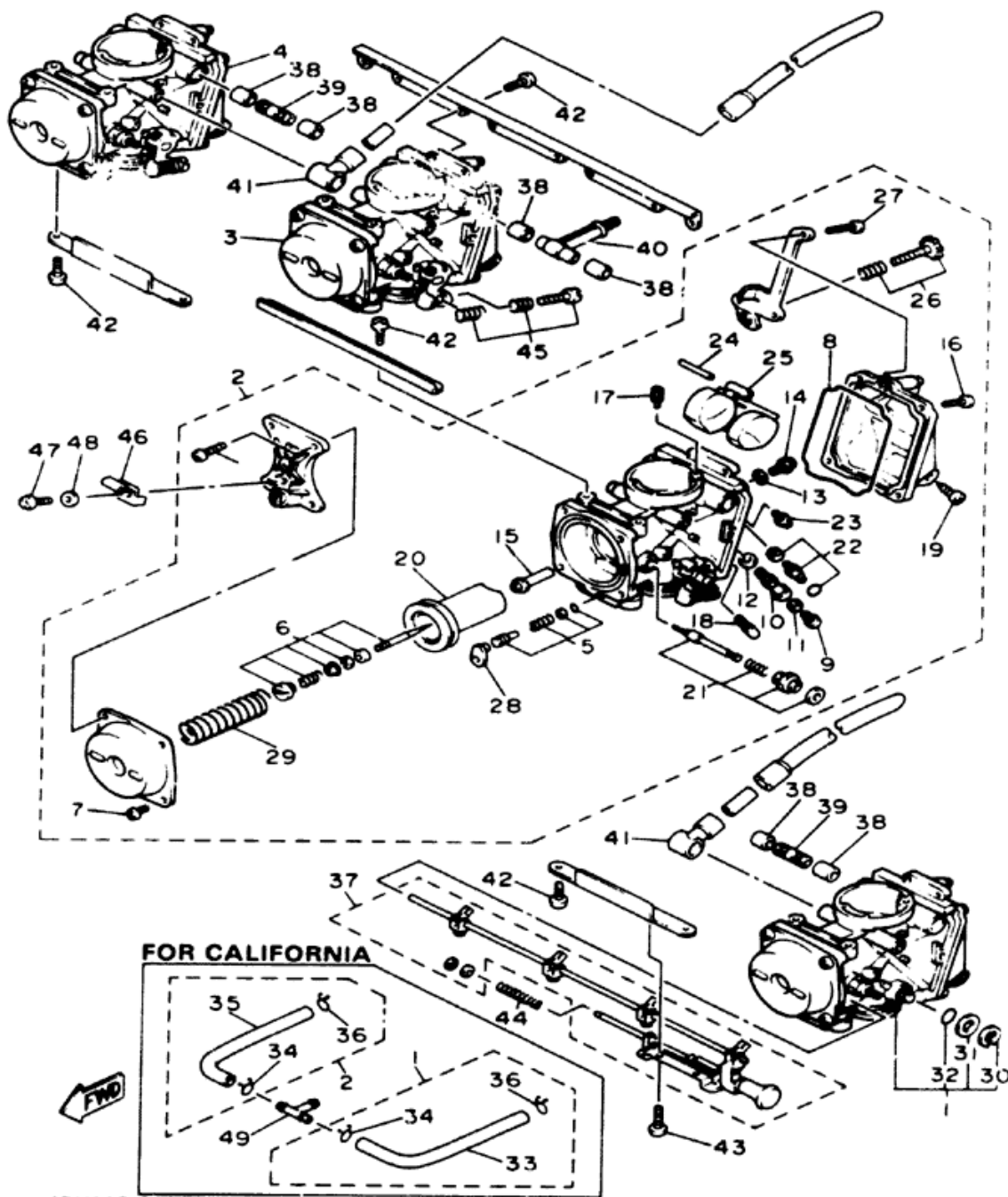
SEE SERVICE DATA, GRID J-ROW



AIR FILTER

Ref. No.	Part Number	Description	SD	SDC	Remarks
16	90460-54137-00	CLAMP, HOSE	4	4	
17	31A-14435-00-00	GROMMET	1	1	
18	31A-14419-00-00	PIPE	1	1	
19	4BR-11166-00-00	PIPE, BREATHER 1	1	1	
20	90467-15054-00	CLIP	1	1	
21	4X7-2149Y-00-00	FILTER ASSY	1	1	
22	90445-11152-00	HOSE	1	1	
23	90467-10008-00	CLIP	3	3	
24	90445-11699-00	HOSE	1	1	
25	90467-14015-00	CLIP	1	1	
26	90480-14023-00	GROMMET	1	1	
27	90387-060M9-00	COLLAR	1	1	
28	91012-06030-00	BOLT, FLANGE	1	1	
29	4BR-12682-01-00	PROTECTOR, HEAT	1	1	

SEE SERVICE DATA, GRID J-ROW



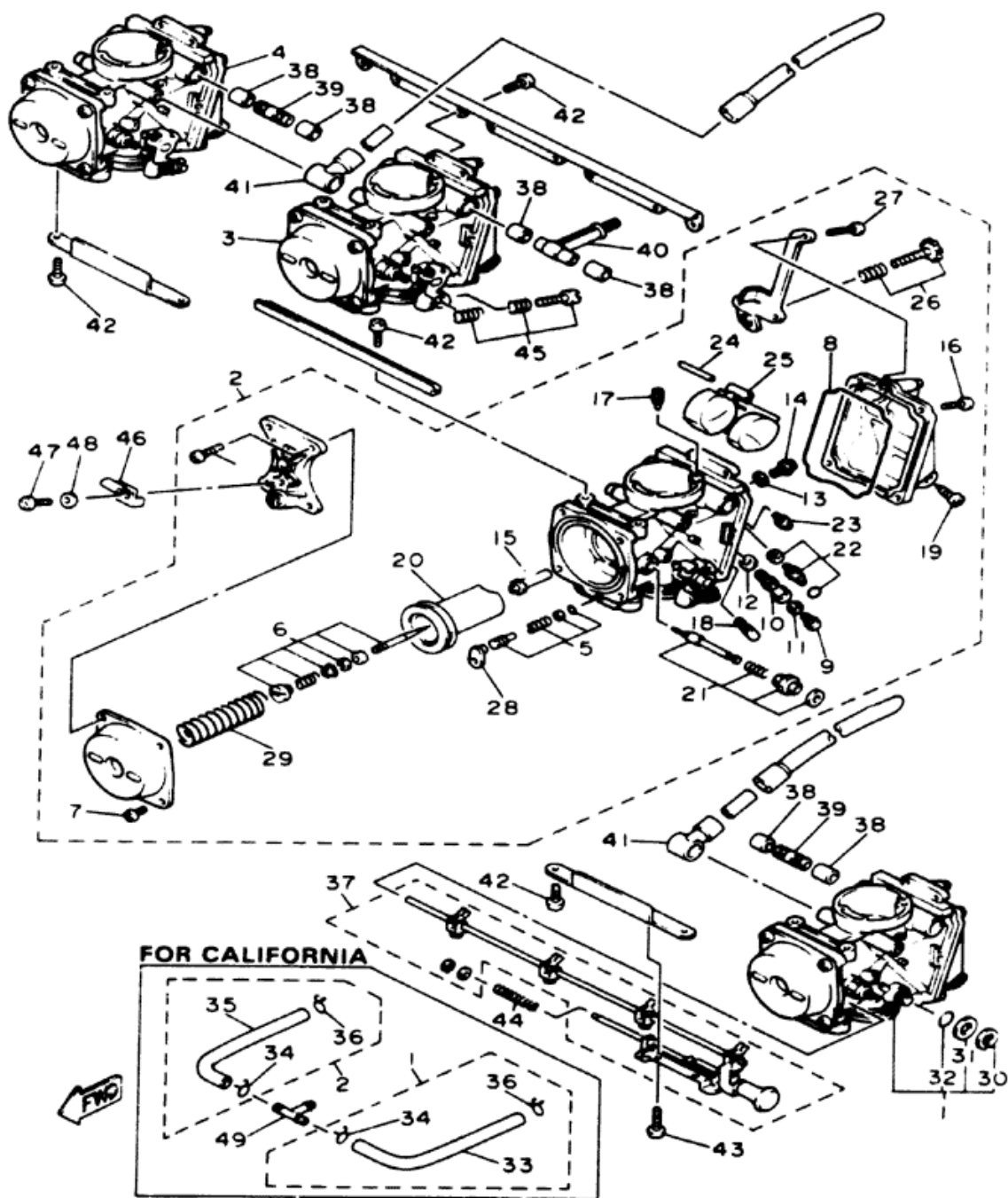
4DU110-2090

CARBURETOR

Ref. No.	Part Number	Description	SD	SDC	Remarks
1	4DU-14901-00-00	CARBURETOR ASSY 1	1		NON-CA
	4DU-14901-10-00	CARBURETOR ASSY 1		1	FOR CA
2	4DU-14902-00-00	CARBURETOR ASSY 2	1		NON-CA
	4DU-14902-10-00	CARBURETOR ASSY 2		1	FOR CA
3	4DU-14903-00-00	CARBURETOR ASSY 3	1		NON-CA
	4DU-14903-10-00	CARBURETOR ASSY 3		1	FOR CA
4	4DU-14904-00-00	CARBURETOR ASSY 4	1		NON-CA
	4DU-14904-10-00	CARBURETOR ASSY 4		1	FOR CA
5	12R-14105-00-00	PILOT SCREW SET	1	1	
6	4DU-1490J-00-00	NEEDLE SET	1	1	
7	98580-04008-00	SCREW, PAN HEAD	4	4	UR #1,4
	98580-04008-00	SCREW, PAN HEAD	2	2	UR #2,3
8	1HX-14147-00-00	O-RING	1	1	
9	620-1423A-71-00	JET, MAIN(#102.5)	1	1	
10	1AE-14261-00-00	HOLDER	1	1	
11	1AE-14227-00-00	O-RING	1	1	
12	1AE-14237-00-00	GASKET	1	1	
13	137-14153-00-00	WASHER, MAIN JET	1	1	
14	1HX-14565-00-00	SCREW	1	1	

SEE SERVICE DATA, GRID J-ROW

B-4

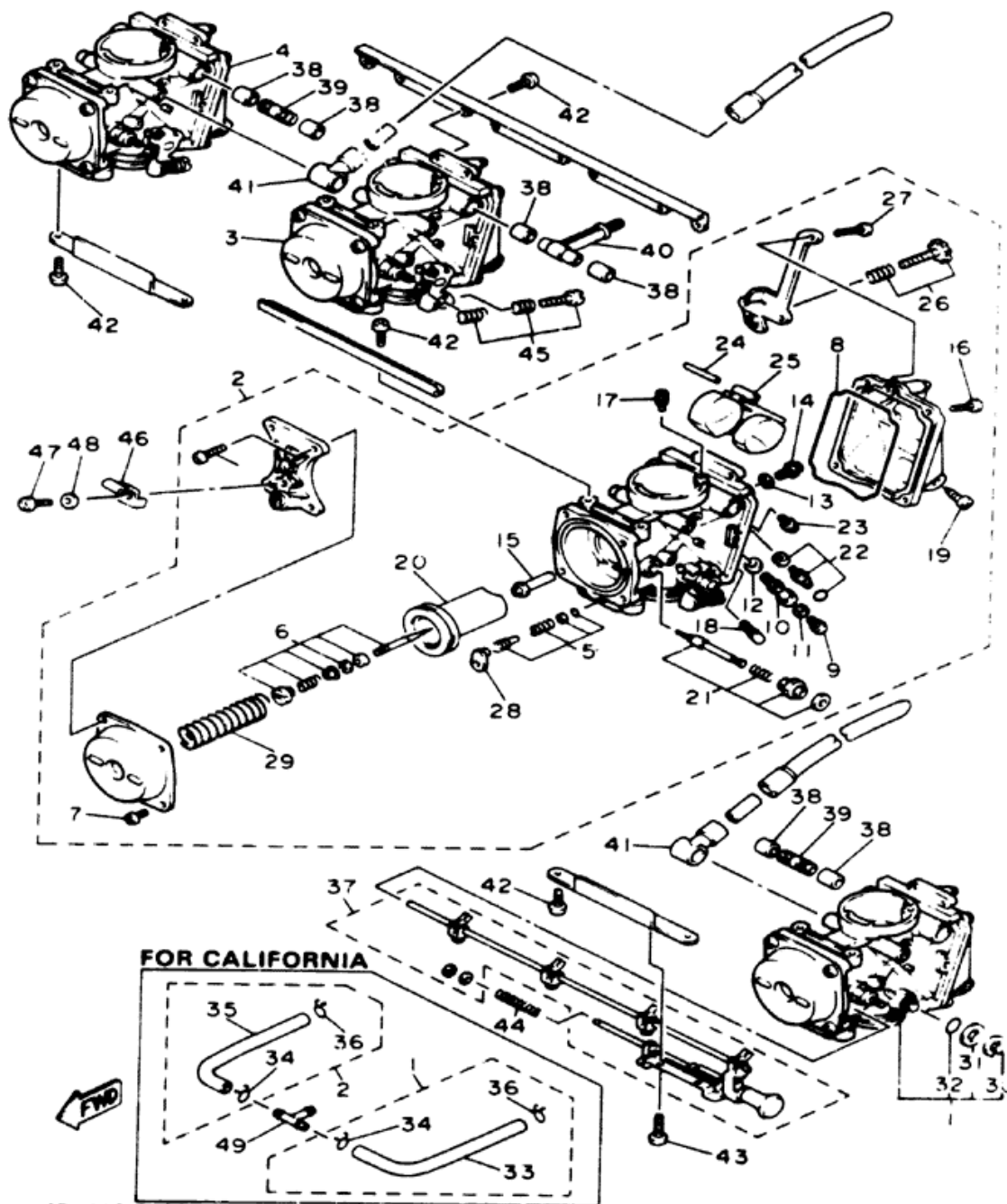


4DU110-2090

CARBURETOR

Ref. No.	Part Number	Description	SD	SOC	Remarks
15	3DM-14141-34-00	. NOZZLE, MAIN	1	1	UR #1,4
	3DM-14141-32-00	. NOZZLE, MAIN	1	1	UR #2,3
	98503-04014-00	. SCREW, PAN HEAD	4	4	UR #1,4
16	4DU-14125-00-00	. SCREW	2	2	UR #2, (1PC, #3)
17	830-14231-29-00	. JET, MAIN (#145)	1	1	
18	22F-14142-17-00	. JET, PILOT (# 17.5)	1	1	
19	12R-14191-00-00	. PLUG, DRAIN	1	1	
20	3BG-14940-00-00	. DIAPHRAGM ASSY	1	1	
21	4DU-1410A-00-00	. STARTER SET	1	1	
22	1FN-14107-15-00	. NEEDLE VALVE SET	1	1	
23	1FN-14565-00-00	. SCREW	1	1	
24	353-14186-00-00	. PIN, FLOAT	1	1	
25	1HX-14985-00-00	. FLOAT	1	1	
26	1HX-14103-00-00	. THROTTLE SCREW SET	1	1	
27	98503-04014-00	. SCREW, PAN HEAD	2	2	
28	3F9-14118-00-00	. CAP	1	1	
29	1HX-14933-00-00	. SPRING, DIAPHRAGM	1	1	
30	812-14137-00-00	. CLIP	1	1	
31	1A8-14953-00-00	. WASHER	1	1	

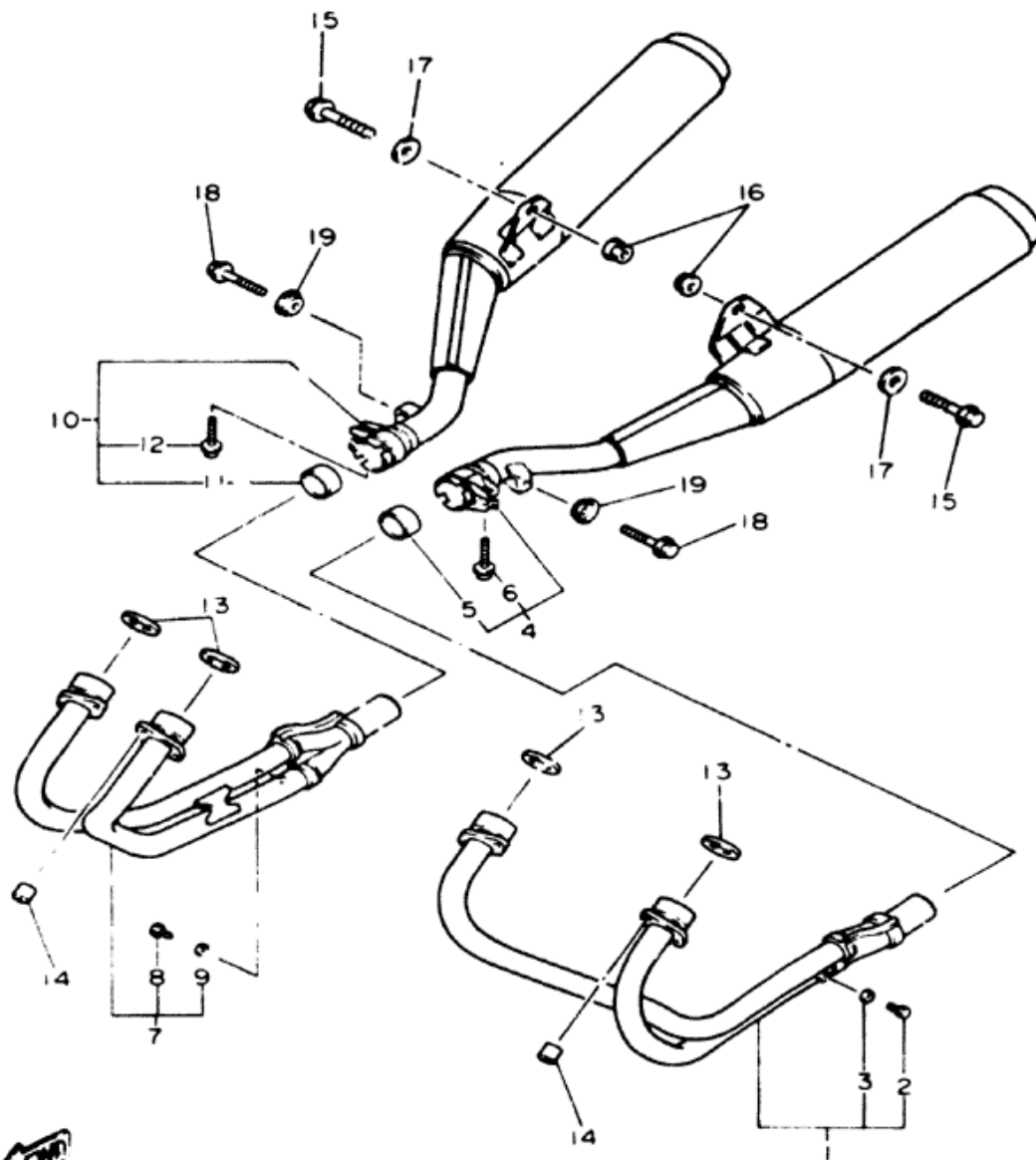
SEE SERVICE DATA, GRID J-ROW



CARBURETOR

Ref. No.	Part Number	Description	SD	SDC	Remarks
32	256-14997-00-00	SEAL	2	2	
33	4DU-12484-00-00	HOSE		2	#1 FOR CA
34	90467-10008-00	CLIP		1	#1,2 FOR CA
35	4DU-12483-00-00	HOSE		1	#1 FOR CA
36	8A7-14139-00-00	CLIP		1	#1,2 FOR CA
37	4DU-1490L-00-00	STARTER LEVER SET, 1	1	1	
38	3EN-14997-00-00	SEAL	6	6	
39	3YX-14148-00-00	PIPE	2	2	
40	3LN-14251-00-00	NIPPLE	1	1	
41	1AE-14197-00-00	PIPE	2	2	
42	98501-05010-00	SCREW, PAN HEAD	18	18	
43	98580-05012-00	SCREW, PAN HEAD (98501-05012-00)	2	2	
44	2N3-14135-00-00	SPRING, PLUNGER	1	1	
45	3KW-1490K-00-00	STOP SCREW SET	3	3	
46	4DU-14255-00-00	PLATE	1	1	
47	98501-05010-00	SCREW, PAN HEAD (98501-05008-00)	1	1	
48	92990-05100-00	WASHER, SPRING	1	1	
49	3H3-24376-00-00	JOINT	1	1	

SEE SERVICE DATA, GRID J-ROW



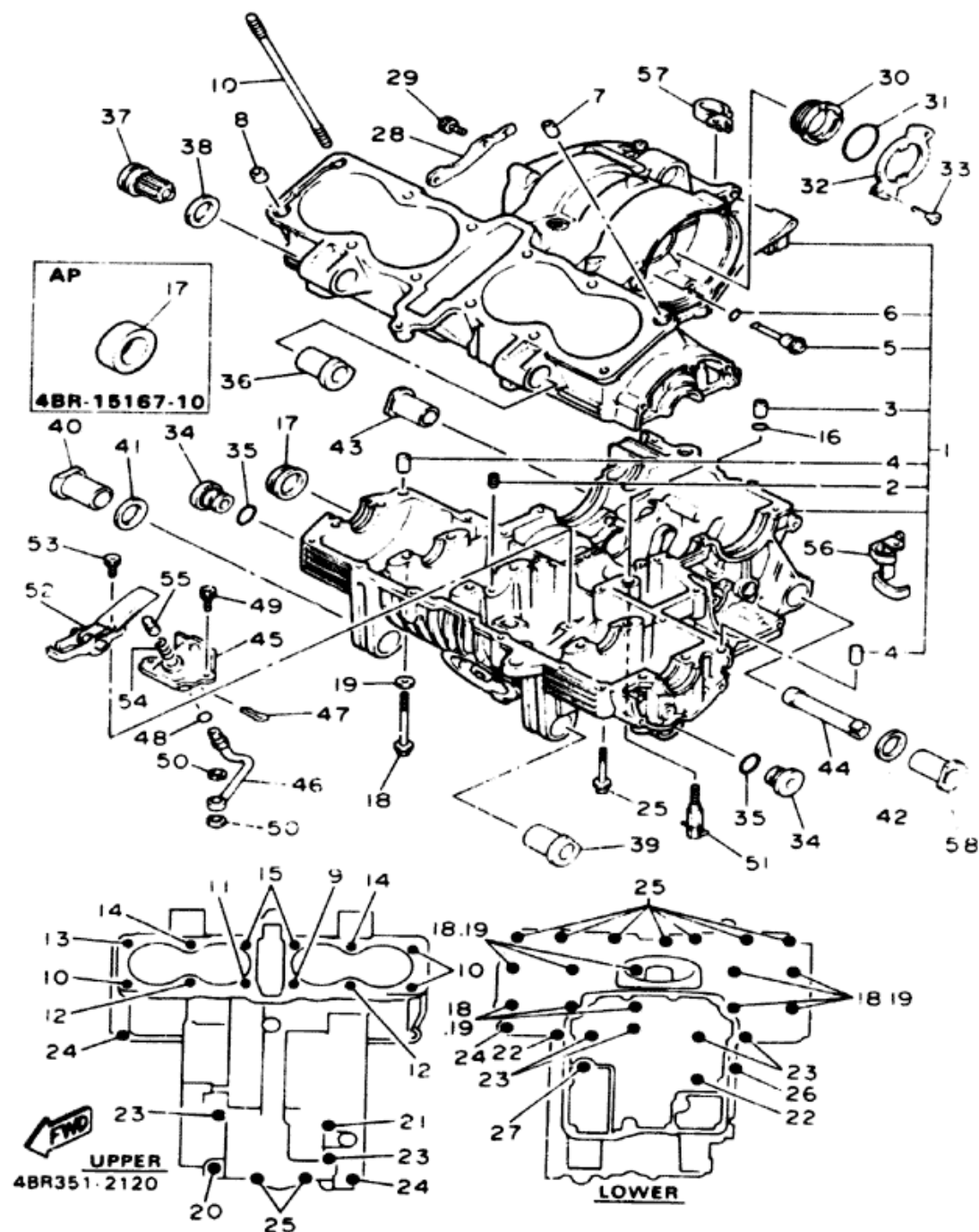
EXHAUST

Ref. No.	Part Number	Description	SD	SDC	Remarks
1	4DU-14610-01-00	EXHAUST PIPE ASSY 1	1	1	
2	90101-08576-00	. BOLT	2	2	
3	92906-08800-0C	. WASHER, PLATE	2	2	
4	4DU-14710-00-00	MUFFLER ASSY 1	1	1	
5	3VD-14755-00-00	. GASKET, SILENCER	1	1	
6	[95201-08030-00]	. SCREW	1	1	
7	4DU-14620-01-00	EXHAUST PIPE ASSY 2	1	1	
8	90101-08576-00	. BOLT	2	2	
9	92906-08800-00	. WASHER, PLATE	2	2	
10	4DU-14720-00-00	MUFFLER ASSY 2	1	1	
11	3VD-14755-00-00	. GASKET, SILENCER	1	1	
12	[95201-08030-00]	. SCREW	1	1	
13	4BR-14613-00-00	GASKET, EXHAUST PIPE	4	4	
14	90179-08507-00	NUT	8	8	
15	95811-10040-00	BOLT, FLANGE (95801-10400-00)	2	2	
16	95701-10500-00	NUT, FLANGE	2	2	
17	90201-10669-00	WASHER, PLATE	2	2	
18	95811-08035-00	BOLT, FLANGE	2	2	
19	90209-08249-00	WASHER	2	2	

SEE SERVICE DATA, GRID J-ROW



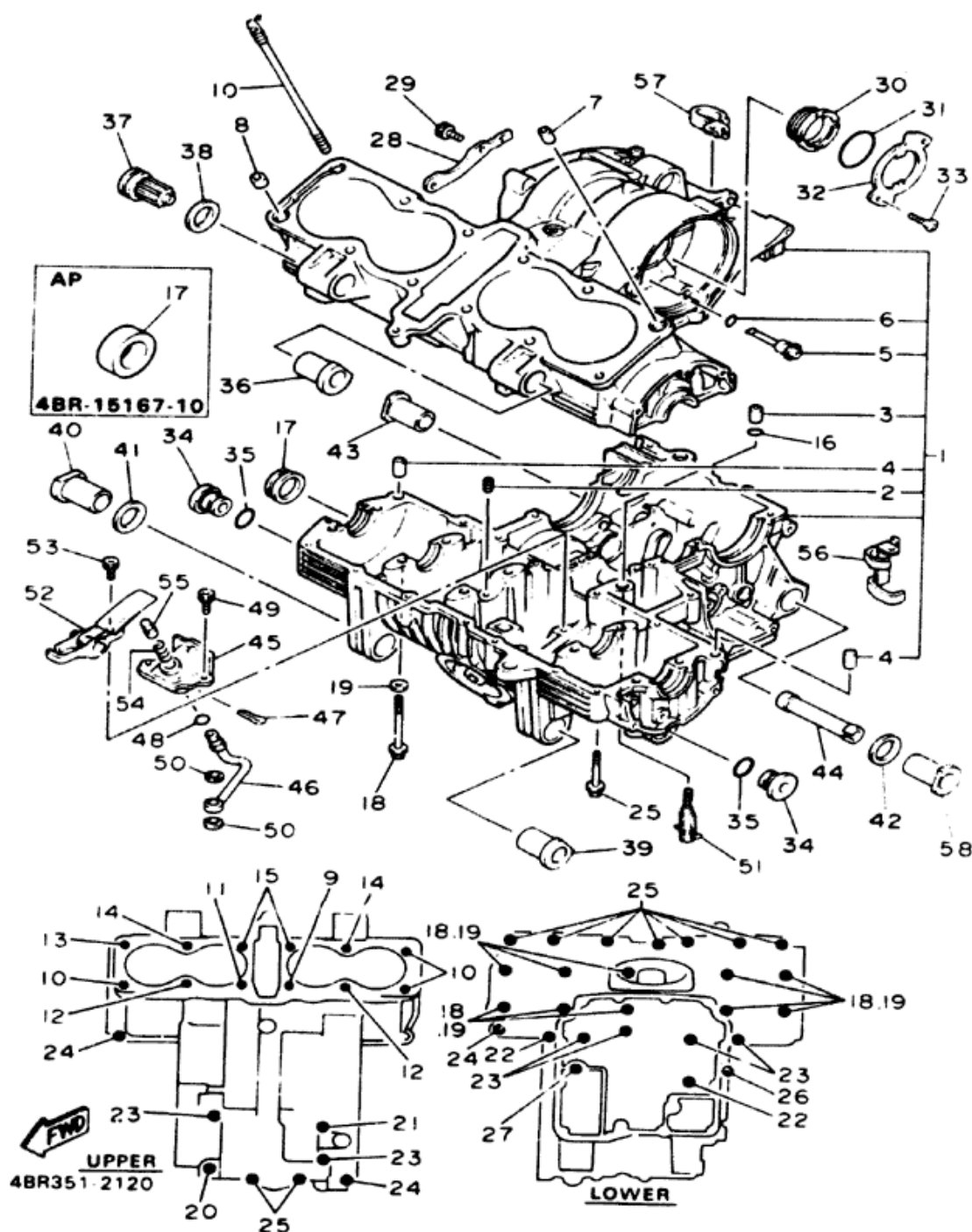
4BP010-1110



CRANKCASE

Ref. No.	Part Number	Description	SD	SDC	Remarks
1	4BR-15100-00-00	CRANKCASE ASSY	1	1	
2	4G0-15138-00-00	. NOZZLE 1	1	1	
3	99530-10014-00	. PIN, DOWEL	1	1	
4	99510-12016-00	. PIN, DOWEL	2	2	
5	4DR-15148-00-00	. NOZZLE 2	1	1	
6	93210-11453-00	. O-RING	1	1	
7	99530-14016-00	PIN, DOWEL	1	1	
8	90387-16547-00	COLLAR	1	1	
9	90116-08338-00	BOLT, STUD	1	1	
10	90116-08566-00	BOLT, STUD	3	3	
11	90116-08339-00	BOLT, STUD	1	1	
12	90116-08340-00	BOLT, STUD	2	2	
13	4BR-11363-00-00	BOLT, CYLINDER HOLDING 3	1	1	
14	4G0-11364-00-00	BOLT, CYLINDER HOLDING 4	2	2	
15	4G0-11363-00-00	BOLT, CYLINDER HOLDING 3	2	2	
16	93210-09350-00	O-RING	1	1	
17	90338-48229-00	PLUG	1	1	UR
	4BR-15167-10-00	PLUG, BLIND 1	1	1	AP
18	95811-08100-00	BOLT, FLANGE	10	10	
19	90201-094G1-00	WASHER, PLATE	10	10	

SEE SERVICE DATA, GRID J-ROW



CRANKCASE

Ref. No.	Part Number	Description	SD	SDC	Remark
20	95811-08080-00	BOLT, FLANGE	1	1	
21	95811-08135-00	BOLT, FLANGE	1	1	
22	95811-08095-00	BOLT, FLANGE	2	2	
23	95811-08065-00	BOLT, FLANGE	6	6	
24	95811-08055-00	BOLT, FLANGE	3	3	
25	95811-08045-00	BOLT, FLANGE	9	9	
26	95811-08040-00	BOLT, FLANGE	1	1	
27	95811-08035-00	BOLT, FLANGE	1	1	
28	4BR-15381-00-00	PLATE, BEARING COVER....	1	1	
29	91316-06016-00	BOLT	2	2	
30	4G0-15163-01-00	HOUSING, BEARING 1	1	1	
31	93210-48460-00	O-RING	1	1	
32	4G0-15383-00-00	PLATE, BEARING COVER....	1	1	
33	90151-06014-00	SCREW, COUNTERSUNK ...	2	2	
34	3KM-15189-00-00	PLUG	2	2	
35	93210-20573-00	O-RING	2	2	
36	4G0-15336-00-00	DAMPER, ENGINE MOUNT 3	1	1	
37	33M-15336-00-00	DAMPER, ENGINE MOUNT 3	1	1	
38	90202-15153-00	WASHER, PLATE	1	1	
39	4G0-15316-00-00	DAMPER, ENGINE MOUNT 1	1	1	

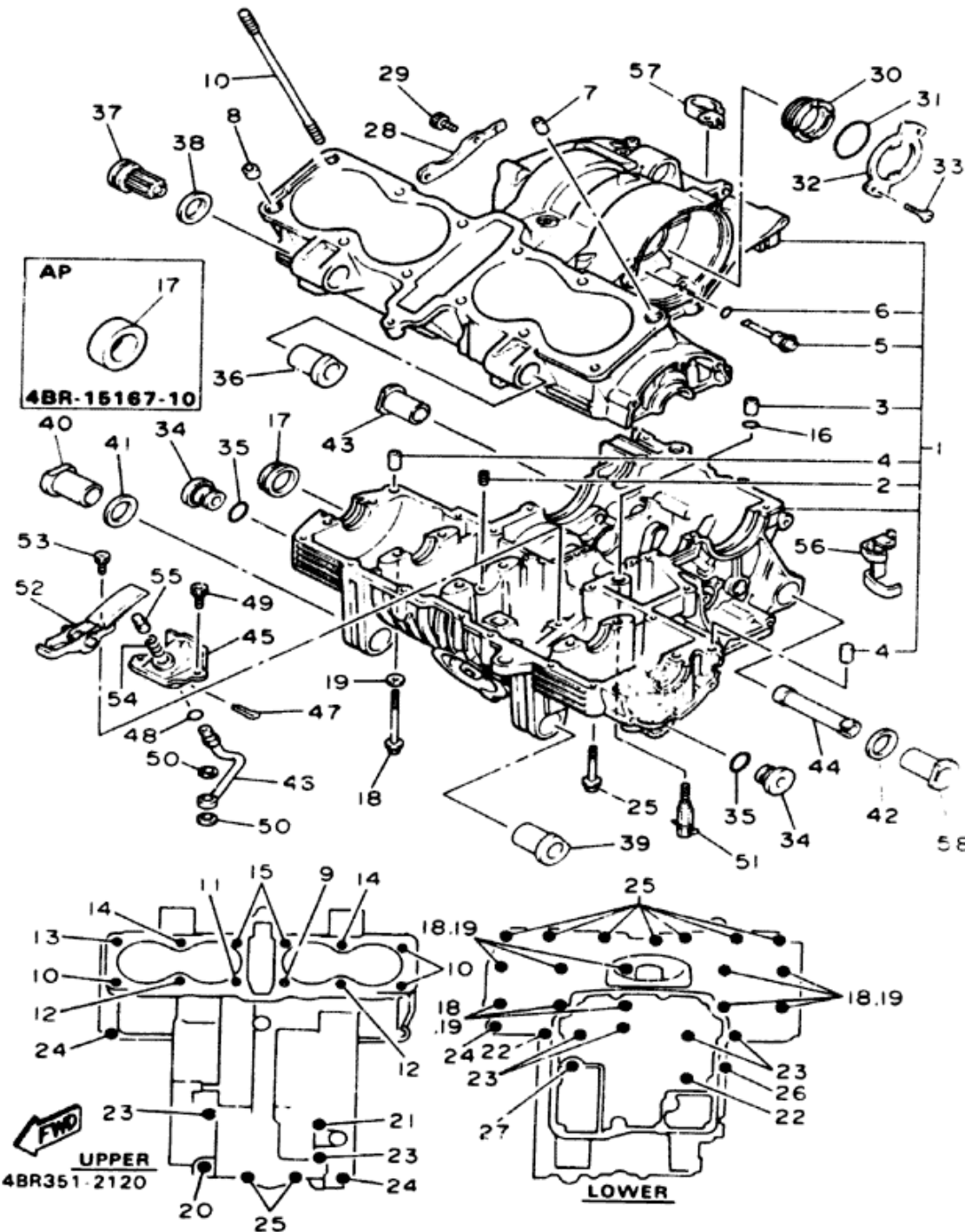
SEE SERVICE DATA, GRID J-ROW

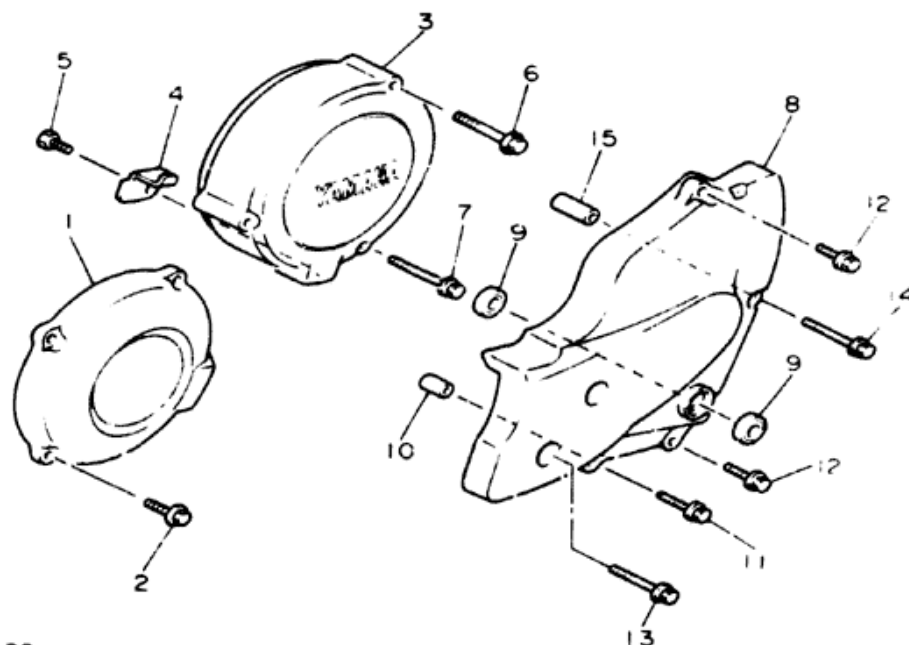
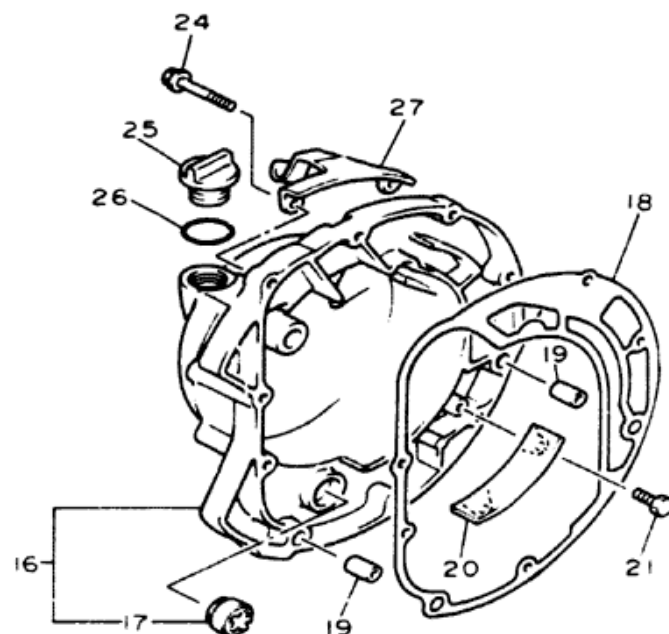
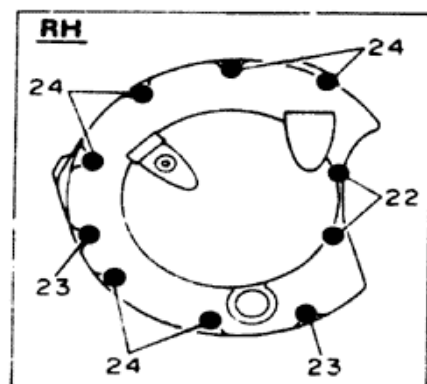
CRANKCASE

Ref. No.	Part Number	Description	SD	SDC	Remarks
40	33M-15337-00-00	DAMPER 4	1	1	
41	90202-15153-00	WASHER, PLATE	1	1	
42	90202-17211-00	WASHER, PLATE	1	1	
43	46X-15326-00-00	DAMPER, ENGINE MOUNT 2	1	1	
44	4BR-15327-00-00	SPACER, ENGINE MOUNT ..	1	1	
45	4G0-11592-00-00	TENSIONER, CHAIN	1	1	
46	4G0-13171-00-00	PIPE, DELIVERY 2	1	1	
47	91401-25020-00	PIN, COTTER	1	1	
48	93210-07540-00	O-RING	1	1	
49	90110-06158-00	BOLT, HEXAGON SOCKET HEAD	2	2	
50	90430-10171-00	GASKET	2	2	
51	4G0-11575-00-00	RELIEF VALVE ASS'Y	1	1	
52	4BR-11492-00-00	TENSIONER ARM COMP. ...	1	1	
53	90110-06158-00	BOLT, HEXAGON SOCKET HEAD	2	2	
54	C0501-143A8-00	SPRING, COMPRESSION ...	1	1	
55	46X-11597-00-00	PLUGGER, TENSIONER	1	1	
56	90462-08087-00	CLAMP	1	1	
57	90465-10290-00	CLAMP	1	1	
58	90387-125Y2-00	COLLAR	1	1	

SEE SERVICE DATA, GRID J-ROW

B-10





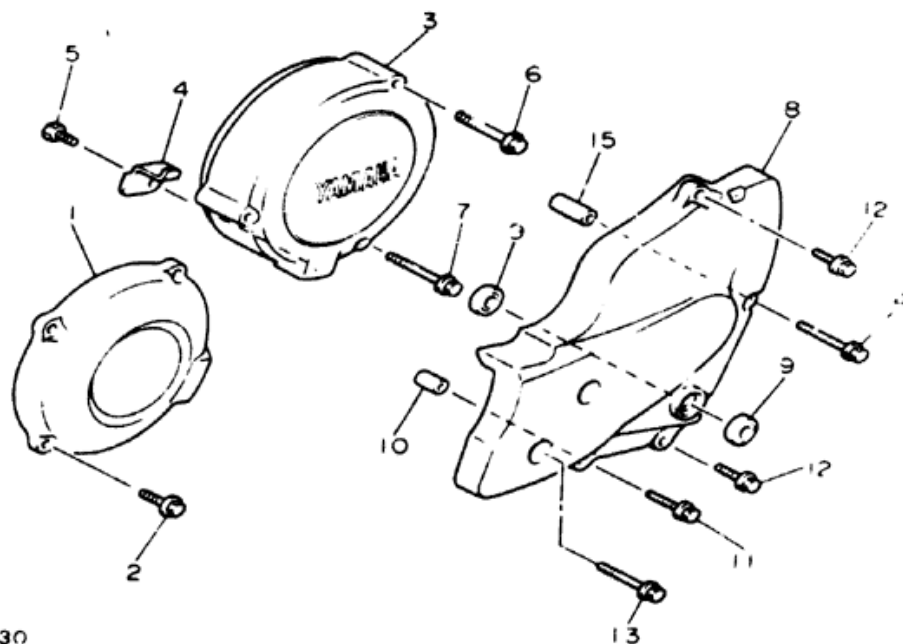
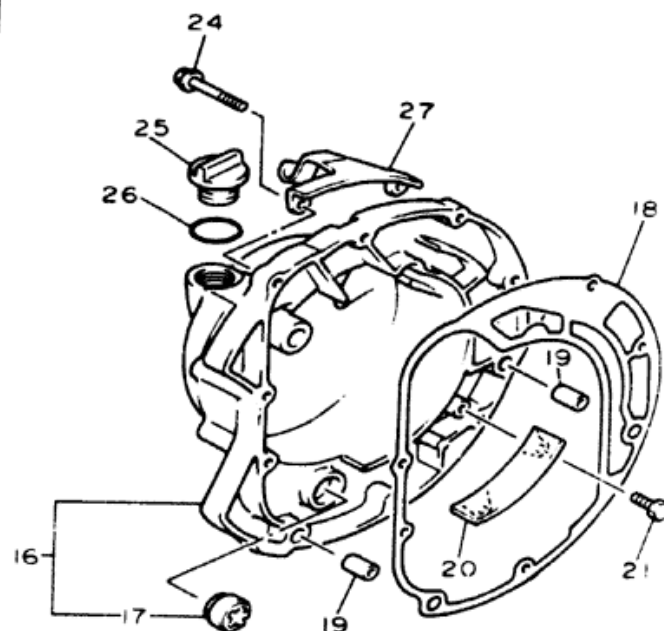
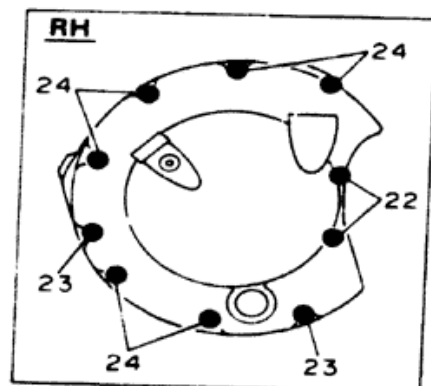
CRANKCASE COVER 1

Ref. No.	Part Number	Description	SD	SDC	Remarks
1	4BR-15410-00-00	CRANKCASE COVER ASSY 1	1	1	
2	95026-06020-00	BOLT, FLANGE	4	4	
3	4BR-15415-00-00	COVER, GENERATOR	1	1	
4	4BR-15484-00-00	CLAMP 2	1	1	
5	91312-06010-00	BOLT	1	1	
6	95021-03065-00	BOLT, FLANGE	2	2	
7	90106-06671-00	BOLT, WASHER BASED	1	1	
8	4BR-15411-00-00	COVER, CRANKCASE 1	1	1	
9	93109-12053-00	OIL SEAL (SDO 12/18/4-1)	2	2	
10	99530-10014-00	PIN, DOWEL	2	2	
11	95023-06035-00	BOLT	1	1	
12	95023-06030-00	BOLT	2	2	
13	95021-06065-00	BOLT, FLANGE	2	2	
14	95021-06065-00	BOLT, FLANGE	1	1	



4BP010-1130

B-11

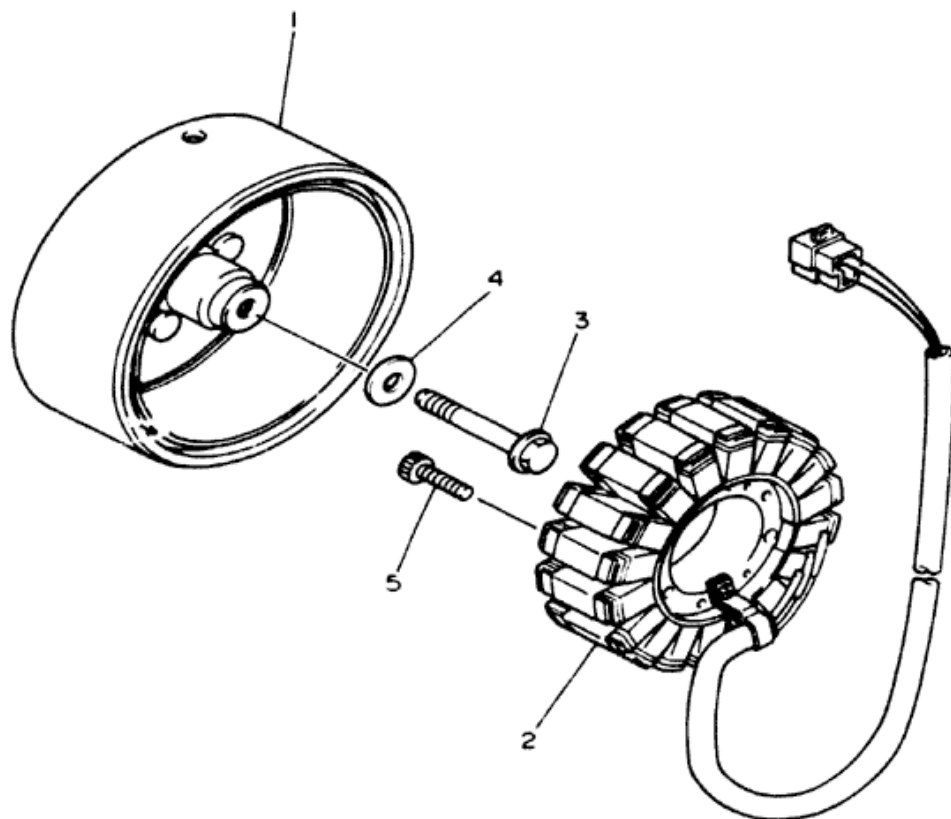


CRANKCASE COVER 1

Ref. No.	Part Number	Description	SD	SDC	Remark
15	90387-064Y1-00	COLLAR	1	1	
16	4BR-W1543-00-00	CRANKCASE COVER ASSY 2	1	1	
17	3Y1-15381-00-00	. GAUGE, LEVEL	1	1	
18	4BR-15481-00-00	GASKET, CRANKCASE COVER 2	1	1	
19	99530-10014-00	PIN, DOWEL	2	2	
20	49A-15412-00-00	PLATE, OIL GUIDE	1	1	
21	97021-06012-00	BOLT	2	2	
22	95026-06070-00	BOLT, FLANGE	2	2	
23	95026-06040-00	BOLT, FLANGE	2	2	
24	95026-06030-00	BOLT, FLANGE	6	6	
25	3F9-15382-00-00	PLUG, OIL LEVEL	1	1	
26	93210-27778-00	O-RING	1	1	
27	4BR-15441-00-00	HOLDER, CLUTCH CABLE ...	1	1	



4BP010-1130



GENERATOR

Ref. No.	Part Number	Description	SD	SDC	Remarks
1	4BR-81450-00-00	ROTOR ASSY	1		1
2	4BR-81410-00-00	STATOR ASSY	1		1
3	90105-10662-00	BOLT, WASHER BASED	1		1
4	90201-10639-00	WASHER, PLATE	1		1
5	90110-06138-00	BOLT, HEXAGON SOCKET HEAD	3		3

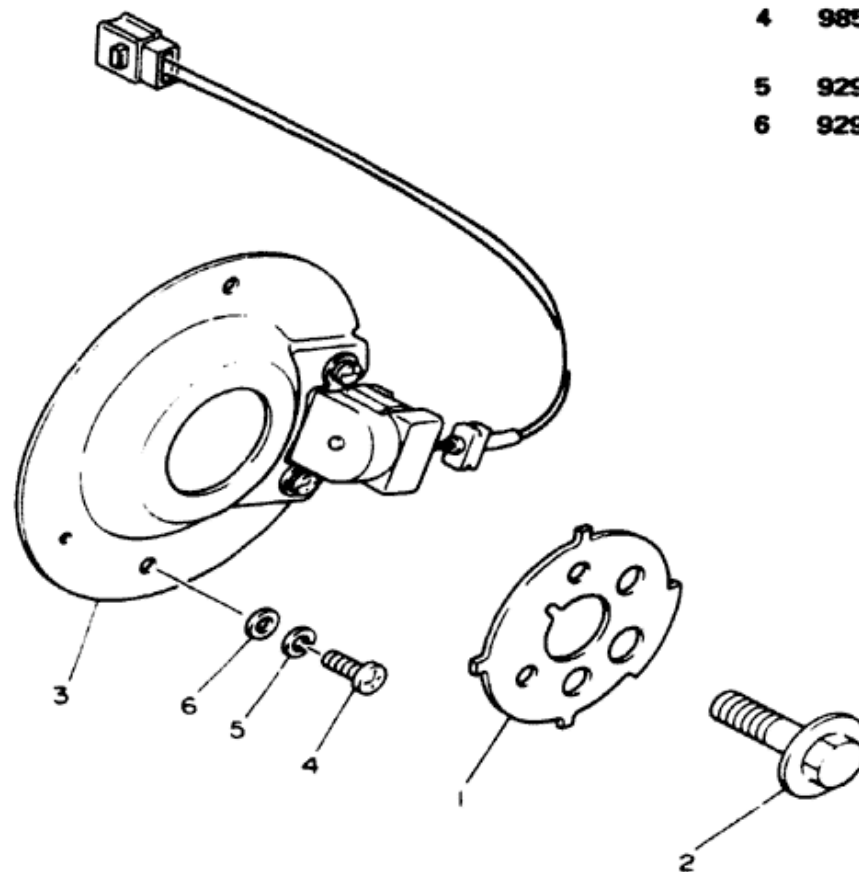
SEE SERVICE DATA, GRID J-ROW



4BP010-1370

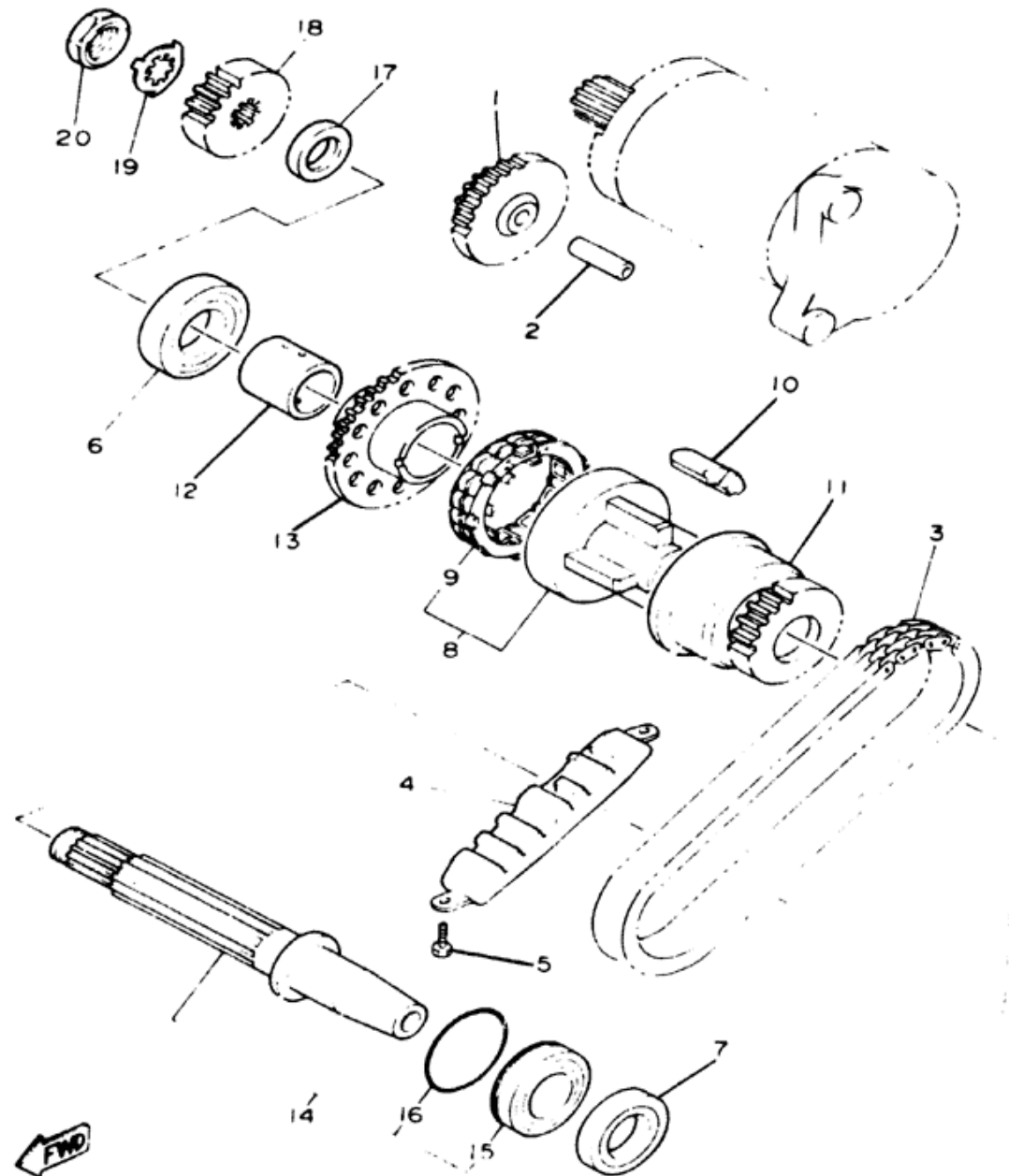
PICK UP COIL - GOVERNOR

Ref. No.	Part Number	Description	SD	SDC	Remarks
1	4BR-81673-00-00	ROTOR.....	1	1	
2	90105-10445-00	BOLT, WASHER BASED	1	1	
3	4DU-81671-00-00	BASE, PICKUP	1	1	
4	98580-06012-00	SCREW, PAN HEAD (98501-06012-00)	2	2	
5	92990-06100-00	WASHER, SPRING	2	2	
6	92901-06600-00	WASHER, PLATE	2	2	



4BP010-1380

STARTER CLUTCH

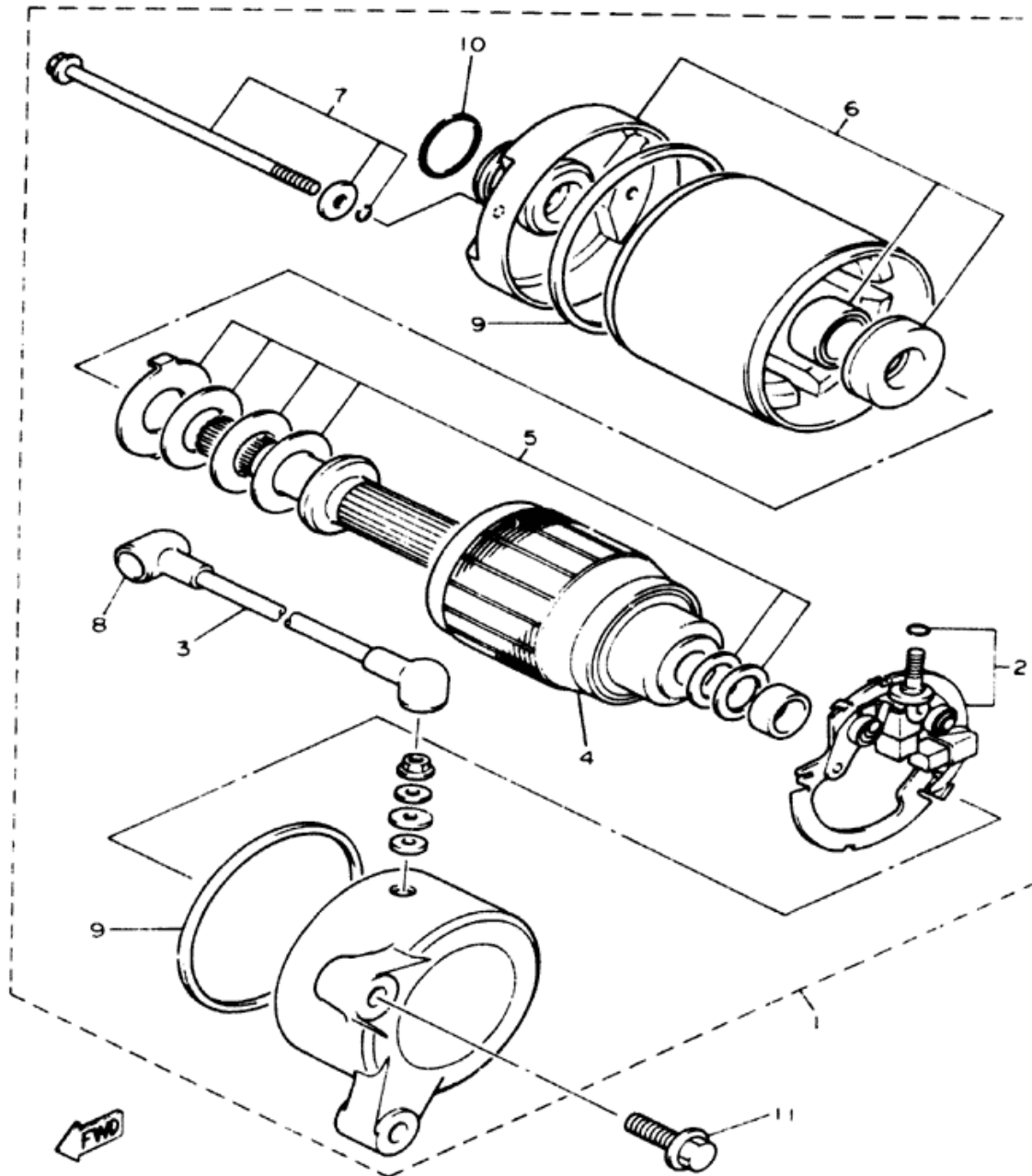


4BR351-2140

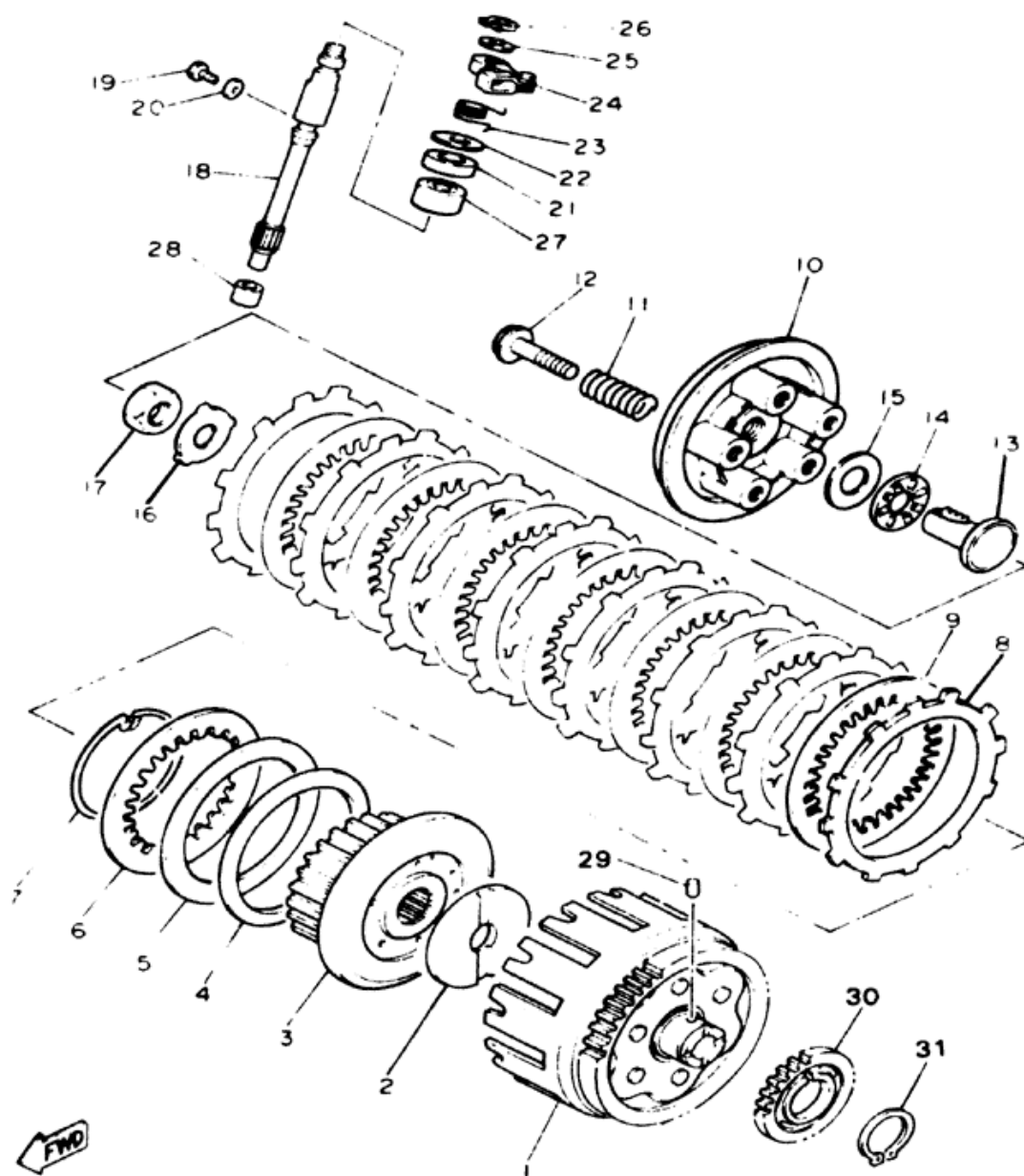
Ref. No.	Part Number	Description	SD	SDC	Remarks
1	4BR-15512-00-00	GEAR, IDLER 1	1	1	
2	33M-15521-00-00	SHAFT 1	1	1	
3	4BR-16139-00-00	CHAIN, PRIMARY	1	1	
4	4BR-11474-00-00	GUIDE, UPPER	1	1	
5	97003-06014-00	BOLT	2	2	
6	93306-30525-00	BEARING (B6306)	1	1	
7	93102-25253-00	OIL SEAL	1	1	
8	4BR-15570-00-00	STARTER CLUTCH ASSY	1	1	
9	4BR-15580-00-00	STARTER CLUTCH OUTER ASSY	1	1	
10	4BR-16155-00-00	ABSORBER 1	4	4	
11	4BR-11537-00-00	GEAR, DRIVEN	1	1	
12	90387-253Y6-00	COLLAR	1	1	
13	4BR-15517-00-00	GEAR, IDLER 2	1	1	
14	4G0-11406-00-00	SHAFT ASSY	1	1	
15	93306-20545-00	BEARING	1	1	
16	93210-47440-00	O-RING	1	1	
17	90387-213Y5-00	COLLAR	1	1	
18	4U8-16111-00-00	GEAR, PRIMARY DRIVE (28T)	1	1	
19	90215-19226-00	WASHER, LOCK	1	1	
20	90179-16319-00	NUT	1	1	

STARTING MOTOR

Ref. No.	Part Number	Description	SD	SDC	Remarks
1	4BR-81800-00-00	STARTING MOTOR ASSY ...	1		
2	3KS-81840-00-00	BRUSH HOLDER ASSY	1		
3	1HX-81815-00-00	CORD, STARTER MOTOR .	1		
4	3HE-81850-00-00	ARMATURE ASSY	1		
5	3AJ-81809-00-00	WASHER KIT	1		
6	3HE-81830-00-00	FRONT BRACKET ASSY	1		
7	3HE-81826-00-00	BOLT	2		
8	5H0-81871-00-00	CAP (4G0-81871-00-00)	1		
9	11H-81844-00-00	GASKET	2		
10	26H-81847-00-00	O-RING	1		
11	95811-06025-00	BOLT, FLANGE	2		



4BP010-1390

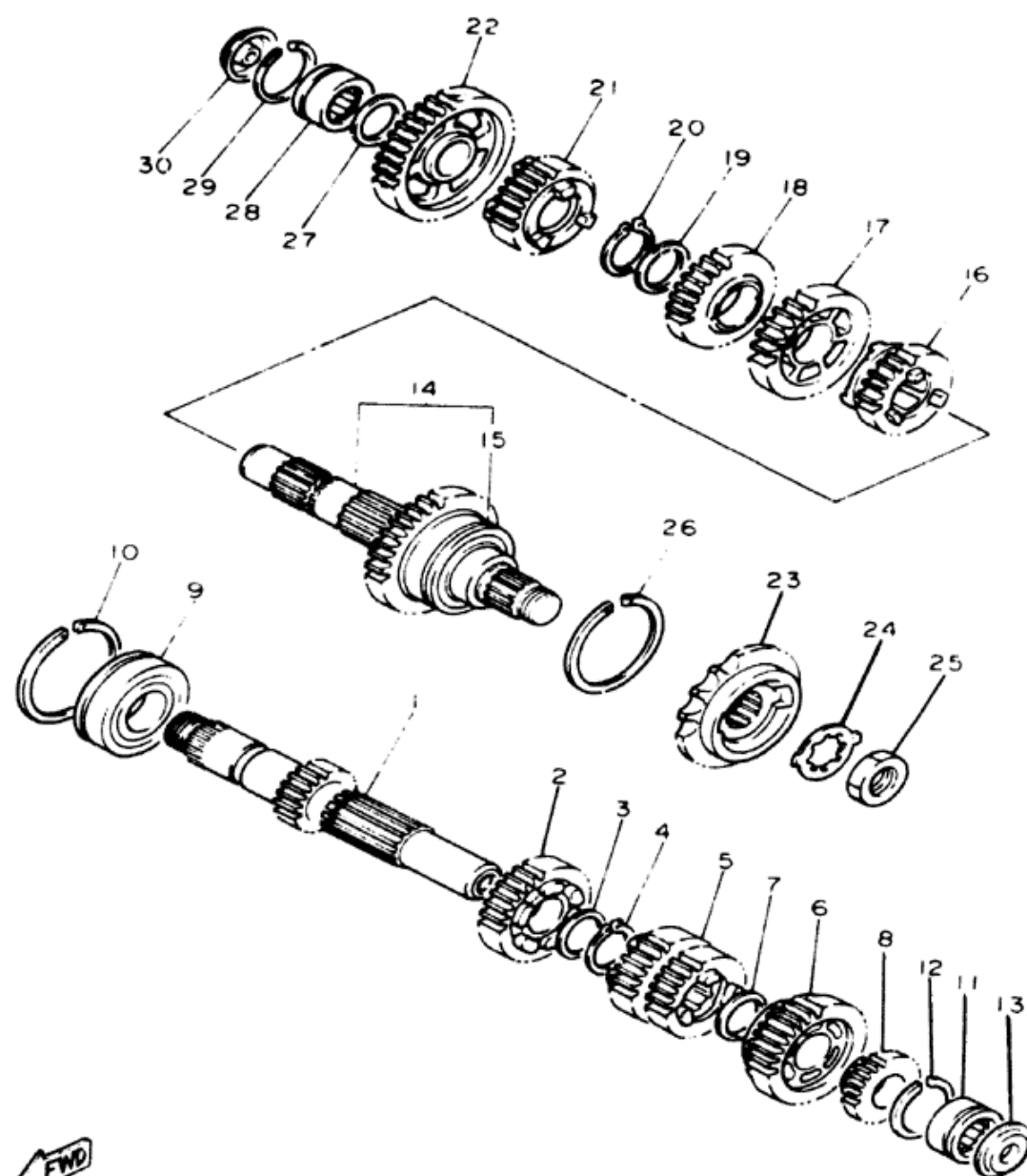


4BP-10-1150

CLUTCH

Ref. No.	Part Number	Description	SD	SDC	Remarks
15	90201-150H2-00	WASHER, PLATE	1	1	
16	90215-20231-00	WASHER, LOCK	1	1	
17	90170-20327-00	NUT	1	1	
18	3JD-16382-00-00	AXLE, PUSH LEVER	1	1	
19	90108-06778-00	BOLT	1	1	
20	90430-06014-00	GASKET	1	1	
21	93102-15212-00	OIL SEAL	1	1	
22	90201-15785-00	WASHER, PLATE	1	1	
23	90508-142A8-00	SPRING, TORSION	1	1	
24	4BR-16340-00-03	PUSH LEVER ASSY	1	1	
25	90201-10119-00	WASHER, PLATE	1	1	
26	99008-10400-00	CIRCLIP	1	1	
27	93315-31502-00	BEARING, CYLINDRICAL	1	1	
28	93315-10838-00	BEARING, CYLINDRICAL	1	1	
29	93605-10108-00	PIN, DOWEL	1	1	
30	4G0-13324-01-00	GEAR, DRIVE (51T)	1	1	
31	93410-40059-00	CIRCLIP	1	1	

SEE SERVICE DATA, GRID J-ROW



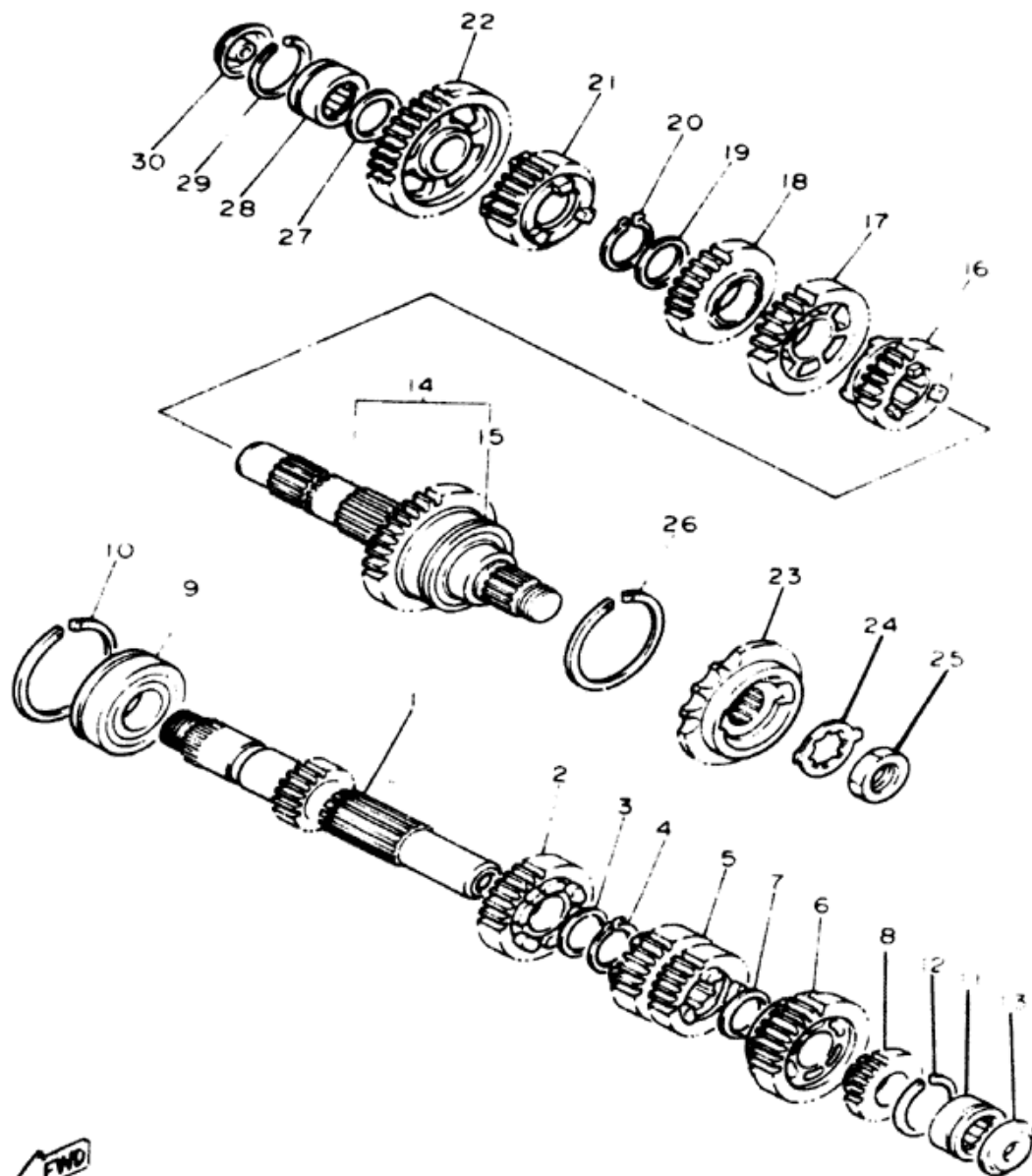
TRANSMISSION

Ref. No.	Part Number	Description	SD	SDC	Remarks
1	4BR-17411-00-00	AXLE, MAIN	1	1	
2	4BR-17151-00-00	GEAR, 5TH PINION (23T)	1	1	
3	90209-22191-00	WASHER	1	1	
4	93440-25084-00	CIRCLIP	1	1	
5	4BR-17131-00-00	GEAR, 3RD PINION (27T)	1	1	
6	4BR-17161-01-00	GEAR, 6TH PINION (28T)	1	1	
7	90201-200K3-00	WASHER, PLATE	1	1	
8	4BR-17121-00-00	GEAR, 2ND PINION (18T)	1	1	
9	93306-30530-00	BEARING (6305NC3)	1	1	
10	278-17424-01-00	CIRCLIP 1	1	1	
11	93311-42045-00	BEARING (20NG3315NE)	1	1	
12	278-17425-00-00	CIRCLIP 2	1	1	
13	4G0-17433-01-00	NOZZLE	1	1	
14	4BR-17402-01-00	DRIVE AXLE ASSY	1	1	
15	93102-35109-00	OIL SEAL (SD-35-62-6 HS) .	1	1	

SEE SERVICE DATA, GRID J-ROW



4BP010-1160



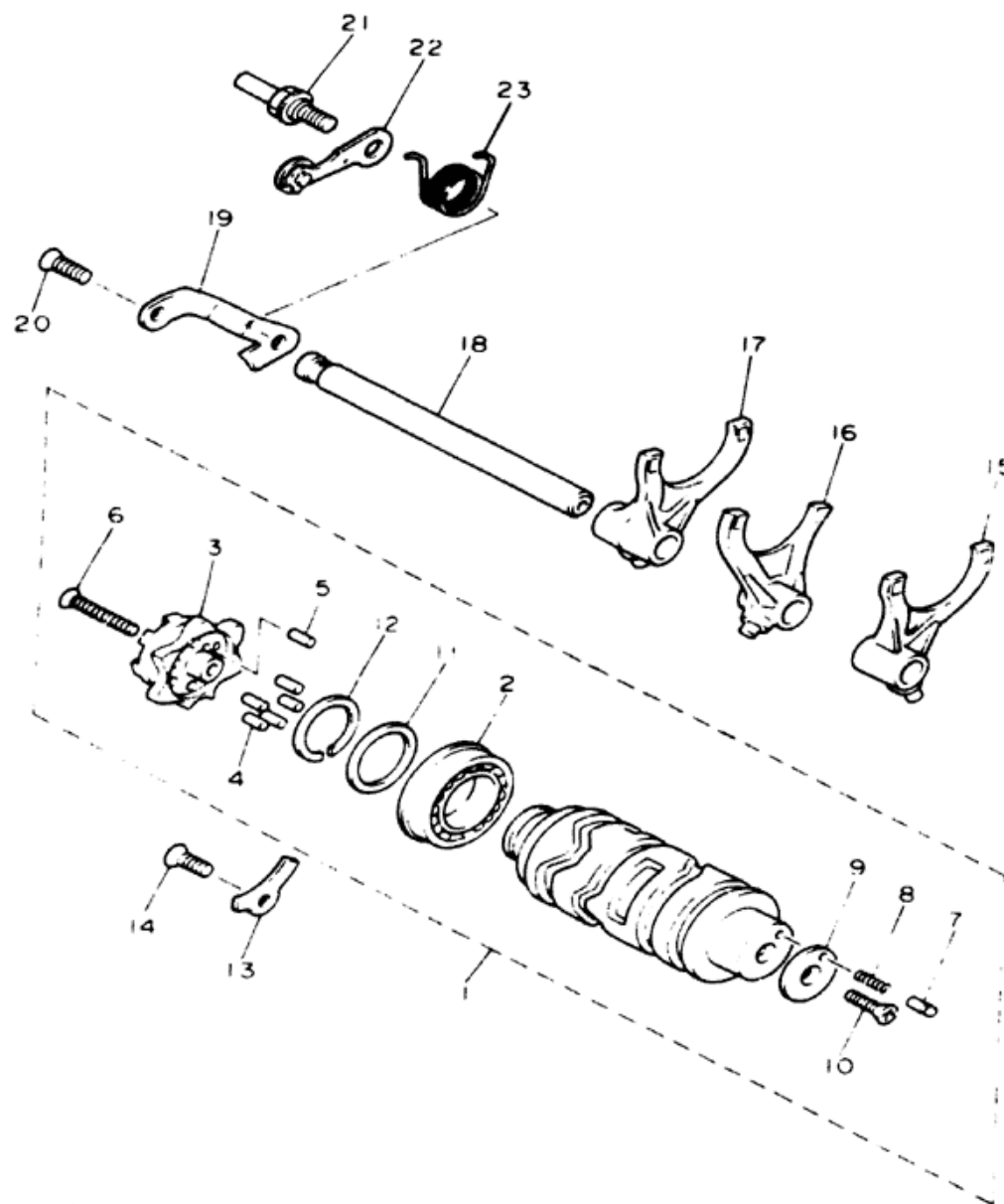
TRANSMISSION

Ref. No.	Part Number	Description	SD	SDC	Remarks
16	4BR-17261-00-00	GEAR, 6TH WHEEL (23T)	1	1	
17	4BR-17231-00-00	GEAR, 3RD WHEEL (28T)	1	1	
18	4BR-17241-00-00	GEAR, 4TH WHEEL (29T)	1	1	
19	90208-22191-00	WASHER	1	1	
20	93440-25084-00	CIRCLIP	1	1	
21	4BR-17251-01-00	GEAR, 5TH WHEEL (21T)	1	1	
22	4BR-17211-00-00	GEAR, 1ST WHEEL (41T)	1	1	
23	4BR-17460-00-00	SPROCKET, DRIVE (16T)	1	1	
24	90215-23265-00	WASHER, LOCK	1	1	
25	90179-18552-00	NUT	1	1	
26	278-17424-01-00	CIRCLIP 1	1	1	
27	90201-20276-00	WASHER, PLATE (1.0T)	1	1	
28	93311-42045-00	BEARING (20NG3315NE)	1	1	
29	278-17425-00-00	CIRCLIP 2	1	1	
30	4G0-17433-01-00	NOZZLE	1	1	

SEE SERVICE DATA, GRID J-ROW



4BPC10-1160



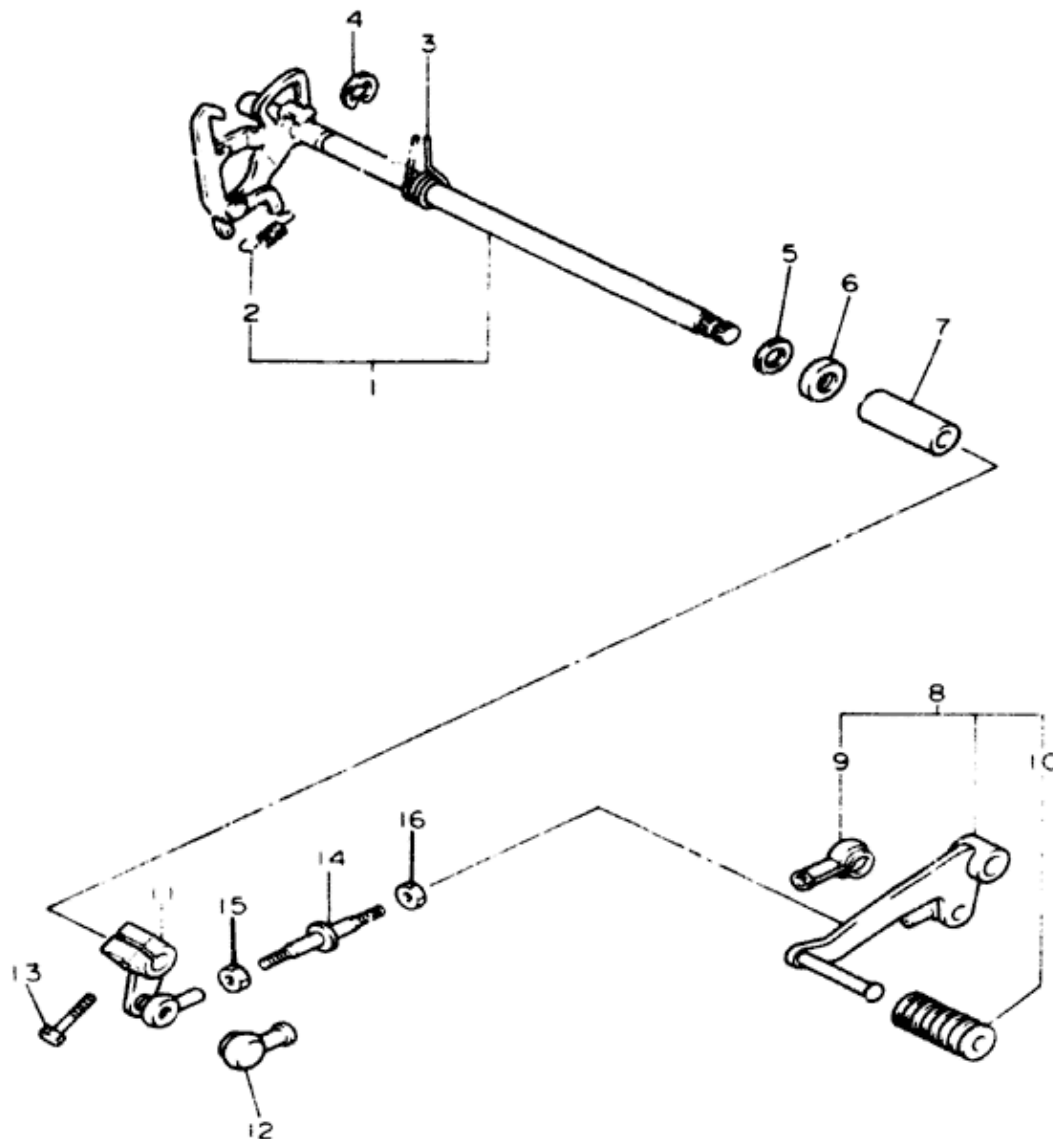
SHIFT CAM - FORK

Ref. No.	Part Number	Description	SD	SDC	Remarks
1	4BR-18540-00-00	SHIFT CAM ASSY	1	1	
2	93306-90503-00	. BEARING	1	1	
3	4BR-18185-00-00	. SEGMENT	1	1	
4	93804-12037-00	. PIN, DOWEL	5	5	
5	93804-10011-00	. PIN, DOWEL	1	1	
6	90151-06013-00	. SCREW, COUNTERSUNK .	1	1	
7	278-18542-00-00	. POINT, NEUTRAL	1	1	
8	90501-06022-00	. SPRING, COMPRESSION ..	1	1	
9	278-18566-00-00	. PLATE, SIDE 2	1	1	
10	98701-05016-00	. SCREW, FLAT HEAD	1	1	
11	117-15644-00-00	. SHIM	1	1	
12	93440-25084-00	. CIRCLIP	1	1	
13	49A-15383-00-00	PLATE, BEARING COVER	1	1	
14	98701-06016-00	SCREW, FLAT HEAD	1	1	
15	4BR-18511-00-00	FORK, SHIFT 1	1	1	
16	4BR-18512-00-00	FORK, SHIFT 2	1	1	
17	4BR-18513-00-00	FORK, SHIFT 3	1	1	
18	4BR-18531-00-00	BAR, SHIFT FORK GUIDE 1 .	1	1	
19	4BR-18536-00-00	STOPPER, SHIFT BAR	1	1	
20	98701-06016-00	SCREW, FLAT HEAD	1	1	
21	4BR-18127-00-00	STOPPER, SCREW	1	1	
22	4BR-18140-00-00	STOPPER LEVER ASSY	1	1	
23	90508-241A9-00	SPRING, TORSION	1	1	



4BP010-1170

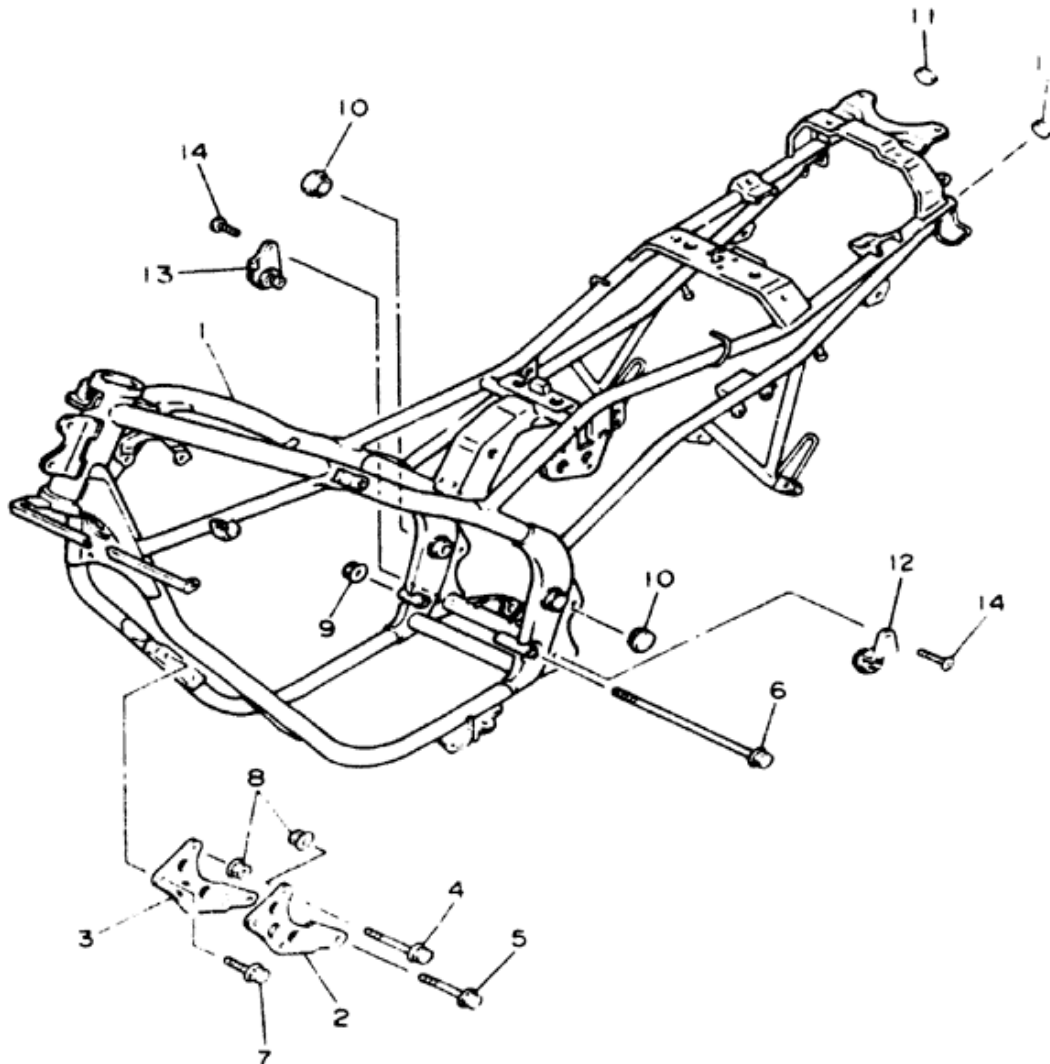
SHIFT SHAFT



Ref. No.	Part Number	Description	SD	SDC	Remarks
1	4BR-18120-00-00	SHIFT LEVER ASSY	1	1	
2	90508-08227-00	. SPRING, TENSION	1	1	
3	90508-292A0-00	SPRING, TORSION	1	1	
4	99008-10800-00	CIRCLIP	1	1	
5	90201-127J6-00	WASHER, PLATE	1	1	
6	93102-12108-00	OIL SEAL (SD 12-22-5 HS) ...	1	1	
7	90560-12211-00	SPACER	1	1	
8	4BR-18110-00-00	SHIFT PEDAL ASSY	1	1	
9	2H9-18154-00-00	. COVER, DUST	1	1	
10	132-18113-01-00	. COVER, SHIFT PEDAL	1	1	
11	4BR-18112-00-00	ARM, SHIFT	1	1	
12	2H9-18154-00-00	COVER, DUST	1	1	
13	97011-06020-00	BOLT	1	1	
14	26H-18115-00-00	ROD, SHIFT	1	1	
15	95303-06700-00	NUT	1	1	
16	90170-06228-00	NUT (COUNTER CLOCKWISE)	1	1	



4BP010-1180

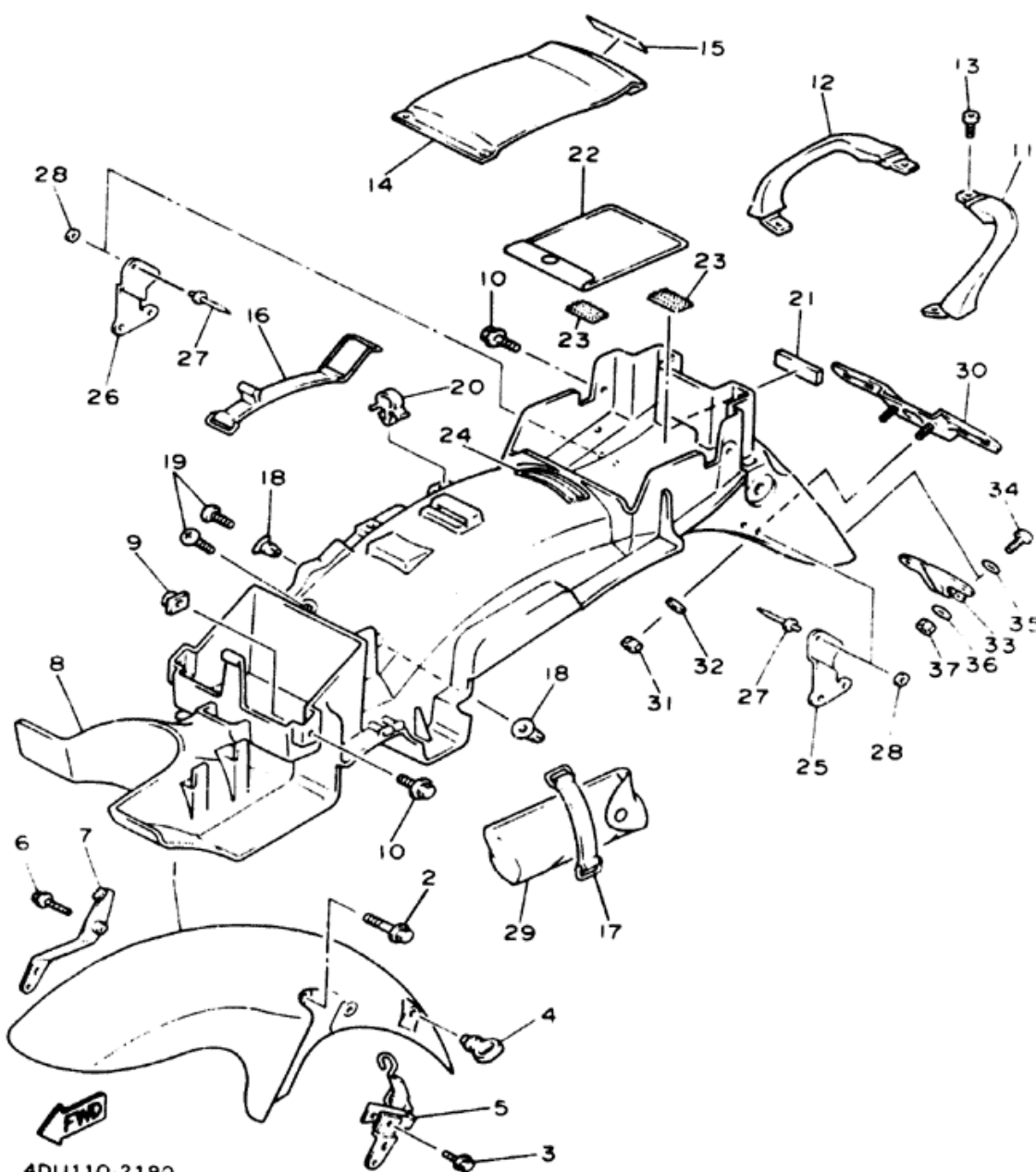


4BR351-2190

FRAME

Ref. No.	Part Number	Description	SD	SDC	Remarks
1	4BR-21110-00-P1	FRAME COMP.	1		UR VIVID RED COCKTAIL 1 NON-CA.
	4BR-21110-00-33	FRAME COMP.	1		UR YAMAHA BLACK NON-CA.
	4DU-21110-00-P2	FRAME COMP.		1	UR VIVID RED COCKTAIL 1 CA. ONLY
	4DU-21110-00-33	FRAME COMP.		1	UR YAMAHA BLACK CA. ONLY
2	4BP-21315-00-00	STAY, ENGINE 2	1	1	
3	4BP-21316-00-00	STAY, ENGINE 3	1	1	
4	90105-10253-00	BOLT, WASHER BASED	2	2	
5	90105-10142-00	BOLT, WASHER BASED	2	2	
6	90105-12523-00	BOLT, WASHER BASED	1	1	
7	95811-10016-00	BOLT, FLANGE (95821-10016-00)	4	4	
8	90179-10247-00	NUT	4	4	
9	90179-12421-00	NUT	1	1	
10	3SX-2135F-00-00	COVER	2	2	
11	1AA-2143A-00-00	CAP	2	2	
12	4BP-21445-00-00	STAY, MUFFLER 1	1	1	
13	4BP-21446-00-00	STAY, MUFFLER 2	1	1	
14	90157-08117-00	SCREW, PAN HEAD	2	2	

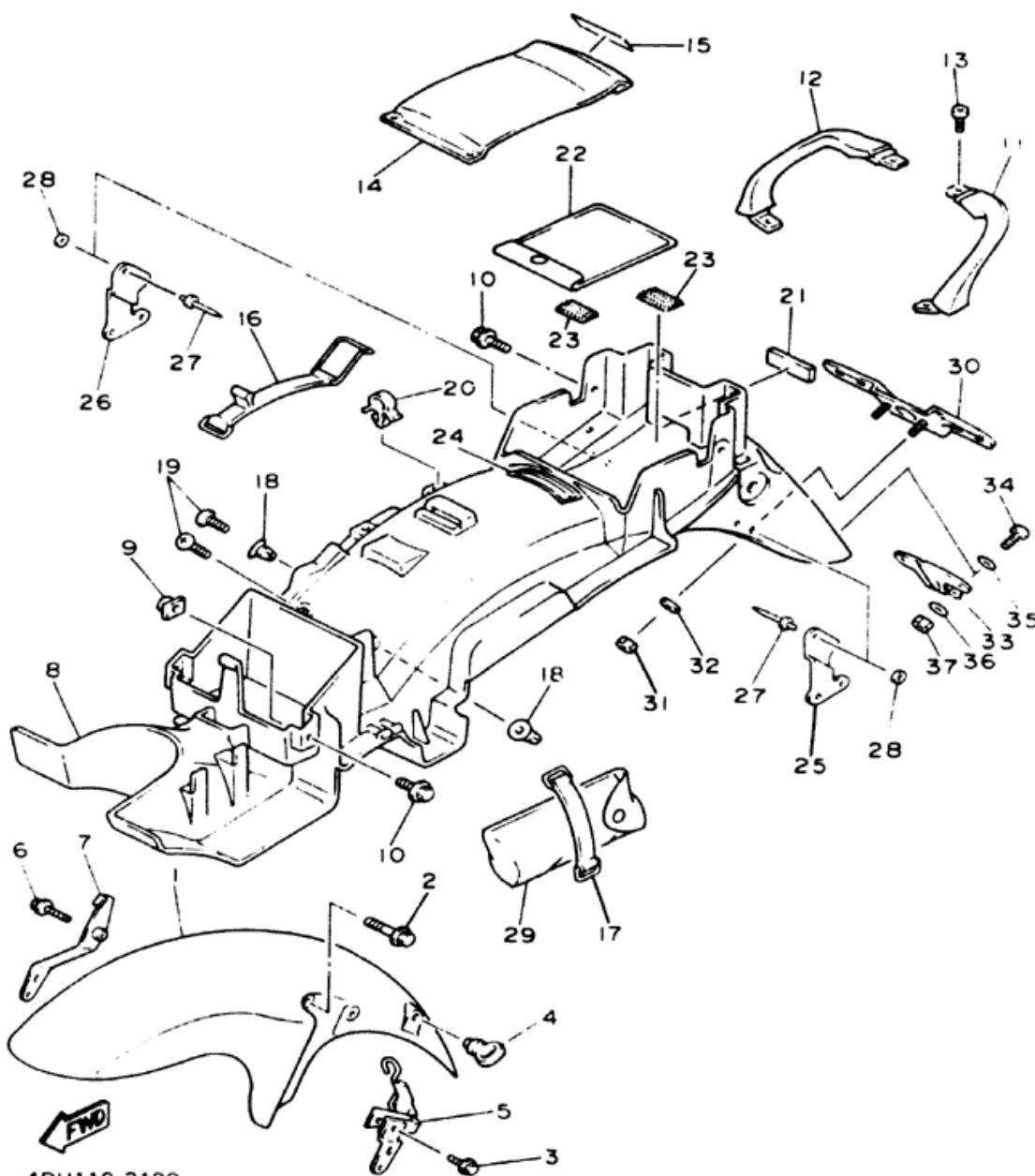
SEE SERVICE DATA, GRID J-ROW



4DU110-2190

FENDER

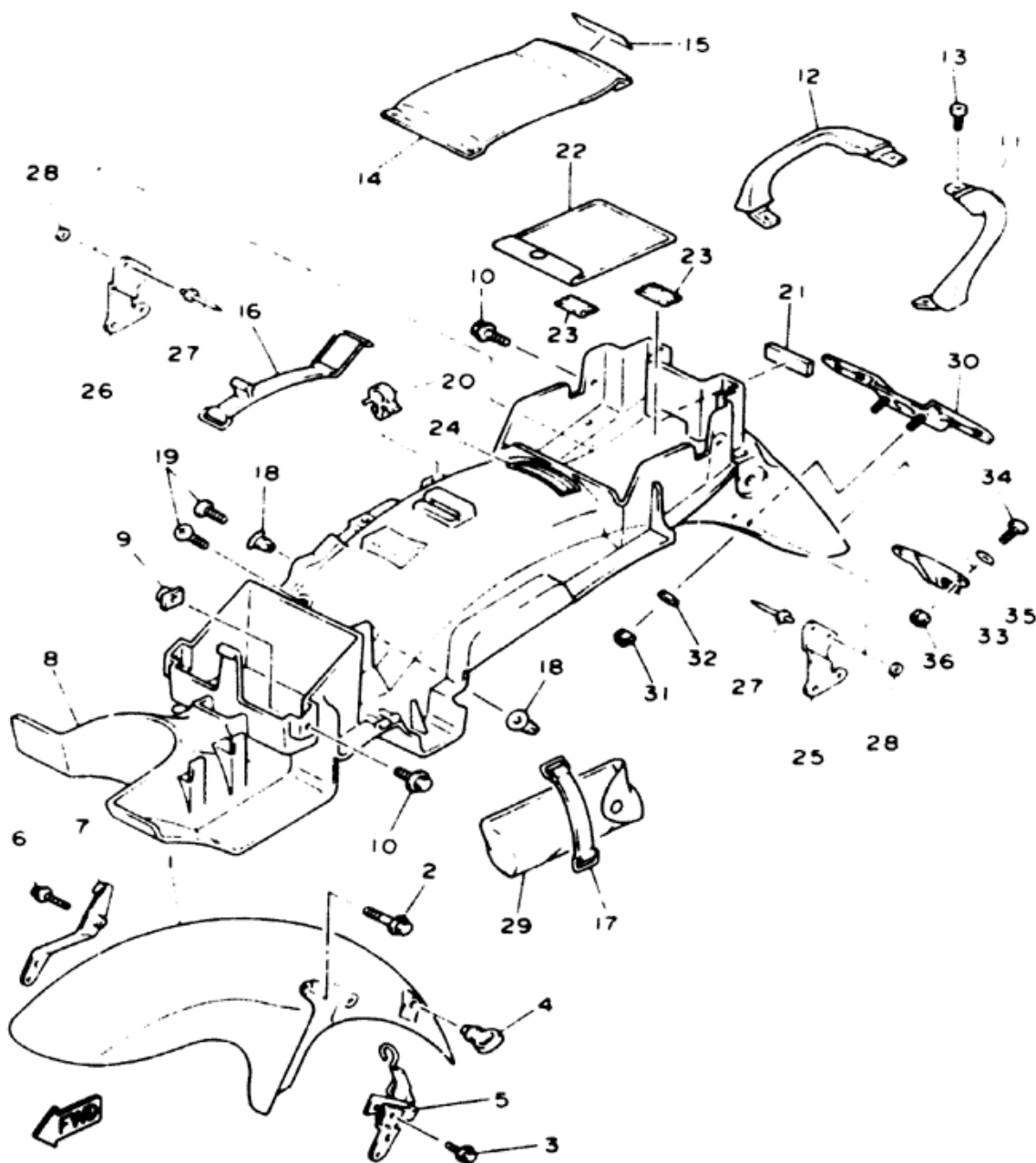
Ref. No.	Part Number	Description	SD	SDC	Remarks
1	4BP-21510-00-P2	FRONT FENDER COMP.	1		1 UR VIVID RED COCKTAIL 1
	4BP-21510-00-4B	FRONT FENDER COMP.	1		1 UR BLACK 2
2	90105-06456-00	BOLT, WASHER BASED	3		3
3	95023-06025-00	BOLT	1		1
4	1A8-21518-00-00	HOLDER, CABLE	1		1
5	4DU-25875-00-00	HOLDER, BRAKE HOSE 1	1		1
6	95023-06025-00	BOLT	1		1
7	4DU-21597-00-00	HOLDER,WIRE 1	1		1
8	4DU-21811-00-00	FENDER, REAR	1		1
9	31A-14477-00-00	PLATE	2		2
10	90119-06043-00	BOLT, W/WASHER	4		4
11	4BP-21644-00-00	STAY, REAR	1		1
12	4BP-21645-00-00	STAY, REAR	1		1
13	90109-060E9-00	BOLT	4		4
14	4BP-21651-00-P2	COVER, REAR FENDER	1		1 UR VIVID RED COCKTAIL 1
	4BP-21651-00-4B	COVER, REAR FENDER	1		1 UR BLACK 2
15	3KJ-21781-21-00	EMBLEM 1	1		1 UR FOR VRC 1
	3AA-21578-21-00	EMBLEM	1		1 UR FOR BL 2
16	4BP-82131-00-00	BAND, BATTERY	1		1
17	120-82131-00-00	BAND, BATTERY	1		1



4DU110-2190

FENDER

Ref. No.	Part Number	Description	SD	SDC	Remarks
18	90338-08226-00	PLUG	4	4	
19	97706-60016-00	SCREW, TAPPING	4	4	
20	90464-15157-00	CLAMP	1	1	
21	8U9-77162-00-00	STRIP, WEATHER 2	1	1	
22	4K5-28186-00-00	POUCH	1	1	
23	4K5-2814E-10-00	HOOK	2	2	
24	3JJ-28446-00-00	LABEL, CAUTION	1	1	
25	3LK-21688-00-00	BRACKET, REAR STAY	1	1	
26	3LK-21689-00-00	BRACKET, REAR STAY 2	1	1	
27	90267-40029-00	RIVET, BLIND	4	4	
28	90201-044A2-00	WASHER, PLATE	4	4	
29	1HX-28100-01-00	TOOL KIT	1	1	
30	1KH-84751-00-90	BRACKET, LICENSE	1	1	UNI-CHROME (BLACK CHROMATE)
31	95616-06100-00	NUT, U	2	2	
32	90201-06059-00	WASHER, PLATE	2	2	
33	4DU-85132-00-00	BRACKET, REFLECTOR 1	1	1	
34	98506-04010-00	SCREW, PAN HEAD	2	2	
35	92906-04600-00	WASHER, PLATE	2	2	
36	92990-04200-00	WASHER, PLAIN	2	2	
37	95602-04100-00	NUT, U	2	2	



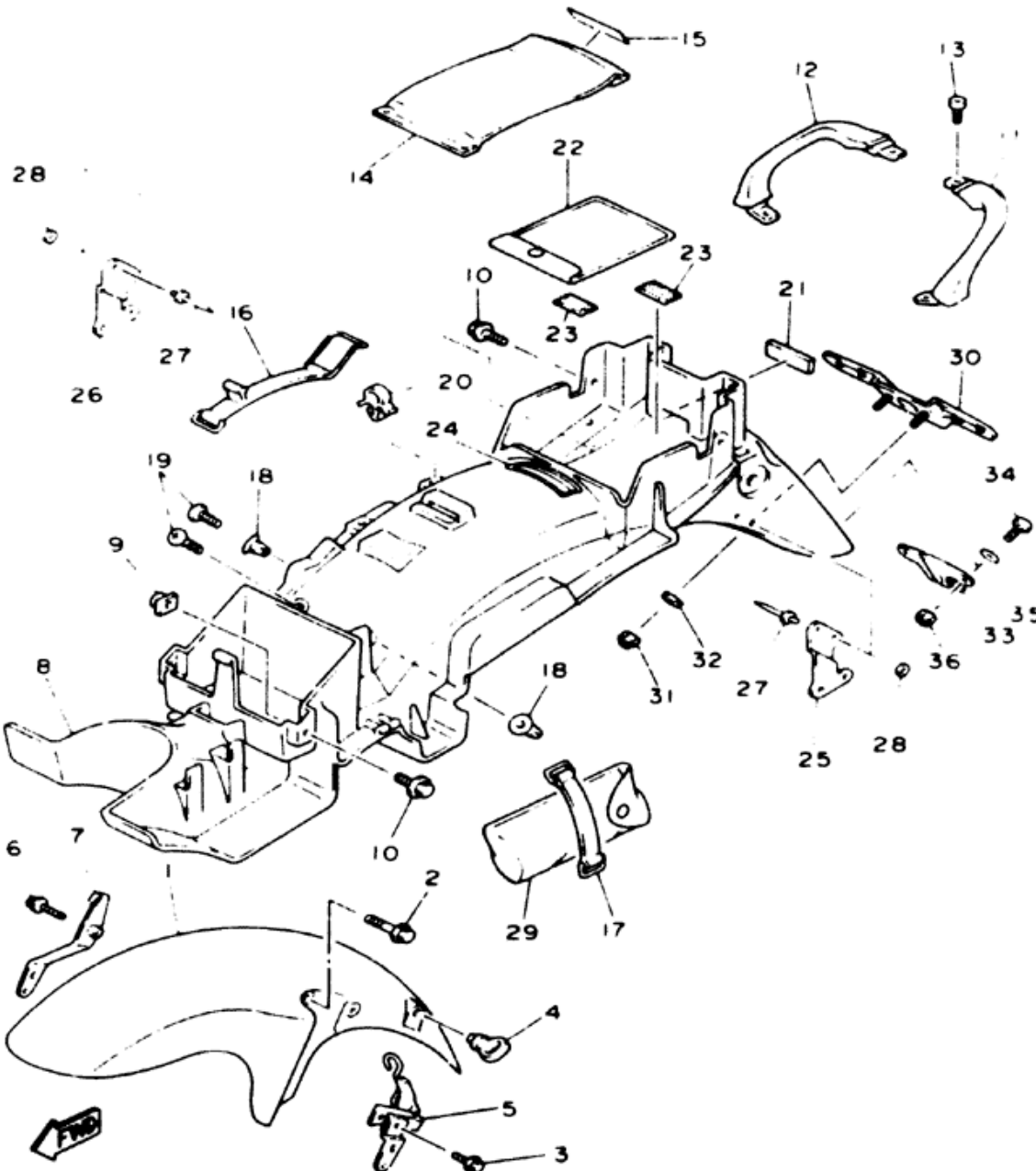
4DU110-3190

FENDER

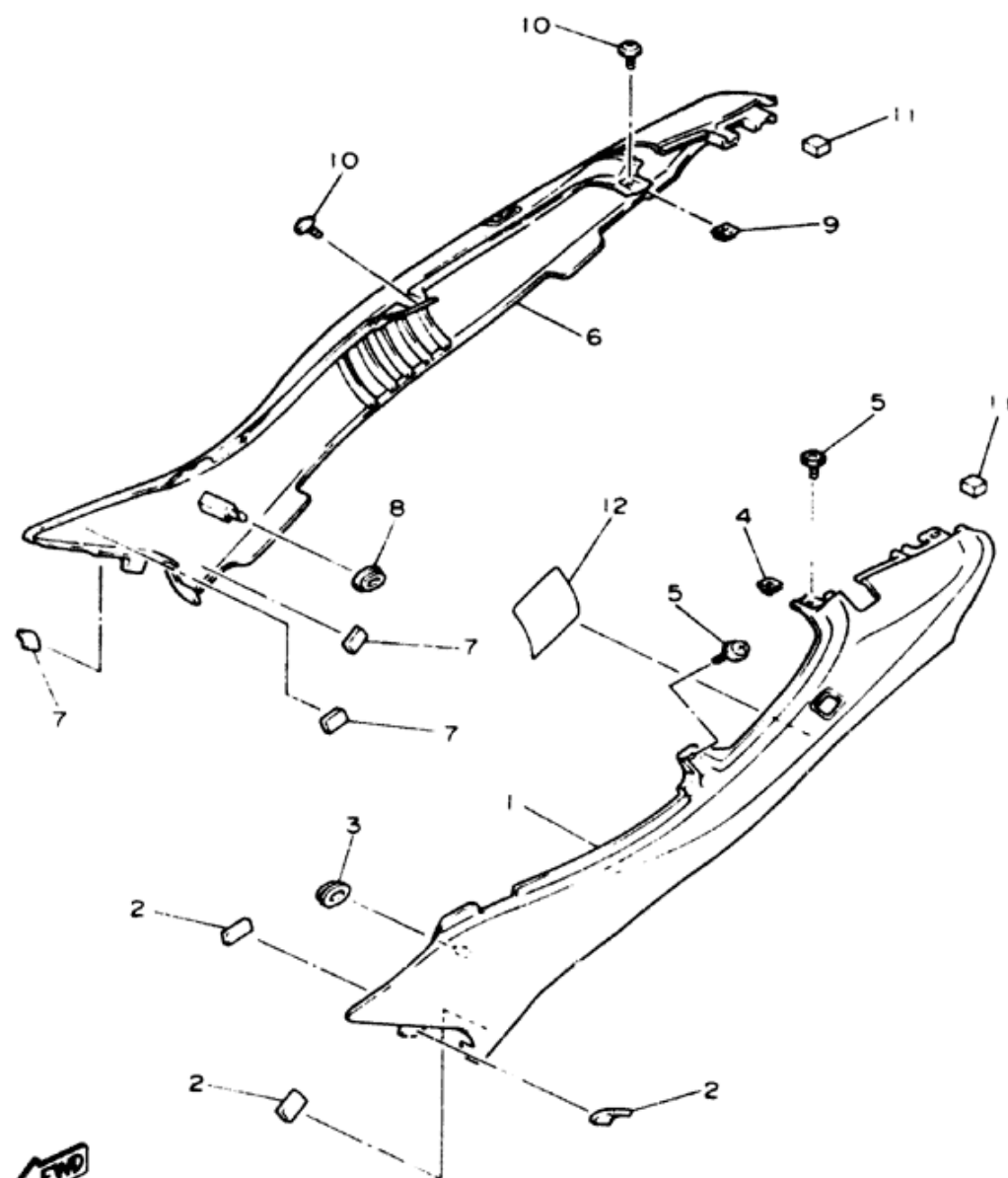
Ref. No.	Part Number	Description	SE	SEC	Remarks
1	4BP-21510-00-P1	FRONT FENDER COMP.	1	1	UR VERY DARK BLUE METALLIC 3
	4BP-21510-00-P2	FRONT FENDER COMP.	1	1	UR VIVID RED COCKTAIL 1
2	95023-06016-00	BOLT, WASHER BASED	3	3	
3	95023-06025-00	BOLT	1	1	
4	1A8-21518-00-00	HOLDER, CABLE	1	1	
5	4DU-25875-00-00	HOLDER, BRAKE HOSE 1	1	1	
6	95023-06025-00	BOLT	1	1	
7	4DU-21597-00-00	HOLDER, WIRE 1	1	1	
8	4DU-21611-00-00	FENDER, REAR	1	1	
9	31A-14477-00-00	PLATE	2	2	
10	90119-06043-00	BOLT, WITH WASHER	4	4	
11	4BP-21644-00-00	STAY, REAR	1	1	
12	4BP-21645-00-00	STAY, REAR	1	1	
13	90108-060E9-00	BOLT	4	4	
14	4BP-21651-00-P1	COVER, REAR FENDER	1	1	UR VERY DARK BLUE METALLIC 3
	4BP-21651-00-P2	COVER, REAR FENDER	1	1	UR VIVID RED COCKTAIL 1
15	3KJ-21781-21-00	EMBLEM 1	1	1	UR VIVID RED COCKTAIL 1
	4BP-21578-00-00	EMBLEM	1	1	UR VERY DARK BLUE METALLIC 3
16	4BP-82131-00-00	BAND, BATTERY	1	1	
17	120-82131-00-00	BAND, BATTERY	1	1	
18	90338-08226-00	PLUG	4	4	

FENDER

Ref. No.	Part Number	Description	SE	SEC	Remarks
19	97706-80016-00	SCREW, TAPPING	4	4	
20	90464-15157-00	CLAMP	1	1	
21	8U9-77182-00-00	STRIP, WEATHER 2	1	1	
22	4K5-28186-00-00	POUCH	1	1	
23	4K5-2814E-10-00	HOOK	2	2	
24	3JJ-28446-00-00	LABEL, CAUTION	1	1	
25	3LK-21688-00-00	BRACKET, REAR STAY	1	1	
26	3LK-21689-00-00	BRACKET, REAR STAY 2	1	1	
27	90267-40029-00	RIVET, BLIND	4	4	
28	90201-044A2-00	WASHER, PLATE	4	4	
29	1HX-28100-01-00	TOOL KIT	1	1	
30	1KH-84751-00-90	BRACKET, LICENSE	1	1	UNI-CHROME (BLACK CHROMATE)
31	95616-06100-00	NUT, U	2	2	
32	90201-06059-00	WASHER, PLATE	2	2	
33	4DU-85132-00-00	BRACKET, REFLECTOR 1	1	1	
34	90149 04278-00	SCREW	2	2	
35	90201-047A2-00	WASHER, PLATE	2	2	
36	95602-04100-00	NUT, U	2	2	



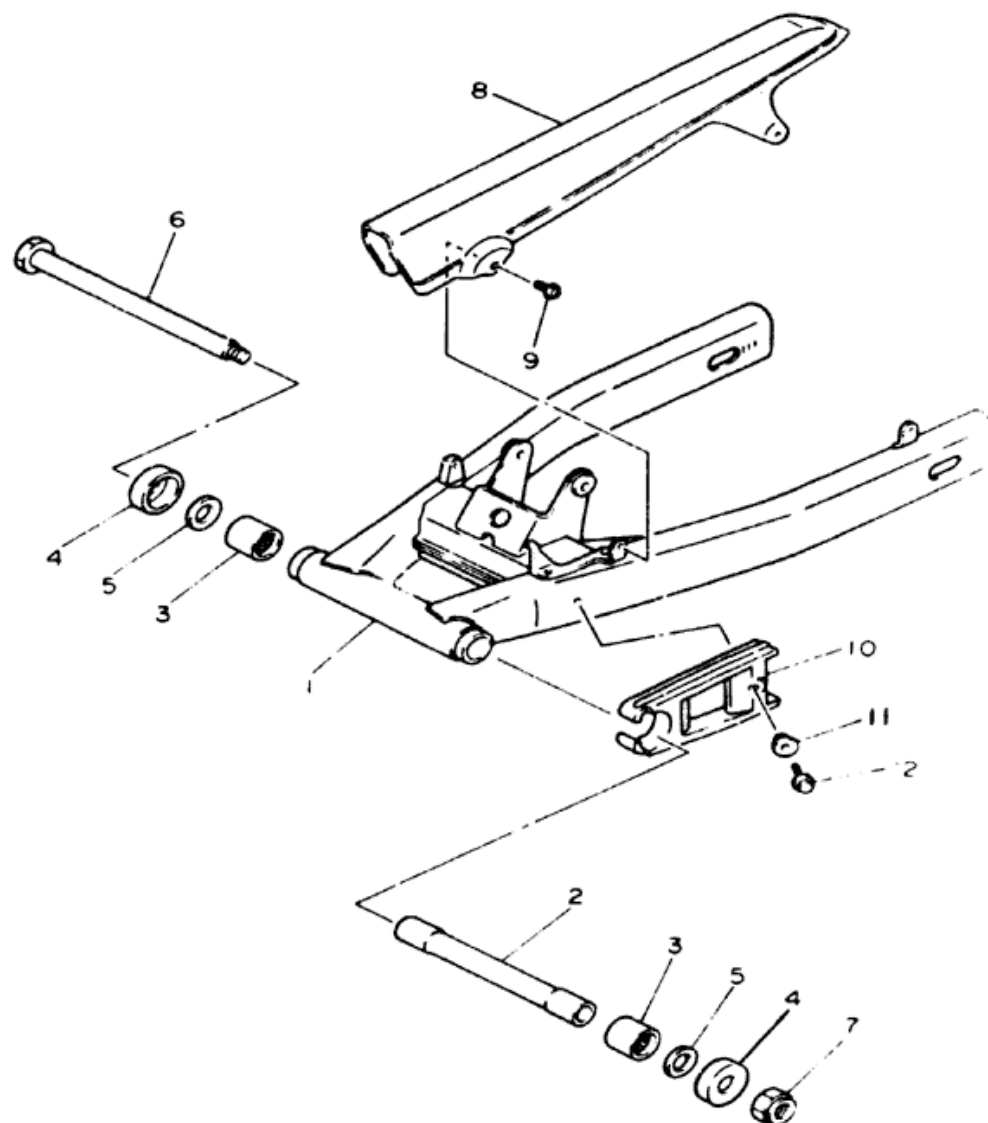
4DU110-3190



4DU110-2200

SIDE COVER

Ref. No.	Part Number	Description	SD	SDC	Remarks
1	4BP-21711-01-P2	COVER, SIDE 1	1	1	UR VIVID RED COCKTAIL BLACK 2
	4BP-21711-01-4B	COVER, SIDE 1	1	1	UR BLACK 2
2	18A-21778-00-00	PROTECTOR, FUEL TANK (2JX-24141-00-00)	3	3	
3	90480-01401-00	GROMMET	1	1	
4	90183-05024-00	NUT, SPRING	1	1	
5	90159-05163-00	SCREW, W/WASHER	2	2	
6	4BP-21721-01-P2	COVER, SIDE 2	1	1	UR VIVID RED COCKTAIL BLACK 2
	4BP-21721-01-4B	COVER, SIDE 2	1	1	UR BLACK 2
7	18A-21778-00-00	PROTECTOR, FUEL TANK (2JX-24141-00-00)	3	3	
8	90480-01401-00	GROMMET	1	1	
9	90183-05024-00	NUT, SPRING	1	1	
10	90159-05163-00	SCREW, W/WASHER	2	2	
11	34M-2139X-00-00	DAMPER	2	2	
12	4DU-2179V-00-00	PLATE, EPA	1		UR NON CA. UR FOR CA.
	4DU-2179R-00-00	PLATE, EPA	1		



SWING ARM

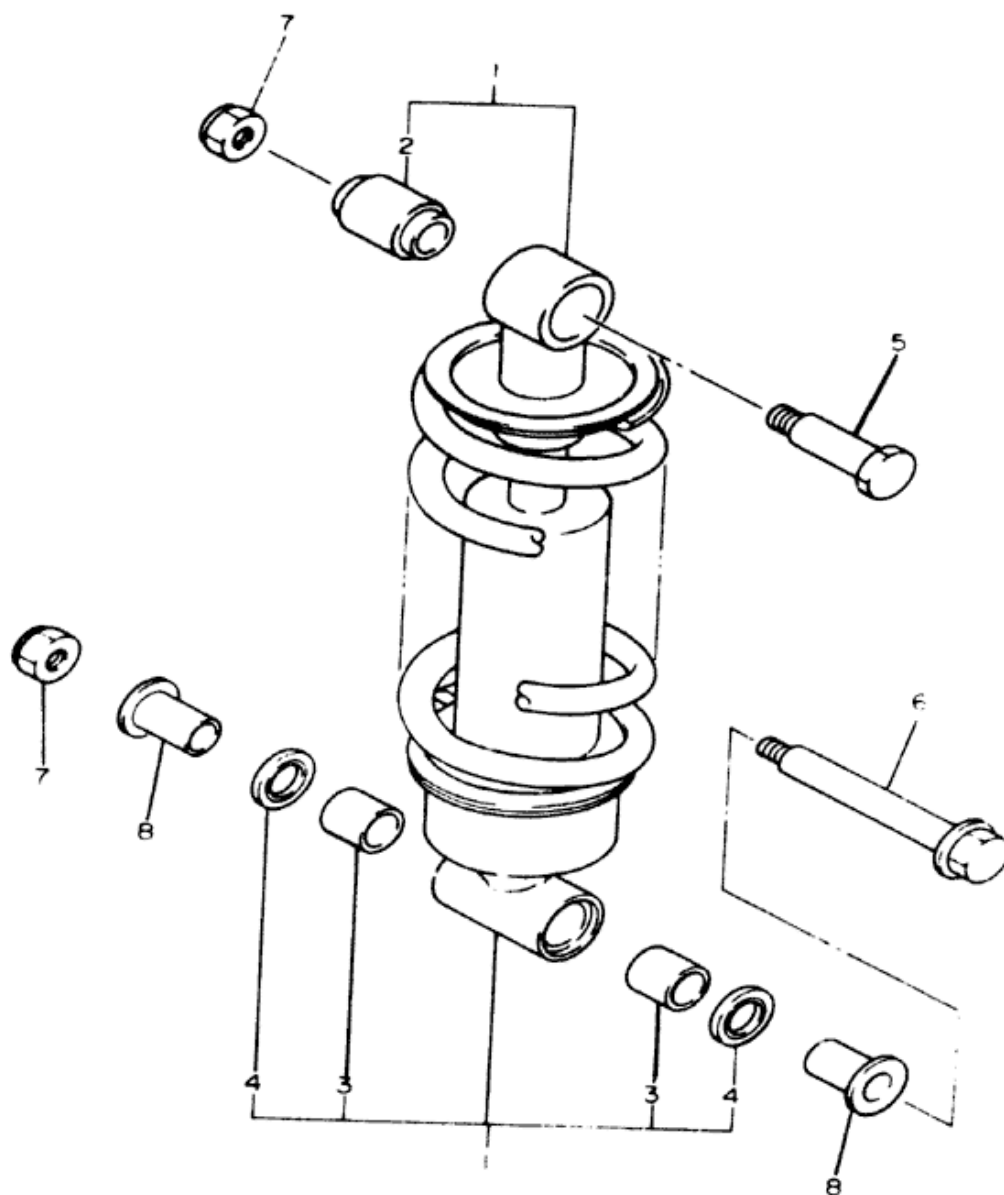
Ref. No.	Part Number	Description	SD	SDC	Remarks
1	4BP-22110-00-WL	REAR ARM COMP.1	1	1	STARDUST SILVER
2	33M-22184-00-00	BUSH	1	1	
3	93320-32403-00	BEARING	2	2	
4	4X7-22129-00-00	COVER, THRUST 2	2	2	
5	90201-181J3-00	WASHER, PLATE	2	2	
6	3LN-22141-60-00	SHAFT, PIVOT	1	1	
7	90185-14070-00	NUT, SELF-LOCKING	1	1	
8	1KT-22311-00-00	CASE, CHAIN	1	1	
9	90159-08175-00	SCREW, W/WASHER	2	2	
10	3YX-22151-00-00	SEAL, GUARD	1	1	
11	90387-083Y8-00	COLLAR	1	1	
12	95816-08016-00	BOLT, FLANGE	1	1	



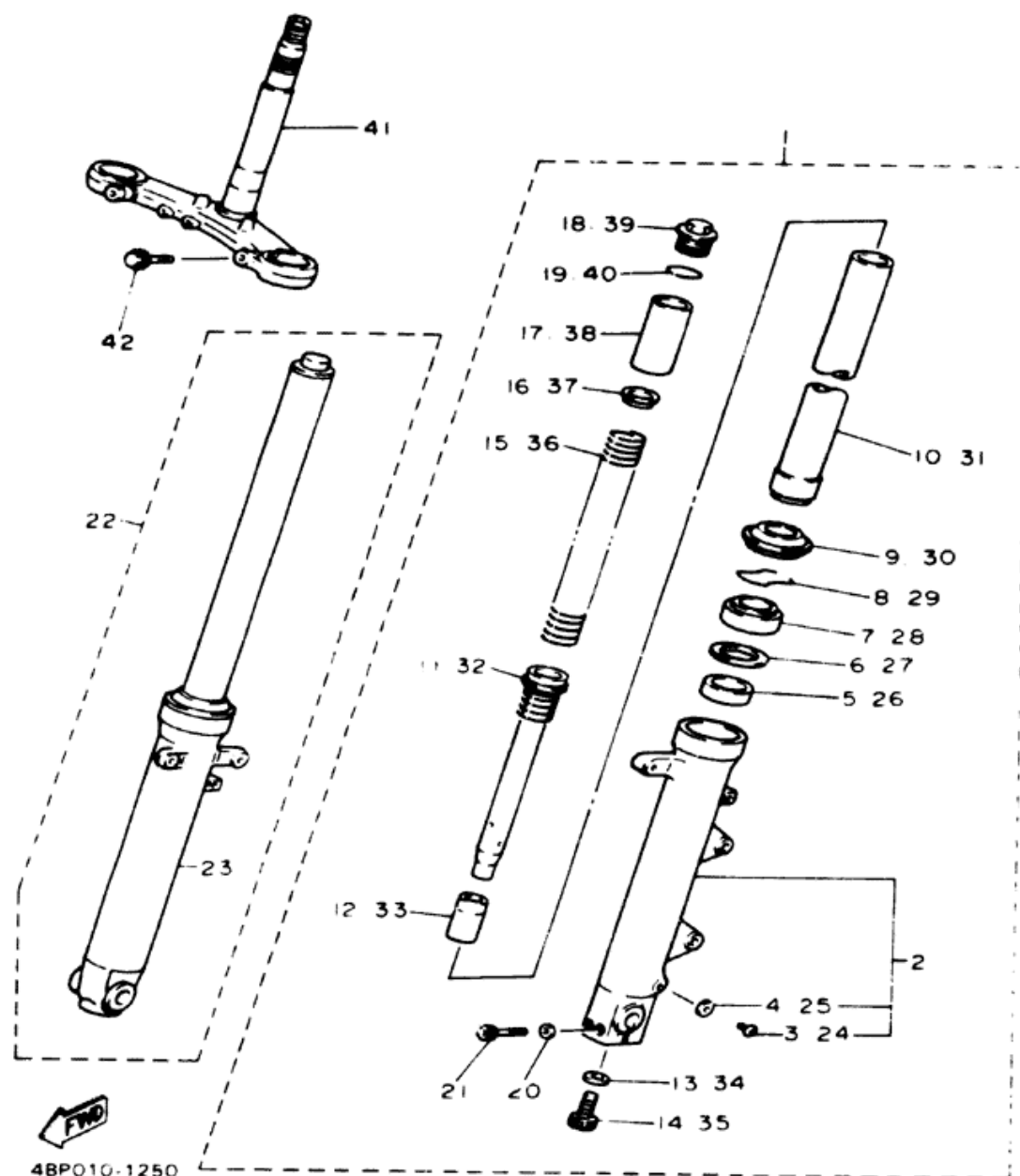
4BR351-2220

REAR SHOCKS

Ref. No.	Part Number	Description	SD	SDC	Remark
1	4BR-22210-00-00	SHOCK ABSORBER ASSY, REAR (4DU-22210-00-00)	1	1	
2	34L-22216-00-00	. BUSH, REAR SHOCK ABSORBER	1	1	
3	93109-12020-00	. OIL SEAL	2	2	
4	90384-18157-00	. BUSH, BIMETAL FORMED	2	2	
5	90101-12558-00	BOLT	1	1	
6	90105-12012-00	BOLT, WASHER BASED	1	1	
7	95601-12200-00	NUT, SELF-LOCKING	2	2	
8	90387-123X6-00	COLLAP.	2	2	



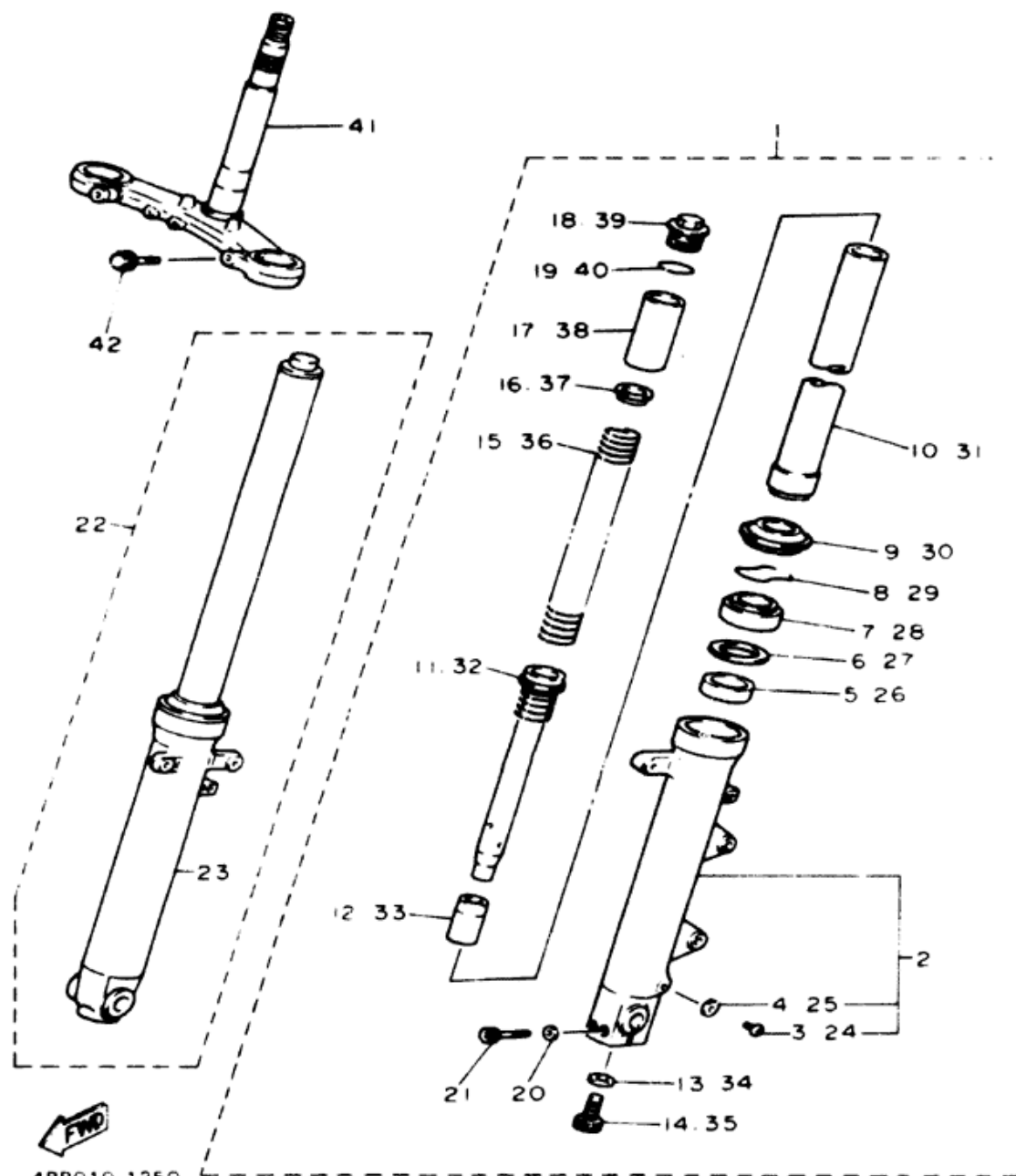
4BP010-1230



FRONT FORK

Ref. No.	Part Number	Description	CD	SDC	Remarks
1	4BR-23102-00-00	FRONT FORK ASSY (LH)	1		
2	4BP-23128-00-00	TUBE, OUTER 1	1		
3	4H7-23119-00-00	PLUG, DRAIN	1		
4	122-23129-00-00	GASKET, DRAIN PLUG	1		
5	2YK-23125-00-00	METAL, SLIDE 1	1		
6	4V2-23146-L0-00	WASHER, OIL SEAL	1		
7	3EN-23145-00-00	OIL SEAL	1		
8	3R4-23153-00-00	RING, SNAP	1		
9	3EN-23144-00-00	SEAL, DUST	1		
10	3YX-23110-00-00	INNER TUBE COMP.1	1		
11	4BR-23170-00-00	CYLINDER COMP., FRONT FORK	1		
12	2YK-23173-00-00	SPINDLE, TAPER	1		
13	509-23158-L0-00	GASKET	1		
14	278-23181-50-00	BOLT, HEXAGON SOCKET HEAD	1		
15	4BP-23141-00-00	SPRING, FRONT FORK	1		
16	1FK-23142-00-00	SEAT, SPRING UPPER	1		
17	26H-23118-00-00	SPACER	1		
18	3EN-23111-00-00	BOLT, CAP	1		
19	1W4-23114-L0-00	GASKET	1		
20	90201-08085-00	WASHER, PLATE	2		
21	91311-08035-00	BOLT	2		

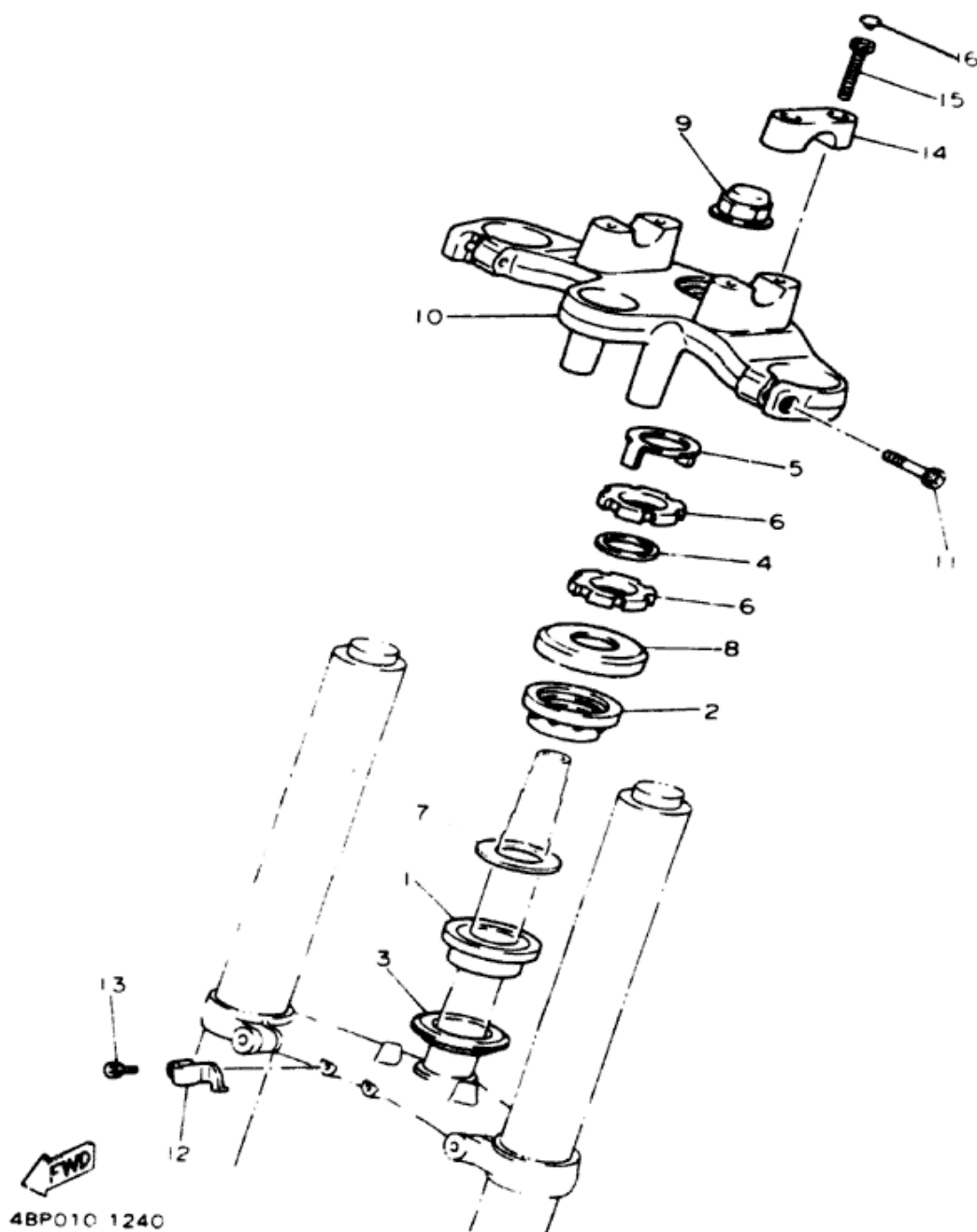
SEE SERVICE DATA, GRID J-ROW



FRONT FORK

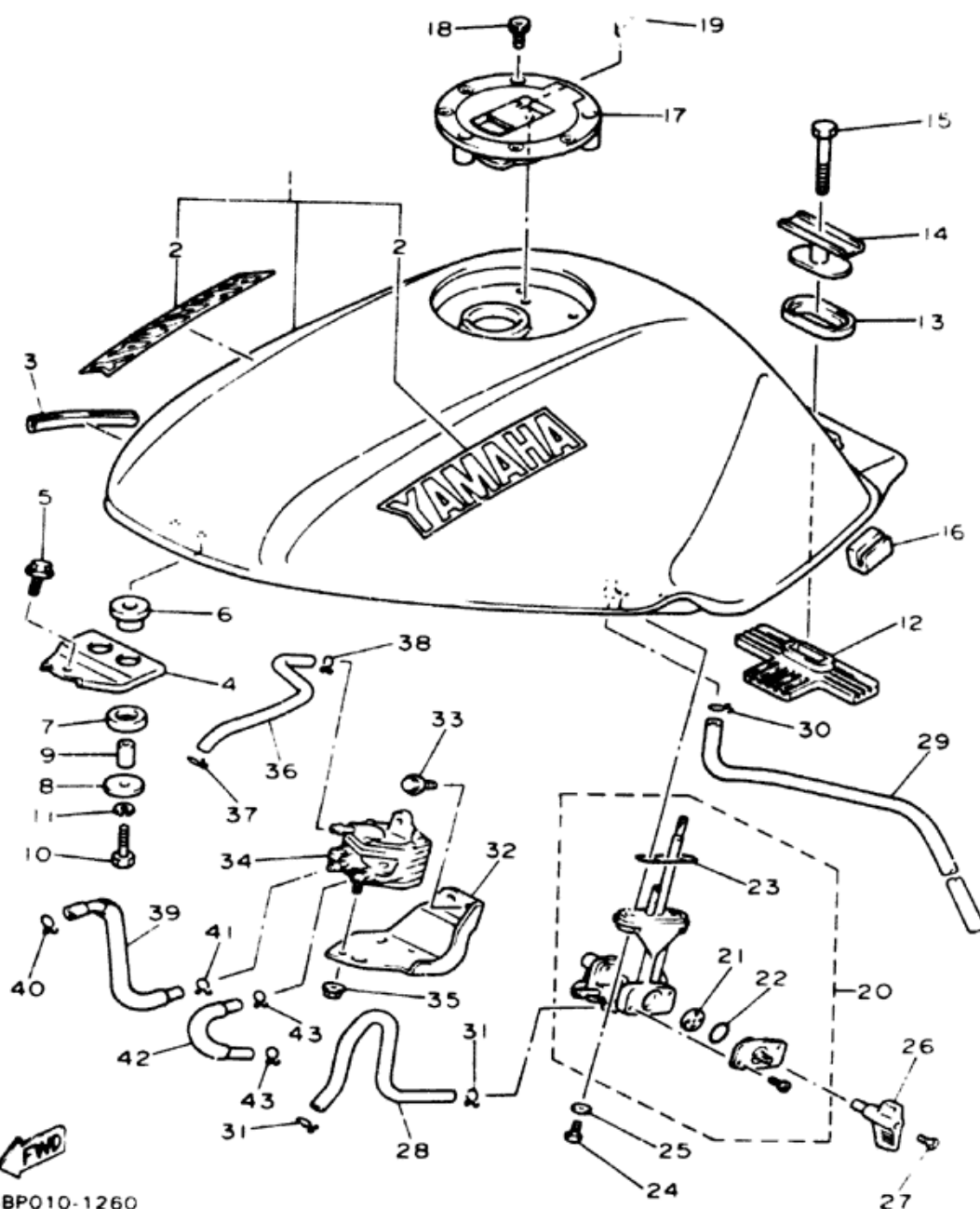
Ref. No.	Part Number	Description	SD	SDC	Remark
22	4BR-23103-00-00	FRONT FORK ASSY (R.H) ...	1	1	
23	4BP-23136-00-00	TUBE, OUTER 2	1	1	
24	4H7-23119-00-00	PLUG, DRAIN	1	1	
25	122-23129-00-00	GASKET, DRAIN PLUG	1	1	
26	2YK-23125-00-00	METAL, SLIDE 1	1	1	
27	4V2-23146-L0-00	WASHER, OIL SEAL	1	1	
28	3EN-23145-00-00	OIL SEAL	1	1	
29	3R4-23153-00-00	RING, SNAP	1	1	
30	3EN-23144-00-00	SEAL, DUST	1	1	
31	3YX-23110-00-00	INNER TUBE COMP.1	1	1	
32	4BR-23170-00-00	CYLINDER COMP., FRONT FORK	1	1	
33	2YK-23173-00-00	SPINDLE, TAPER	1	1	
34	509-23158-L0-00	GASKET	1	1	
35	278-23181-50-00	BOLT, HEXAGON SOCKET HEAD	1	1	
36	4BP-23141-00-00	SPRING, FRONT FORK	1	1	
37	1FK-23142-00-00	SEAT, SPRING UPPER	1	1	
38	26H-23118-00-00	SPACER	1	1	
39	3EN-23111-00-00	BOLT, CAP	1	1	
40	1W4-23114-L0-00	GASKET	1	1	
41	4BP-23340-00-00	UNDER BRACKET COMP.	1	1	
42	2NX-23356-00-00	BOLT 2	2	2	

SEE SERVICE DATA, GRID J-ROW



STEERING

Ref. No.	Part Number	Description	SD	CDC	Remarks
1	93399-99931-00	BEARING	1	1	
2	93399-99932-00	BEARING	1	1	
3	3FV-23462-00-00	SEAL, STEERING	1	1	
4	90202-24190-00	WASHER, PLATE	1	1	
5	26H-23418-01-00	WASHER, SPECIAL	1	1	
6	90179-25033-00	NUT	2	2	
7	90202-26142-00	WASHER, PLATE	1	1	
8	3HE-23416-00-00	COVER, BALL RACE 2	1	1	
9	90176-22050-00	NUT, CROWN	1	1	
10	4BP-23435-00-00	CROWN, HANDLE	1	1	
11	91311-08030-00	BOLT	2	2	
12	4BP-25886-00-00	HOLDER, BRAKE HOSE	1	1	
13	91316-06016-00	BOLT	1	1	
14	4H7-23441-00-P0	HOLDER, HANDLE UPPER ..	2	2	LIGHT GRAY METALLIC 1
15	91311-08030-00	BOLT	4	4	
16	341-23469-00-00	CAP, BOLT	4	4	



4BP010-1260

FUEL TANK (NON-CALIFORNIA MODEL)

Ref. No.	Part Number	Description	SD	SDC	Remarks
23	4X8-24512-00-00	O-RING	1		
24	90149-06008-00	SCREW	2		
25	90202-05193-00	WASHER, PLATE	2		
26	3HE-24524-00-00	LEVER, COCK	1		
27	98606-04016-00	SCREW, OVAL HEAD	1		
28	90445-09683-00	HOSE	1		
29	90445-103E6-00	HOSE	1		
30	90467-09006-00	CLIP	1		
31	90467-08021-00	CLIP	2		

NON-CALIFORNIA MODEL

32	4BP-24216-00-00	STAY	1		
33	95021-06014-00	BOLT, FLANGE	2		
34	3LD-13910-00-00	FUEL PUMP ASSY	1		
35	95701-05500-00	NUT, FLANGE	2		
36	90445-10752-00	HOSE	1		
37	90467-08017-00	CLIP	1		
38	90467-09006-00	CLIP	1		
39	4BR-14294-00-00	HOSE	1		
40	90467-11102-00	CLIP	1		
41	90467-10008-00	CLIP	1		
42	4BR-24311-00-00	PIPE, FUEL 1	1		
43	90467-10008-00	CLIP	2		

NON-CALIFORNIA MODEL

SEE SERVICE DATA, GRID J-ROW

FUEL TANK (NON-CALIFORNIA MODEL)

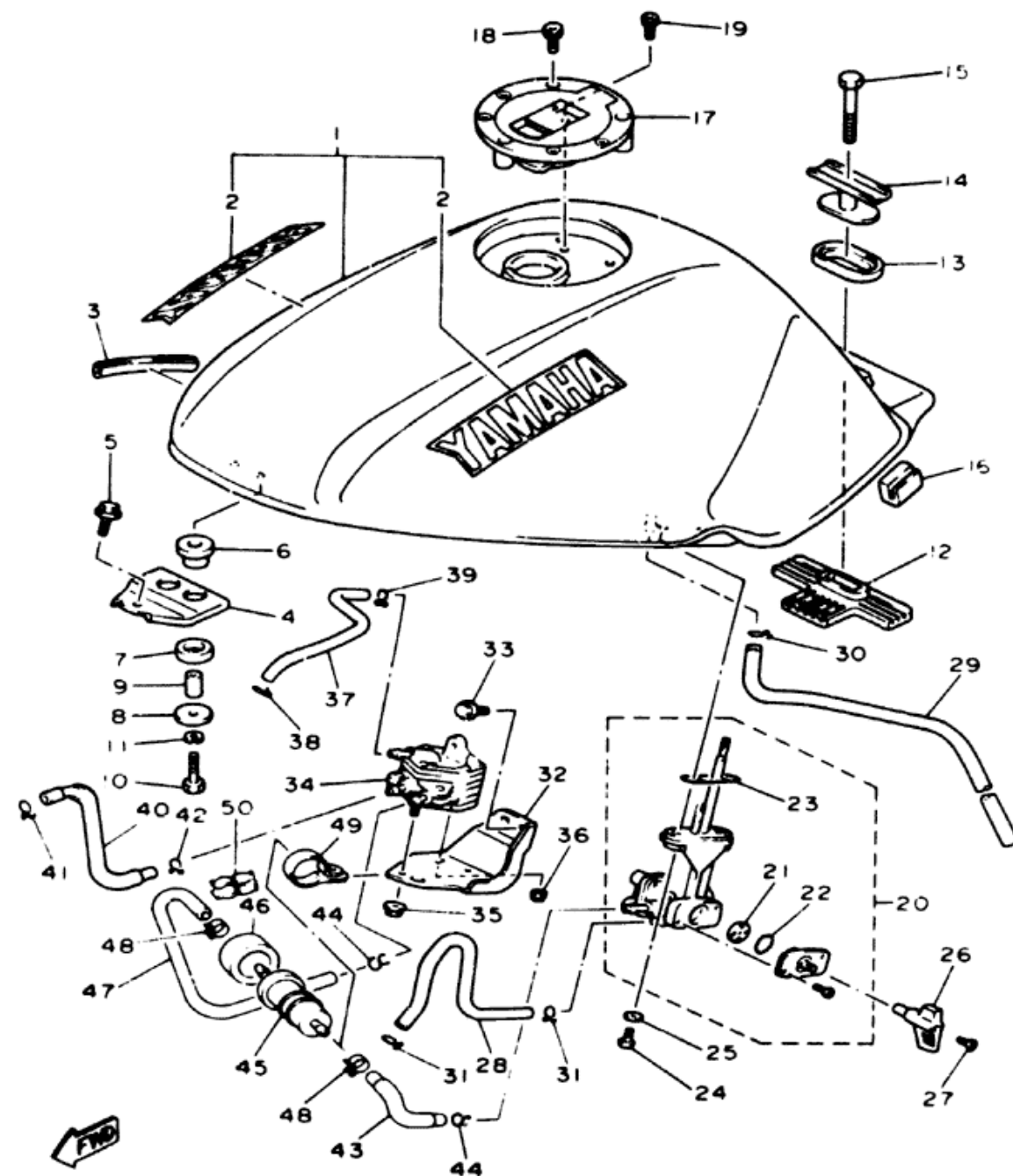
Ref. No.	Part Number	Description	SE	SEC	Remarks
17	3WP-24802-00-00	CAP ASSY	1		
18	90110-05112-00	BOLT, HEXAGON SOCKET HEAD	3		
19	91311-05010-00	BOLT	1		
20	4BP-24500-00-00	FUEL COCK ASSY 1	1		
21	3AJ-24523-00-00	. VALVE	1		
22	3AJ-24534-00-00	. SEAL, COCK	1		
23	4X8-24512-00-00	. O-RING	1		
24	90149-06008-00	SCREW	2		
25	90202-05193-00	WASHER, PLATE	2		

NON-CALIFORNIA MODEL

26	3HE-24524-00-00	LEVER, COCK	1		
27	98606-04016-00	SCREW, OVAL HEAD	1		
28	9C445-09883-00	HOSE	1		
29	90445-103E8-00	HOSE	1		
30	90467-09006-00	CLIP	1		
31	90467-08021-00	CLIP	2		
32	4BP-24216-00-00	STAY	1		
33	95021-06014-00	BOLT, FLANG	2		

NON-CALIFORNIA MODEL

SEE SERVICE DATA, GRID J-ROW



FUEL TANK (NON-CALIFORNIA MODEL)

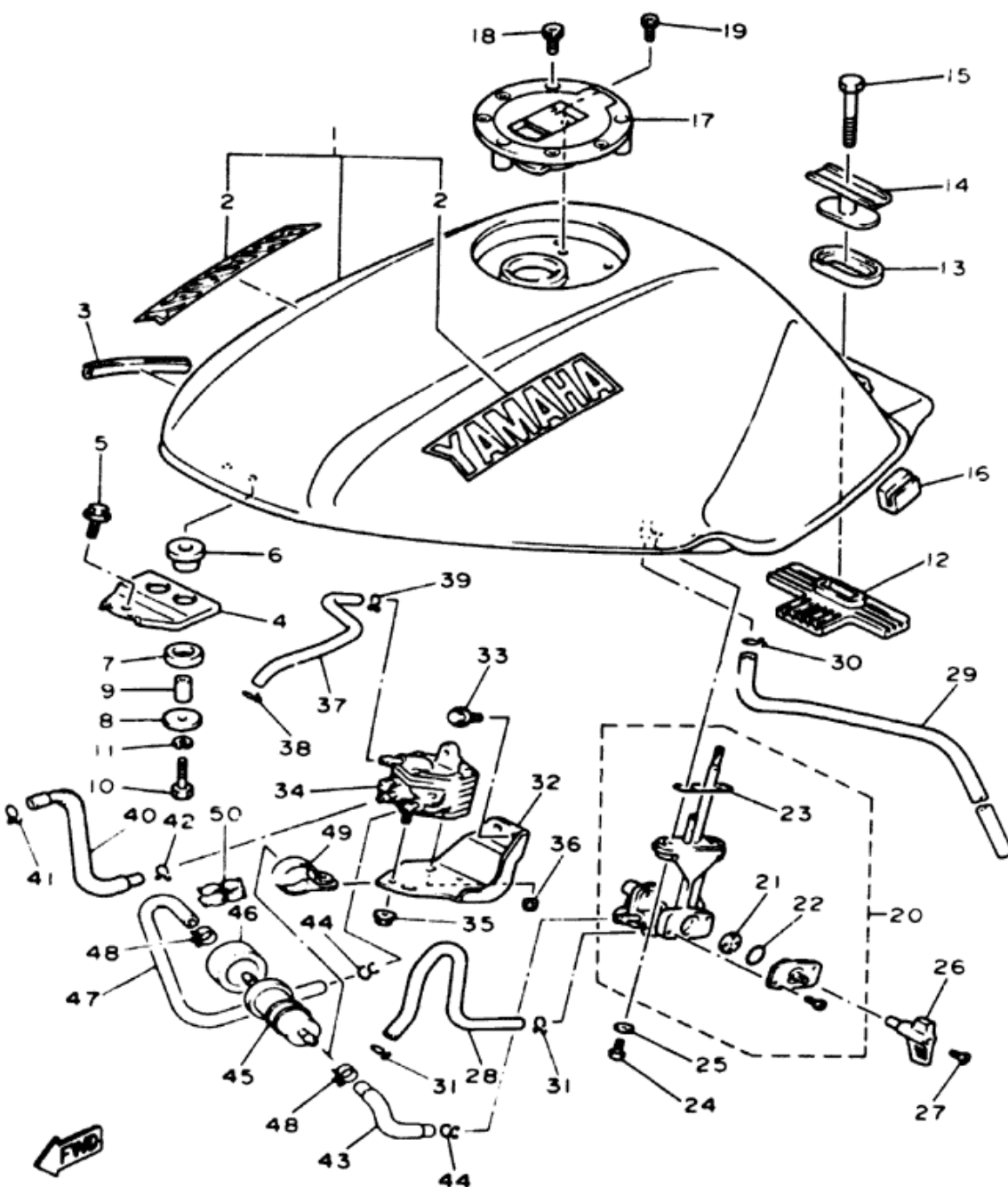
Ref. No.	Part Number	Description	SE	SEC	Remarks
34	4BR-13910-00-00	FUEL PUMP ASSY	1		
35	95701-05500-00	NUT, FLANGE	1		
36	95601-05200-00	NUT, SELF-LOCKING	1		
37	90445-10752-00	HOSE	1		
38	90467-08017-00	CLIP	1		
39	90467-09006-00	CLIP	1		
40	4BR-14294-00-00	HOSE	1		
41	90467-11102-00	CLIP	1		

NON-CALIFORNIA MODEL

42	90467-10008-00	CLIP	1		
43	4BR-24311-00-00	PIPE, FUEL 1	1		
44	90467-10008-00	CLIP	2		
45	1FK-24560-00-00	FILTER ASSY	1		
46	8Y1-21998-00-00	SPACER	1		
47	1HX-24312-00-00	PIPE 2	1		
48	90467-12053-00	CLIP (90467-11044)	2		
49	4BR-24366-00-00	CLAMP, FUEL PIPE 1	1		
50	90464-17176-00	CLAMP	1		NON-CA
	90464-17176-00	CLAMP	2		FOR CA

NON-CALIFORNIA MODEL

SEE SERVICE DATA, GRID J-ROW



FUEL TANK (CALIFORNIA MODEL ONLY)

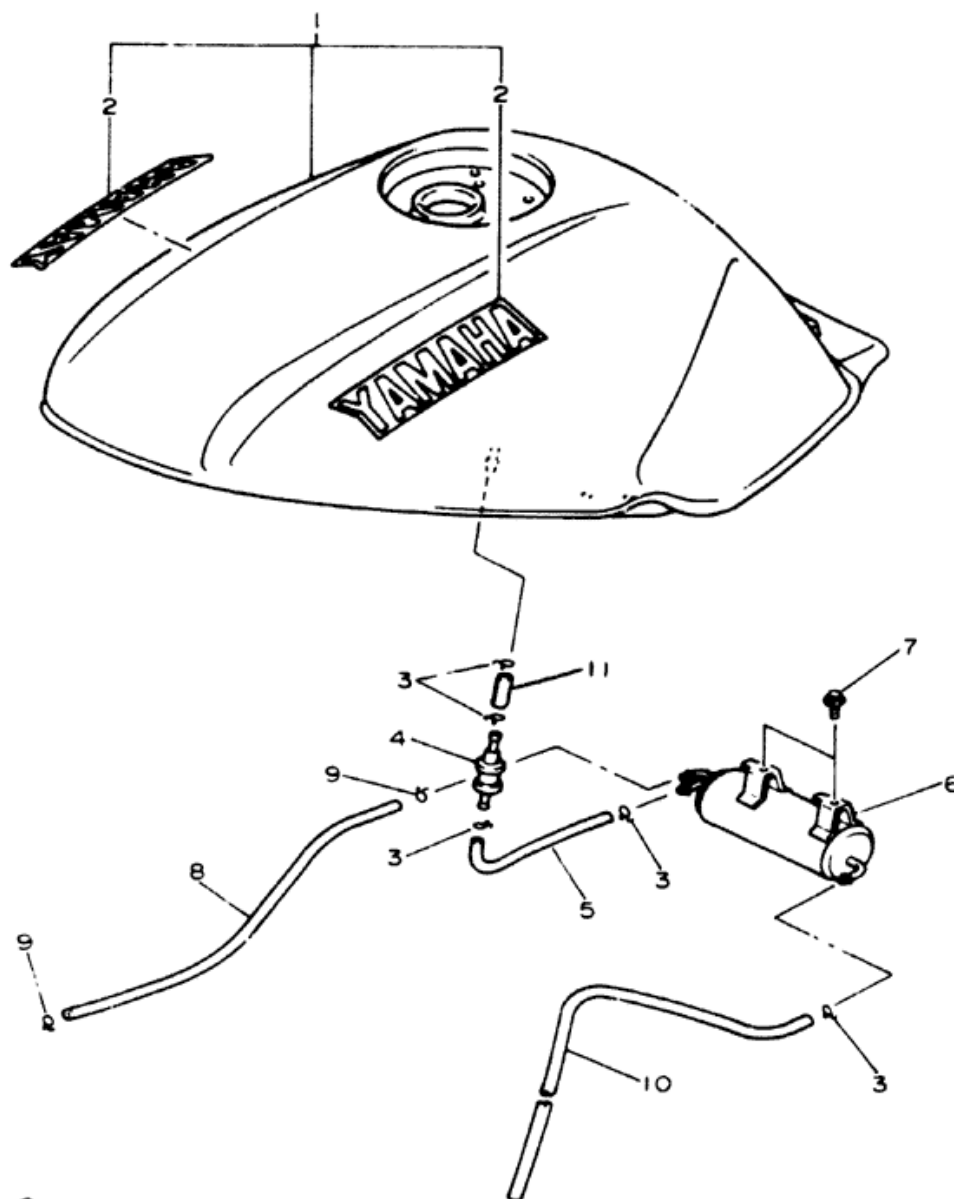
Ref. No.	Part Number	Description	SD	SDC	Remarks
1	4BP-24110-20-01	FUEL TANK COMP	1		UR VIVID RED COCKTAIL 1
	4BP-24110-20-02	FUEL TANK COMP	1		UR BLACK 2
2	99226-00035-00	. EMBLEM, YAMAHA	2		
3	90467-10008-00	CLIP	5		
4	25H-24180-00-00	ROLL OVER VALVE	1		
5	1UA-24311-00-00	PIPE, FUEL	1		

CALIFORNIA MODEL ONLY

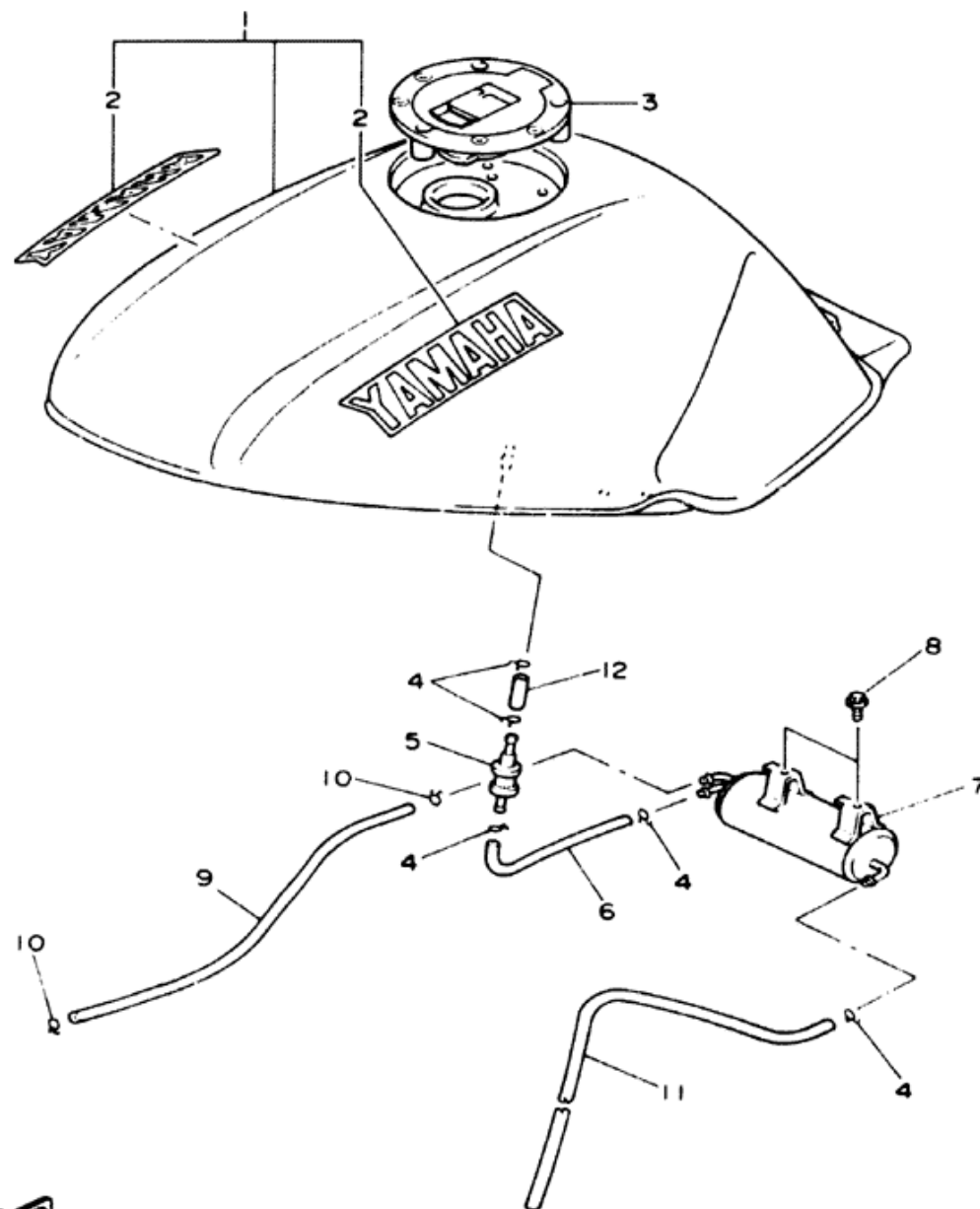
6	4DU-24170-00-00	CANISTER ASSY	1		
7	95023-06012-00	BOLT, FLANGE	2		
8	90445-10144-00	HOSE	1		
9	90467-09006-00	CLIP	2		
10	2LJ-24311-00-00	PIPE, FUEL	1		
11	90445-11697-00	HOSE	1		

CALIFORNIA MODEL ONLY

SEE SERVICE DATA, GRID J-ROW



4DU110-2460



FUEL TANK (CALIFORNIA MODEL ONLY)

Ref. No.	Part Number	Description	SE	SEC	Remarks
1	4BP-24110-20-01	FUEL TANK COMP	1		UR VIVID RED COCKTAIL
	4BP-24110-20-03	FUEL TANK COMP	1		UR VERY DARK BLUE METALLIC 3
2	99226-00035-00	. EMBLEM, YAMAHA	2		
3	1LJ-24602-03-00	CAP ASSY	1		
4	90467-10008-00	CLIP	5		

CALIFORNIA MODEL ONLY

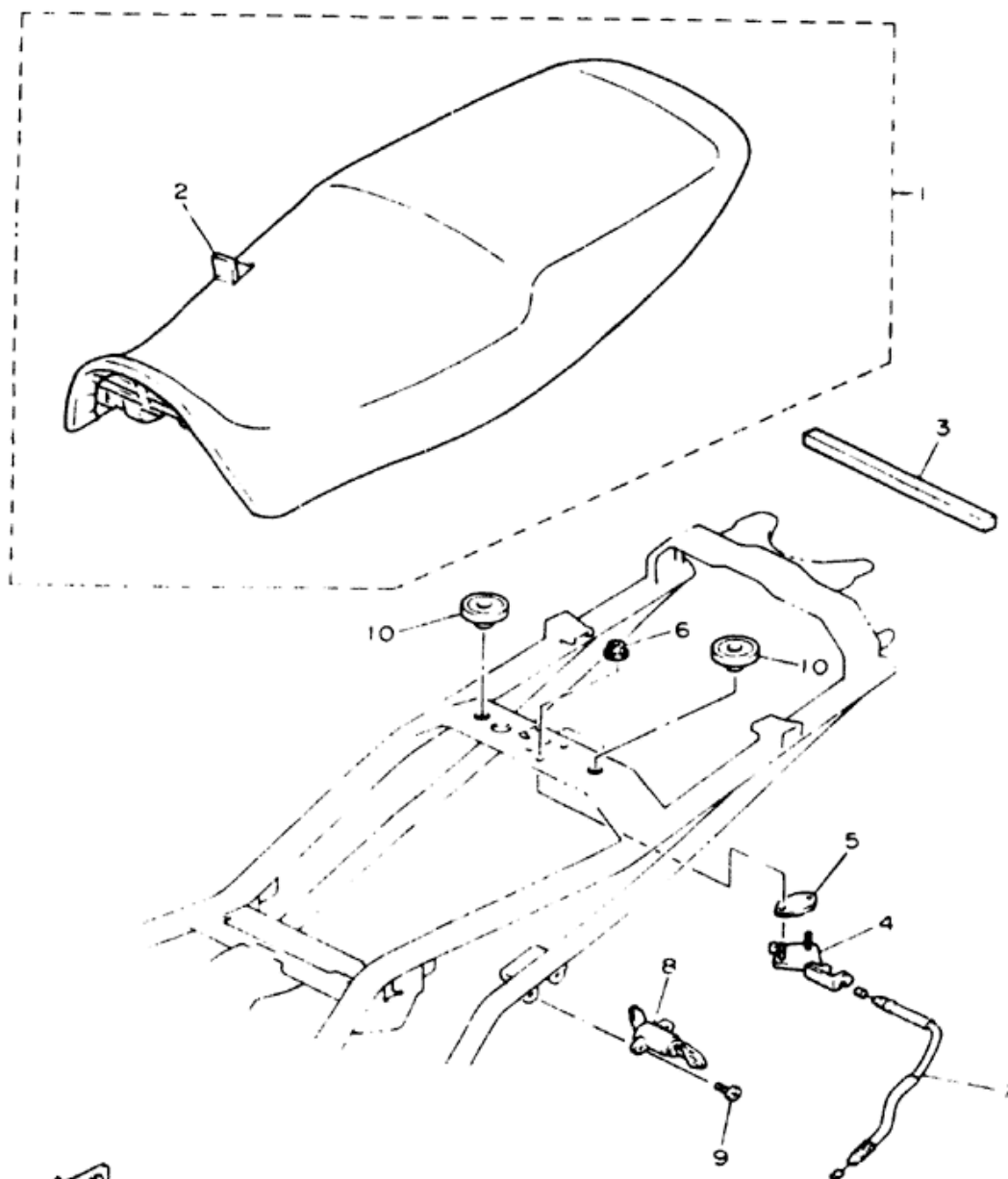
5	25H-24180-00-00	ROLL OVER VALVE	1		
6	1UA-24311-00-00	PIPE, FUEL	1		
7	4DU-24170-00-00	CANISTER ASSY	1		
8	95023-06012-00	BOLT, FLANGE	2		
9	90445-10144-00	HOSE	1		
10	90467-09006-00	CLIP	2		
11	2LJ-24311-00-00	PIPE, FUEL	1		
12	90445-11697-00	HOSE	1		

CALIFORNIA MODEL ONLY

SEE SERVICE DATA, GRID J-ROW



4DU110-3460



SEAT

Ref. No.	Part Number	Description	SD	SDC	Remarks
1	4BR-24730-00-00	DOUBLE SEAT ASSY	1	1	LOW GLOSS GRAY
2	4BP-24731-00-00	. COVER, SEAT	1	1	LOW GLOSS GRAY
3	4BP-24737-00-00	DAMPER, SEAT	1	1	
4	4BP-24780-00-00	SEAT LOCK ASSY	1	1	
5	4BP-24792-00-00	PLATE	1	1	
6	95701-06500-00	NUT, FLANGE	2	2	
7	4BP-2478E-00-00	WIRE, SEAT HOOK	1	1	
8	3CK-W2470-00-00	SEAT LOCK ASSY	1	1	
9	90149-06228-00	SCREW	2	2	
10	22W-24741-00-00	PAD, SEAT	2	2	

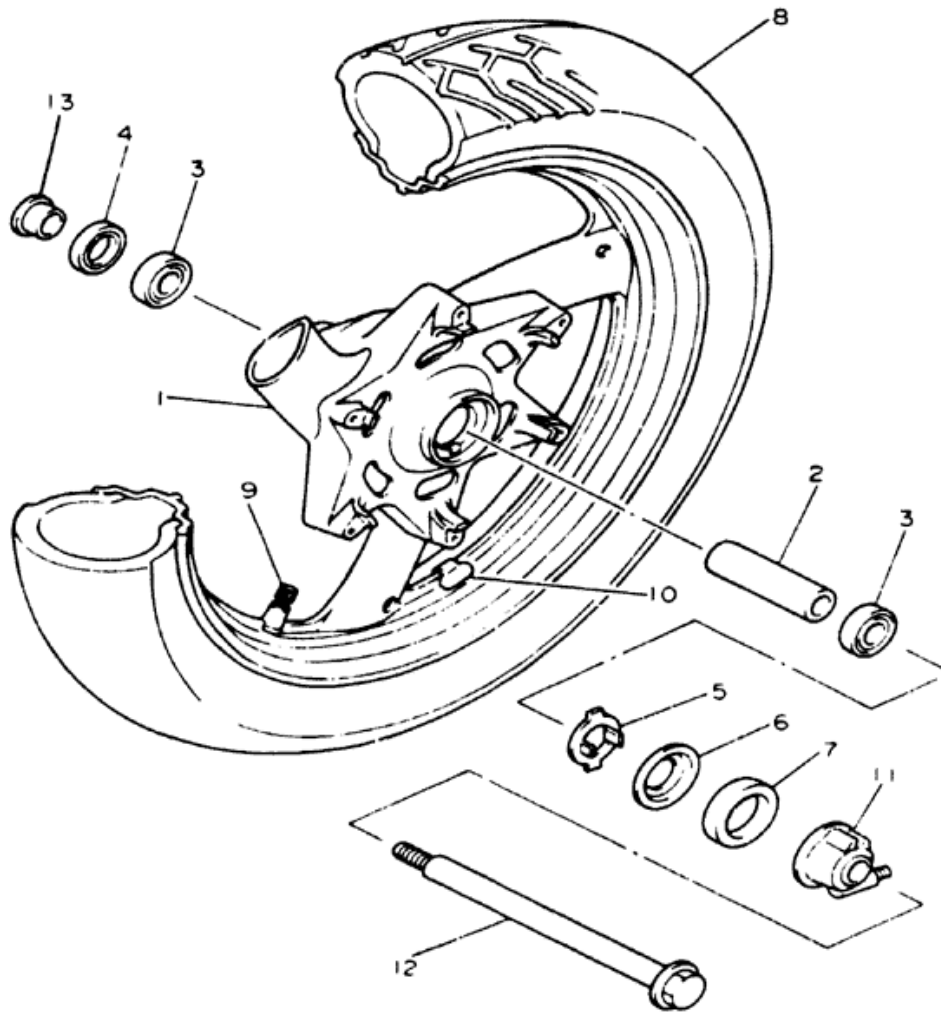


4BR351-2270

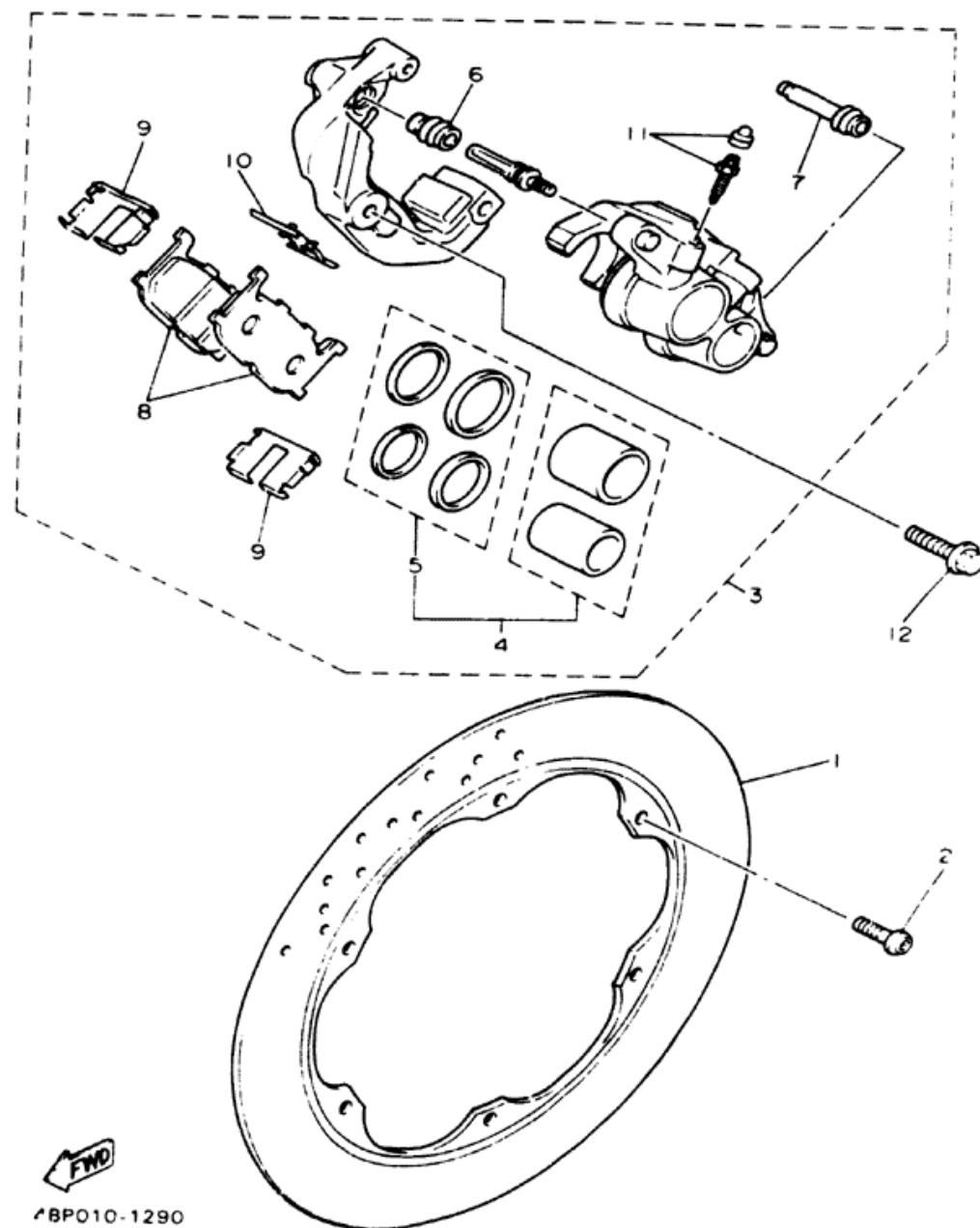
FRONT WHEEL

Ref. No.	Part Number	Description	SD	SDC	Remarks
1	4BP-25168-00-WN	CAST WHEEL, FRONT	1	1	CIRCUIT SILVER
2	90580-17241-00	SPACER	1	1	
3	93306-20310-00	BEARING (B6203DU)	2	2	
4	93102-25017-00	OIL SEAL	1	1	
5	341-25149-00-00	CLUTCH, METER	1	1	
6	341-25848-00-00	RETAINER, CLUTCH	1	1	
7	93105-45017-00	OIL SEAL	1	1	
8	94111-172Y9-00	TIRE (110/80-17 57H K275F) 1	1	1	UR
	94111-173Y1-00	TIRE (110/80-17 57H F209) ..1	1	1	DUNLOP
					UR
					YOKOHAMA
9	93900-00030-00	VALVE, RIM	1	1	
10	29L-25398-00-00	BALANCER, WHEEL (10G) ..1	1	1	UR
	29L-25398-10-00	BALANCER, WHEEL (20G) ..1	1	1	UR
	29L-25398-20-00	BALANCER, WHEEL (30G) ..1	1	1	UR
11	3MA-25190-00-00	GEAR UNIT ASSY	1	1	
12	3GM-25181-00-00	AXLE, WHEEL	1	1	
13	90387-177Y4-00	COLLAR (90387-170J6-00) ...1	1	1	

SEE SERVICE DATA, GRID J-ROW



4BP010-1280



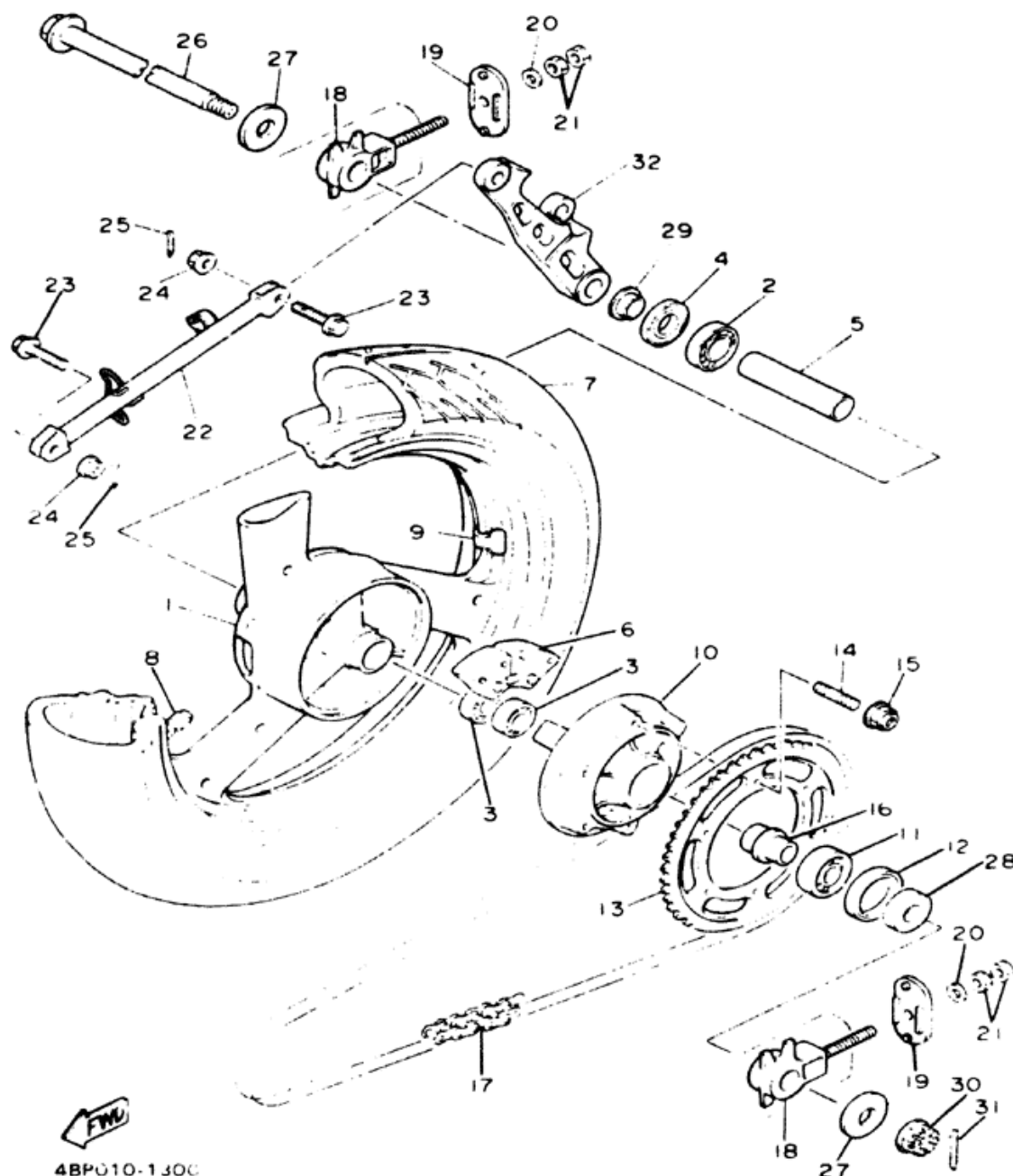
FRONT BRAKE CALIPER

Ref. No.	Part Number	Description	SD	SDC	Remarks
1	4BP-2582T-00-00	DISC, BRAKE	1	1	
2	90109-08718-00	BOLT	6	6	
3	4BP-2580T-00-00	CALIPER ASSY (LEFT)	1	1	
4	3YX-W0057-50-00	. PISTON ASSY, CALIPER	1	1	
5	3YX-W0047-50-00	. . CALIPER SEAL KIT	1	1	
6	5R2-25937-00-00	. BOOT 2	1	1	
7	3YX-25937-00-00	. BOOT 2	1	1	
8	4BP-W0045-00-00	. BRAKE PAD KIT	1	1	
9	4BP-25919-00-00	. SUPPORT, PAD	2	2	
10	3YX-25929-00-00	. SPRING, ANTI RATTLE	1	1	
11	51L-W0048-00-00	. BLEED SCREW KIT	1	1	
12	90105-10308-00	BOLT, WASHER BASED	2	2	

SEE SERVICE DATA, GRID J-ROW



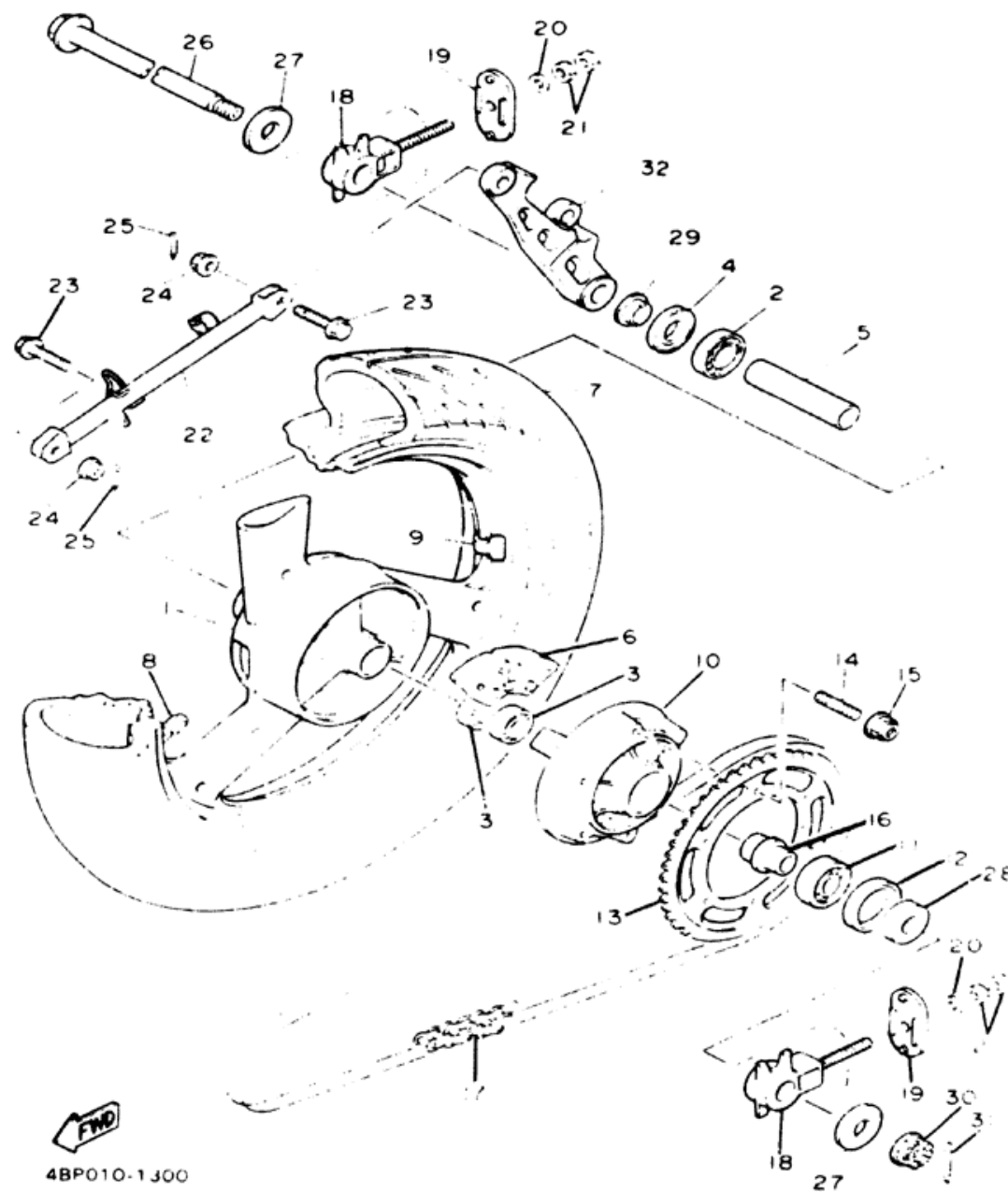
4BP010-1290



REAR WHEEL

Ref. No.	Part Number	Description	SD	SDC	Remarks
1	3HE-25338-00-WN	CAST WHEEL, REAR	1	1	CIRCUIT SILVER
2	93306-30306-00	BEARING (B6303)	1	1	
3	93306-20310-00	BEARING (B6203DU)	2	2	
4	93102-25044-00	OIL SEAL	1	1	
5	90387-174V8-00	COLLAR	1	1	
6	4BP-25364-00-00	DAMPER	3	3	
7	94113-183Y0-00	TIRE (130/70-80 63H R275) ..	1	1	UR DUNLOP
	94113-183Y2-00	TIRE (130/70-18 63H R209) ..	1	1	UR YOKOHAMA
8	93900-00030-00	VALVE, RIM	1	1	
9	29L-25398-00-00	BALANCER, WHEEL (10G) ..	1	1	UR
	29L-25398-10-00	BALANCER, WHEEL (20G) ..	1	1	UR
	29L-25398-20-00	BALANCER, WHEEL (30G) ..	1	1	UR
10	4BP-25366-00-00	CLUTCH, HUB	1	1	
11	93306-37203-00	BEARING	1	1	
12	93105-42024-00	OIL SEAL	1	1	
13	4BP-25448-20-00	SPROCKET, DRIVEN (48T) ..	1	1	
14	90116-10485-00	BOLT, STUD	6	6	
15	95601-10200-00	NUT, SELF-LOCKING	6	6	
16	90387-177K0-00	COLLAR	1	1	

SEE SERVICE DATA, GRID J-ROW



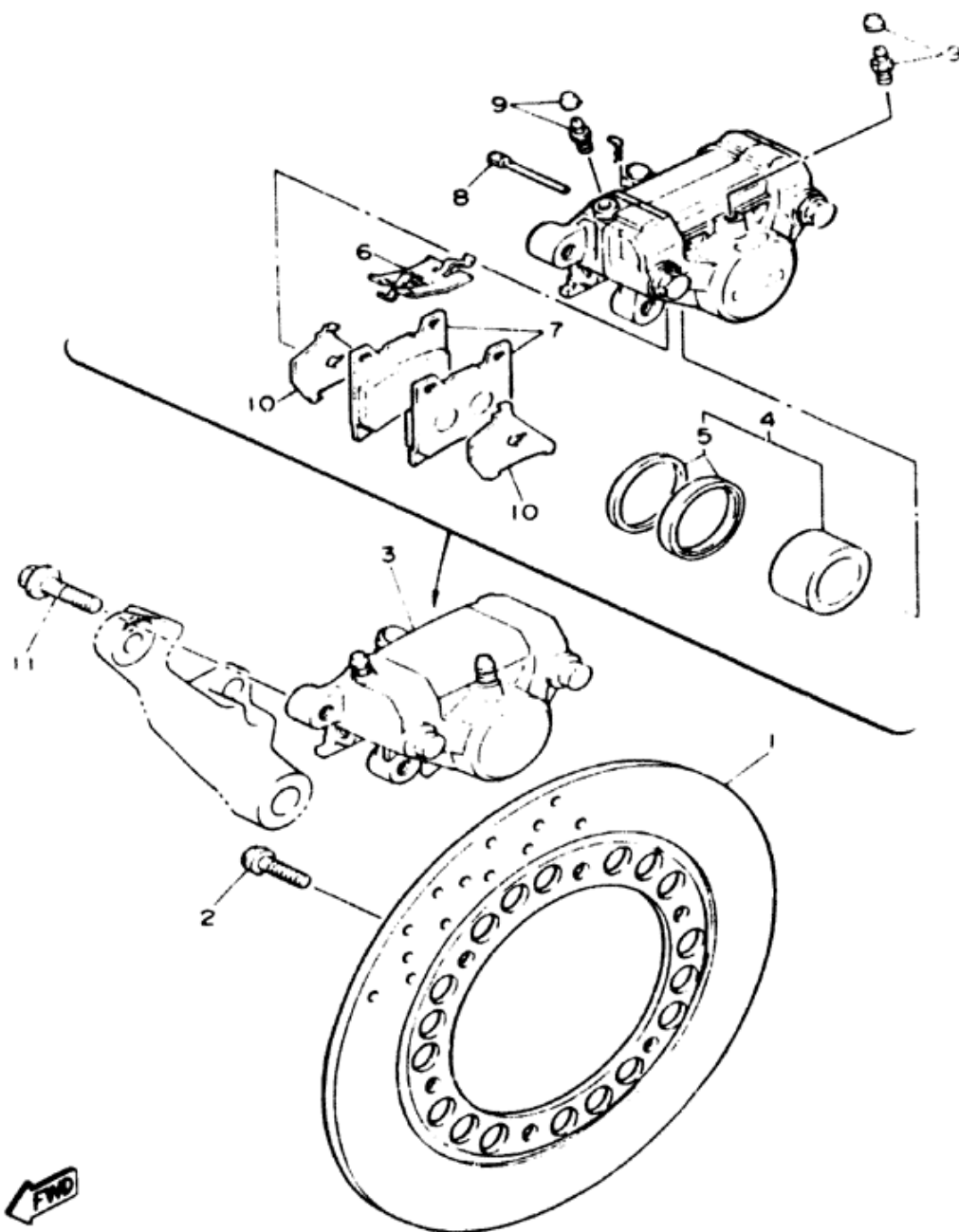
REAR WHEEL

Ref. No.	Part Number	Description	SD	SDC	Remarks
17	94581-30110-00	CHAIN (DID520VL2-110LE) ..	1	1	
18	4BP-25388-00-00	PULLER, CHAIN 1	2	2	
19	3YX-22174-00-00	END 1	2	2	
20	92901-08800-00	WASHER, PLATE	2	2	
21	95303-08800-00	NUT	4	4	
22	4BR-25371-00-00	BAR, TENSION	1	1	
23	90105-08321-00	BOLT, WASHER BASED	2	2	
24	95701-08500-00	NUT, FLANGE	2	2	
25	91401-20020-00	PIN, COTTER	2	2	
26	3HE-25381-00-00	AXLE, WHEEL	1	1	
27	90201-177K7-00	WASHER, PLATE	2	2	
28	90387-177Y5-00	COLLAR (90387-174V9-00) ..	1	1	
29	90387-173L5-00	COLLAR	1	1	
30	90171-16024-00	NUT, CASTLE	1	1	
31	91401-30030-00	PIN, COTTER	1	1	
32	3HE-25819-01-00	BRACKET, CALIPER	1	1	

SEE SERVICE DATA, GRID J-ROW



4DU11C-2300

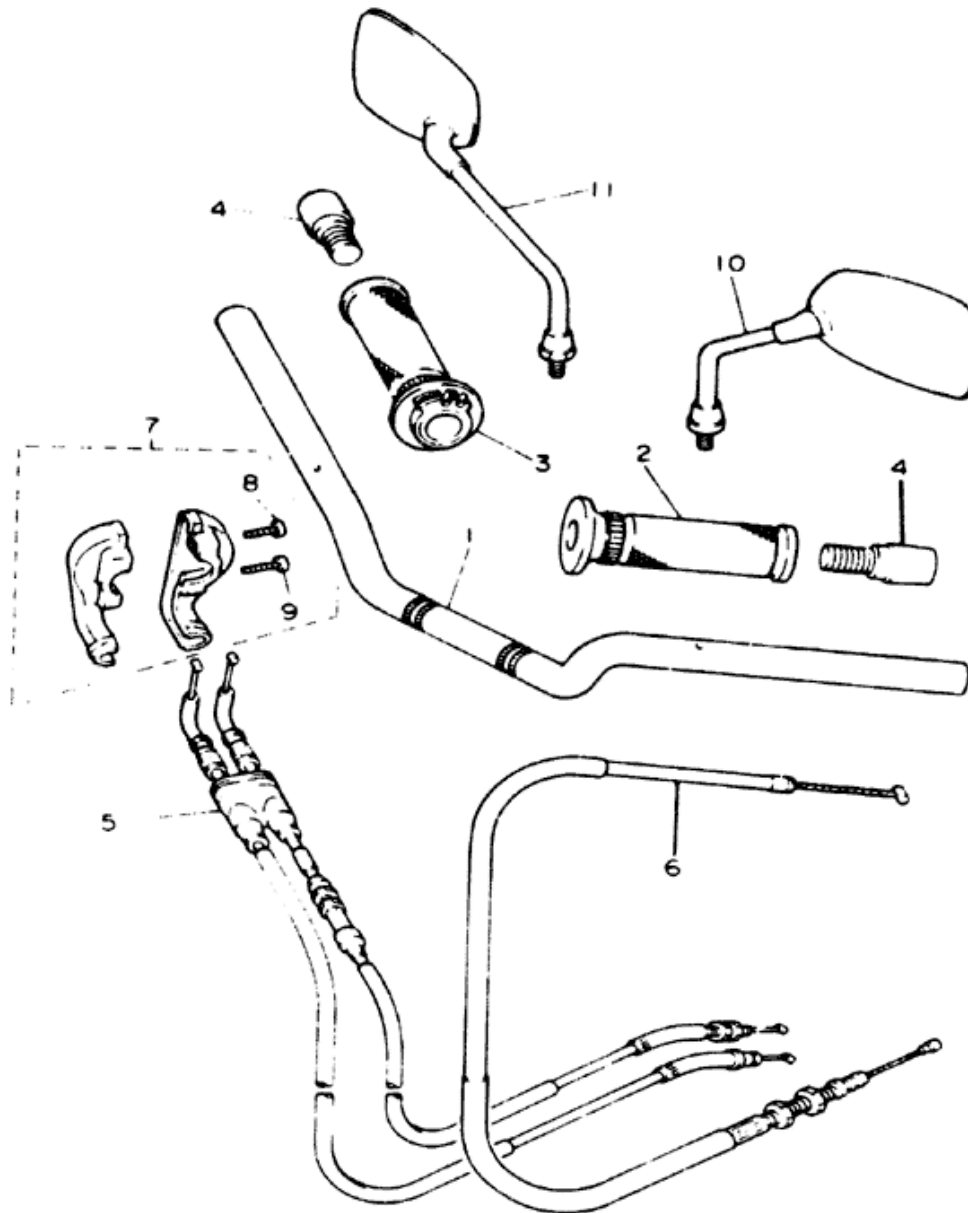


REAR BRAKE CALIPER

Ref. No.	Part Number	Description	SD	SDC	Remarks
1	3VD-2582W-00-00	DISC, REAR BRAKE 2	1	1	
2	90109-08718-00	BOLT	6	6	
3	4BP-2580W-00-00	CALIPER ASSY, REAR 2	1	1	
4	51L-W0057-00-00	PISTON ASSY, CALIPER	1	1	
5	51L-W0047-11-00	CALIPER SEAL KIT	1	1	
6	3LN-25819-10-00	SUPPORT, PAD	1	1	
7	51L-W0048-02-00	BRAKE PAD KIT, 2 (51L-W0048-01-00)	1	1	
8	3LN-25824-10-00	PIN, PAD	2	2	
9	51L-W0048-00-00	BLEED SCREW KIT	2	2	
10	4BP-25827-00-00	SHIM, CALIPER	2	2	
11	90105-10308-00	BOLT, WASHER BASED	2	2	

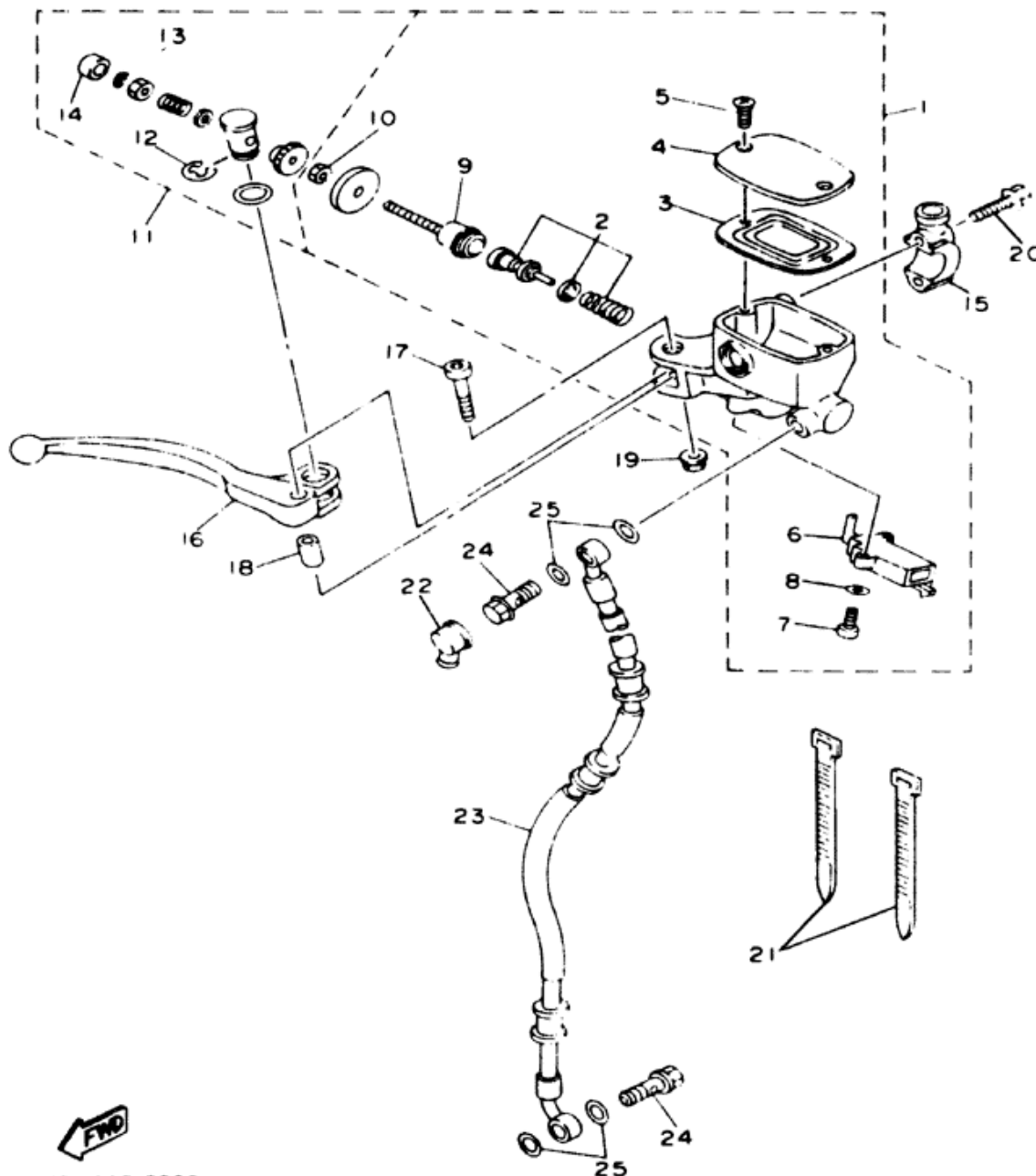
HANDLEBAR - CABLE

Ref. No.	Part Number	Description	SD	SDC	Remark
1	4BP-26111-00-00	HANDLEBAR	1	1	
2	31A-26241-00-00	GRIP (LEFT)	1	1	
3	36Y-26240-00-00	GRIP ASSY	1	1	
4	51J-26246-00-00	END, GRIP	2	2	
5	4DU-26302-00-00	THROTTLE CABLE ASSY	1	1	
6	4BP-26335-00-00	CABLE, CLUTCH	1	1	
7	4BP-26270-00-00	CABLE CONNECTOR CAP ASSY	1	1	
8	98506-05020-00	. SCREW, PAN HEAD	1	1	
9	98506-05025-00	. SCREW, PAN HEAD	1	1	
10	4BR-26280-00-00	REAR VIEW MIRROR ASSY(LEFT)	1	1	
11	4BR-26290-00-00	REAR VIEW MIRROR ASSY(RIGHT)	1	1	



4DU110-2310

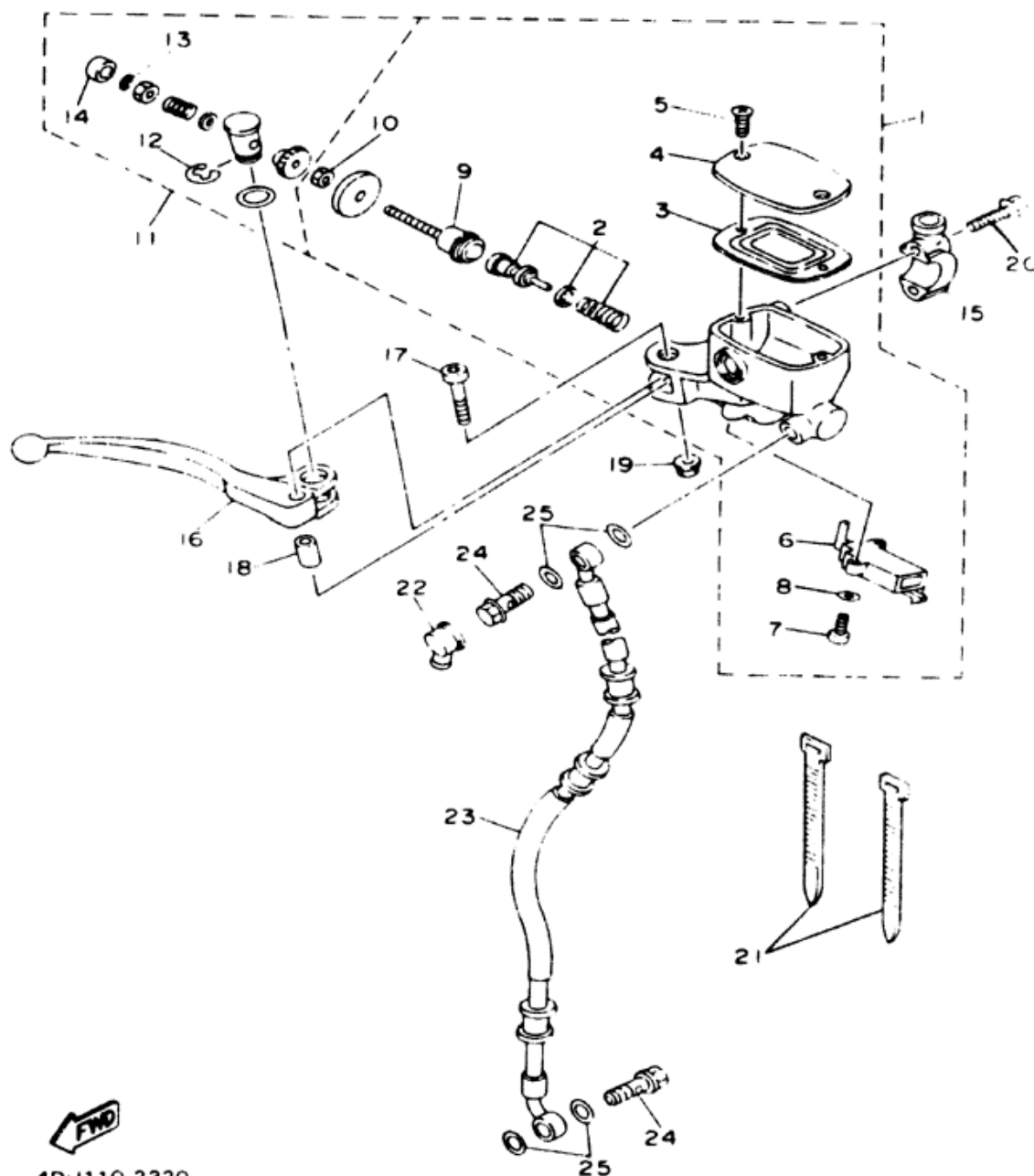
FRONT MASTER CYLINDER



Ref. No.	Part Number	Description	SD	SDC	Remarks
1	3YX-W2587-00-00	MASTER CYLINDER SUB ASSY	1	1	
2	3YX-W0041-50-00	. CYLINDER KIT, MASTER ...	1	1	
3	3YX-25854-00-00	. DIAPHRAGM, RESERVOIR	1	1	
4	3YX-25852-00-00	. CAP, RESERVOIR	1	1	
5	98706-04012-00	. SCREW, FLAT HEAD	2	2	
6	3YX-83980-00-00	. FRONT STOP SWITCH ASSY	1	1	
7	98506-04012-00	. SCREW, PAN HEAD	2	2	
8	92906-04600-00	. WASHER, PLATE	2	2	
9	3YX-25880-00-00	. PUSH ROD COMP	1	1	
10	95380-08600-00	. NUT (95303-08600-00)	1	1	
11	3YX-W0091-01-00	SCREW KIT, MASTERCYLINDER	1	1	
12	3YX-25866-00-00	. CIRCLIP	1	1	
13	3YX-25866-10-00	. RING SNAP	1	1	



4DU110-2320



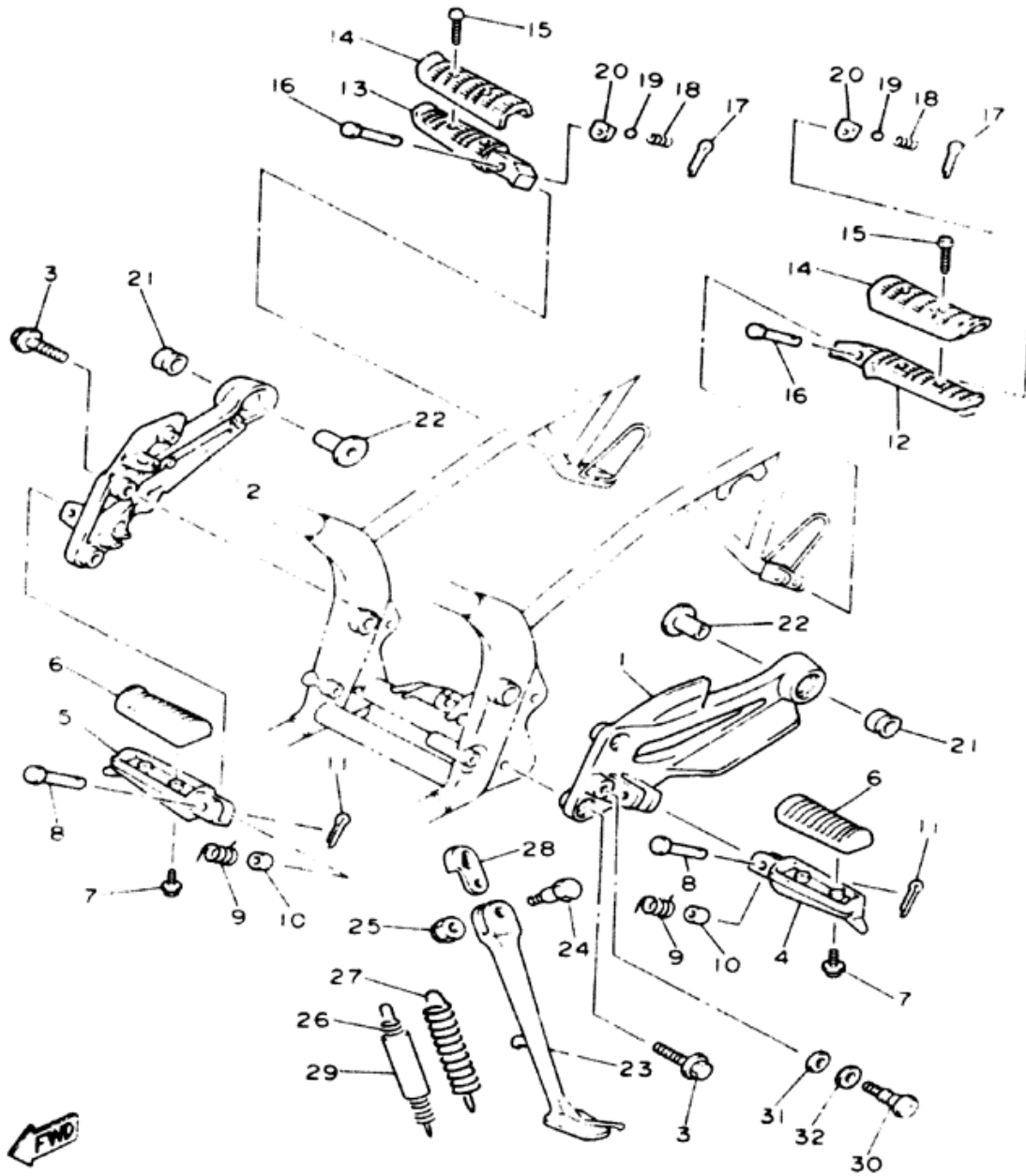
FRONT MASTER CYLINDER

Ref. No.	Part Number	Description	SD	SOC	Remark
14	3YX-2583H-00-00	. BOOT	1	1	
15	3YX-25867-00-00	BRACKET, MASTER CYLINDER	1	1	
16	3YX-83922-09-00	LEVER 2	1	1	
17	3YX-2589F-00-00	BOLT, LEVER	1	1	
18	3YX-25838-00-00	SLEEVE, CALIPER	1	1	
19	95616-06100-00	NUT, U	1	1	
20	95026-06030-00	BOLT, FLANGE	2	2	
21	437-83936-01-00	BAND, SWITCH CORD	2	2	
22	4L0-25862-00-00	BOOT, MASTER CYLINDER	1	1	
23	4BP-25872-00-00	HOSE, BRAKE 1	1	1	
24	90401-10096-00	BOLT, UNION	2	2	
25	90201-10118-00	WASHER, PLATE	4	4	



4DU110-2320

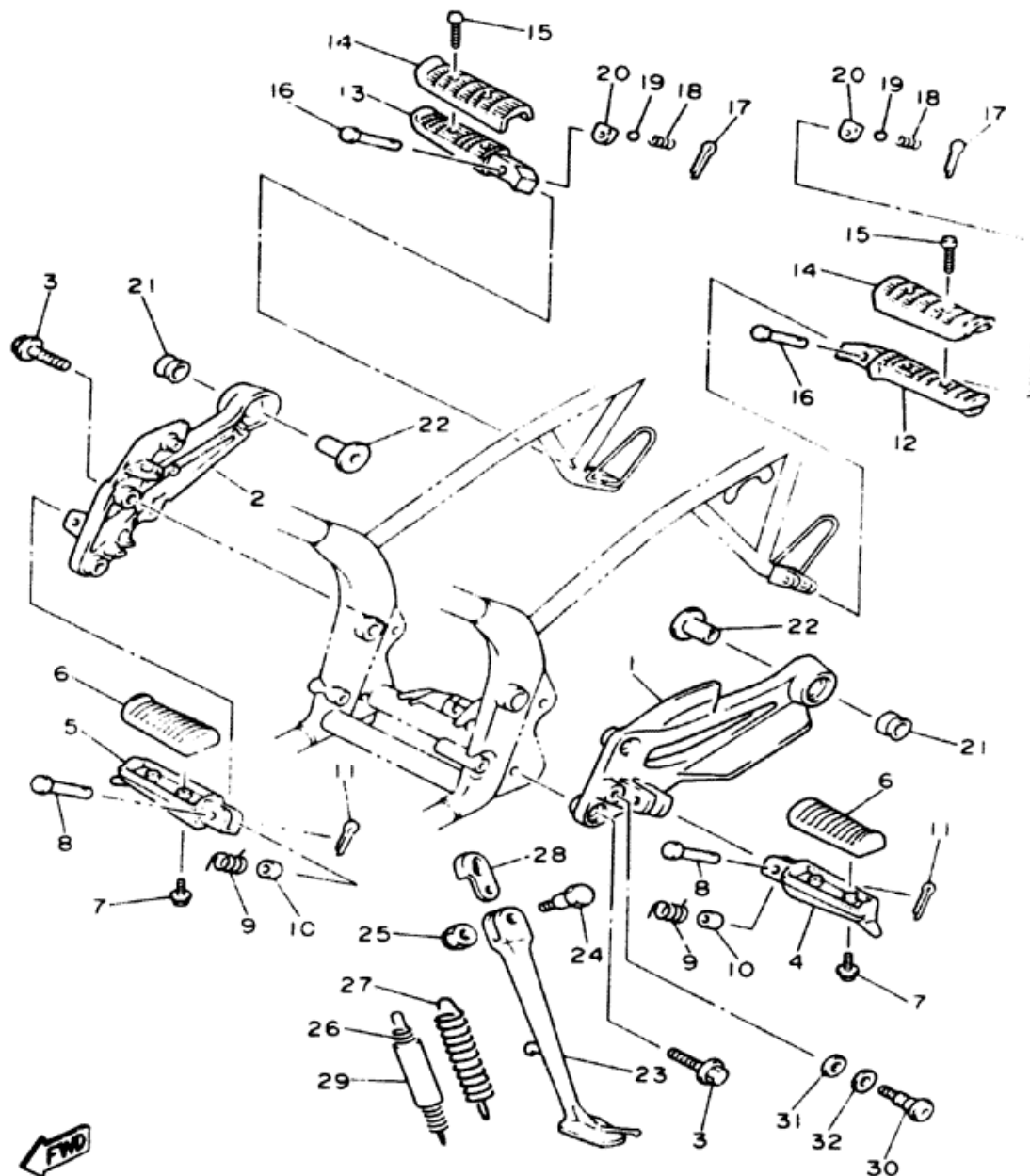
STAND - FOOTREST



Ref. No.	Part Number	Description	SD	SDC	Remarks
1	4BR-27442-00-00	BRACKET 2	1	1	
2	4BR-27443-00-00	BRACKET 3	1	1	
3	90109-082A1-00	BOLT	4	4	
4	4BP-27451-00-00	FOOTREST	1	1	
5	4BP-27461-00-00	FOOTREST	1	1	
6	4BP-27413-00-00	COVER, FOOTREST	2	2	
7	90159-05122-00	SCREW, W/WASHER	4	4	
8	91701-08042-00	PIN, CLEVIS	2	2	
9	90508-20572-00	SPRING, TORSION	2	2	
10	90387-084N8-00	COLLAR	2	2	
11	91401-25020-00	PIN, COTTER	2	2	
12	2GH-27431-00-00	FOOTREST, REAR 1	1	1	
13	2GH-27441-00-00	FOOTREST, REAR 2	1	1	
14	2GH-27413-00-00	COVER, FOOTREST	2	2	
15	90157-05079-00	SCREW, PAN HEAD	4	4	
16	91701-08038-00	PIN, CLEVIS	2	2	



4DU110-2330

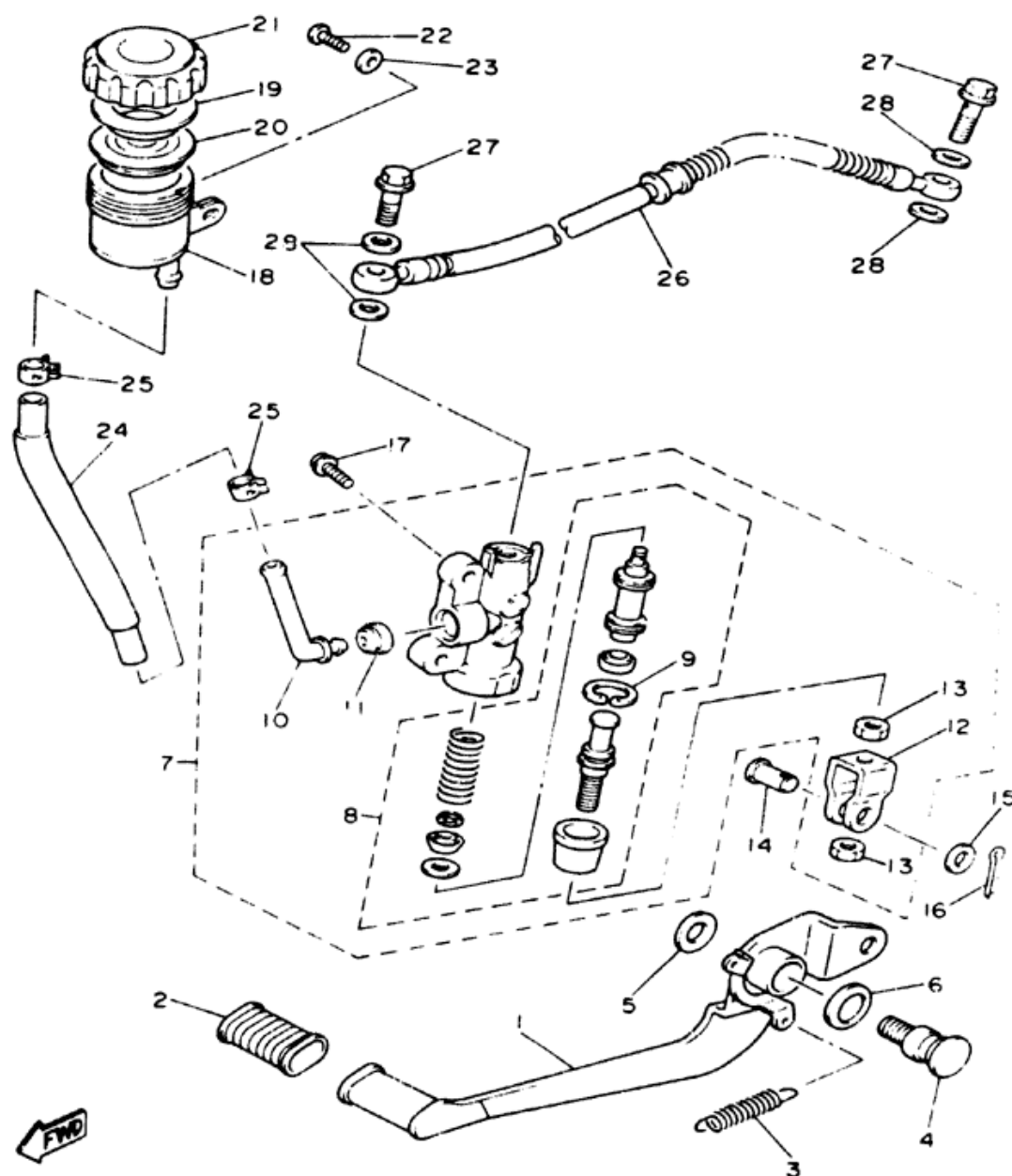


STAND - FOOTREST

Ref. No.	Part Number	Description	SD	SDC	Remarks
17	91401-25020-00	PIN, COTTER	2	2	
18	90501-12743-00	SPRING, COMPRESSION	2	2	
19	93501-04011-00	BALL	2	2	
20	4BP-27437-00-00	WASHER, SPECIAL	2	2	
21	2H7-27414-00-00	DAMPER, FOOTREST	2	2	
22	90387-10638-00	COLLAR	2	2	
23	4BP-27311-00-00	STAND, SIDE	1	1	
24	90109-106F9-00	BOLT	1	1	
25	90185-10637-00	NUT, SELF-LOCKING	1	1	
26	90506-18224-00	SPRING, TENSION	1	1	
27	90506-28225-00	SPRING, TENSION	1	1	
28	2KT-27315-00-00	LINK, SIDE STAND	1	1	
29	1TX-27351-00-00	GUIDE, SIDE STAND	1	1	
30	4BP-27434-00-00	BOLT	1	1	
31	90201-08326-00	WASHER, PLATE	1	1	
32	90201-127J6-00	WASHER, PLATE	1	1	



4DU110-2330



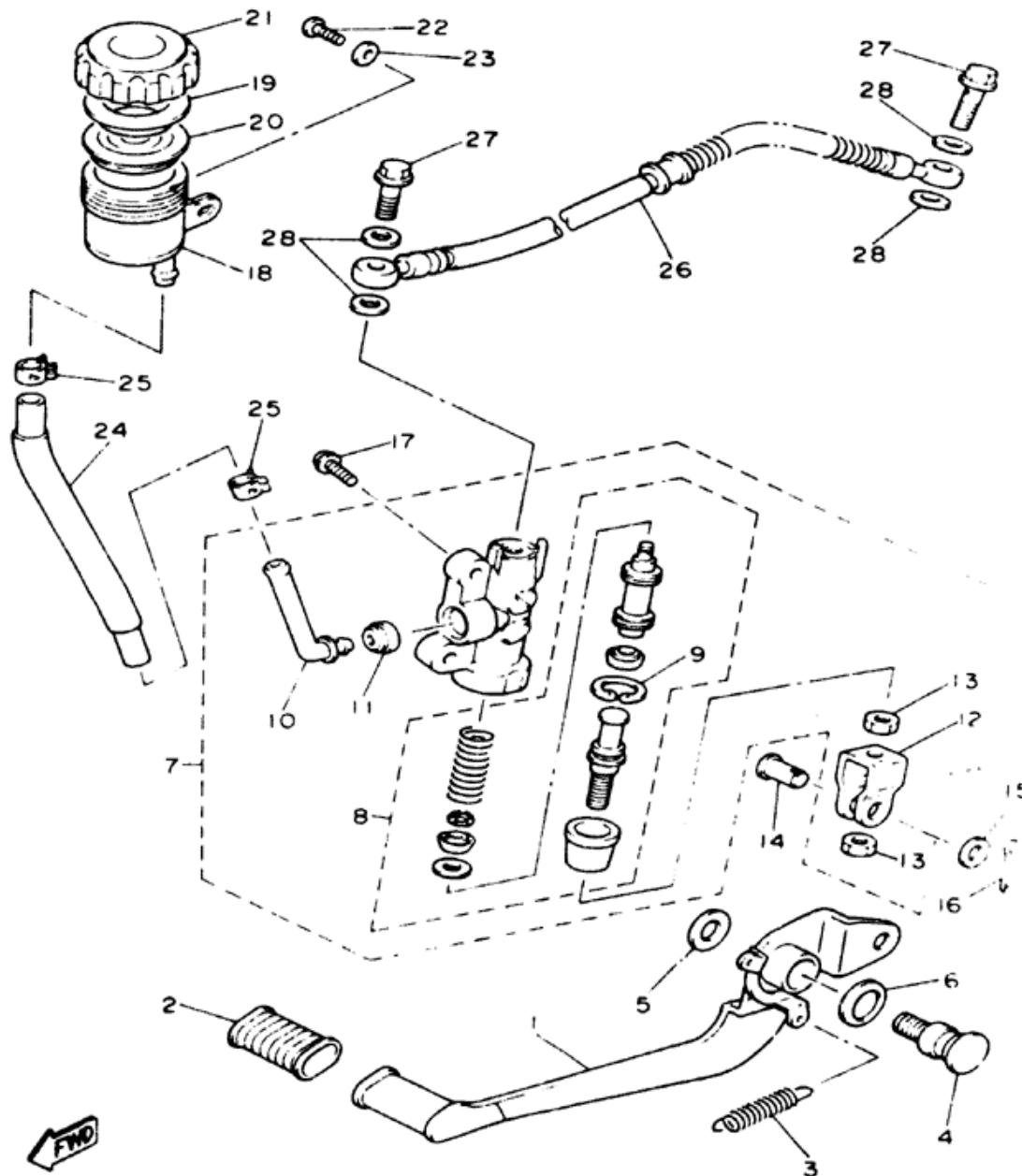
4DU110-2340

REAR MASTER CYLINDER

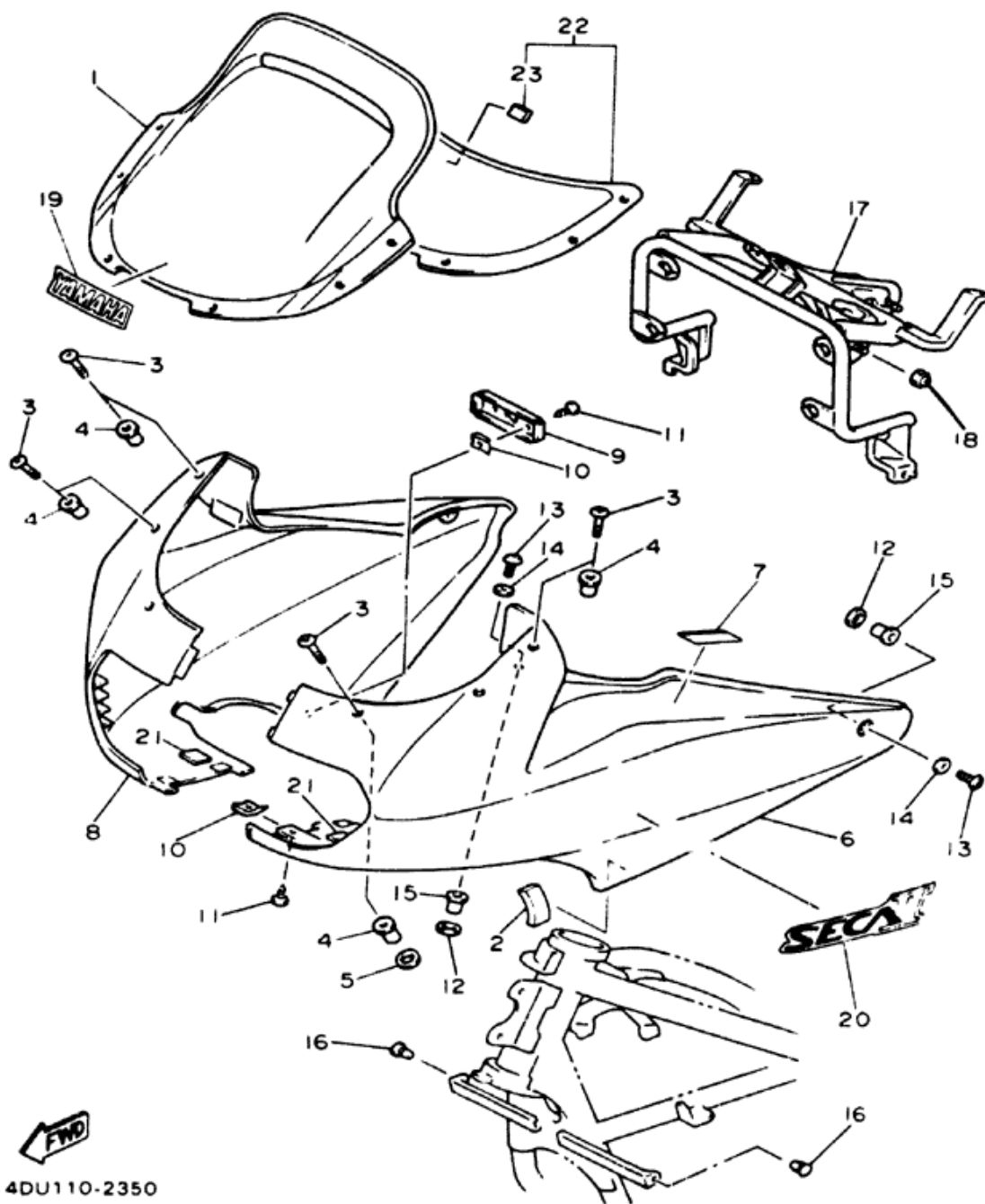
Ref. No.	Part Number	Description	SD	SDC	Remark
1	4BP-27211-00-00	PEDAL, BRAKE	1	1	
2	22N-18113-00-00	COVER, SHIFT PEDAL	1	1	
3	90506-20192-00	SPRING, TENSION	1	1	
4	4BP-27261-00-00	SHAFT	1	1	
5	92990-10200-00	WASHER, PLAIN (92901-10200-00)	1	1	
6	90206-14086-00	WASHER, WAVE	1	1	
7	4BP-2583V-00-00	RR. MASTER CYLINDER ASSY.	1	1	
8	4BP-W0042-50-00	. CYLINDER KIT, MASTER ...	1	1	
9	3LN-2585G-00-00	. . CIRCLIP	1	1	
10	4BP-2582A-00-00	. JOINT	1	1	
11	4BP-2585F-00-00	. BUSH	1	1	
12	4BP-27222-00-00	. JOINT	1	1	
13	95303-08700-00	. NUT	2	2	
14	90240-08124-00	PIN, CLEVIS	1	1	
15	90201-08083-00	WASHER, PLATE	1	1	

REAR MASTER CYLINDER

Ref. No.	Part Number	Description	SD	SDC	Remarks
16	91401-20020-00	PIN, COTTER	1	1	
17	92011-08025-00	BOLT, BUTTON HEAD	2	2	
18	31A-25894-01-00	TANK, RESERVOIR	1	1	
19	2GU-25855-00-00	BUSH, DIAPHRAGM	1	1	
20	360-25854-00-00	DIAPHRAGM, RESERVOIR ..	1	1	
21	2KF-25852-50-00	CAP, RESERVOIR	1	1	
22	98503-06018-00	SCREW, PAN HEAD	1	1	
23	92901-06600-00	WASHER, PLATE	1	1	
24	4BP-25895-01-00	HOSE, RESERVOIR	1	1	
25	90467-14057-00	CLIP	2	2	
26	4BP-2581K-00-00	HOSE, BRAKE 5	1	1	
27	90401-10096-00	BOLT, UNION	2	2	
28	90201-10118-00	WASHER, PLATE	4	4	

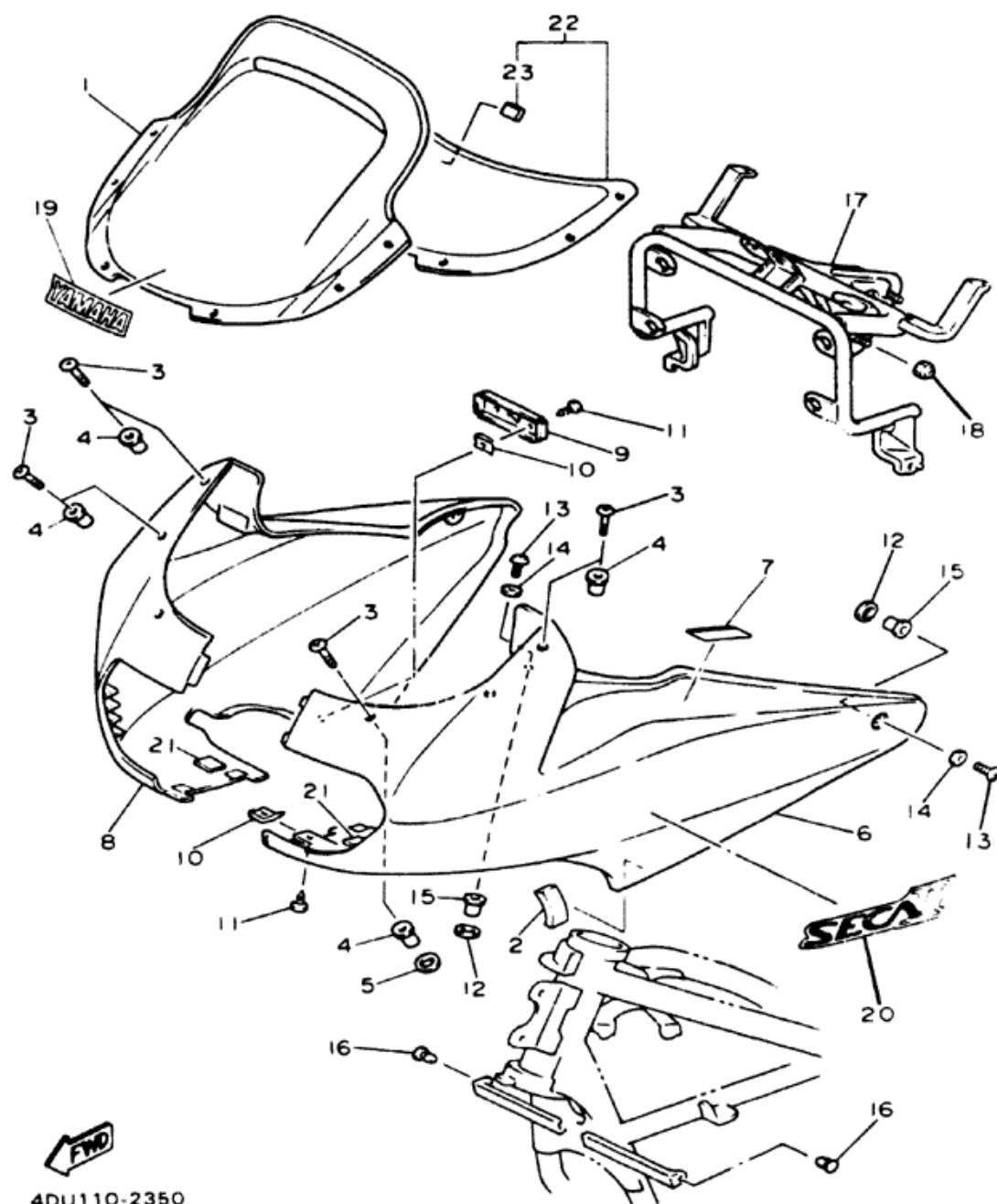


4DU110-2340



COWLING 1

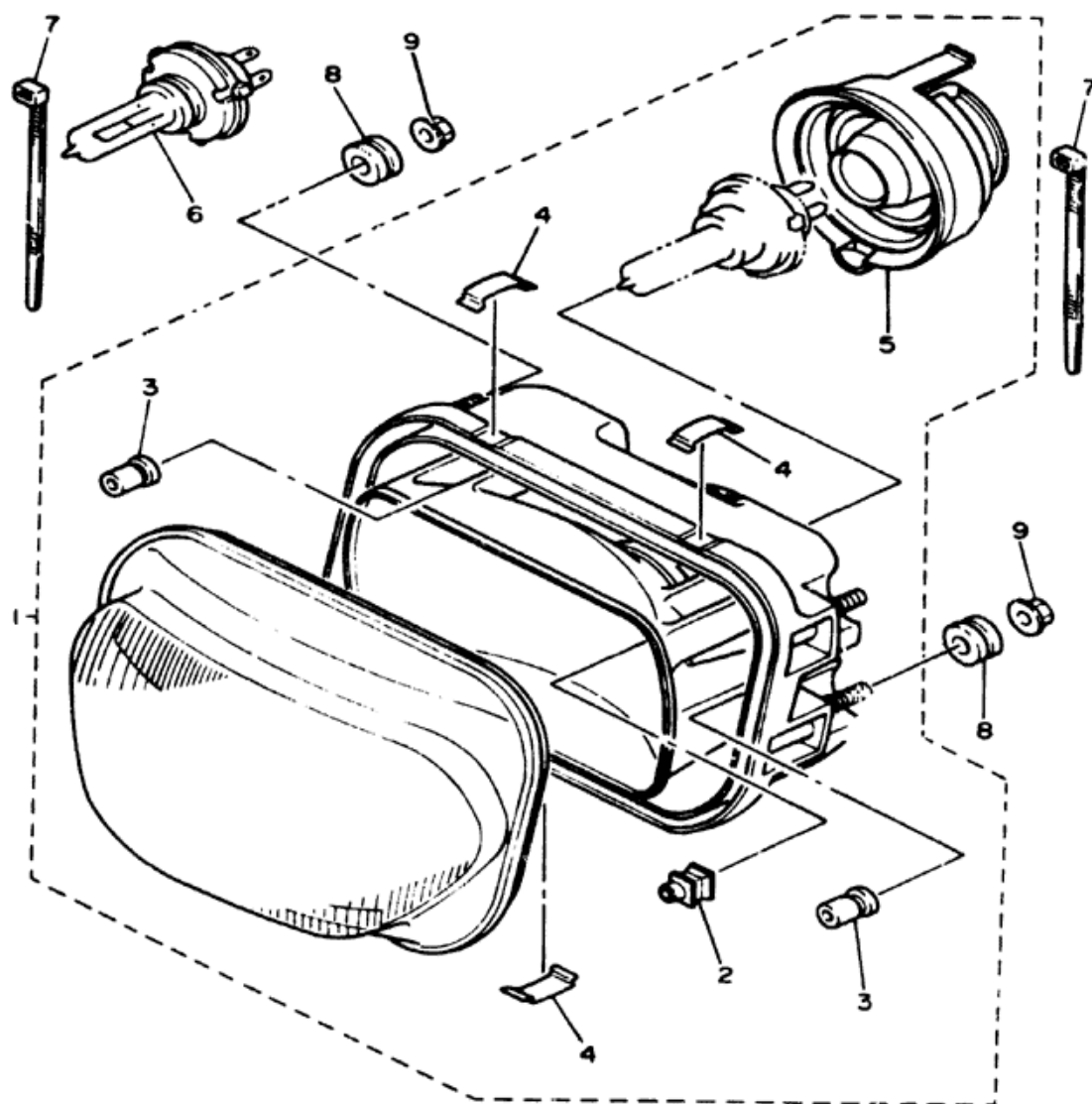
Ref. No.	Part Number	Description	SD	SDC	Remarks
1	4BP-28381-00-00	WINDSHIELD	1	1	
2	4X4-24181-00-00	DAMPER, LOCATING 1	2	2	
3	90150-05024-00	SCREW, ROUND HEAD	6	6	
4	90179-05523-00	NUT	6	6	
5	90202-10165-00	WASHER, PLATE	2	2	
6	4BP-2835G-00-P2	BODY, FRONT UPPER 1	1	1	UR VIVID RED COCKTAIL 1
	4BP-2835G-00-4B	BODY, FRONT UPPER 1	1	1	UR BLACK 2
7	3JJ-2835Y-00-00	LABEL, CAUTION	1	1	
8	4BP-2835H-00-P2	BODY, FRONT UPPER 2	1	1	UR VIVID RED COCKTAIL 1
	4BP-2835H-00-4B	BODY, FRONT UPPER 2	1	1	UR BLACK 2
9	4BP-28366-00-00	BRACKET	1	1	



4DU110-2350

COWLING 1

Ref. No.	Part Number	Description	SD	SDC	Remarks
10	90133-08041-00	NUT, SPRING	3	3	
11	90167-06063-00	SCREW, TAPPING	3	3	
12	90202-10165-00	WASHER, PLATE	4	4	
13	90149-05299-00	SCREW	4	4	
14	4U5-2176E-00-00	PLATE	4	4	
15	90179-05523-00	NUT	4	4	
16	4G0-21639-00-00	DAMPER 2	2	2	
17	4BP-28356-00-00	STAY 1	1	1	
18	95601-08200-00	NUT, SELF-LOCKING	2	2	
19	99236-00020-00	EMBLEM, YAMAHA (SILVER)	1	1	
20	4DU-28315-00-00	EMBLEM	2	2	UR FOR VRC 1
	4DU-28315-10-00	EMBLEM	2	2	UR FOR BL 2
21	4BP-28371-00-00	DAMPER	2	2	
22	4DU-28361-00-00	PLATE, FRONT	1	1	
23	2TV-21639-00-00	DAMPER 2	3	3	

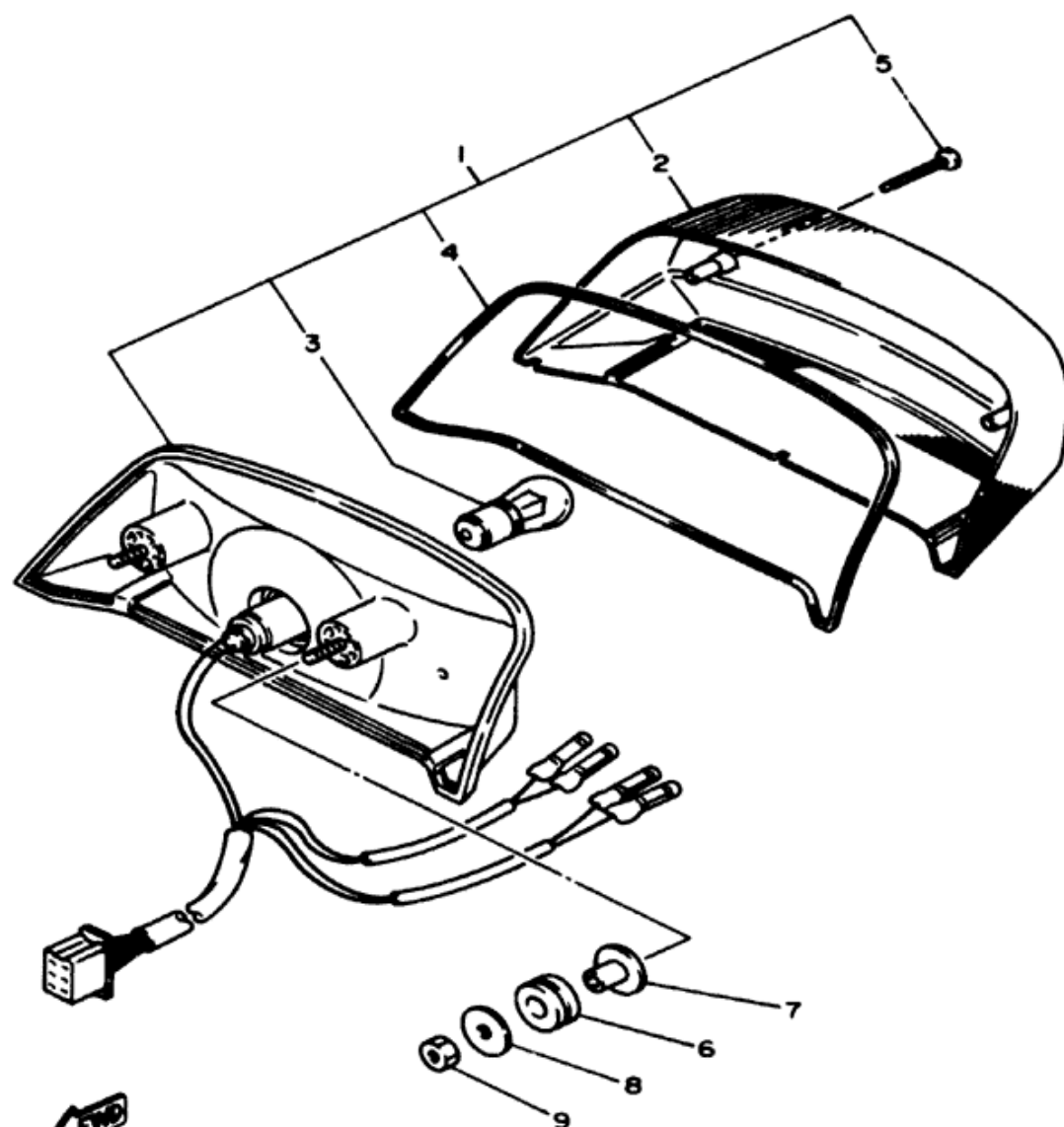


HEADLIGHT

Ref. No.	Part Number	Description	SD	SDC	Remarks
1	4BP-84303-00-00	HEADLIGHT UNIT ASSY	1	1	
2	3AJ-8431U-00-00	. HOLDER	1	1	
3	51L-84334-00-00	. NUT, ADJUSTING	2	2	
4	3MA-8413H-00-00	. PLATE, SPRING	3	3	
5	36Y-84397-00-00	. COVER, SOCKET	1	1	
6	5V2-84314-00-XX	BULB (12V-60/55W) (2F9-84314-00-00)	1	1	HALOGEN
7	80L-26397-00-00	BAND	4	4	
8	90480-14229-00	GROMMET	4	4	
9	95701-08500-00	NUT, FLANGE	4	4	



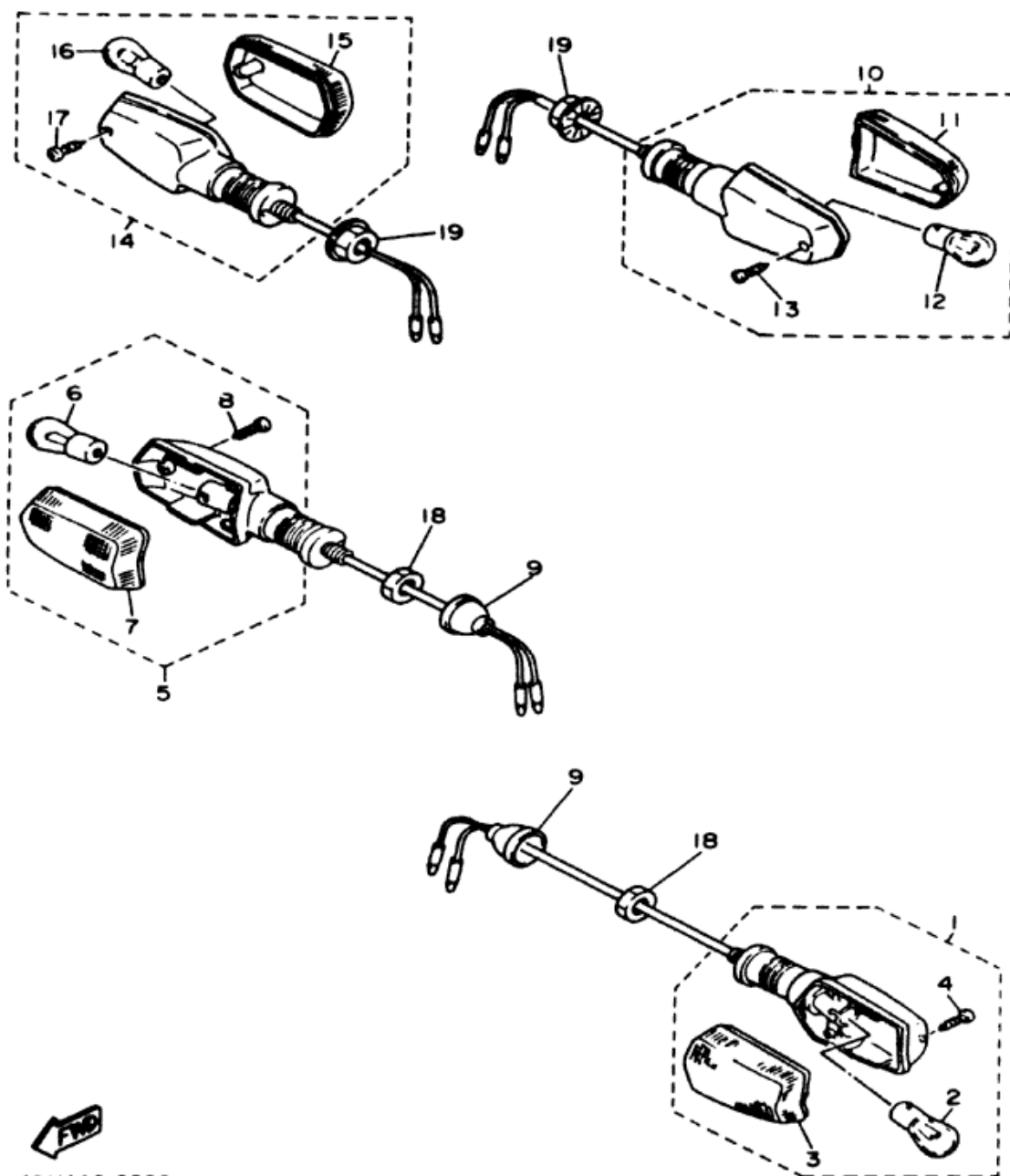
4BP010-1420



4BP010-1430

TAILLIGHT

Ref. No.	Part Number	Description	SD	SDC	Remark
1	4DU-84710-00-00	TAILLIGHT UNIT ASSY	1	1	
2	4BP-84721-00-00	. LENS, TAILLIGHT	1	1	
3	137-84714-61-00	. BULB (12V-23/8W)	1	1	
4	4BP-84712-00-00	. GASKET, TAILLIGHT	1	1	
5	4BP-8471J-00-00	. SCREW, TAILLIGHT	2	2	
6	90480-18276-00	GROMMET	2	2	
7	90387-07037-00	COLLAR	2	2	
8	90201-06697-00	WASHER, PLATE	2	2	
9	95380-06600-00	NUT (95303-06600-00)	2	2	



TURN SIGNAL

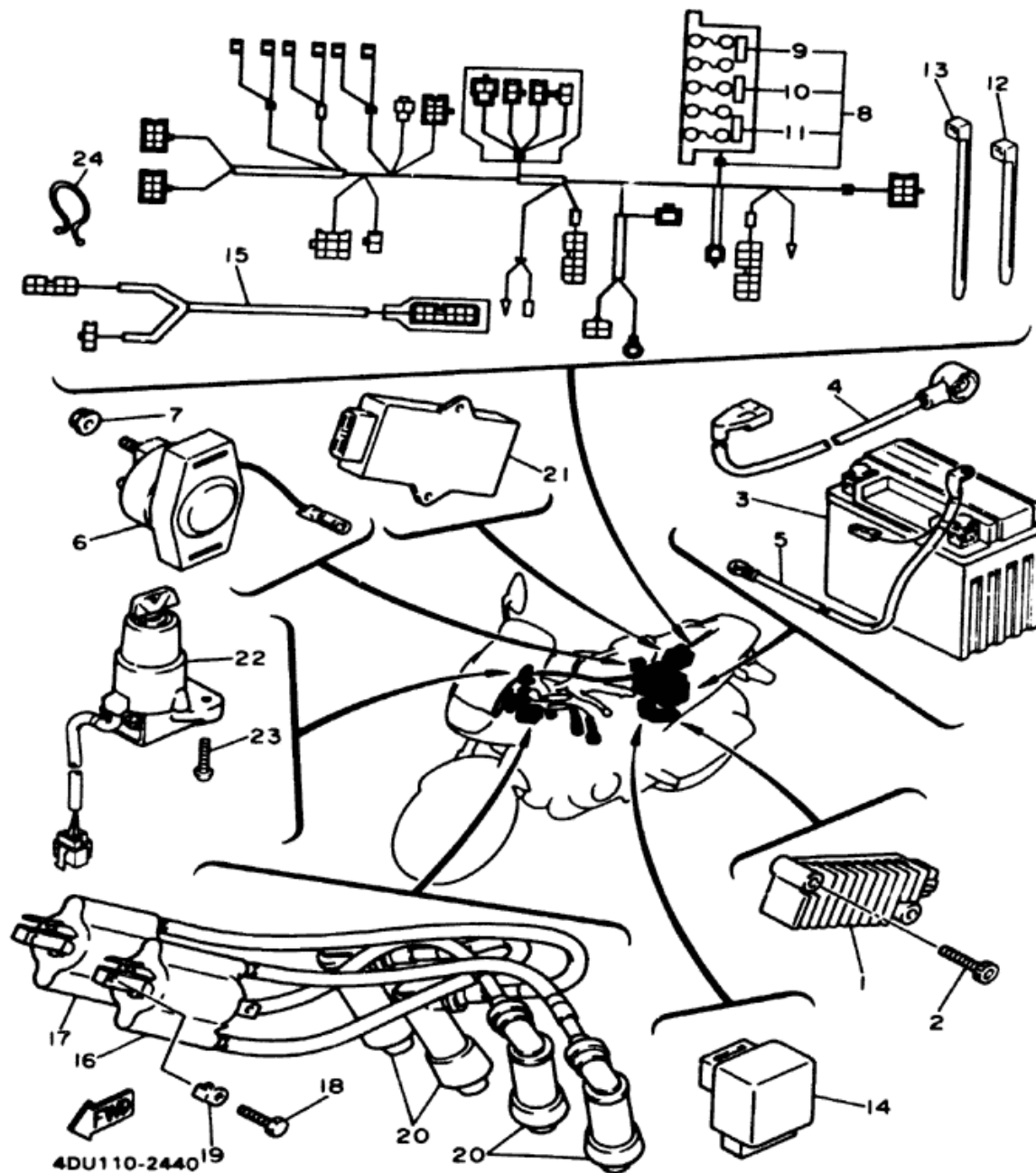
Ref. No.	Part Number	Description	SD	SDC	Remark
1	1LJ-83310-20-00	FRONT FLASHER LIGHT ASSY 1	1	1	
2	256-84714-61-00	. BULB (12V-27/8W)	1	1	
3	51L-83332-01-00	. LENS, FLASHER	1	1	
4	97706-40620-00	. SCREW, TAPPING	1	1	
5	1LJ-83320-20-00	FRONT FLASHER LIGHT ASSY 2	1	1	
6	256-84714-61-00	. BULB (12V-27/8W)	1	1	
7	51L-83342-01-00	. LENS, FLASHER 2	1	1	
8	97706-40620-00	. SCREW, TAPPING	1	1	
9	10V-83365-00-00	CAP	2	2	
10	1UF-83330-00-00	REAR FLASHER LIGHT ASSY 1	1	1	
11	51L-83342-01-00	. LENS, FLASHER 2	1	1	
12	256-83311-70-XX	. BULB (12V-27W) (256-83311-70-00)	1	1	
13	97706-40620-00	. SCREW, TAPPING	1	1	
14	1UF-83340-00-00	REAR FLASHER LIGHT ASSY 2	1	1	
15	51L-83332-01-00	. LENS, FLASHER	1	1	
16	256-83311-70-XX	. BULB (12V-27W) (256-83311-70-00)	1	1	
17	97706-40620-00	. SCREW, TAPPING	1	1	
18	95303-12600-00	NUT	2	2	
19	95701-12500-00	NUT, FLANGE	2	2	

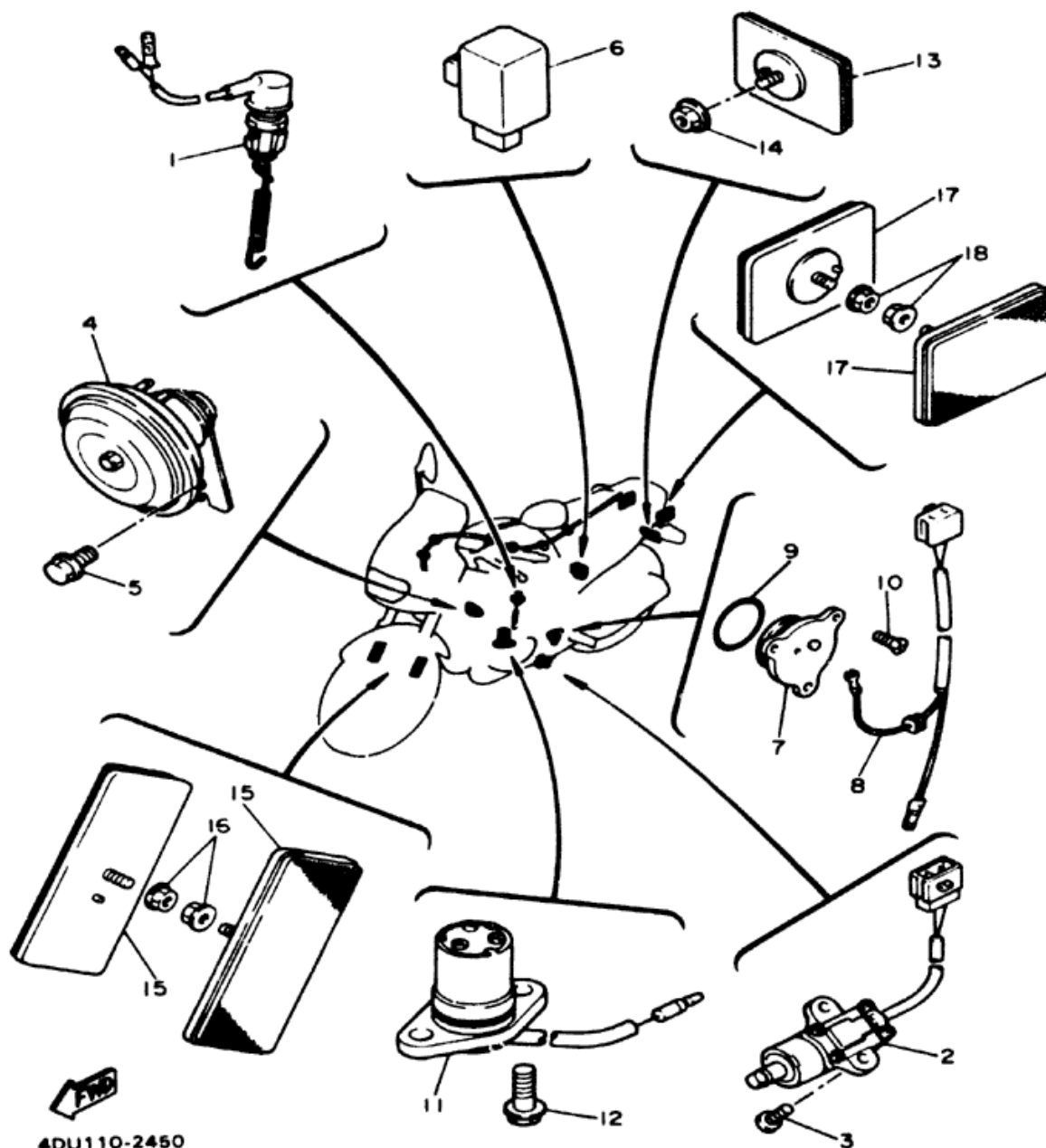


4DU110-2390

ELECTRICAL 1

Ref. No.	Part Number	Description	SD	SDC	Remarks
1	3TJ-81960-01-00	RECTIFIER & REGULATOR ASSY	1	1	
2	91316-06025-00	BOLT	2	2	
3	BTY-YTX9B-S0-00	BATTERY (YTX9-BS)	1	1	YUASA
4	4BP-82115-00-00	WIRE, PLUS LEAD	1	1	
5	4BP-82116-00-00	WIRE, MINUS LEAD	1	1	
6	4BP-81940-00-00	STARTER RELAY ASSY	1	1	
7	95701-06500-00	NUT, FLANGE	2	2	
8	4DU-82590-00-00	WIRE HARNESS ASSY	1	1	
9	1AE-82151-00-00	. FUSE (12V 30A)	2	2	
10	36Y-82151-00-00	. FUSE (12V-15A)	2	2	
11	42X-82151-00-00	. FUSE (10A)	3	3	
12	90485-13169-00	CLAMP	3	3	
13	90485-13355-00	CLAMP	4	4	
14	2UJ-81950-00-00	RELAY ASSY	1	1	
15	4BP-82541-00-00	WIRE, LEAD	1	1	
16	4BR-82310-00-00	IGNITION COIL ASSY	1	1	
17	4BR-82320-00-00	IGNITION COIL ASSY	1	1	
18	97080-06020-00	BOLT	4	4	
19	4BR-82317-00-00	DAMPER, IGNITION COIL ...	4	4	
20	55X-82370-00-00	PLUG CAP ASSY	4	4	
21	4DU-82305-00-00	IGNITOR UNIT ASSY	1	1	
22	3JV-82501-00-00	MAIN SWITCH STEERING LOCK	1	1	
23	90149-06228-00	SCREW	2	2	
24	90484-23041-00	CLAMP	1	1	

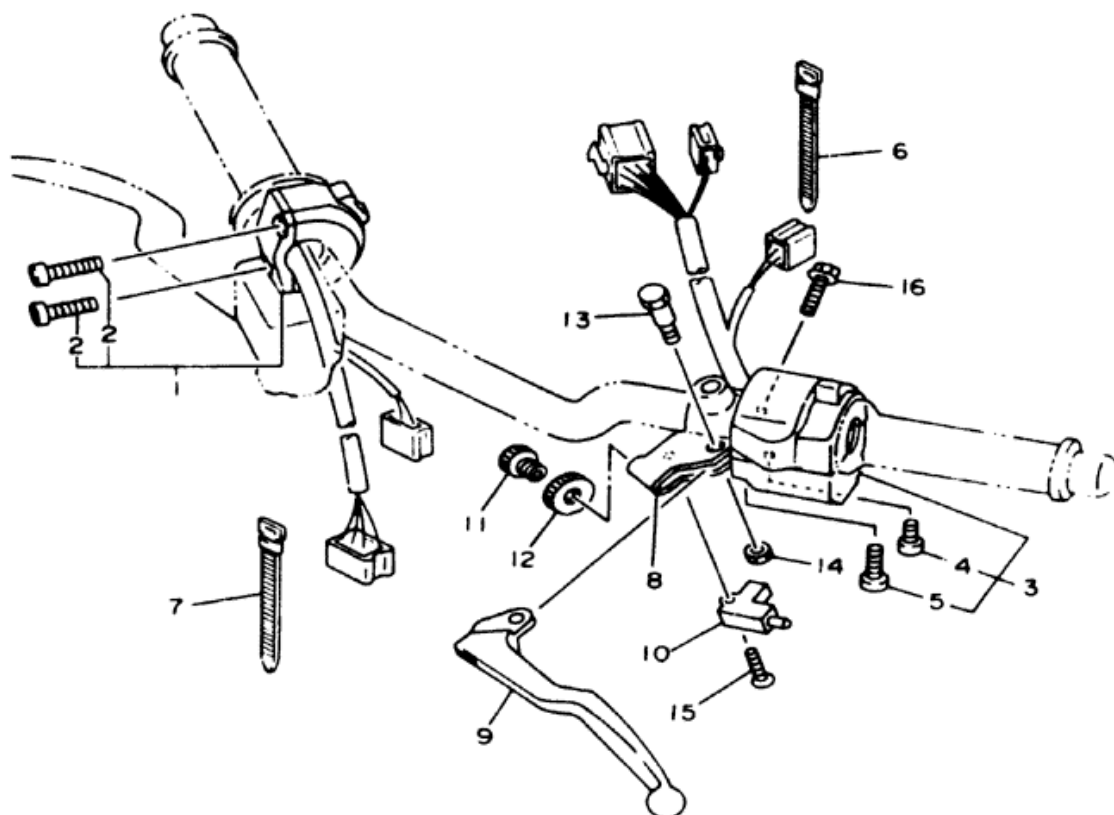




4DU110-2450

ELECTRICAL 2

Ref. No.	Part Number	Description	SD	SDC	Remarks
1	4BP-82530-01-00	STOP SWITCH ASSY	1	1	
2	4BP-82566-00-00	SWITCH, SIDE STAND	1	1	
3	90157-06079-00	SCREW, PAN HEAD	2	2	
4	34Y-83371-00-00	HORN	1	1	
5	95826-06010-00	BOLT, FLANGE	1	1	
6	3YA-83350-00-00	FLASHER RELAY ASSY	1	1	UR OMRON
	3YA-83350-10-00	FLASHER RELAY ASSY	1	1	UR N.D.
7	1L9-82540-00-00	NEUTRAL SWITCH ASSY ...	1	1	
8	4BP-82509-00-00	WIRE, SUB LEAD	1	1	
9	93210-29196-00	O-RING	1	1	
10	98701-05012-00	SCREW, FLAT HEAD	3	3	
11	4BR-85720-00-00	OIL LEVEL GAUGE ASSY ...	1	1	
12	95026-06016-00	BOLT, FLANGE	2	2	
13	3G1-85130-01-00	REAR REFLECTOR ASSY	1	1	
14	95701-05500-00	NUT, FLANGE	1	1	
15	11H-85110-01-00	REFLECTOR ASSY	2	2	
16	95701-05500-00	NUT, FLANGE	2	2	
17	3G1-85130-01-00	REAR REFLECTOR ASSY	2	2	
18	95701-05500-00	NUT, FLANGE	2	2	



HANDLE SWITCH - LEVER

Ref. No.	Part Number	Description	SD	SDC	Remarks
1	4BP-83975-00-00	SWITCH, HANDLE 2	1	1	
2	90157-05057-00	. SCREW, PAN HEAD	2	2	
3	4DU-83973-00-00	SWITCH, HANDLE 3	1	1	
4	98506-05030-00	. SCREW, PAN HEAD	1	1	
5	98506-05040-00	. SCREW, PAN HEAD	1	1	
6	80L-26397-00-00	BAND	1	1	
7	12R-82581-00-00	BAND	2	2	
8	3YX-82911-00-00	HOLDER, LEVER 1	1	1	
9	3YX-83912-00-00	LEVER 1	1	1	
10	3YX-82917-00-00	SWITCH	1	1	
11	90123-08046-00	BOLT	1	1	
12	90179-08316-00	NUT	1	1	
13	3YX-83945-00-00	BOLT, LEVER	1	1	
14	95616-06100-00	NUT, U	1	1	
15	341-83333-70-00	SCREW, LENS FITTING	1	1	
16	95026-06020-00	BOLT, FLANGE	1	1	



4DU110-2430

XJ600SD, SDC 1992 SERVICE DATA

MODEL / MODEL CODE	XJ600SD / 4DU
INITIAL ENGINE NUMBER / FRAME NUMBER	SD 4DU-000101 / JYA4DUE0X JNA000101 SDC 4DU-013101 / JYA4DUC0X JNA013101
ENGINE:	Air-Cooled, DOHC Four-Stroke Four
Bore / Stroke / Number Cylinders / Displacement	58.5mm / 55.7mm / 4 / 599cc
Piston Skirt Clearance New / Max	0.025 - 0.045mm / 0.15mm
Valve Clearance (Cold): Intake / Exhaust	0.11-0.15mm / 0.21-0.25mm
Oil Type: Above 5°C (40°F)	Yamalube 4" or SAE 20W40 SE or SF
Oil Type: Below 15°C (60°F)	Yamalube 4" or SAE 10W30 SE or SF
Capacity: Oil and Filter Change / Oil Change Only	2900cc (3.1 qt) / 2500cc (2.6 qt)
Oil Filter Part Number	3FV-13440-00-00
TRANSMISSION:	See ENGINE / # / 30-40m
MIDDLE GEAR CASE: Oil Type / Capacity	#
FINAL GEAR CASE: Oil or Grease Type / Capacity	#
FUEL TANK: Main / Reserve / Fuel Type	17 Lit (4.5 gal) / 3.5 Lit (0.93 gal) / Unleaded Regular
COOLING SYSTEM: Coolant Type / Mixing Ratio (Liquid)	# / #
CARBURETOR:	
Manufacturer / Type / ID Number	Mikuni / BDS26 / SD 4DU-00 SDC 4DU-10
Main Jet / Pilot Jet / Pilot Screw (Turns Out)	#102.5 / #17.5 / #
Needle Jet / Jet Needle / Clip Position	#1, 4 0-4, #2, 3 0-2 / 4B10 / Fixed
Slide Cutaway	#
Float Height / Fuel Level	7.2 ± 1.0mm / 4 - 6mm (With Special Tool)
Idle rpm	1300 ± 100 rpm
Max CO ₂ / Max HC ₂ / Set CO ₂	6.0% / 700 ppm / 4.5 ± 0.5% @ 1200-1300 rpm
SUSPENSION:	
Front: Oil Type / Level / Quantity	10 wt. Fork Oil* / 111mm / 379cc
Gas or Air Pressure Min - Max / Standard	#
Rear: Gas or Air Pressure Min - Max / Standard	# / #
TIRES: Size / Nominal Pressure: Front	110/80-17 57H / 2 kg/cm ² (28 psi)
Size / Nominal Pressure: Rear	130/70-18 63H / 2.25 kg/cm ² (32 psi)
CHARGING SYSTEM:	AC Generator
Battery Model / Specific Gravity / Charge Rate	YTX9-BS or GTX9-BS / 1.320 / 0.8A
Maximum Output	14V21A @ 5000 rpm
Field Coil Rotor Ω	#
Stator Coil Color Code / Ω	W - W / 0.4Ω ± 20%
Charge Coil Color Code / Ω	# / #
IGNITION SYSTEM:	Transistor Controlled (Digital)
Ignition Timing	5° @ 1300 rpm Full advance 35° @ 9000 rpm
Spark Plug Type	NGK CR8E or ND U24ESR-N
Spark Plug Gap / Torque / Cap Ω	0.7-0.8mm / 1.75m·kg (13 ft·lb) / 10kΩ
Ignition Coil Test Gap / Primary Ω / Secondary Ω	6mm / 2Ω ± 10% / 12KΩ ± 10%
Pulser Coil or Pickup Coil Color Code / Ω	# / 380Ω ± 20%
Source Coil Color Code / Ω	#

= Does not apply to this model
NA = Information not available

* = Available from YPAD
± = For diagnostic use only

SERVICE DATA

LIGHTING SYSTEM	
Headlight / Taillight / Turn Signal	12V60-55W / 12V 21W-5W/12V-27W-6W(F) 12-27W (R)
Lighting Coil Color Code / Ω	#
TORQUE VALUES:	
Front Axle Nut	M16 5.9m·kg (43 ft·lb)
Front Pinch Bolt	M8 2.0m·kg (14 ft·lb)
Rear Axle Nut	M16 10.5m·kg (75 ft·lb)
Rear Axle Pinch Bolt	#
Clutch Nut	M20 7.0m·kg (50 ft·lb)
Drain Plug	M14 4.3m·kg (31 ft·lb)
Flywheel Nut	M10 6.0m·kg (55 ft·lb)
Cylinder Head Cover Bolt	M8 1.0m·kg (7 ft·lb)
Cylinder Head: Nut, Cap	M8 2.2m·kg (16 ft·lb)
Stud Bolt, Cam Chain	M6 0.5m·kg (3.6 ft·lb)
Stud Bolt, Exhaust Pipe	M6 1.5m·kg (11 ft·lb)
Engine Mounting Bolts: Lower	M10 6.0m·kg (43 ft·lb)
Upper	M10 6.0m·kg (43 ft·lb)
Rear	M12 8.8m·kg (64 ft·lb)
Pivot Shaft	M14 9.1m·kg (66 ft·lb)
Spark Plug	1.3 m·kg (9 ft·lb)
SERVICE LITERATURE:	
Owner's Manual	LIT-11626-08-22
Service Manual	LIT-11616-08-22
Assembly Manual	LIT-11666-08-22
Consumer Information	LIT-11656-04-60

= Does not apply to this model
NA = Information not available

* = Available from YPAD
± = For diagnostic use only

SERVICE DATA

MOTORCYCLE	DATE 6/3/92
------------	-------------

XJ600SE, SEC 1993 SERVICE DATA

MODEL / MODEL CODE	XJ600SE / 4DU
INITIAL ENGINE NUMBER / FRAME NUMBER	XJ600SEC / 4DU
ENGINE:	SE 4DU-015101 / JYA4DUE01 (PA015101) SEC 4DU-026101 / JYA4DUC01 (PA026101)
ENGINE:	Air-Cooled, DOHC Four-Stroke Four
Bore / Stroke / Number Cylinders / Displacement	58.5mm / 55.7mm / 4 / 599cc
Piston Skirt Clearance New / Max	0.025 ~ 0.045mm / 0.15mm
Valve Clearance (Cold) Intake / Exhaust	0.11-0.15mm / 0.21-0.25mm
Oil Type Above 5°C (40°F)	Yamalube 4* or SAE 20W40 SE or SF
Oil Type Below 15°C (60°F)	Yamalube 4* or SAE 10W30 SE or SF
Capacity Oil and Filter Change / Oil Change Only	2900cc (3.1 qt.) / 2500cc (2.6 qt.)
Oil Filter Part Number	3FV-13440-00-00
TRANSMISSION:	
Oil Type / Capacity / Drive Chain Free Play	See ENGINE / # / 30-40m
MIDDLE GEAR CASE: Oil Type / Capacity	#
FINAL GEAR CASE: Oil or Grease Type / Capacity	#
FUEL TANK: Main / Reserve / Fuel Type	17 Lt (4.5 gal) / 3.5 Lt (0.93 gal) / Unleaded Regular
COOLING SYSTEM: Coolant Type / Mixing Ratio (Liquid)	# / #
CARBURETOR:	
Manufacturer / Type / ID Number	Mikuni BDS26 / SE 4DU-00 SEC 4DU 10
Main Jet / Pilot Jet / Pilot Screw (Turns Out)	#102.5 / #17.5 / #
Needle Jet / Jet Needle / Clip Position	#1 4 0-4 #2 3 0-2 / 4B10 / Fixed
Slide Cutaway	#
Float Height / Fuel Level	7.2 ± 0.0mm / 4 ~ 6mm (With Special Tool)
Idle rpm	1300 ± 100 rpm
Max Cool / Max HC+ / Set Cool	6.0% / 700 ppm / 4.5 ± 0.5% @ 1200-1300 rpm
SUSPENSION:	
Front Oil Type / Level / Quantity	10 wt. Fork Oil* / 111mm / 379cc
Gas or Air Pressure Min ~ Max / Standard	#
Rear Gas or Air Pressure Min ~ Max / Standard	# / #
TIRES: Size / Nominal Pressure Front	110/80-17 57H / 2 kg/cm² (28 psi)
Size / Nominal Pressure Rear	130/70-18 63H / 2.25 kg/cm² (32 psi)
CHARGING SYSTEM:	
Battery Model / Specific Gravity / Charge Rate	YTX9-BS or GTX9-BS / 1.320 / 0.8A
Maximum Output	14V21A @ 5000 rpm
Field Coil Rotor Ω	#
Stator Coil Color Code / Ω	W ~ W / 0.4Ω ± 20%
Charge Coil Color Code / Ω	# / #
IGNITION SYSTEM:	
Ignition Timing	Transistor Controlled (Digital)
Spark Plug Type	5* @ 1300 rpm Full advance 35* @ 9000 rpm
Spark Plug Gap / Torque / Cap Ω	NGK CR8E or ND U24ESR-N 0.7-0.8mm / 1.75m·kg (13 ft·lb) / 10kΩ
Ignition Coil Test Gap / Primary Ω / Secondary Ω	6mm / 2Ω ± 10% / 12KΩ ± 10%
Pulser Coil or Pickup Coil Color Code / Ω	# / 380Ω ± 20%
Source Coil Color Code / Ω	#

= Does not apply to this model
NA = Information not available

* = Available from YPAD
+ = For diagnostic use only

LIGHTING SYSTEM	
Headlight Tailight Turn Signal	12V60 55W / 12V 21W 55W / 12V 21W 8W / F: 12 21W / R
Lighting Coil Color Code / Ω	#
TORQUE VALUES:	
Front Axle Nut	M16 5.9m·kg (43 ft·lb)
Front Pinch Bolt	M8 2.0m·kg (14 ft·lb)
Rear Axle Nut	M16 10.5m·kg (75 ft·lb)
Rear Axle Pinch Bolt	#
Clutch Nut	M20 7.0m·kg (50 ft·lb)
Drain Plug	M14 4.3m·kg (31 ft·lb)
Flywheel Nut	M10 8.0m·kg (58 ft·lb)
Cylinder Head Cover Bolt	M6 1.0m·kg (7 ft·lb)
Cylinder Head Nut Cap	M8 2.2m·kg (16 ft·lb)
Stud Bolt Cam Chain	M6 0.5m·kg (3.6 ft·lb)
Stud Bolt Exhaust Pipe	M6 1.5m·kg (11 ft·lb)
Engine Mounting Bolts Lower	M10 6.0m·kg (43 ft·lb)
Upper	M10 6.0m·kg (43 ft·lb)
Rear	M12 8.8m·kg (64 ft·lb)
Pivot Shaft	M14 9.1m·kg (66 ft·lb)
Spark Plug	1.3 m·kg (9 ft·lb)
SERVICE LITERATURE:	
Owner's Manual	LIT #1626 08 13
Service Manual	LIT #1616 08 22 Same as XJ600SD SDC
Assembly Manual	LIT #1666 08 22 Same as XJ600SD SDX
Consumer Information	LIT #1656 04 61

= Does not apply to this model
NA = Information not available

* = Available from YPAD
+ = For diagnostic use only

