



YAMAHA


PARTS CATALOGUE

XJ600'86 (51J)

EUROPE

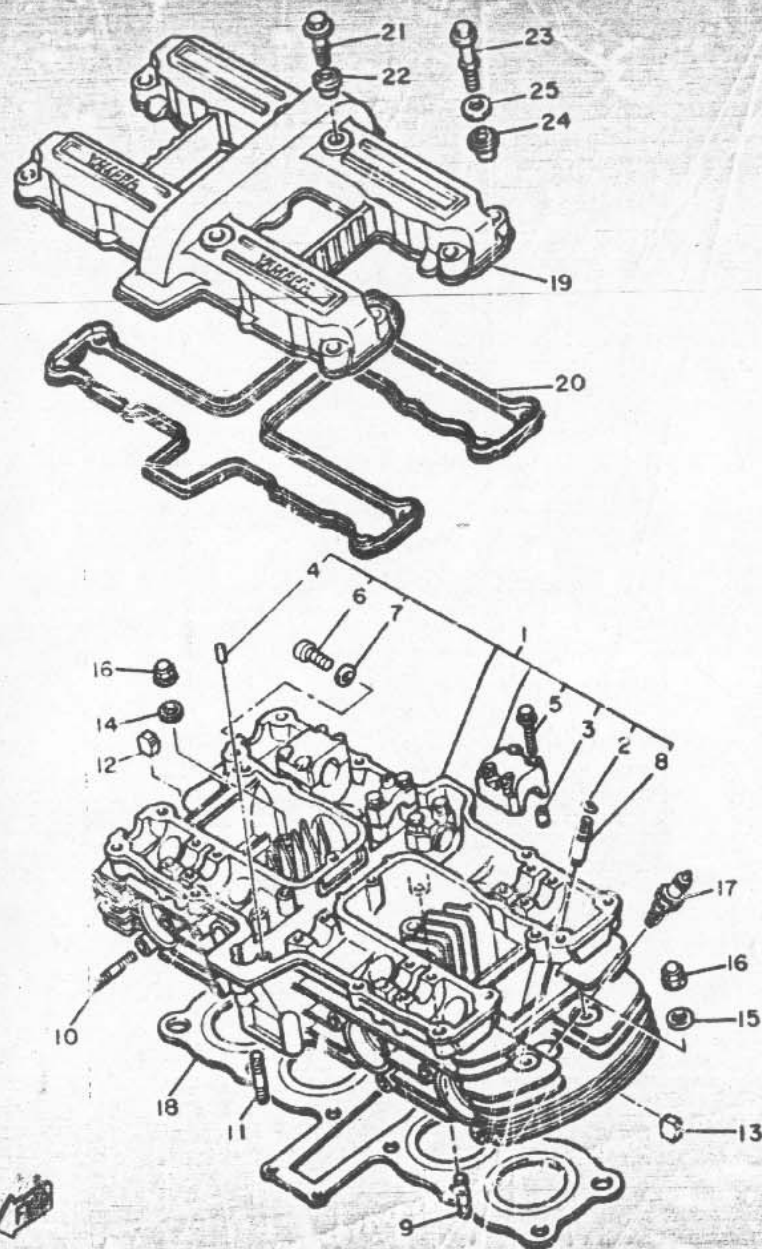
2661J-300E2

A2



A3

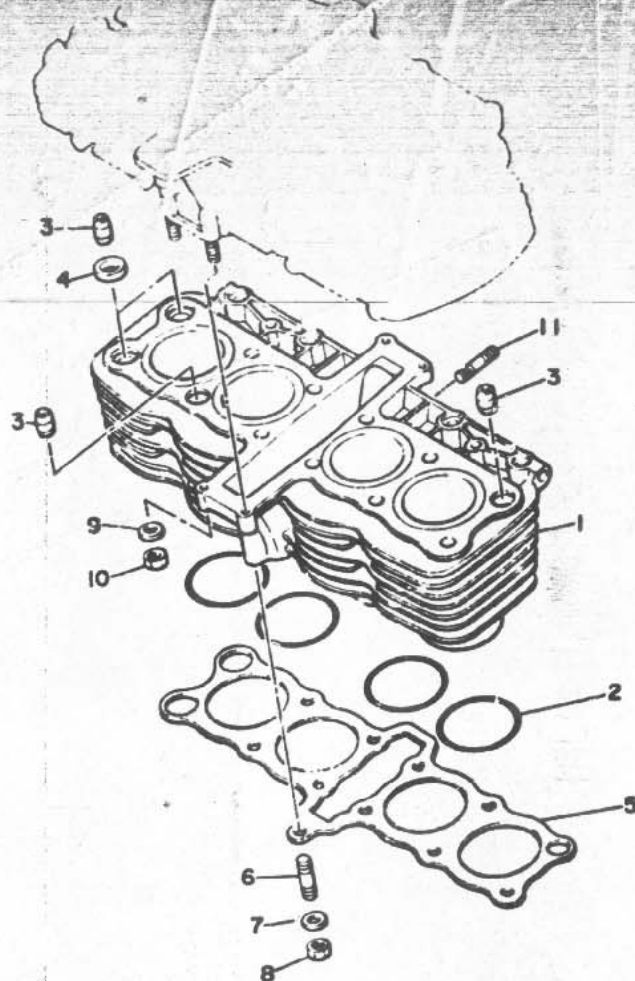
FIG. 1 CYLINDER HEAD



REF. NO.	PART NO.	DESCRIPTION	Q'TY	REMARKS
1	49A-11101-00	CYLINDER HEAD ASSY	1	
2	93440-10085	CIRCLIP	8	
3	99510-08016	PIN, dowel	12	
4	93604-14012	PIN, dowel	1	
5	90105-06153	BOLT, washer based	24	
6	90153-06045	SCREW, hexagon	1	
7	90430-06014	GASKET	1	
8	4G0-11133-10	GUIDE, intake valve	8	
9	95621-06018	BOLT, stud	2	
10	90118-06437	BOLT, stud	8	
11	95621-06630	BOLT, stud	2	
12	434-11161-00	ABSORBER 1	8	
13	4H7-11161-00	ABSORBER 1	14	
14	90201-09401	WASHER, plate	10	
15	90201-08609	WASHER, plate	2	
16	90176-08026	NUT, crown	12	
17	94701-00203	PLUG, spark (NGK DR8F-L)	4	
18	49A-11181-00	GASKET, cylinder head 1	1	
*19	49A-11191-01	COVER, cylinder head 1	1	
*20	4G0-11193-01	GASKET, head cover 1	1	
21	90109-063A5	BOLT	4	
22	4G0-1111G-00	RUBBER, mount 1	4	
23	90109-083A4	BOLT	8	
24	90480-11287	GROMMET	8	
25	90209-10261	WASHER	8	



49A110-4010

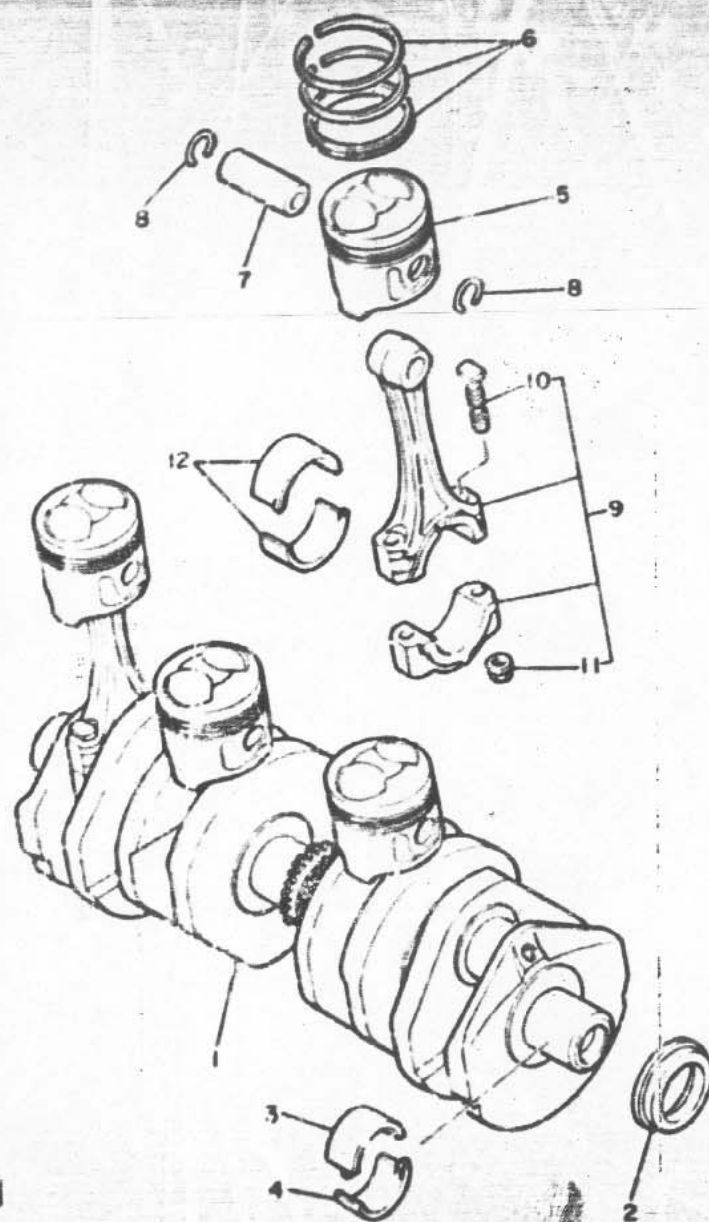


REF. NO.	PART NO.	DESCRIPTION	Q'TY	REMARKS
1	49A-11310-01	CYLINDER	1	
2	93210-63142	D-RING	4	
3	99530-14016	PIN, dowel	4	
4	90430-14131	GASKET	2	
5	49A-11351-00	GASKET, cylinder	1	
6	95621-08330	BOLT, stud	1	
7	90201-08463	WASHER, Plate	1	
8	95311-08600	NUT	1	
9	92901-06600	WASHER, Plate	4	
10	95311-06600	NUT	4	
11	90116-06251	BOLT, stud	1	

51J310-6020

B3

FIG. 3 CRANKSHAFT-PISTON



REF. NO.	PART NO.	DESCRIPTION	Q'TY	REMARKS
1	49A-11411-02	CRANKSHAFT	1	
2	93101-32144	OIL SEAL	1	
3	49A-11416-00	PLANE BEARING, crankshaft 1	1	UR blue
	49A-11416-10	PLANE BEARING, crankshaft 1	1	UR black
	49A-11416-20	PLANE BEARING, crankshaft 1	1	UR brown
	49A-11416-30	PLANE BEARING, crankshaft 1	1	UR Green
	49A-11416-40	PLANE BEARING, crankshaft 1	1	UR yellow
4	49A-11418-30	PLANE BEARING, crankshaft 3	1	UR blue
	49A-11418-40	PLANE BEARING, crankshaft 3	1	UR black
	49A-11418-20	PLANE BEARING, crankshaft 3	1	UR brown
	49A-11418-30	PLANE BEARING, crankshaft 3	1	UR Green
	49A-11418-40	PLANE BEARING, crankshaft 3	1	UR yellow
5	49A-11631-00	PISTON (STD)	4	
	49A-11636-00	PISTON (0.50MM O/S)	4	AP
	49A-11638-00	PISTON (1.00MM O/S)	4	AP
6	49A-11610-00	PISTON RING SET (STD)	4	
	49A-11610-20	PISTON RING SET (2ND O/S)	4	AP
	49A-11610-40	PISTON RING SET (4TH O/S)	4	AP
7	49A-11633-00	PIN, Piston	4	
8	93450-16064	CIRCLIP	2	
9	49A-Y1162-00	CONNECTING ROD ASSY	4	
10	4H7-11654-00	BOLT, connecting rod	2	
11	90179-07307	NUT	2	
12	49A-11656-00	PLANE BEARING, connecting rod	4	UR blue
	49A-11656-10	PLANE BEARING, connecting rod	4	UR black
	49A-11656-20	PLANE BEARING, connecting rod	4	UR brown
	49A-11656-30	PLANE BEARING, connecting rod	4	UR Green

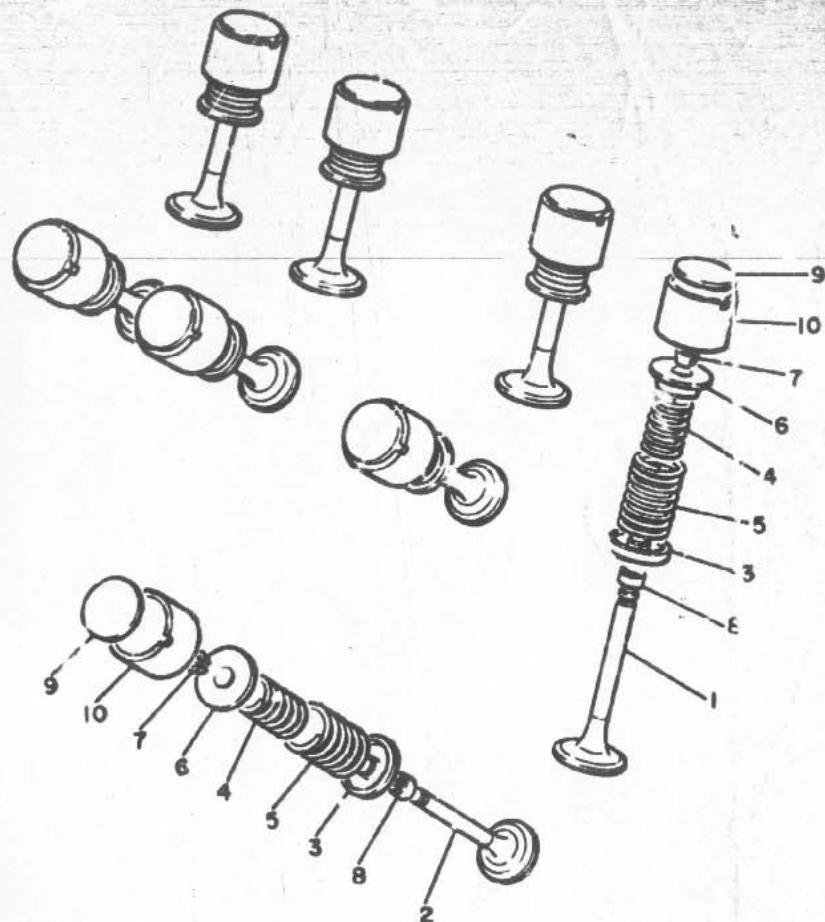


FIG. 4 VALVE

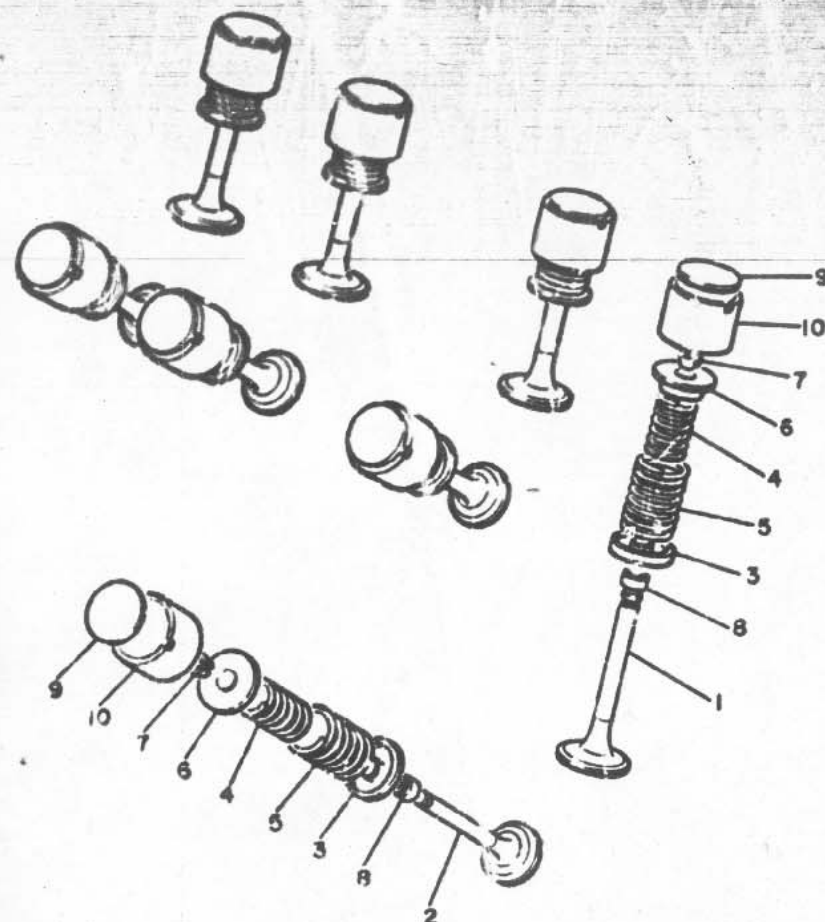
REF. NO.	PART NO.	DESCRIPTION	Q'TY	REMARKS
1	49A-12111-00	VALVE, intake	4	
2	49A-12121-00	VALVE, exhaust	4	
3	4G0-12116-01	SEAT, valve spring	8	
4	4G0-12113-00	SPRING, valve inner	8	
5	4G0-12114-00	SPRING, valve outer	8	
6	4G0-12117-00	RETAINER, valve spring	8	
7	4G0-12118-00	COTTER, valve	16	
8	5H0-12119-00	SEAL, valve stem	8	
9	1J7-12169-01	PAD, adjusting (2.00)	8	UR
	1J7-12169-11	PAD, adjusting (2.05)	8	UR
	1J7-12169-21	PAD, adjusting (2.10)	8	UR
	1J7-12169-31	PAD, adjusting (2.15)	8	UR
	1J7-12169-41	PAD, adjusting (2.20)	8	UR
	1J7-12169-51	PAD, adjusting (2.25)	8	UR
	1J7-12169-61	PAD, adjusting (2.30)	8	UR
	1J7-12169-71	PAD, adjusting (2.35)	8	UR
	1J7-12169-81	PAD, adjusting (2.40)	8	UR
	1J7-12169-91	PAD, adjusting (2.45)	8	UR
	1J7-12169-A1	PAD, adjusting (2.50)	8	UR
	1J7-12169-E1	PAD, adjusting (2.55)	8	UR
	1J7-12169-F1	PAD, adjusting (2.60)	8	UR
	1J7-12169-G1	PAD, adjusting (2.65)	8	UR
	1J7-12169-H1	PAD, adjusting (2.70)	8	UR
	1J7-12169-J1	PAD, adjusting (2.75)	8	UR
	1J7-12169-K1	PAD, adjusting (2.80)	8	UR
	1J7-12169-L1	PAD, adjusting (2.85)	8	UR
	1J7-12169-M1	PAD, adjusting (2.90)	8	UR
	1J7-12169-N1	PAD, adjusting (2.95)	8	UR



4G0010-0060

FIG. 4 VALVE

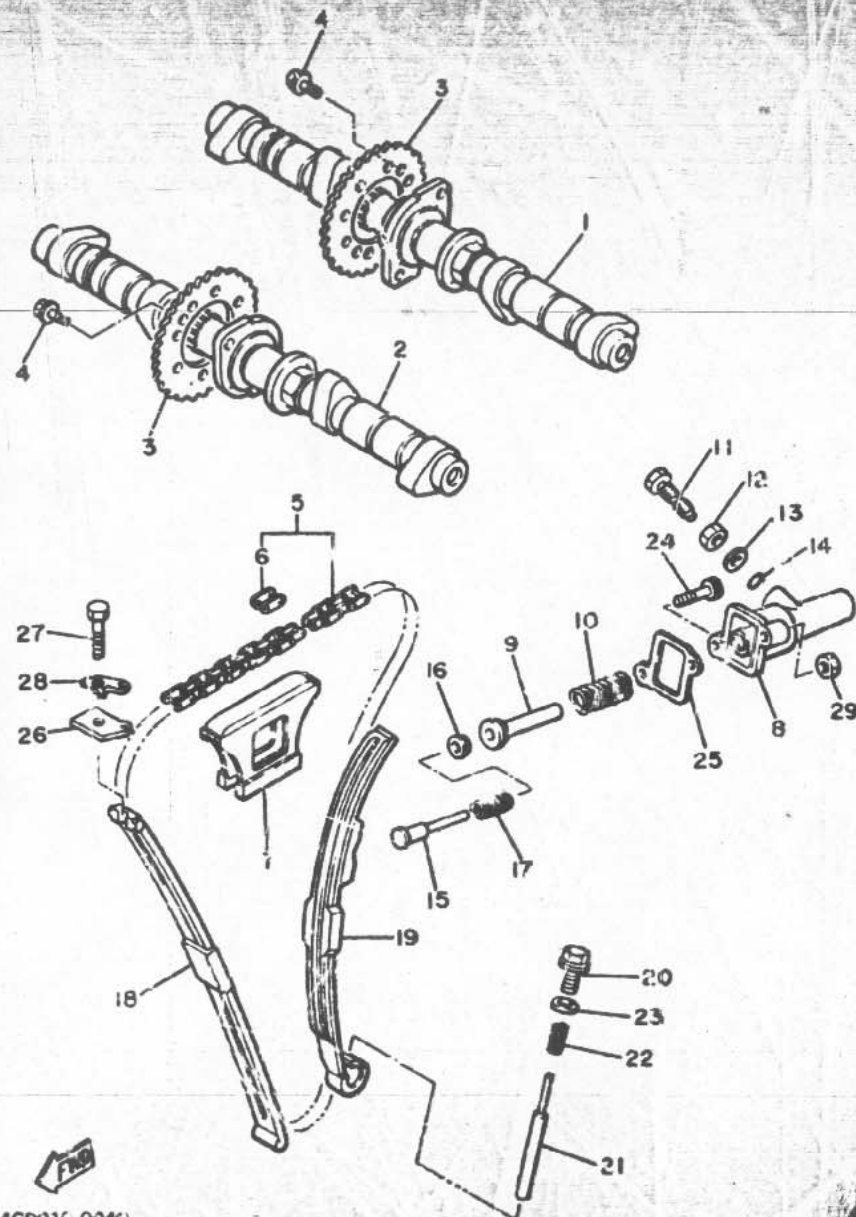
REF. NO.	PART NO.	DESCRIPTION	Q'TY	REMARKS
9	1J7-12169-R1	PAD, adjusting (3.00)	8	UR
	1J7-12169-T1	PAD, adjusting (3.06)	8	UR
	1J7-12169-U1	PAD, adjusting (3.10)	8	UR
	1J7-12169-V1	PAD, adjusting (3.15)	8	UR
	1J7-12169-W1	PAD, adjusting (3.20)	8	UR
10	31A-12163-00	LIFTER, valve	8	



4G0010-00/0

B6

FIG. 5 CAMSHAFT, CHAIN

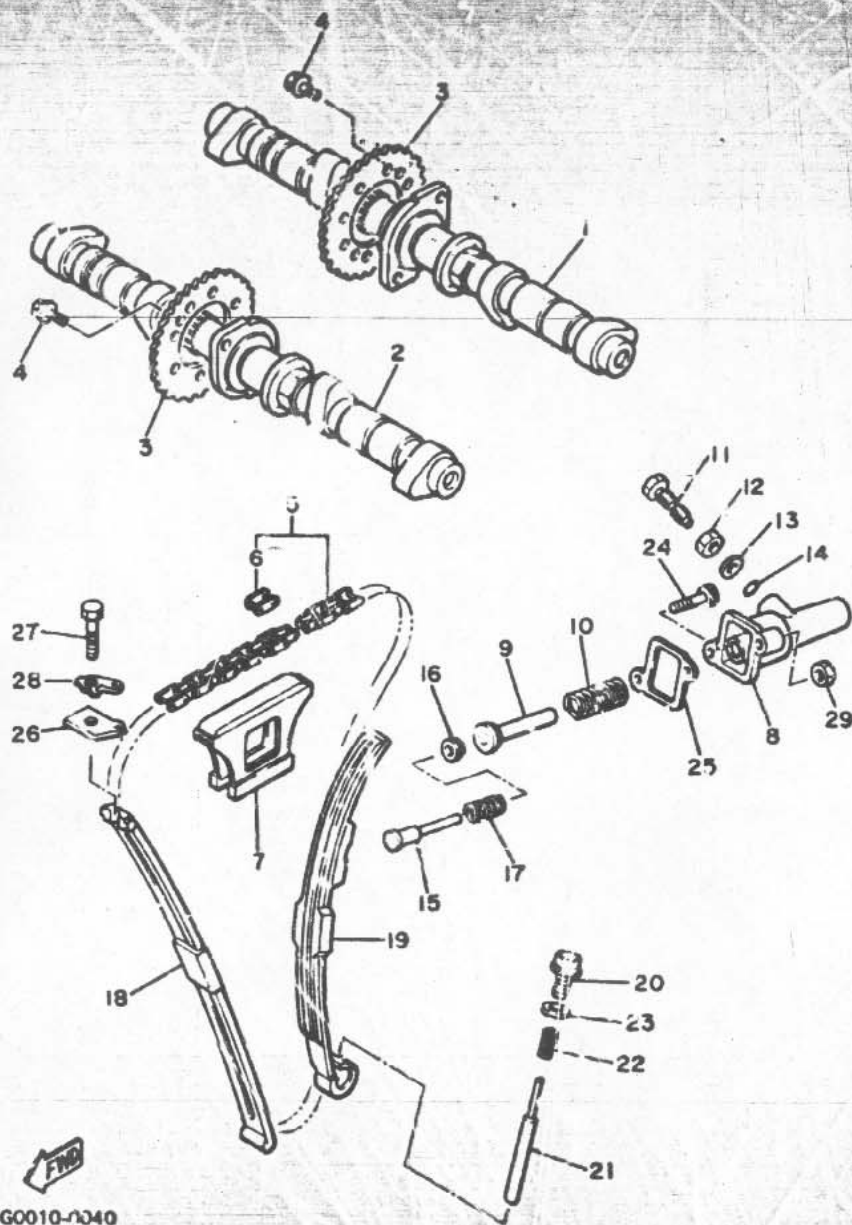


4G001C-0040

REF. NO.	PART NO.	DESCRIPTION	Q'TY	REMARKS
1	51J-12171-00	CAMSHAFT 1	1	
2	51J-12181-00	CAMSHAFT 2	1	
3	4G0-12178-01	SPROCKET, cam chain	2	
4	90105-07342	BOLT, washer based	4	
5	94580-37114	CHAIN (DID219FTS 114L)	1	
6	94680-37021	JOINT, chain	1	
7	4H7-12241-00	GUIDE, stopper 2	1	
8	4V8-12212-00	CASE, chain tensioner	1	
9	4G0-12217-01	RCD, chain tensioner	1	
10	90501-16616	SPRING, compression	1	
11	90109-08442	BOLT	1	
12	95301-00700	NUT	1	
13	92901-08200	WASHER, Plain	1	
14	93210-08632	O-RING	1	
15	4G0-12227-00	ROD, chain tensioner 2	1	
16	4G0-12232-00	DAMPER	1	
17	90501-13615	SPRING, compression	1	
18	4G0-12251-00	DAMPER, chain 1	1	
19	4G0-12252-01	DAMPER, chain 2	1	
20	90340-10061	PLUG, straight screw	1	
21	90249-04184	PIN	1	
22	90501-15603	SPRING, compression	1	
23	90261-10118	WASHER, Plate	1	
24	91311-06025	BOLT	1	
25	4G0-12213-00	BASKET, tensioner case	1	
26	90209-06201	WASHER	1	
27	97301-02035	BOLT	1	
28	90215-06177	WASHER, lock	1	

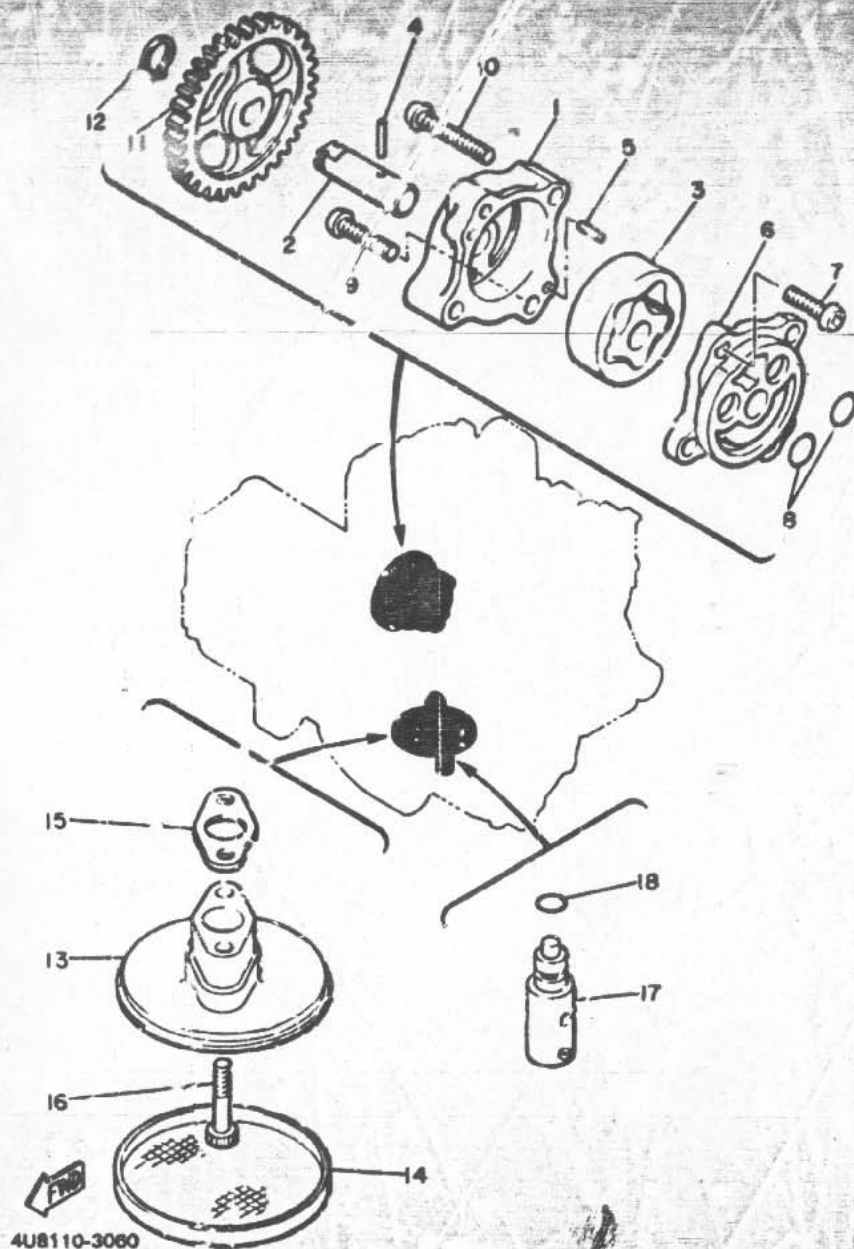
FIG. 5 CAMSHAFT CHAIN

REF. NO.	PART NO.	DESCRIPTION	Q'TY	REMARKS
28	90179-06333	NUT	1	



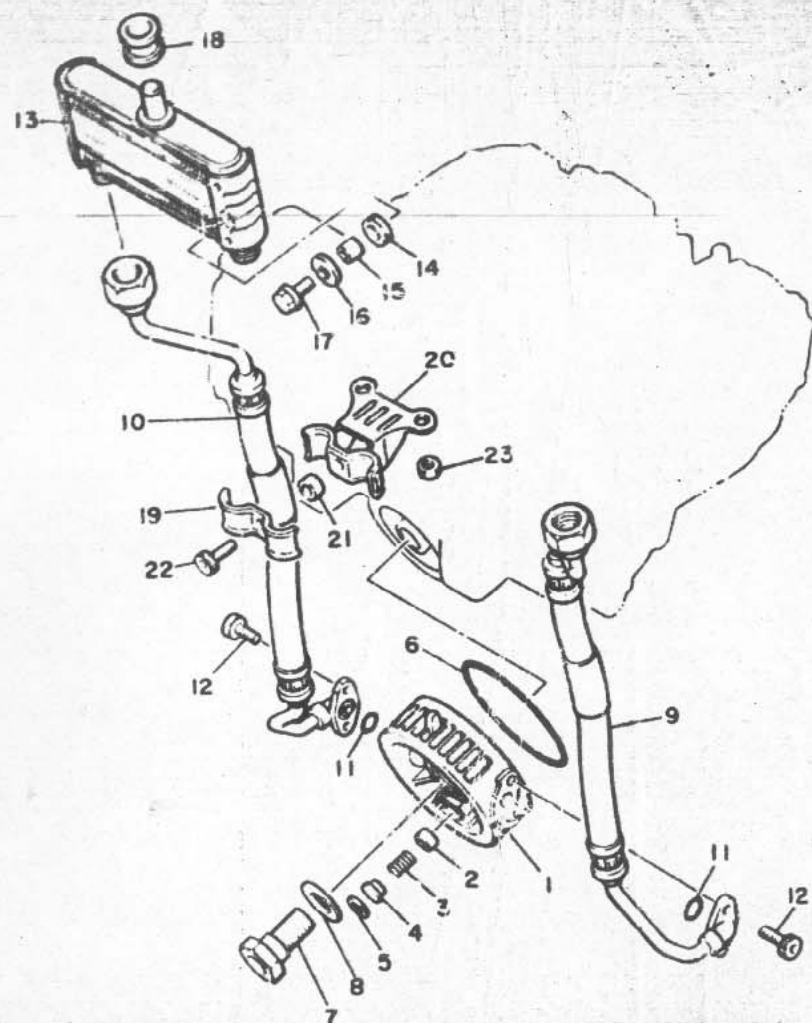
4G0010-0040

FIG. 6. OIL PUMP



REF. NO.	PART NO.	DESCRIPTION	Q'TY	REMARKS
1	33H-13336-00	HOUSING, rotor	1	
2	33H-13314-00	SHAFT, Pump	1	
3	4H7-13310-00	ROTOR ASSY 1	1	
4	93503-17070	PIN, dowel	1	
5	93603-07073	PIN, dowel	2	
6	4G0-13316-00	COVER, Pump	1	
7	92501-08014	SCREW, Pan head	1	
8	93210-13361	O-RING	2	
9	92501-06025	SCREW, Pan head	1	
10	92501-06035	SCREW, Pan head	2	
11	4G0-13325-00	GEAR, driven (43T)	1	
12	9300L-11400	CIRCLIP	1	
13	4G0-13412-00	HOUSING, strainer	1	
14	4H7-13411-02	STRAINER, oil	1	
15	4G0-13415-00	SEAL, oil strainer	1	
16	91316-06030	BOLT	2	
17	11H-13490-00	RELIEF VALVE ASSY	1	
18	93210-10055	O-RING	1	

FIG. 7 OIL COOLER

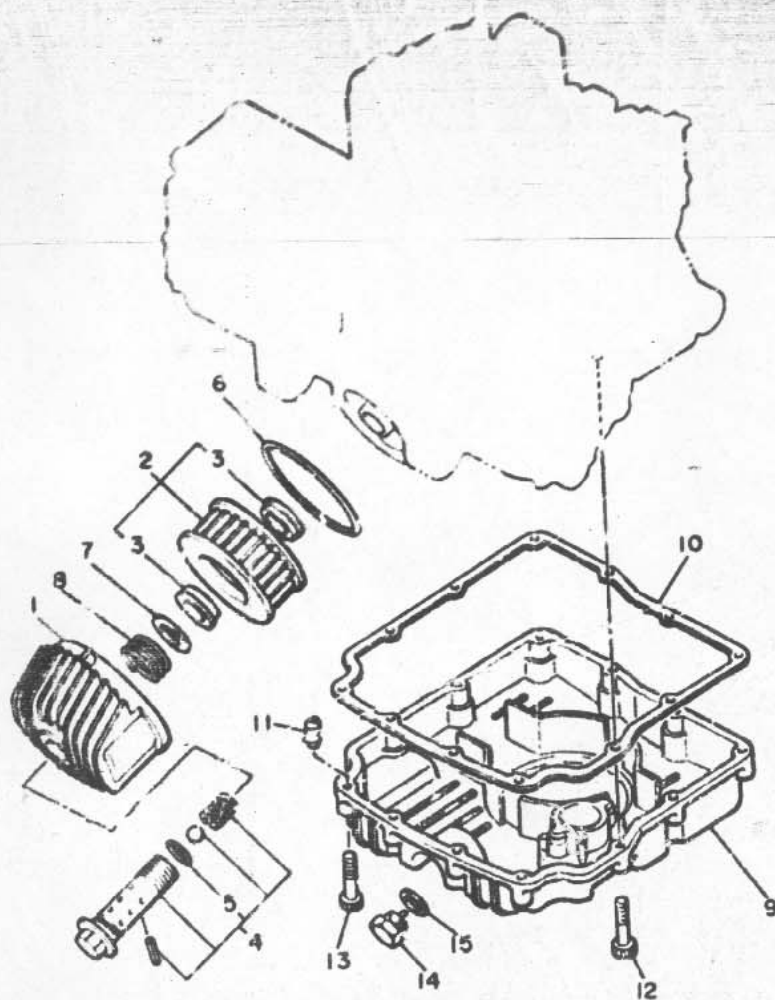


REF. NO.	PART NO.	DESCRIPTION	Q'TY	REMARKS
1	4K0-13-1-00	PLATE, adaptor	1	
2	2H9-13493-00	PLUNGER	1	
3	90501-12413	SPRING, compression	1	
4	90209-06173	WASHER	1	
5	39009-17100	CIRCLIP	1	
6	93210-87723	O-RING	1	
7	90401-20089	BOLT, union	1	
8	90201-25526	WASHER, Plate (T2.0)	1	
9	49A-13464-00	HOSE, oil 1	1	
10	49A-13465-00	HOSE, oil 2	1	
11	93210-10197	O-RING	2	
12	91316-06016	BOLT	4	
13	49A-13470-00	OIL COOLER ASSY	1	
14	90480-15235	GROMMET	2	
15	90387-060A7	COLLAR	2	
16	90209-06174	WASHER	2	
17	95826-06020	BOLT, flange	2	
18	90480-16284	GROMMET	1	
19	90462-10086	CLAMP	1	
20	90462-12140	CLAMP	1	
21	90387-07038	COLLAR	1	
22	91316-06025	BOLT	1	
23	95311-06600	NUT	2	



49A110-4070

FIG. 8 OIL CLEANER

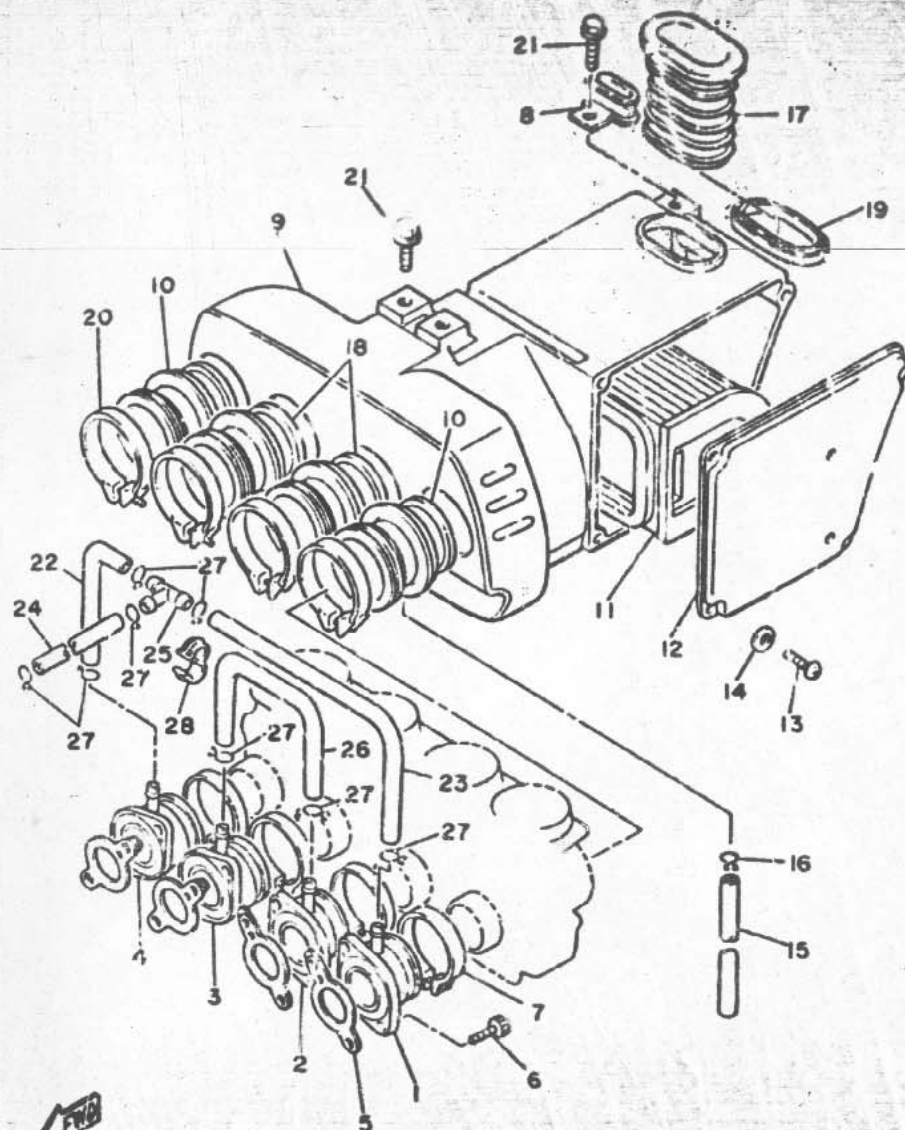


REF. NO.	PART NO.	DESCRIPTION	Q'TY	REMARKS
1	4X0-13447-00	COVER, oil element	1	
2	1L9-13440-91	ELEMENT ASSY, oil cleaner	1	
3	90480-23193	.GROMMET	2	
4	1L9-13340-01	BY-PASS VALVE ASSY	1	
5	93210-16325	.O-RING	1	
6	93210-87723	O-RING	1	
7	50201-21608	WASHER, Plate	1	
8	90601-20422	SPRING, compression	1	
9	430-13417-03	COVER, strainer	1	
10	430-13414-01	GASKET, strainer cover	1	
11	99410-08016	PIN, dowel	2	
12	91316-34030	BOLT	10	
13	91316-06040	BOLT	2	
*14	11H-13455-00	PLUG	1	
15	214-11198-01	GASKET	1	



49A110-4080

FIG. 9 INTAKE

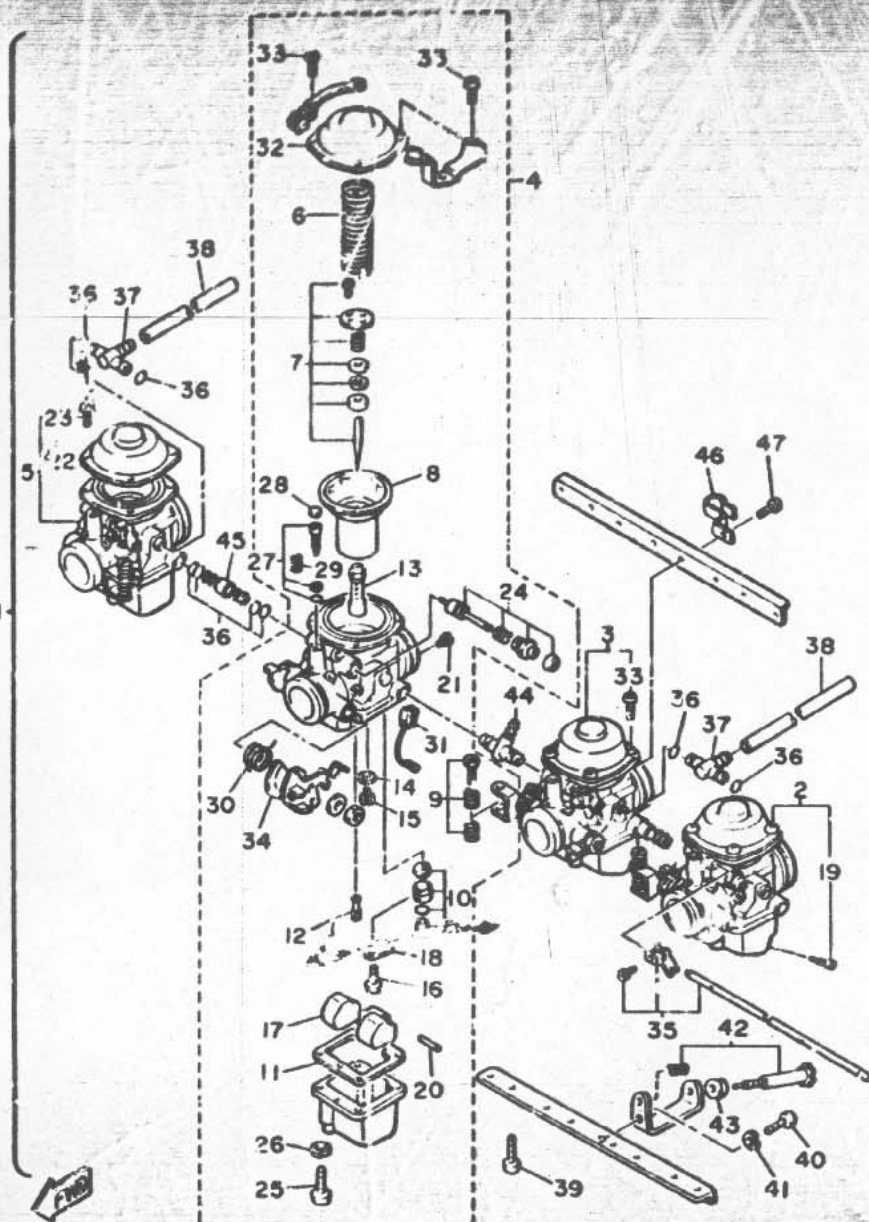


49A110-4091

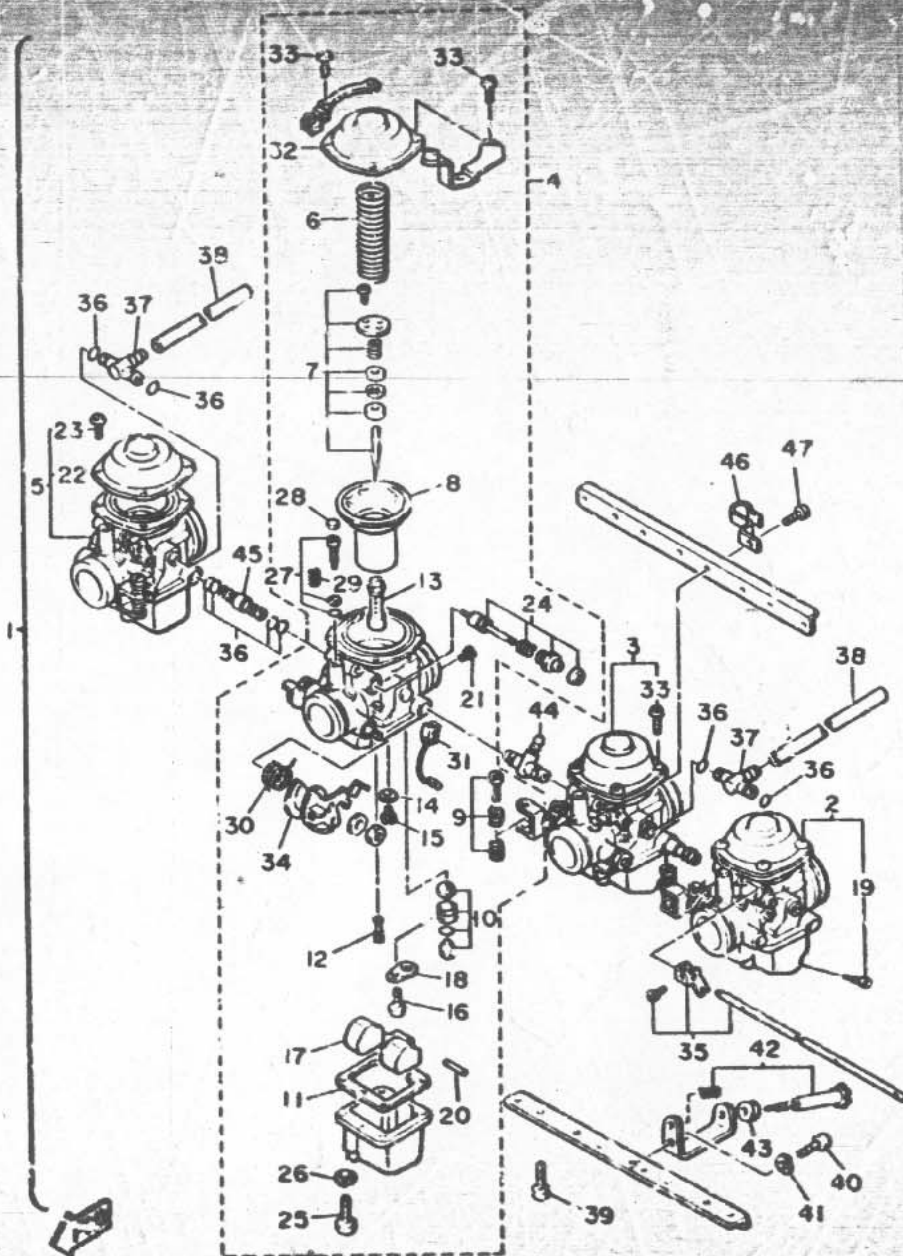
REF. NO.	PART NO.	DESCRIPTION	Q'TY	REMARKS
1	49A-13586-00	JOINT, carburetor 1	1	
2	49A-13586-00	JOINT, carburetor 2	1	
3	49A-13587-00	JOINT, carburetor 3	1	
4	49A-13586-00	JOINT, carburetor 4	1	
5	49A-13586-00	GASKET, manifold	4	
6	91316-06020	BOLT	8	
7	90460-49248	CLAMP, hose	4	
8	90462-10081	CLAMP	1	
9	49A-14401-00	AIR CLEANER CASE ASSY	1	
10	49A-14453-00	JOINT, air cleaner 1	2	
11	33M-14451-00	ELEMENT, air cleaner	1	
12	33M-14412-01	CAP, cleaner case 1	1	
13	98506-05025	SCREW, Pan head	4	
14	92906-05600	WASHER, Plate	4	
15	9C-46-11021	HOSE	1	
16	90467-09006	CLIP	1	
17	49A-14437-00	DUCT	1	
18	49A-14463-00	JOINT, air cleaner 2	2	
19	49A-1468T-00	REINFORCEMENT 8	1	
20	90460-55015	CLAMP, hose	4	
21	90113-06029	BOLT, with washer	3	
22	33M-13545-00	HOSE 1	1	
23	33M-13546-00	HOSE 2	1	
24	90445-09578	HOSE	1	
25	90413-05014	WAY 3	1	
26	33M-13547-00	HOSE 3	1	
27	90467-03075	CLIP	8	
28	9C-46-15139	CLIP	1	

FIG. 10 CARBURETOR

REF. NO.	PART NO.	DESCRIPTION	Q'TY	REMARKS
1	51J-14100-00	CARBURETOR ASSY	1	
2	51J-14901-00	..CARBURETOR ASSY 1	1	
3	51J-14902-00	..CARBURETOR ASSY R	1	
4	51J-14903-00	..CARBURETOR ASSY 3	1	
5	51J-14904-00	..CARBURETOR ASSY 4	1	
6	3F7-14933-00	..SPRING, diaPhraSm	1	
7	51J-1490J-00	..NEEDLE SET	1	UR #1,4
	51J-1490J-10	..NEEDLE SET	1	UR #2
8	49A-14940-00	..DIAPHRAGM ASSY	1	
9	36Y-1490K-00	..TOP SCREW SET	1	
10	25G-14107-20	..NEEDLE VALVE SET	1	
11	12R-14984-00	..GASKET, float chamber	1	
12	460-14142-40	..JET, Pilot (#40)	1	
13	49A-14941-28	..NOZZLE, main	1	
14	137-14157-00	..WASHER, main Jet	1	
15	620-14231-21	..JET, main (#105)	1	UR #1,2
	620-14231-71	..JET, main (#102.5)	1	UR #3,4
16	98501-04006	..SCREW, Pan head	1	
17	12R-14985-00	..FLOAT	1	
18	2H0-14146-00	..PLATE	1	
19	12R-14191-00	..PLUG, drain	1	
20	537-14186-00	..PIN, float	1	
21	302-14231-31	..JET, main (#155)	1	
22	51K-14958-00	..COVER, diaPhraSm	1	#1,4
23	98501-05010	..SCREW, Pan head	4	#1,4
24	49A-1410A-00	..STARTER SET	1	
25	98501-05016	..SCREW, Pan head	4	
26	92901-05100	..WASHER, sPr	4	



49G171-4100

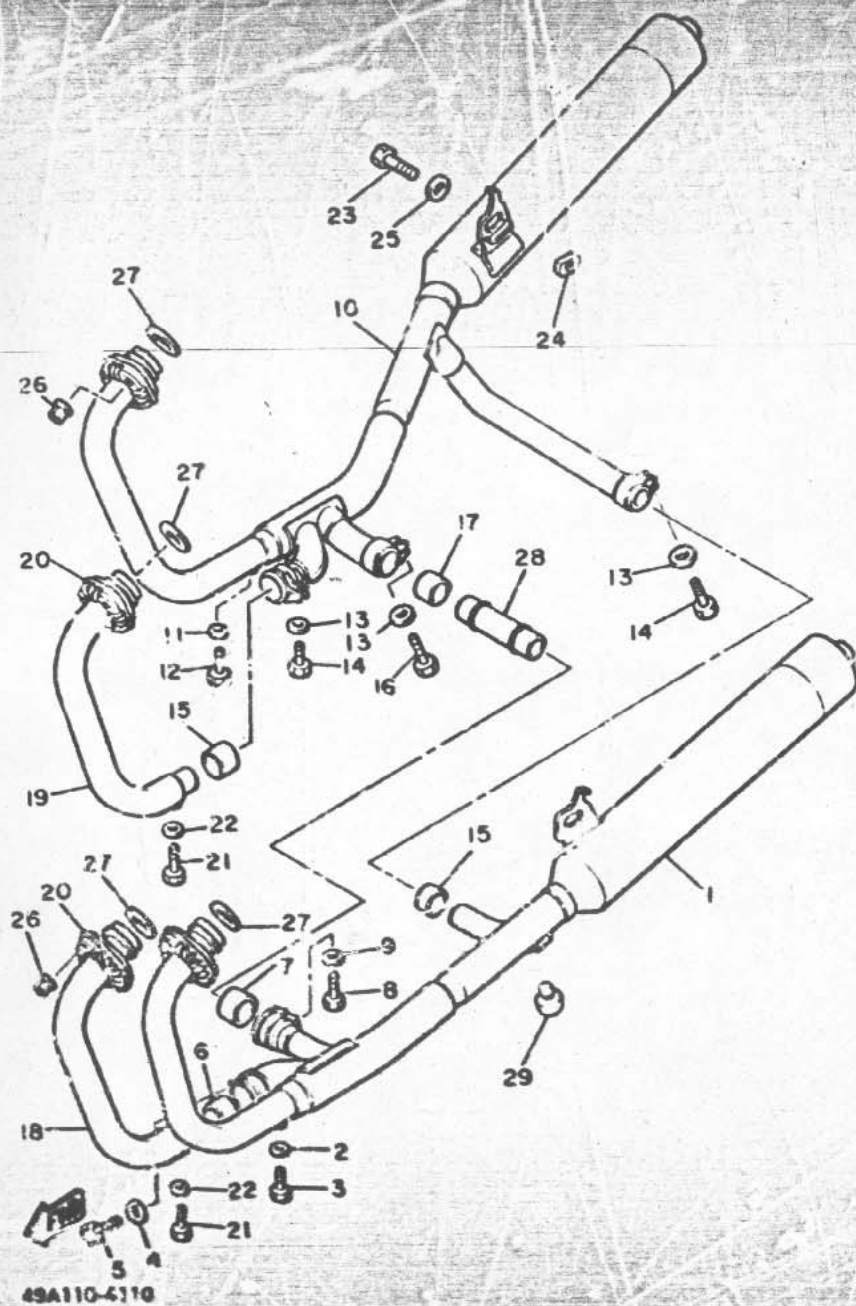


39G171-4100

REF. NO.	PART NO.	DESCRIPTION	Q'TY	REMARK
27	24U-14108-00	..PILOT SCREW SET	1	
28	22F-14991-00	..SCREW	1	
29	3F7-14134-00	..SPRING, air adjusting	1	
30	81K-14932-00	..SPRING, throttle 2	1	#3
31	49A-14130-00	..CABLE	1	#3
32	49A-14958-00	..COVER, diaphragm	1	#2,3
33	98501-05010	..SCREW, Pan head	4	#2,3
34	306-14170-00	..DIAPHRAGM ASS'Y	1	#3
35	49A-1490L-00	..STARTER LEVER SET, 1	1	
38	822-14147-00	..O-RING	12	
37	4V7-14988-00	..PIPE, starter connecting	2	
38	17A-14987-00	..HOSE	-	
39	92501-06014	..SCREW, Pan head	6	
40	98501-05008	..SCREW, Pan head	1	
41	92901-05100	..WASHER, spring	1	
42	31A-14103-00	..THROTTLE SCREW SET	1	
43	460-14998-00	..BUSH	1	
44	1J7-14988-00	..NIPPLE	1	
45	16G-14251-00	..NIPPLE	2	
46	49A-14139-00	..CLIP, PIPE	1	
47	98501-05010	..SCREW, Pan head	8	

B14

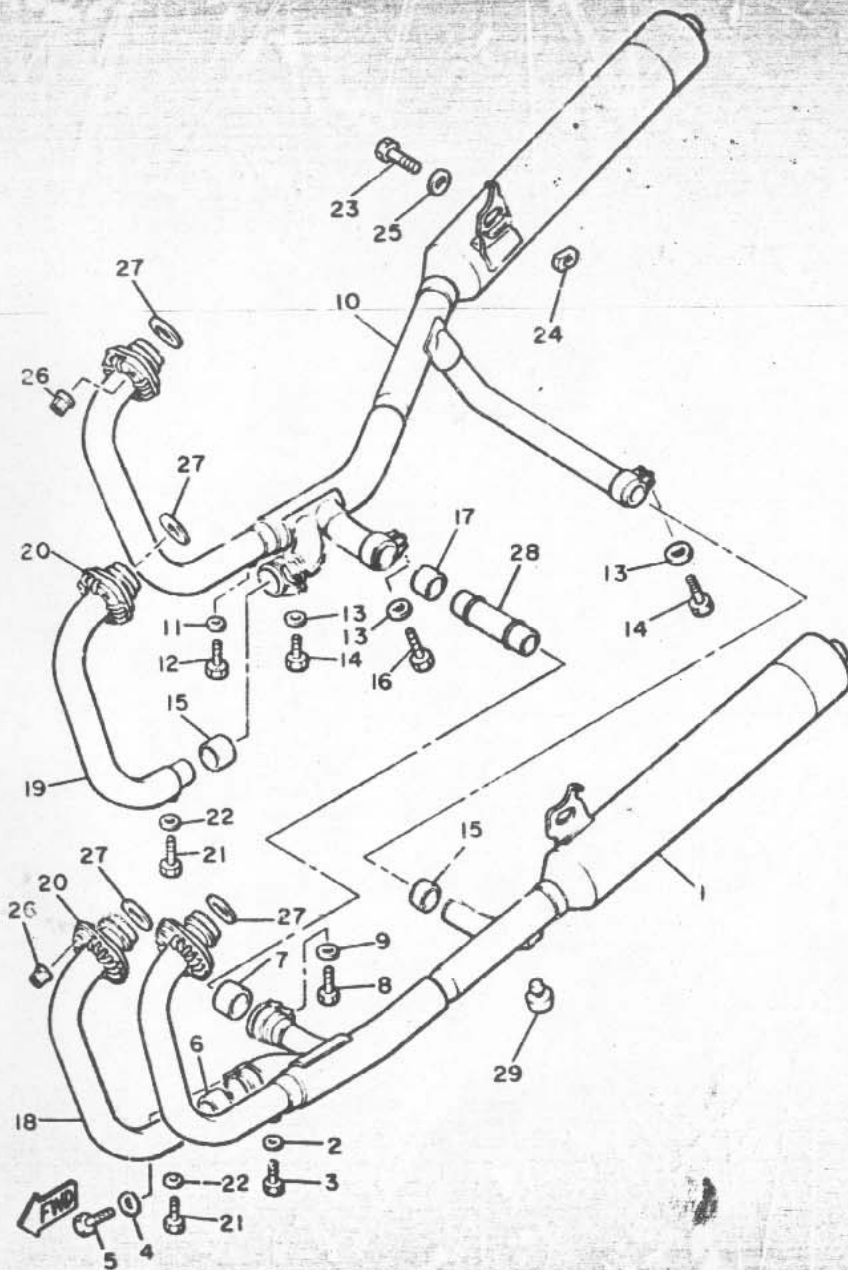
FIG. 11 EXHAUST



REF. NO.	PART NO.	DESCRIPTION	Q'TY	REMARKS
1	51J-14111-00	MUFFLER 1	1	
2	92906-08600	WASHER, Plate	1	
3	90101-06576	BOLT	1	
4	92906-08600	WASHER, Plate	1	
5	97316-08020	BOLT	1	
6	33M-14755-00	GASKET, silencer	1	
7	2G2-14714-00	GASKET, muffler	1	
8	97316-08025	BOLT	1	
9	92906-08600	WASHER, Plate	1	
10	51J-14721-00	MUFFLER 2	1	
11	92906-08600	WASHER, Plate	1	
12	90101-06576	BOLT	1	
13	92906-08600	WASHER, Plate	3	
14	97316-08020	BOLT	2	
15	33M-14755-00	GASKET, silencer	2	
16	97316-08025	BOLT	1	
17	2G2-14714-00	GASKET, muffler	1	
18	35J-14621-01	PIPE, exhaust 2	1	
19	35J-14631-01	PIPE, exhaust 3	1	
20	53U-14612-00	NUT, ring	2	
21	90101-06576	BOLT	2	
22	92906-08600	WASHER, Plate	2	
23	90110-10067	BOLT, hexagon socket head	2	
24	90179-10276	NUT	2	
25	90201-10669	WASHER, Plate	2	
26	90179-06499	NUT	2	
27	4H7-14613-00	GASKET, exhaust pipe	4	
28	49A-1475K-00	PIPE 7	1	

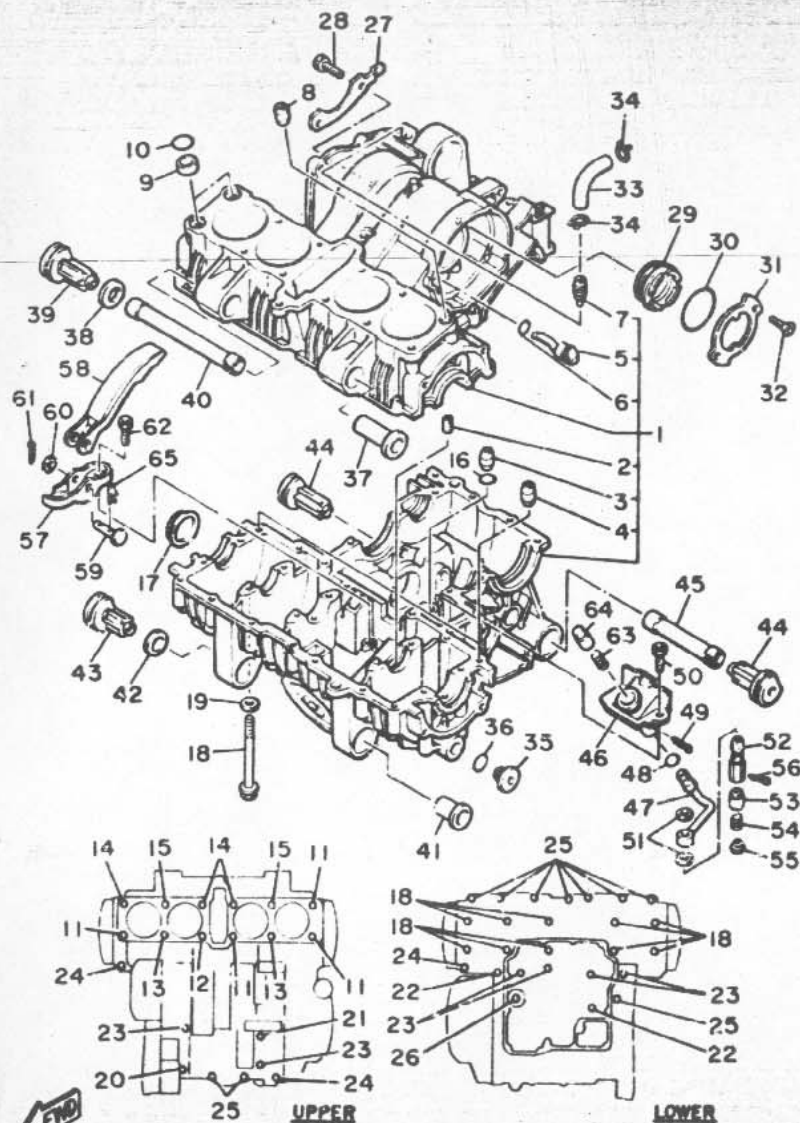
FIG. 11 EXHAUST

REF. NO.	PART NO.	DESCRIPTION	Q'TY	REMARKS
*29	1A0-27114-00	STOPPER, main stand	1	



49A110-4110

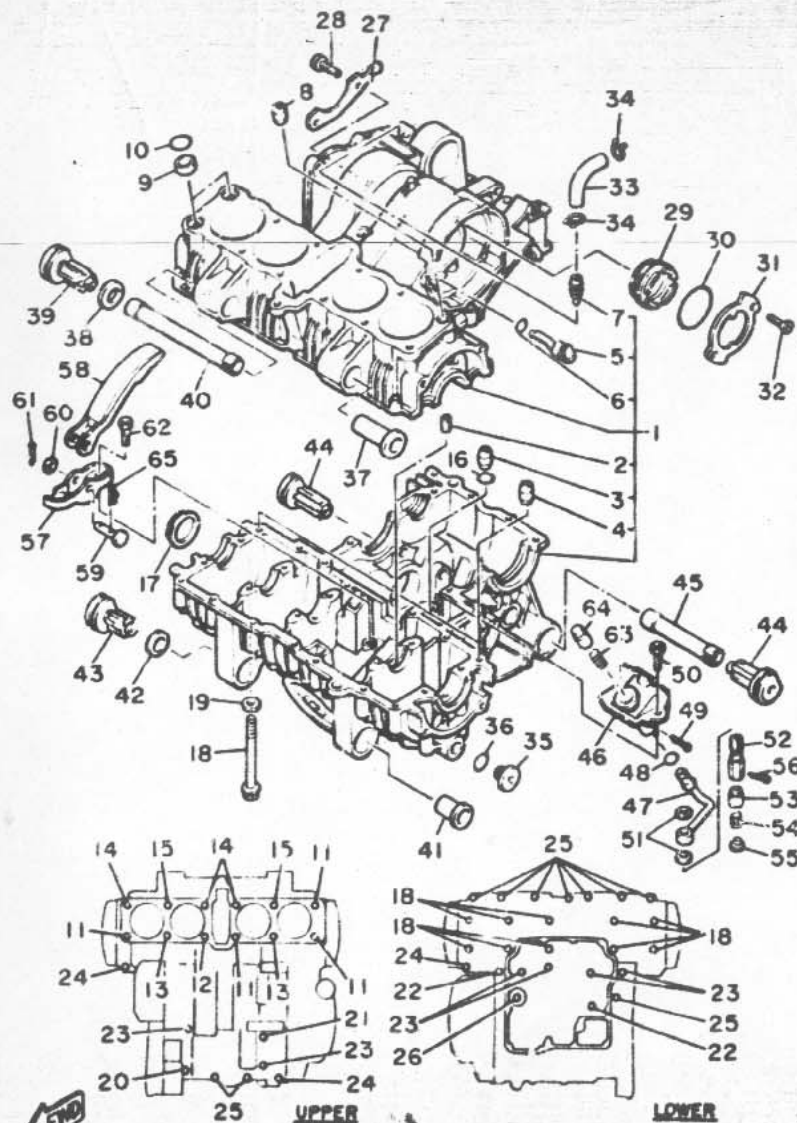
FIG. 12 CRANKCASE



REF. NO.	PART NO.	DESCRIPTION	Q'TY	REMARKS
# 1	49A-15100-03	CRANKCASE ASSY	1	
2	4G0-15138-00	.NOZZLE 1	3	
3	99530-10014	.PIN, dowel	1	
4	99530-12018	.PIN, dowel	2	
5	4G0-15148-00	.NOZZLE 2	1	
6	93210-11453	.O-RING	1	
7	371-11167-01	.PIPE, breather 2	1	
8	99530-14018	PIN, dowel	1	
9	90387-16547	COLLAR	2	
10	93210-18322	O-RING	2	
11	90118-08338	BOLT, stud	4	
12	90118-08339	BOLT, stud	1	
13	90118-08340	BOLT, stud	2	
14	4G0-11363-00	BOLT, cylinder holding 3	3	
15	4G0-11364-00	BOLT, cylinder holding 4	2	
16	93210-09350	O-RING	1	
17	4H7-15167-10	PLUG, blind 1	1	
18	95811-08100	BOLT, flange	10	
19	90201-094G1	WASHER, plate	10	
20	95811-08080	BOLT, flange	1	
21	95811-08115	BOLT, flange	1	
22	95811-06025	BOLT, flange	2	
23	95811-08085	BOLT, flange	6	
24	95811-06055	BOLT, flange	3	
25	95811-06045	BOLT, flange	10	
26	95811-06035	BOLT, flange	1	
27	4G0-15381-00	PLATE, bearing cover	1	
28	91316-06016	BOLT	2	

49A110-4120

FIG. 12 CRANKCASE

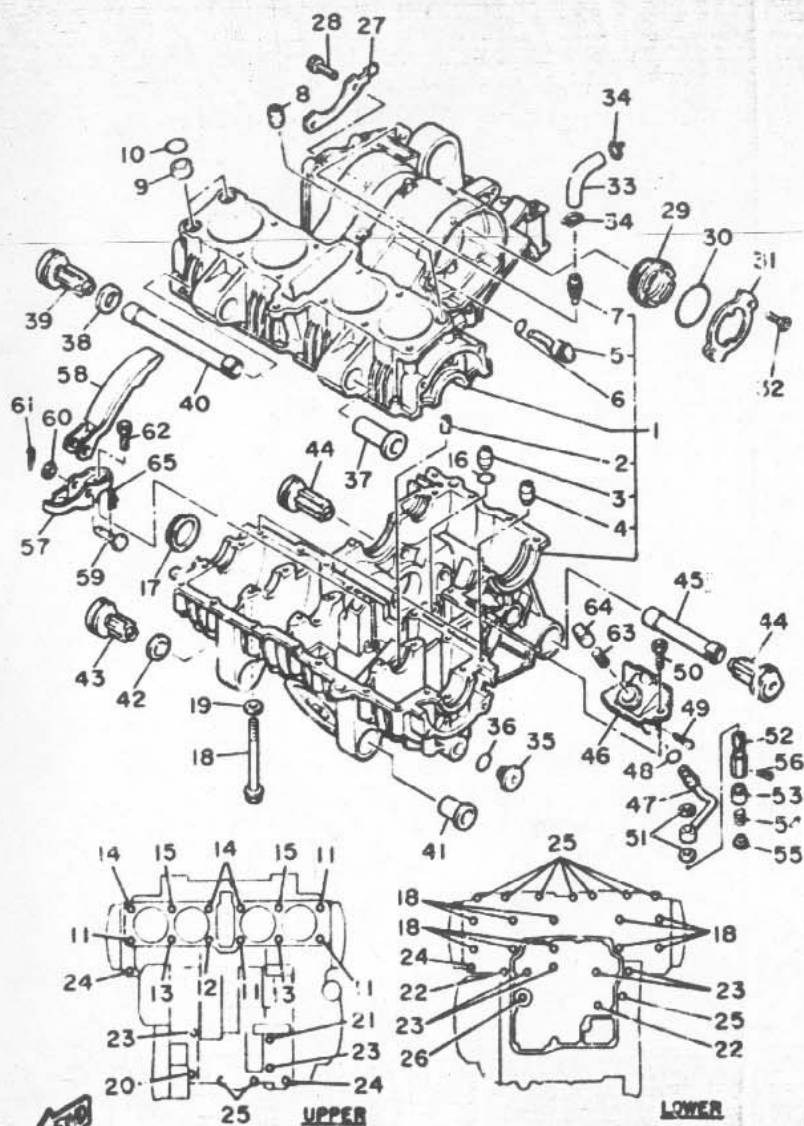


REF. NO.	PART NO.	DESCRIPTION	Q'TY	REMARKS
29	460-15163-01	HOUSING, bearing 1	1	
30	93210-48460	O-RING	1	
31	460-15383-00	PLATE, bearing cover	1	
32	90151-06014	SCREW, countersunk	2	
33	460-11166-00	PIPE, breather 1	1	
34	90467-14015	CLIP	2	
*35	4K0-15189-00	PLUG	2	black
36	93210-20573	O-RING	2	
37	33M-15336-00	DAMPER, engine mount 3	1	
38	90202-15153	WASHER, Plate	1	
39	4H7-15326-00	DAMPER, engine mount 2	1	
40	33M-15317-00	SPACER, engine mount	1	
41	33M-15337-00	DAMPER 4	1	
42	90202-15153	WASHER, Plate	1	
43	33M-15316-00	DAMPER, engine mount 1	1	
44	36Y-15326-00	DAMPER, engine mount 2	2	
45	460-15327-00	SPACER, engine mount	1	
46	460-11592-00	TENSIONER, chain	1	
47	460-13171-00	PIPE, delivery 2	1	
48	93210-07540	O-RING	1	
49	91401-25020	PIN, cotter	1	
50	90110-06043	BOLT, hexagon socket head	2	
51	90430-10027	GASKET	2	
52	460-11576-00	BODY, relief	1	
53	460-11577-00	PLUNGER, relief	1	
54	90501-08614	SPRING, compression	1	
55	90209-03202	WASHER	1	
56	91401-20020	PIN, cotter	1	

49A110-4120

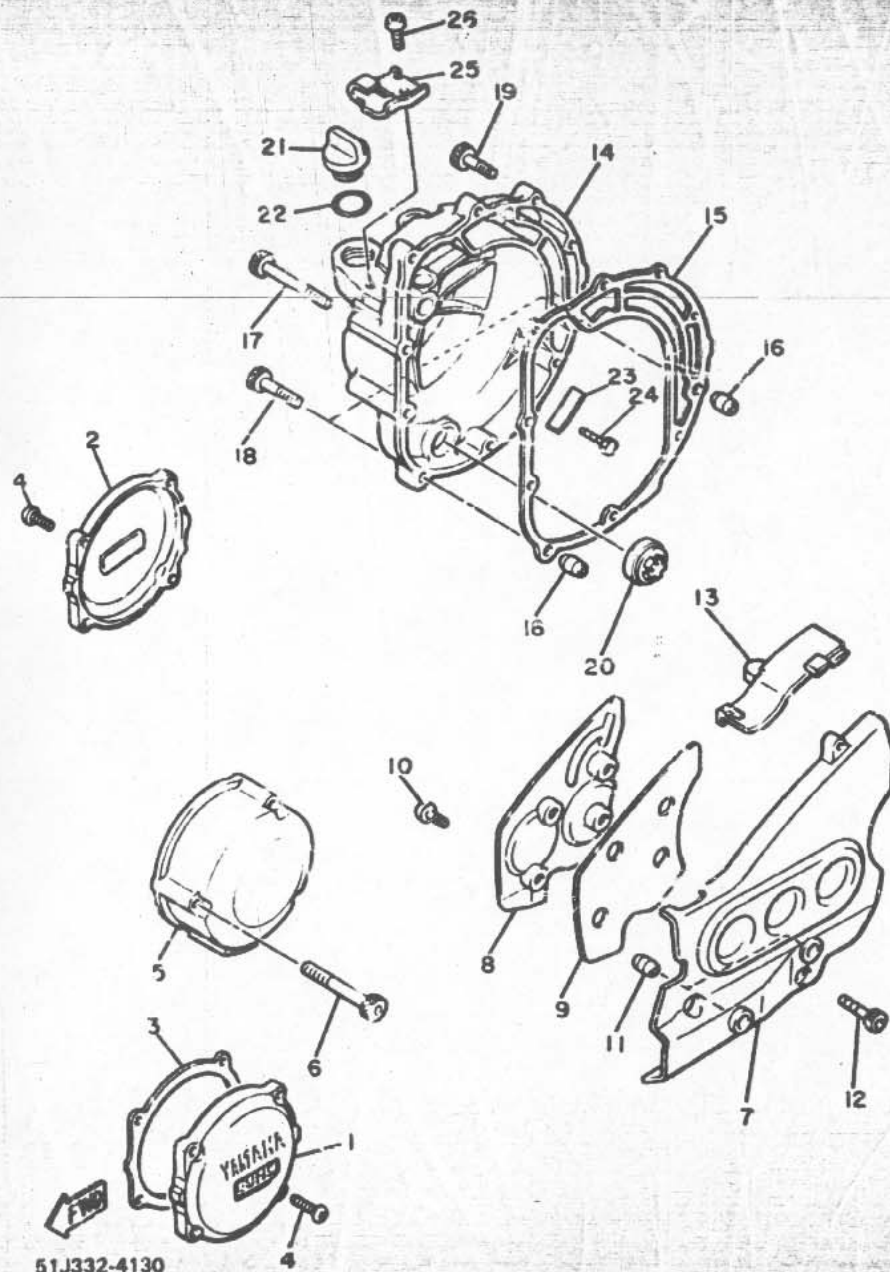
FIG. 12 CRANKCASE

REF. NO.	PART NO.	DESCRIPTION	Q'TY	REMARKS
57	460-11497-00	BRACKET, tensioner	1	
58	460-11489-00	ARM, tensioner	1	
59	90240-C8078	PIN, clevis	1	
60	92901-08600	WASHER, Plate	1	
61	91401-25015	PIN, cotter	1	
62	90110-06043	BOLT, hexagon socket head	2	
63	90501-143A8	SPRING, compression	1	
64	46X-11597-00	PLUNGER, tensioner	1	
65	90468-18110	CLIP	1	



49A110-4120

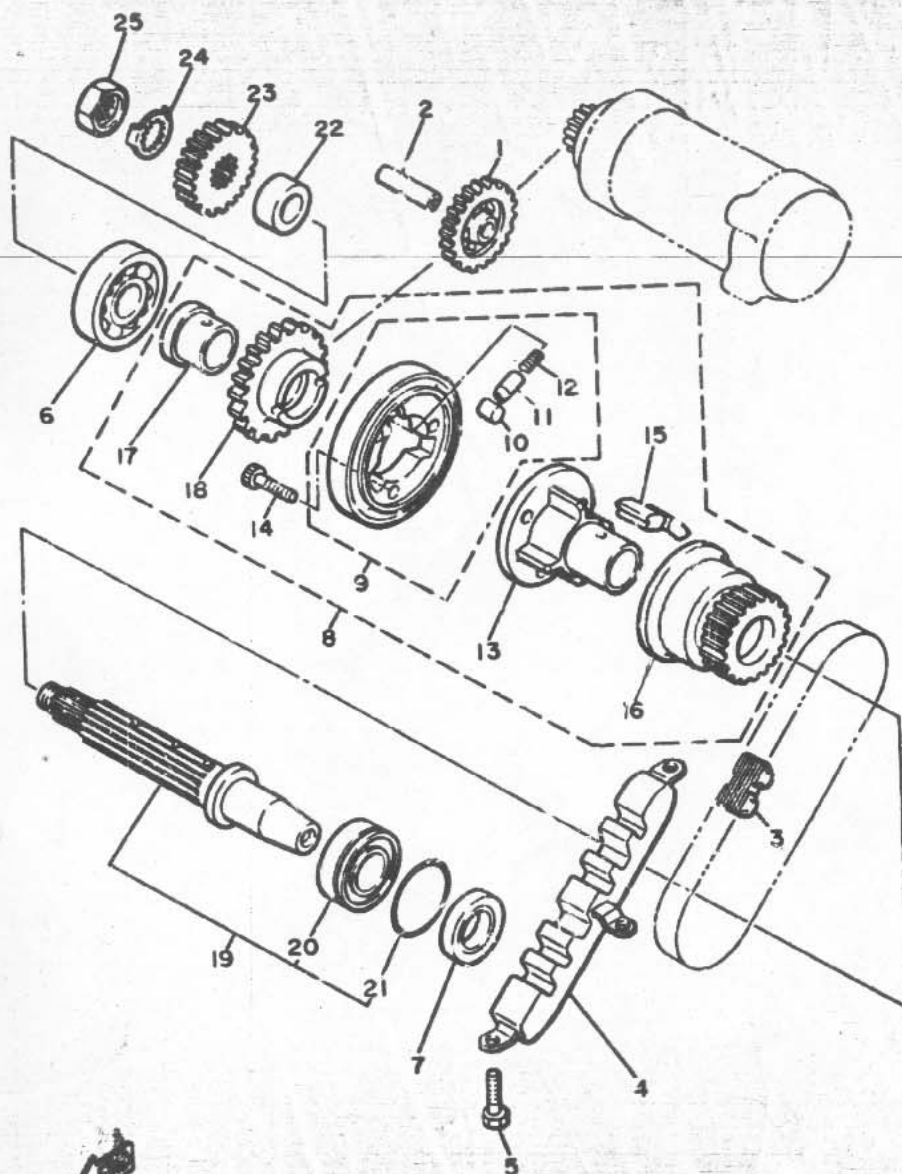
FIG. 13 CRANKCASE COVER 1



REF. NO.	PART NO.	DESCRIPTION	Q'TY	REMARKS
1	51J-15410-00	CRANKCASE COVER ASSY 1	1	
2	51J-15420-00	CRANKCASE COVER ASSY 2	1	
3	4H7-15456-00	GASKET, oil Pump cover 1	1	
4	98906-06020	SCREW, bind	8	
* 5	33M-15415-01	COVER, Generator	1	
6	91316-06070	BOLT	3	
7	33M-15411-02	COVER, crankcase 1	1	
8	33M-15427-00	COVER, cap 2	1	
9	33M-15457-00	GASKET	1	
10	98901-05008	SCREW, bind	4	
11	99530-10014	PIN, dowel	2	
12	91316-06025	BOLT	3	
13	4GC-15425-00	COVER, Generator 2	1	
14	49A-15421-00	COVER, crankcase 2	1	
15	4G0-15461-01	GASKET, crankcase cover 2	1	
16	99530-10014	PIN, dowel	2	
17	91316-06070	BOLT	2	
18	91316-06040	BOLT	2	
19	91316-06030	BOLT	6	
20	3Y1-15361-00	GAUGE, level	1	
21	2H9-15363-00	PLUG, oil	1	
22	93210-27370	O-RING	1	
23	49A-15412-00	PLATE, oil Guide	1	
24	97321-06012	BOLT	2	
25	4V8-15441-00	HOLDER, clutch cable	1	
26	92506-06012	SCREW, Pan head	1	

FIG. 14 STARTER CLUTCH

REF. NO.	PART NO.	DESCRIPTION	Q'TY	REMARKS
1	4G0-15512-00	GEAR, idler 1 (30T)	1	
2	4H7-15521-00	SHAFT 1	1	
3	4G0-16139-00	CHAIN, Primary	1	
4	4G0-11474-00	GUIDE, upper	1	
5	97301-08014	BOLT	3	
6	93306-30525	BEARING (B6305)	1	
7	93102-25253	OIL SEAL	1	
8	4G0-16306-01	CLUTCH DAMPER ASSY	1	
9	4G0-15580-00	•STARTER CLUTCH OUTER ASSY	1	
10	93615-12088	•PIN, dowel	3	
11	1J7-15583-01	•CAP, starter clutch spring	3	
12	90501-04623	•SPRING, compression	3	
13	4G0-15524-01	•WHEEL, starter	1	
14	91316-08014	•BOLT	3	
15	4G0-16155-03	•ABSORBER 1	4	
16	4G0-11537-00	•GEAR, driven (22T)	1	
17	90387-256A1	•COLLAR	1	
18	4G0-15517-00	•GEAR, idler 2	1	
19	4G0-11406-00	SHAFT ASSY	1	
20	93306-20545	•BEARING	1	
21	93210-47440	•O-RING	1	
22	90387-216L0	COLLAR	1	
23	4U8-16111-00	GEAR, Primary drive (28T)	1	
24	90215-19226	WASHER, lock	1	
25	90179-16319	NUT	1	



5F8332-1160

REF. NO.	PART NO.	DESCRIPTION	Q'TY	REMARKS
1	4U8-16170-01	PRIMARY DRIVEN GEAR COMP(65T)	1	
2	93605-10108	PIN, dowel	1	
3	4G0-13324-01	GEAR, drive (51T)	1	
4	93410-40059	CIRCLIP	1	
5	3Y1-16154-00	PLATE, thrust 1	1	
6	4H7-16370-00	CLUTCH BOSS ASSY	1	
7	1J7-16384-00	•PLATE, seat	1	
8	1J7-16383-01	•SPRING, clutch boss	1	
9	168-16324-00	•PLATE, clutch 1	1	
10	1J7-16385-00	•RING, clutch boss	1	
11	4H7-16321-00	PLATE, friction	8	
12	371-16325-00	PLATE, clutch 2	7	
13	4H7-16351-00	PLATE, Pressure 1	1	
14	90501-23391	SPRING, compression	5	
15	90201-061A5	WASHER, Plate	5	
16	95821-06025	BOLT, flange	5	
17	4H7-16356-00	ROD, Push 1	1	
18	93340-21505	BEARING	1	
19	90201-151A7	WASHER, Plate (T=1.0)	1	
20	90215-20231	WASHER, lock	1	
21	80170-20257	NUT	1	
22	4G0-16382-00	AXLE, Push lever	1	
23	90201-12163	WASHER, Plate	1	
24	93102-12224	OIL SEAL	1	
25	90508-16459	SPRING, torsion	1	
26	4G0-16340-01	PUSH LEVER ASSY	1	
27	99001-09600	CIRCLIP	1	
28	90201-09572	WASHER, Plate	1	

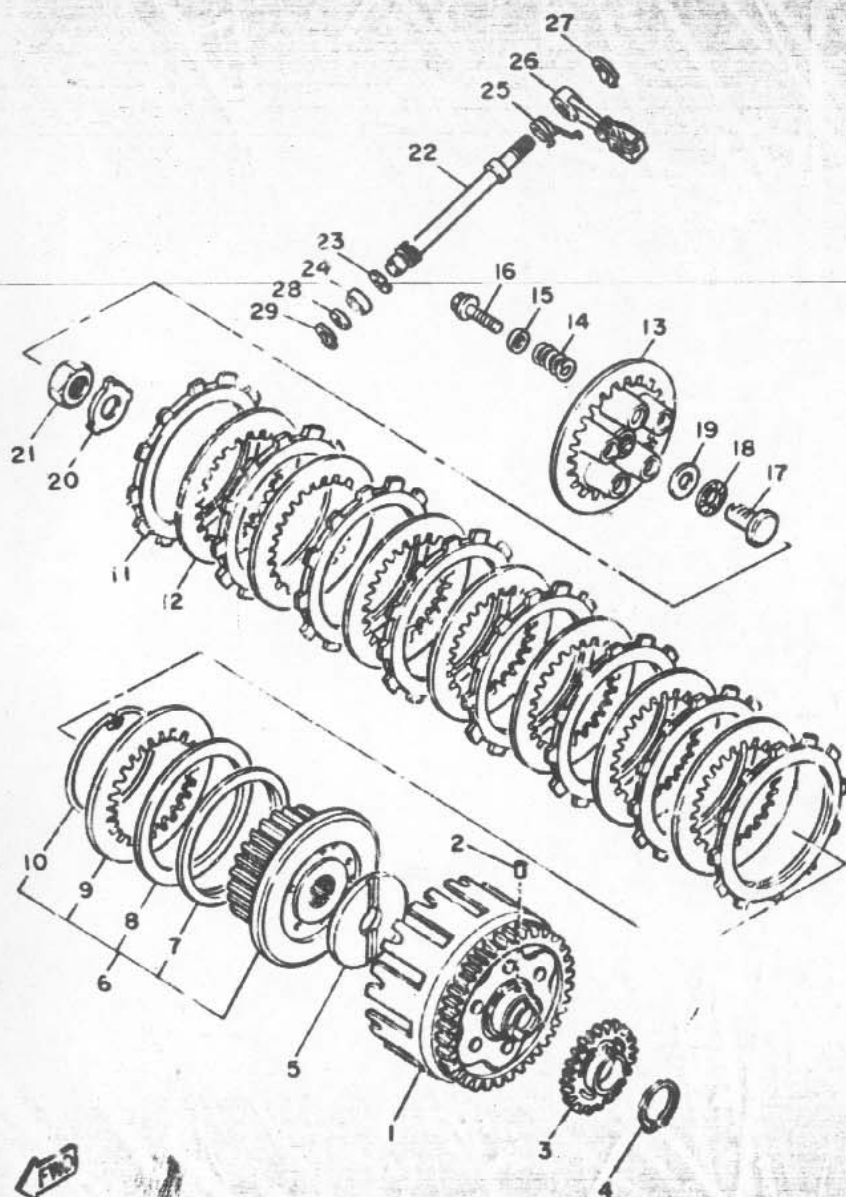
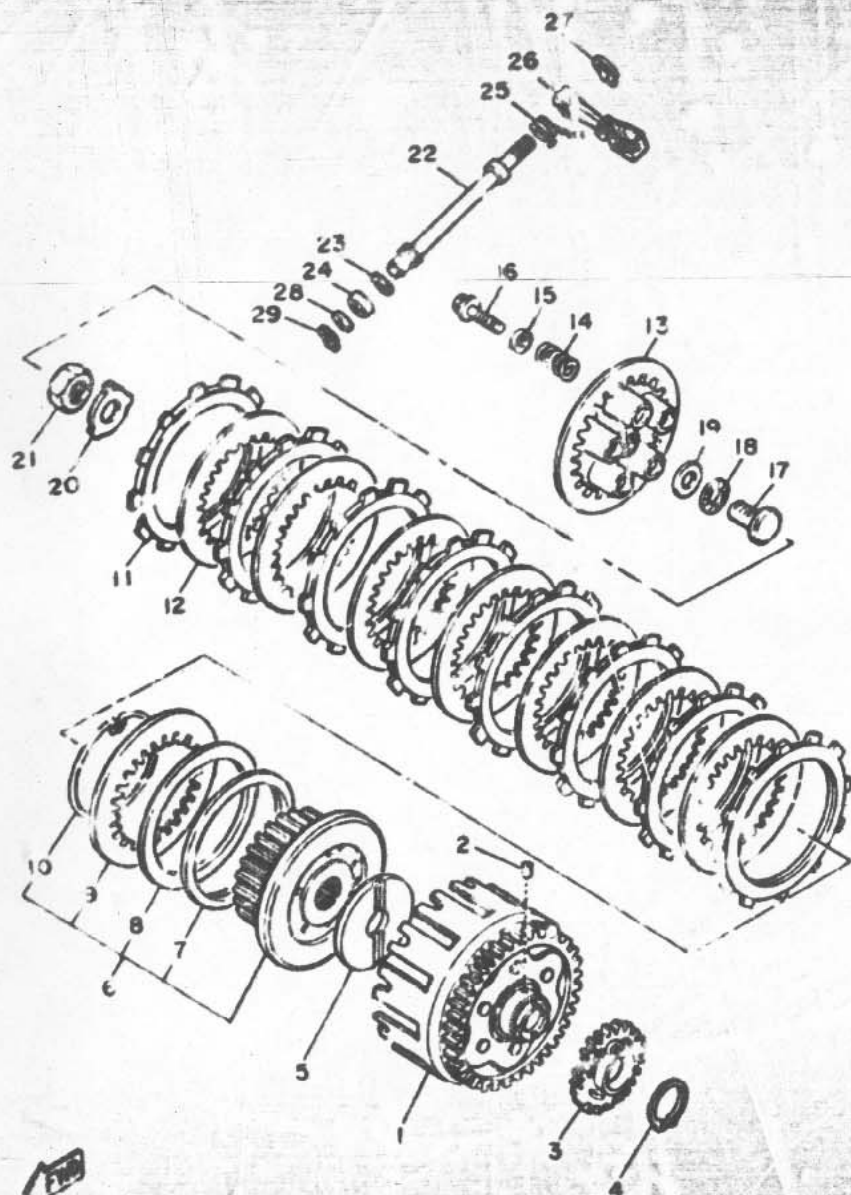


FIG. 16 CLUTCH

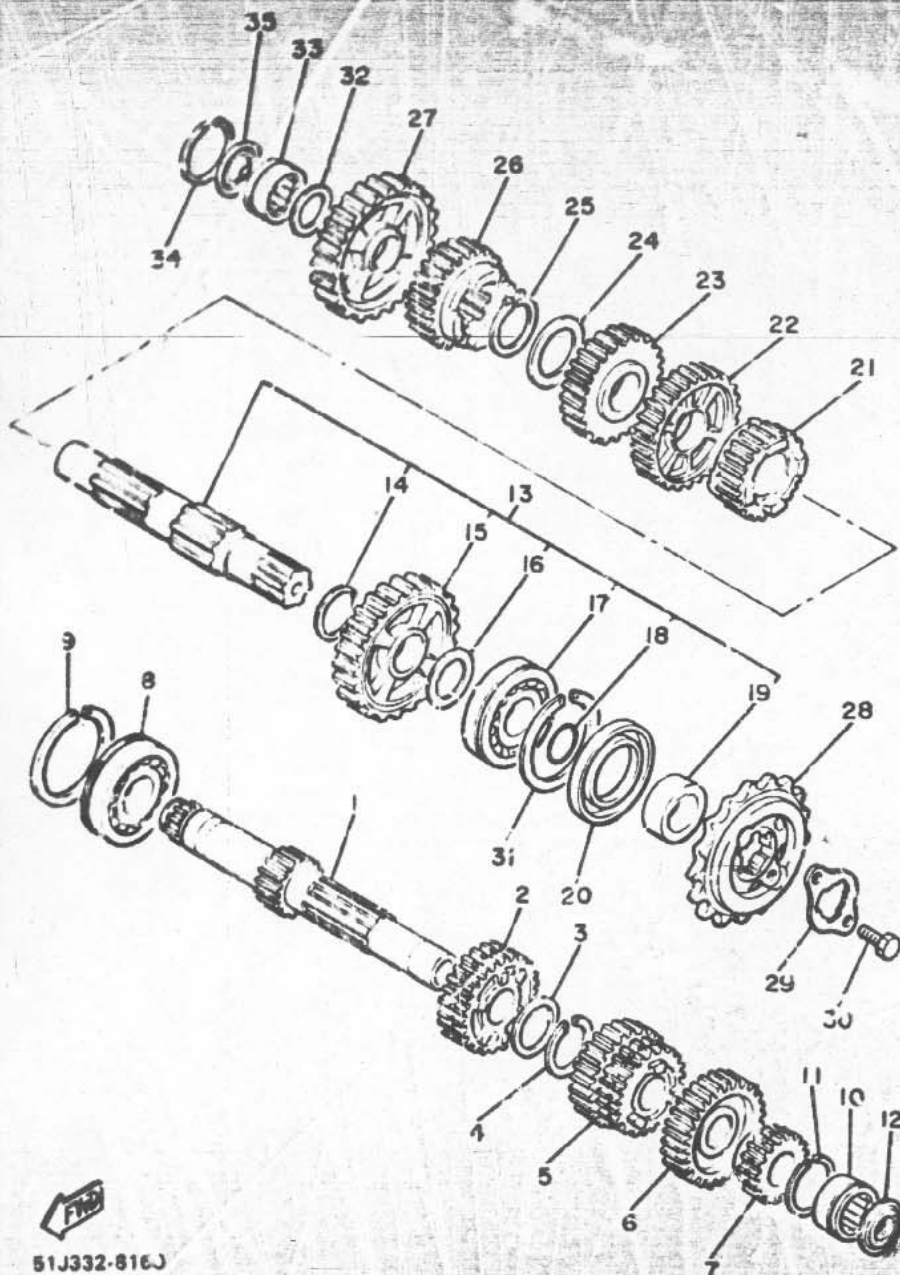
REF. NO.	PART NO.	DESCRIPTION	Q'TY	REMARKS
29	99001-08600	CIRCLIP	1	



49A110-4150

C9

FIG. 16 TRANSMISSION

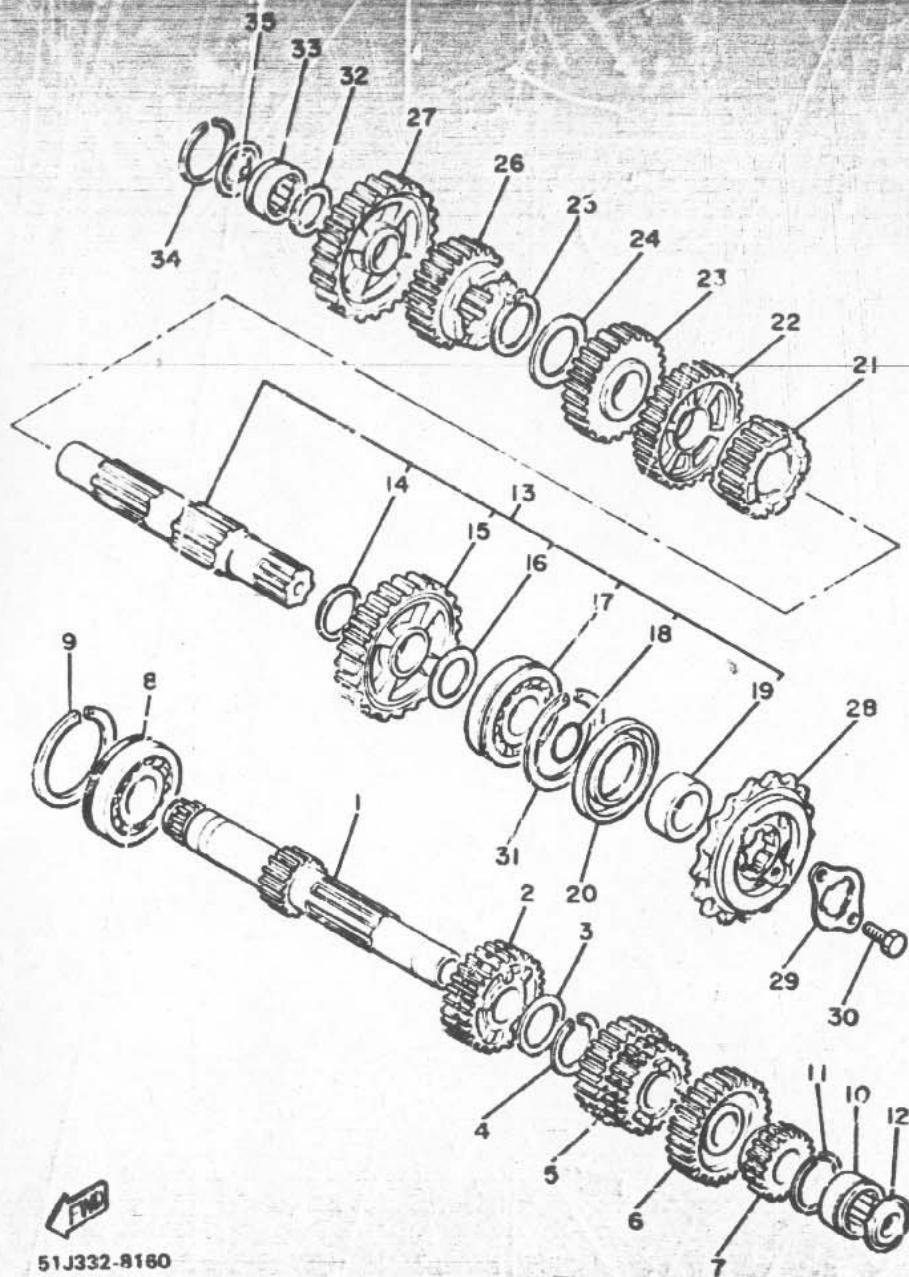


51J332-816J

REF. NO.	PART NO.	DESCRIPTION	Q'TY	REMARKS
1	460-17411-00	AXLE, main (18T)	1	
2	408-17151-01	GEAR, 5th Pinion	1	
3	90209-22191	WASHER	1	
4	93440-25019	CIRCLIP	1	
5	407-17131-00	GEAR, 3rd/4th Pinion (22/25T)	1	
6	408-17161-00	GEAR, 6th Pinion (30T)	1	
7	408-17121-00	GEAR, 2nd Pinion (19T)	1	
8	93306-3053	BEARING (6305NC3)	1	
9	278-17424-01	CIRCLIP 1	1	
10	93311-42048	BEARING, cylindrical	1	
11	278-17425-00	CIRCLIP 2	1	
12	460-17433-01	NOZZLE	1	
13	460-17402-01	DRIVE AXLE ASSY	1	
14	90201-273A9	WASHER, Plate	1	
15	460-17221-00	GEAR, 2nd wheel (37T)	1	
16	90201-25290	WASHER, Plate	1	
17	93306-30528	BEARING (66305Z)	1	
18	93210-22298	O-RING	1	
19	90387-25713	COLLAR	1	
20	93102-38109	OIL SEAL	1	
21	460-17251-01	GEAR, 6th wheel	1	
22	460-17231-00	GEAR, 3rd wheel (34T)	1	
23	460-17241-01	GEAR, 4th wheel (31T)	1	
24	90209-22191	WASHER	1	
25	93440-25019	CIRCLIP	1	
26	122-17251-00	GEAR, 5th wheel (29T)	1	
27	460-17211-00	GEAR, 1st wheel (11T)	1	
28	49A-17460-00	SPROCKET, drive (16T)	1	

C10

REF. NO.	PART NO.	DESCRIPTION	Q'TY	REMARKS
29	3Y1-17456-00	HOLDER, sPcket	1	
30	97322-06012	BOLT	2	
31	278-17424-01	CIRCLIP 1	1	
32	90201-20276	WASHER, Plate (1.0T)	1	
33	93311-42045	BEARING, cylindrical	1	
34	278-17425-00	CIRCLIP 2	1	
35	4G0-17433-01	NOZZLE	1	

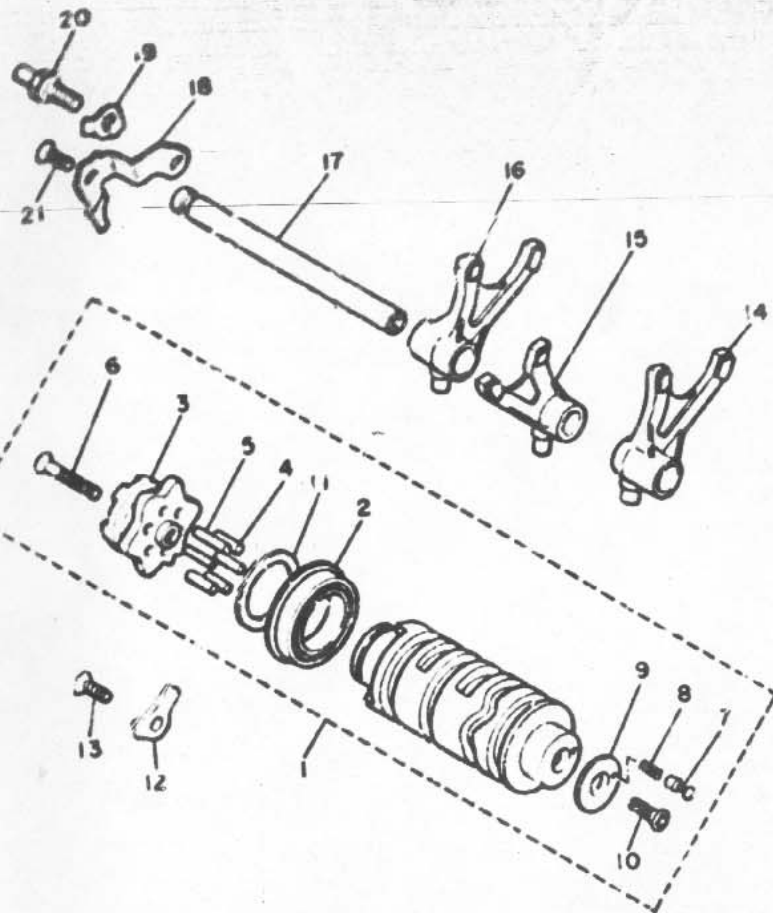


51J332-8160



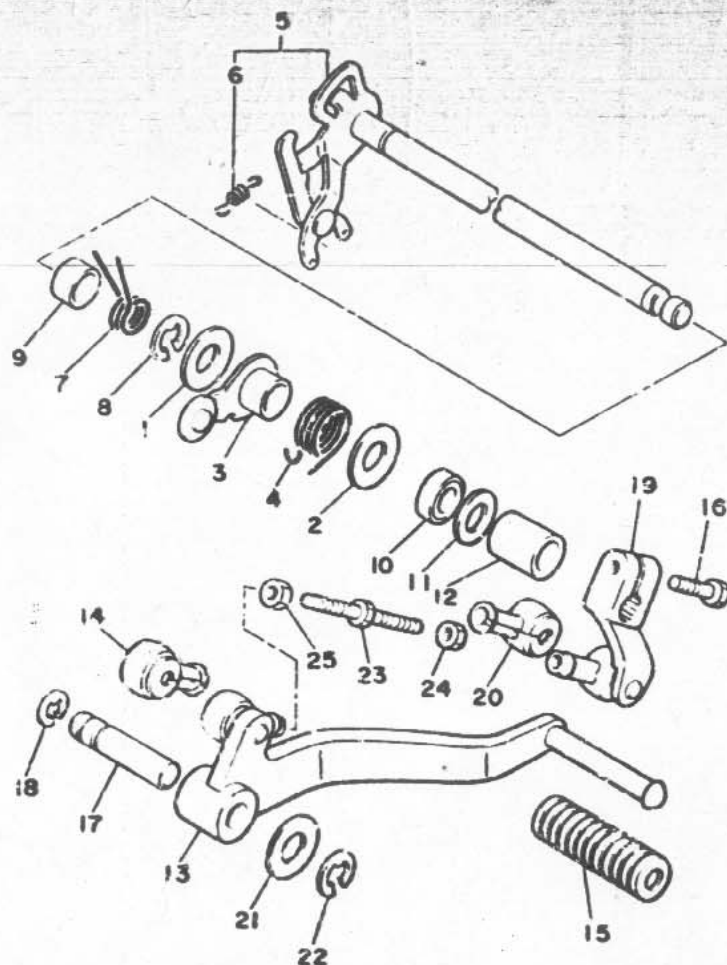
FIG. 17 SHIFT CAM, FORK

REF. NO.	PART NO.	DESCRIPTION	Q'TY	REMARKS
1	49A-18540-00	SHIFT CAM ASSY	1	
2	93306-70501	BEARING	1	
3	49A-18185-00	SEGMENT	1	
4	93604-10011	PIN, dowel	1	
5	93604-16092	PIN, dowel	5	
6	90151-06017	SCREW, countersunk	1	
7	278-18542-00	POINT, neutral	1	
8	60501-06022	SPRING, compression	1	
9	278-18586-00	PLATE, side 2	1	
10	90701-06016	SCREW, flat head	1	
11	117-15644-00	SHIM	1	
12	49A-15383-00	PLATE, bearing cover	1	
13	92701-06012	SCREW, flat head	1	
14	49A-18511-00	FORK, shift 1	1	
15	49A-18512-00	FORK, shift 2	1	
16	49A-18513-00	FORK, shift 3	1	
17	460-18501-00	BAR, shift fork slide	1	
18	49A-18536-00	STOPPER, shift bar	1	
19	90215-08240	WASHER, lock	1	
20	460-18127-00	STOPPER, screw	1	
21	92701-06015	SCREW, flat head	1	



49A110-4170

FIG. 18 SHIFT SHAFT



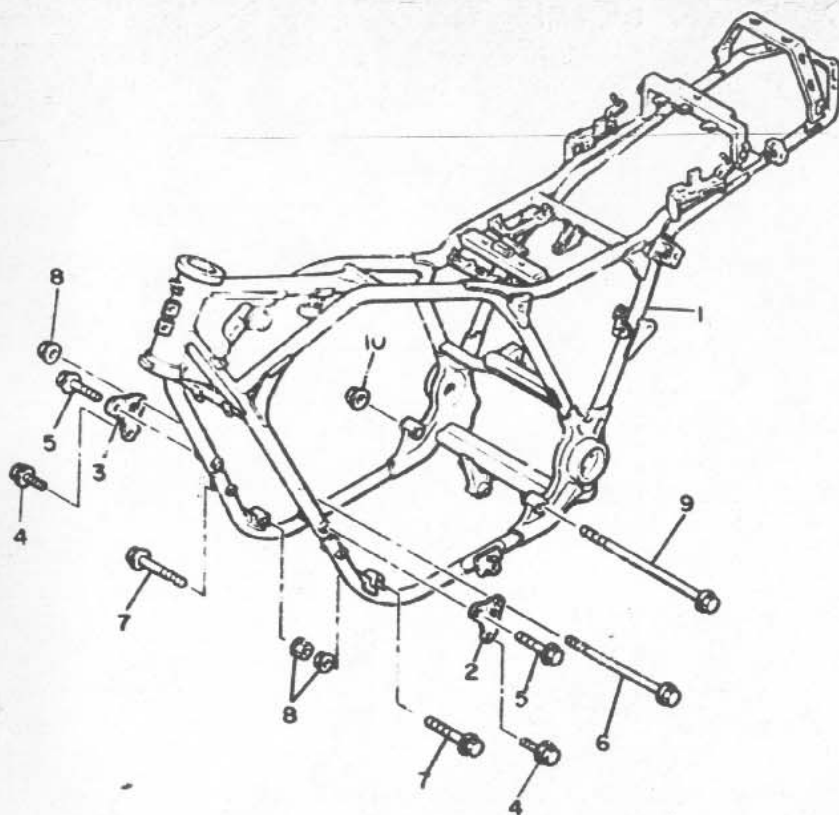
REF. NO.	PART NO.	DESCRIPTION	Q'TY	REMARKS
1	90201-12588	WASHER, Plate	1	
2	90201-123K8	WASHER, Plate	1	
3	4G0-18140-00	STOPPER LEVER ASSY	1	
4	90508-29640	SPRING, torsion	1	
5	4G0-18120-00	SHIFT LEVER ASSY	1	
6	90508-08227	SPRING, tension	1	
7	90508-32534	SPRING, torsion	1	
8	99001-10600	CIRCLIP	1	
9	90387-124F4	COLLAR	1	
10	93102-12106	OIL SEAL	1	
11	90201-12575	WASHER, Plate	1	
12	90387-125A8	COLLAR	1	
13	49A-18111-00	PEDAL, shift	1	
14	2H9-18154-00	COVER, dust	1	
15	132-18113-01	COVER, shift Pedal	1	
16	97311-06020	BOLT	1	
17	4K0-18197-00	SHAFT	1	
18	93440-12068	CIRCLIP	1	
19	2H9-W1812-00	ARM, shift Pedal	1	
20	2H9-18154-00	COVER, dust	1	
21	90201-12688	WASHER, Plate	1	
22	99001-10600	CIRCLIP	1	
23	4K0-18115-00	ROD, shift	1	
24	95303-06700	WUY	1	
25	50170-06228	NUT	1	



51J310-8180

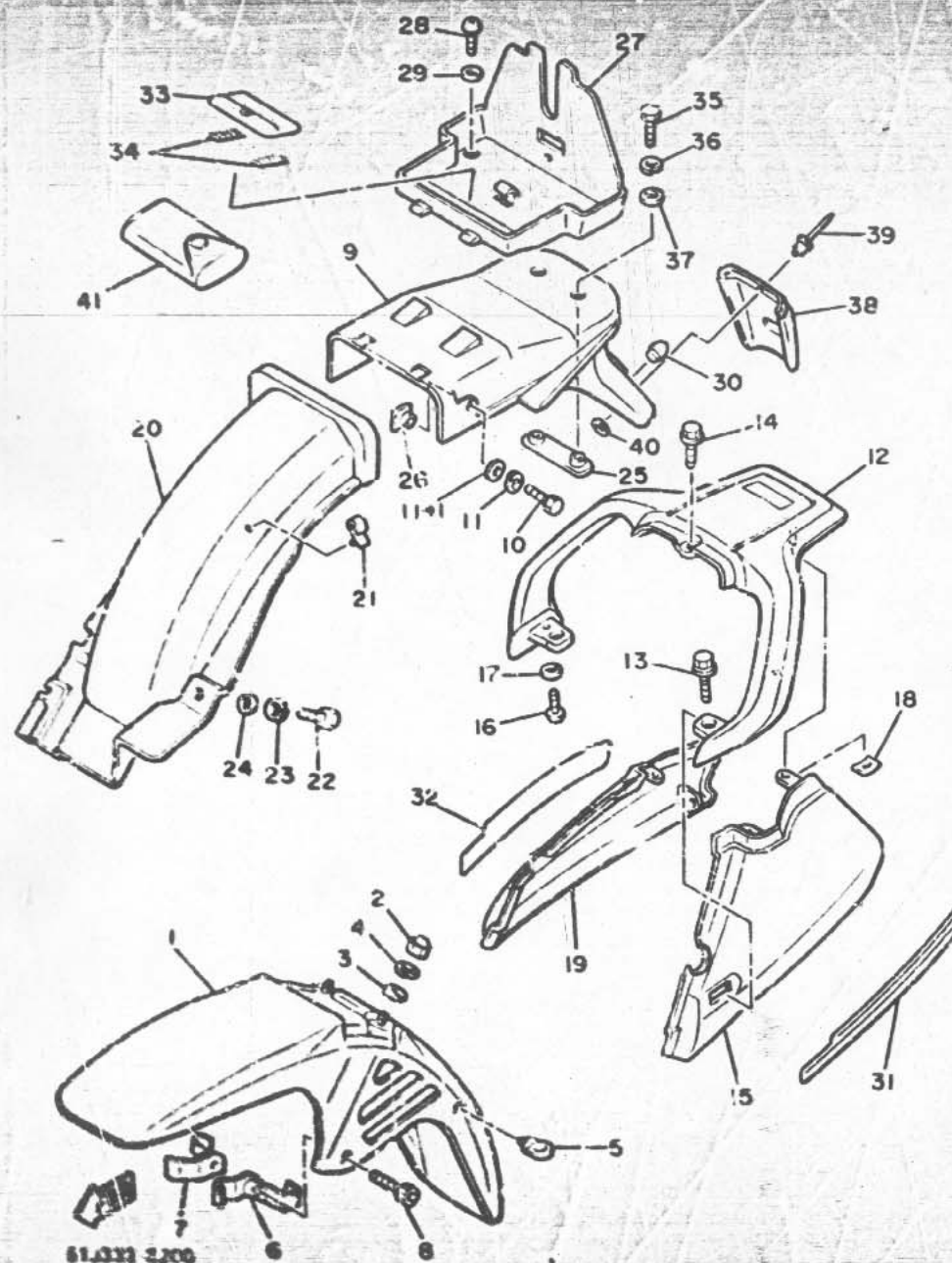
FIG. 19 FRAME

REF. NO.	PART NO.	DESCRIPTION	Q'TY	REMARKS
1	51J-21110-10-33	FRAME COMP.	1	yamaha black
2	33M-2131F-00	STAY, engine 2	1	
3	33M-2131G-00	STAY, engine 3	1	
4	90105-08155	BOLT, washer based	2	
5	95821-08020	BOLT, flange	2	
6	90105-10401	BOLT, washer based	1	
7	90105-10170	BOLT, washer based	2	
8	90179-10247	NUT	3	
9	90105-12171	BOLT, washer based	1	
10	90179-12421	NUT	1	



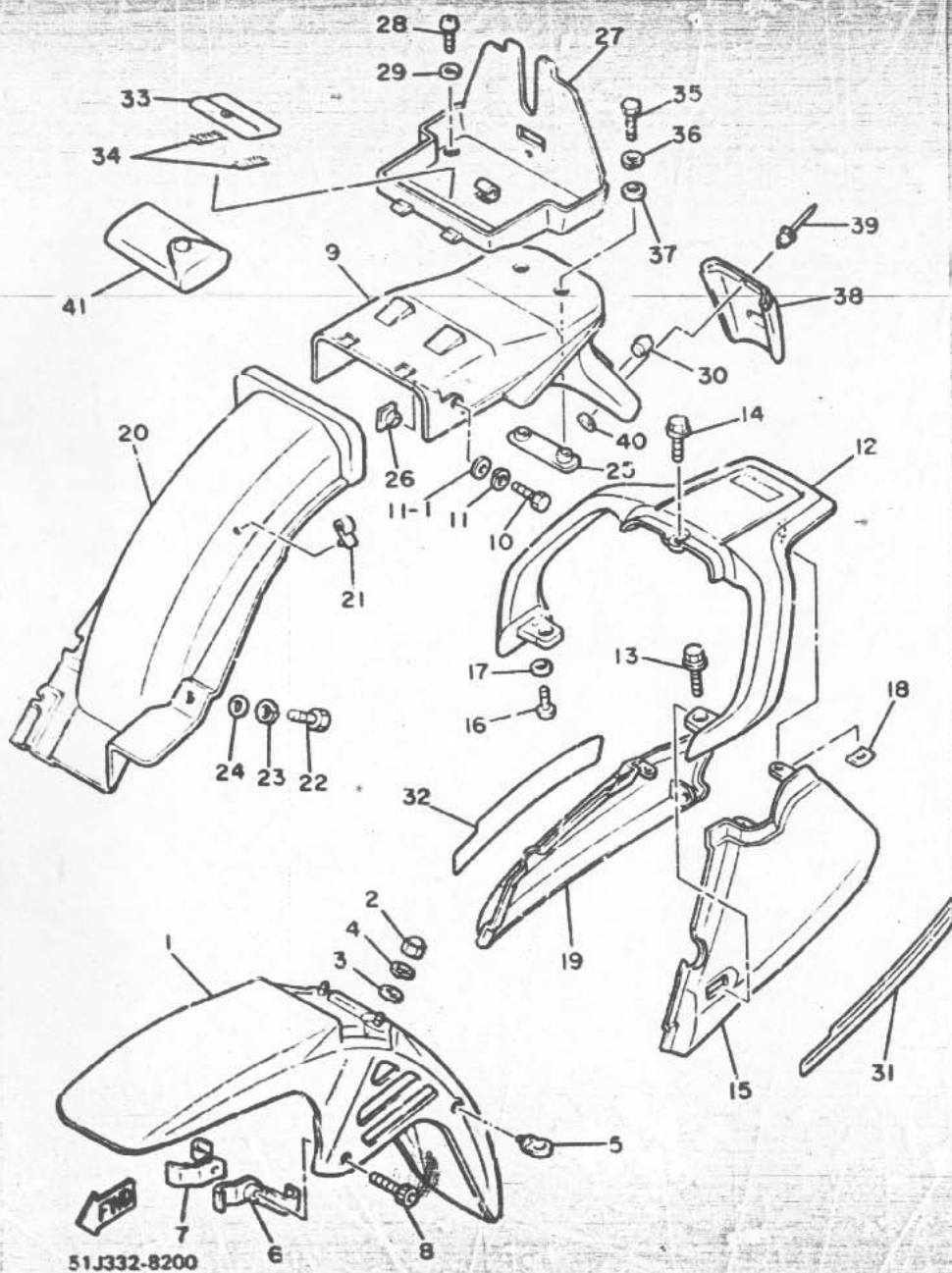
49A110-4190

FIG. 20 FENDER



REF. NO.	PART NO.	DESCRIPTION	Q'TY	REMARKS
1	33M-21510-00-GE	FRONT FENDER COMP.	1	UR silky white
	33M-21510-00-GV	FRONT FENDER COMP.	1	UR enticer dark gr
	33M-21510-00-LG	FRONT FENDER COMP.	1	UR apple red
2	95303-06800	NUT, crown	2	
3	92990-06200	WASHER, plain	2	
4	92990-06100	WASHER, spring	2	
5	1A6-21518-00	HOLDER, cable	1	
6	33M-21F23-00	PLATE 1	1	
7	33M-21524-00	PLATE 2	1	
8	91311-06025	BOLT	2	
9	51J-21611-00	FENDER, rear	1	
10	97301-06016	BOLT	2	
11	92990-06100	WASHER, spring	2	
*11-1	92901-J6600	WASHER, plate	2	
12	33M-21645-00	STAY, rear	1	
13	95801-08020	BOLT, flange	2	
14	95801-08016	BOLT, flange	1	
15	33M-2163A-00-GE	COVER, rear fender 2	1	UR silky white
	33M-2163A-00-GV	COVER, rear fender 2	1	UR enticer dark gr
	33M-2163A-00-LG	COVER, rear fender 2	1	UR apple red
16	90201-C5012	SCREW, pan head	2	
17	90201-C5029	WASHER, plate	2	
18	90183-06017	NUT, spring	2	
19	33M-2163E-00-GE	COVER, rear fender 3	1	UR silky white
	33M-2163E-00-GV	COVER, rear fender 3	1	UR enticer dark gr
	33M-2163E-00-LG	COVER, rear fender 3	1	UR apple red
20	33M-21629-00	GUARD, mud	1	
21	00464-16021	CLAMP	2	
22	97301-06016	BOLT	1	
23	92990-06100	WASHER, spring	1	
24	90201-06067	WASHER, plate	1	
25	33M-21635-00	NUT, rear fender	1	

FIG. 2C FENDER



REF. NO.	PART NO.	DESCRIPTION	Q'TY	REMARKS
26	33M-21636-00	NUT	2	
27	33M-2160A-00	BOX COMP.	1	
28	92501-06012	SCREW, Pan head	2	
29	92990-06600	WASHER- Plate	2	
30	5A8-21639-00	DAMPER 2	2	
31	51J-21661-40	GRAPHIC, r-fender cover (L.H)	1	UR for old
	51J-21661-30	GRAPHIC, r-fender cover (L.H)	1	UR for sw
	51J-21661-50	GRAPHIC, r-fender cover (L.H)	1	UR for ore
32	51J-21662-40	GRAPHIC, r-fender cover (R.H)	1	UR for old
	51J-21662-30	GRAPHIC, r-fender cover (R.H)	1	UR for sw
	51J-21662-50	GRAPHIC, r-fender cover (R.H)	1	UR for ore
33	4N0-28186-00	POUCH	1	
34	4K5-2814E-10	HOOK	2	
35	97301-06016	BOLT	2	
36	92990-06100	WASHER, sPring	2	
37	92901-06600	WASHER, Plate	2	
38	51J-21621-00	FLAP	1	
39	90267-40076	RIVET, blind	3	
40	90201-044A2	WASHER, Plate	3	
41	33M-28100-00	TOOL KIT	1	

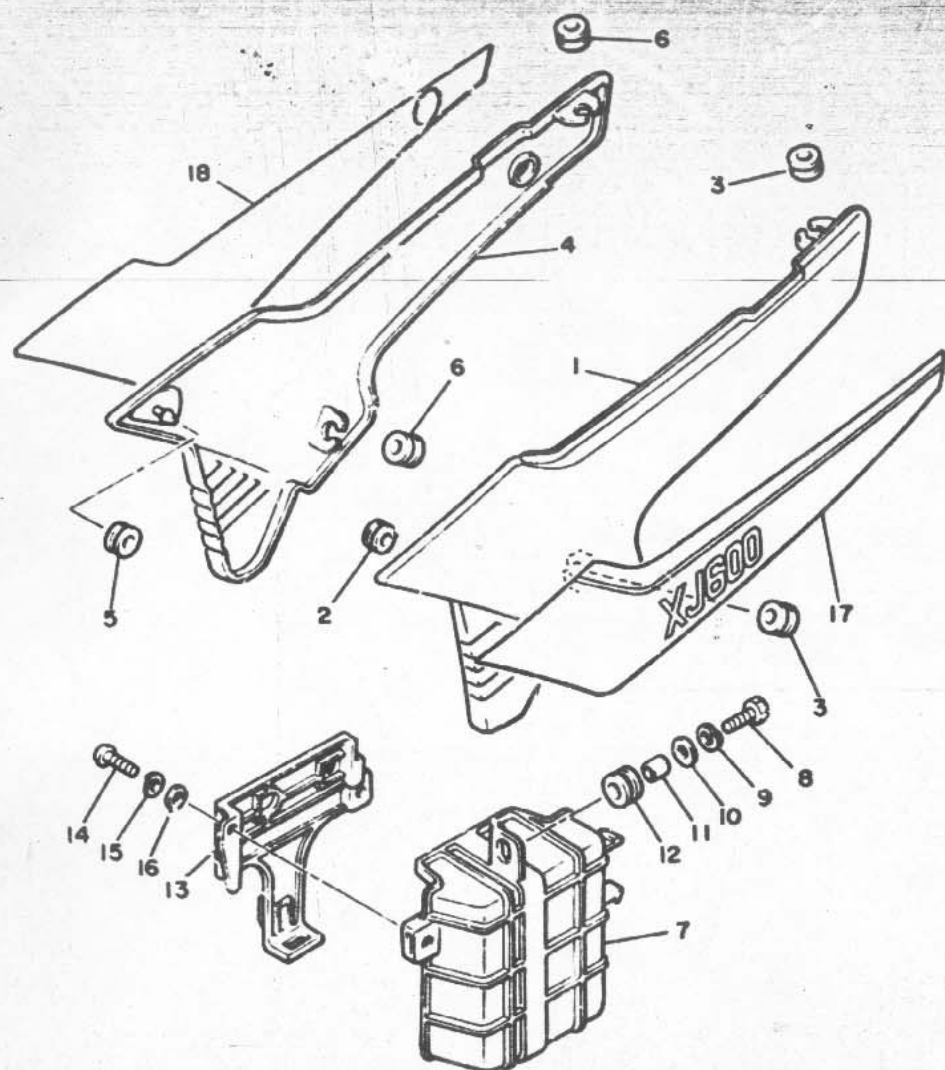
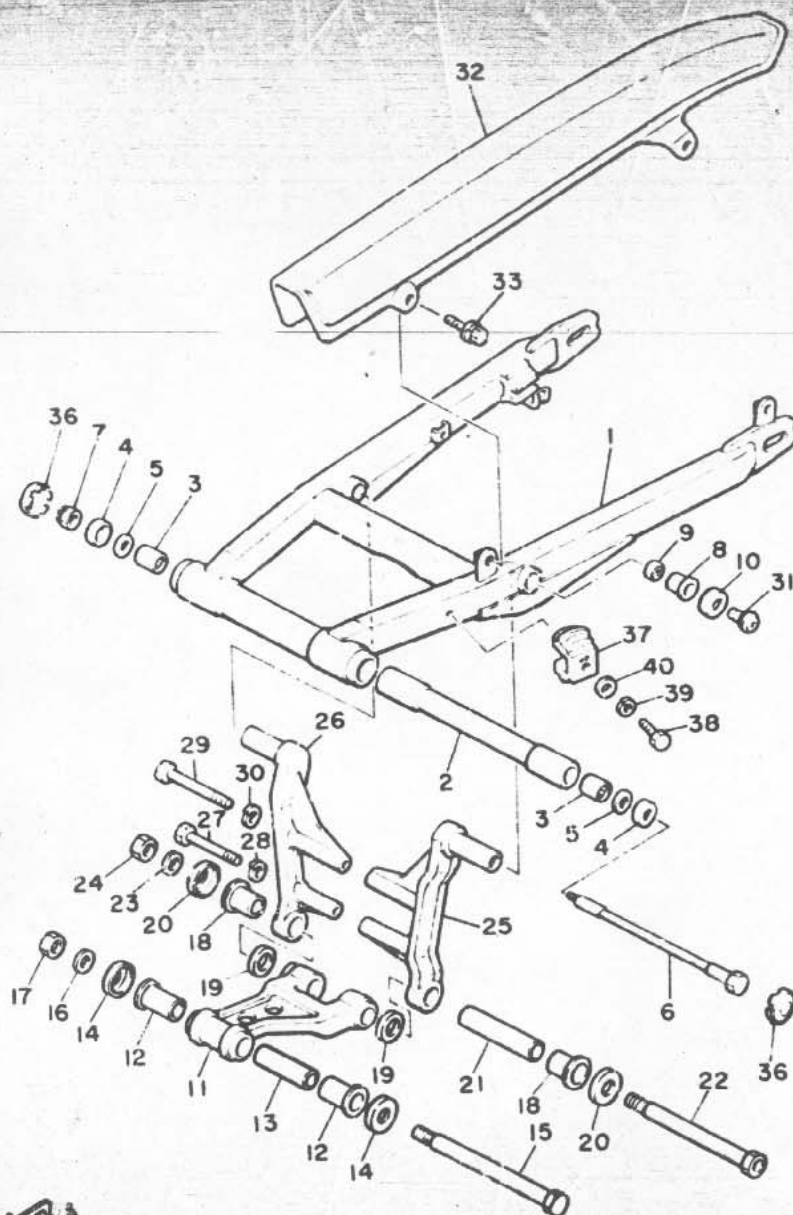


FIG. 21 SIDE COVER

REF. NO.	PART NO.	DESCRIPTION	Q'TY	REMARKS
1	33M-21711-00-GE	COVER, side 1	1	UR silky white
	33M-21711-00-GV	COVER, side 1	1	UR anticor dark Gray
	33M-21711-00-LG	COVER, side 1	1	UR apple red
2	90480-01141	GROMMET	1	
3	90480-12053	GROMMET	2	
4	33M-21721-00-GE	COVER, side 2	1	UR silky white
	33M-21721-00-GV	COVER, side 2	1	UR anticor dark Gray
	33M-21721-00-LG	COVER, side 2	1	UR apple red
5	90480-01141	GROMMET	1	
6	90480-12053	GROMMET	2	
7	33M-21170-00	BOX COMP.	1	
8	97302-06020	BOLT	3	
9	92990-06100	WASHER, spring	3	
10	90201-063J2	WASHER, Plate	3	
11	90387-060A7	COLLAR	3	
12	90480-16233	GROMMET	3	
13	33M-28185-00	LID	1	
14	92502-06016	SCREW, Pan head	2	
15	92990-06100	WASHER, spring	2	
16	90201-062G3	WASHER, Plate	2	
17	51J-2173E-20	GRAPHIC 1	1	UR for std
	51J-2173E-30	GRAPHIC 1	1	UR for sw
	51J-2173E-40	GRAPHIC 1	1	UR for arc
18	51J-2173F-20	GRAPHIC 2	1	UR for std
	51J-2173F-30	GRAPHIC 2	1	UR for sw
	51J-2173F-40	GRAPHIC 2	1	UR for arc

51J310-6210

FIG. 22 REAR ARM

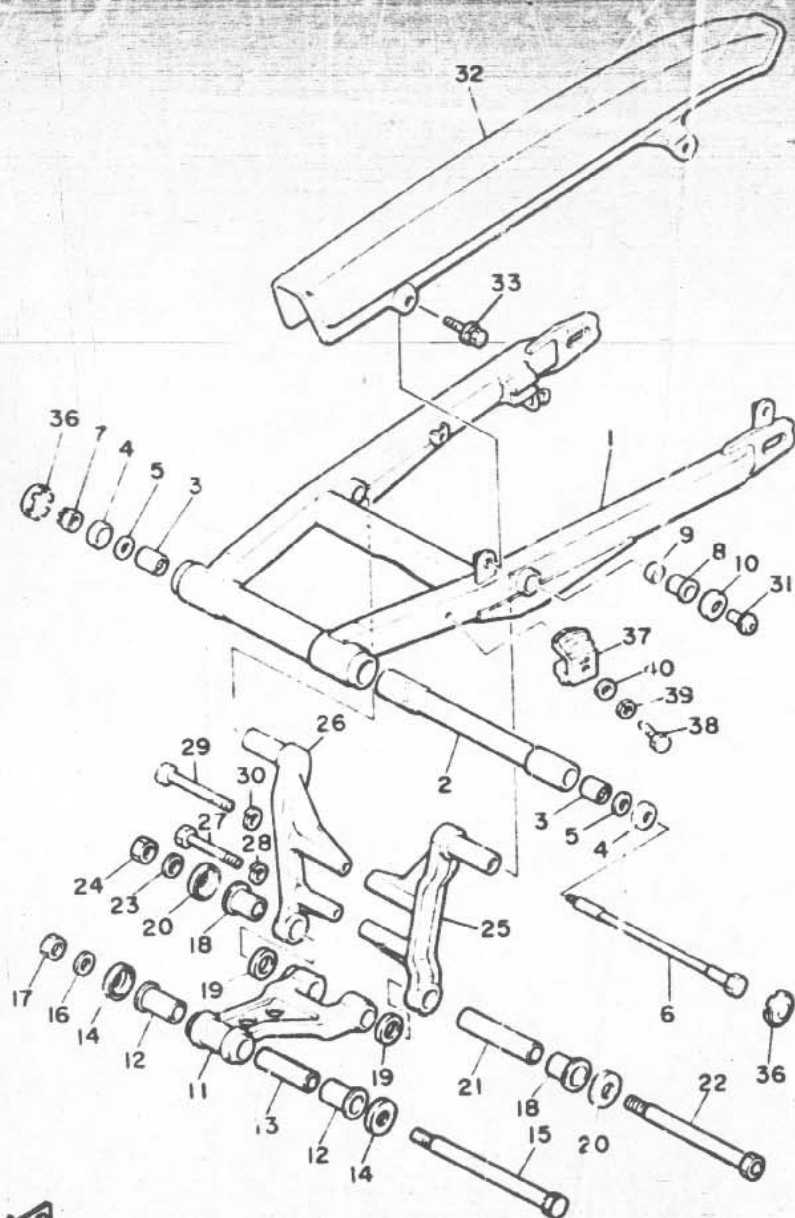


REF. NO.	PART NO.	DESCRIPTION	Q'TY	REMARKS
1	33M-22110-00-35	REAR ARM COMP.	1	silver
2	33M-22184-00	BUSH	1	
3	93320-32403	BEARING	2	
4	4X7-22129-00	COVER, thrust 2	2	
5	90201-244A8	WASHER, Plate (1.95T)	2	UR
	90201-244A9	WASHER, Plate (2.05T)	2	UR
	90201-245A0	WASHER, Plate (2.15T)	2	UR
6	33M-22141-00	SHAFT, Pivot	1	
7	90185-14070	NUT, self-locking	1	
8	90386-18135	BUSH	2	
9	93109-18020	OIL SEAL	2	
10	33M-22128-00	COVER, thrust 1	2	
11	33M-2217A-00-35	ARM, relay	1	silver
12	90386-18118	BUSH	2	
13	90387-123J0	COLLAR	2	
14	26H-22129-00	COVER, thrust 2	2	
15	90101-12591	BOLT	1	
16	90201-12535	WASHER, Plate	1	
17	95611-12100	NUT, u	1	
18	90386-20134	BUSH	2	
19	93109-20029	OIL SEAL	2	
20	26H-22128-00	COVER, thrust 1	2	
21	90387-144H4	COLLAR	1	
22	90101-14585	BOLT	1	
23	92502-14600	WASHER	1	
24	95602-14100	NUT, u	1	
*25	33M-2217H-02-35	ARM 1	1	silver
*26	33M-2217H-02-35	ARM 2	1	silver



51J332-8220

D4



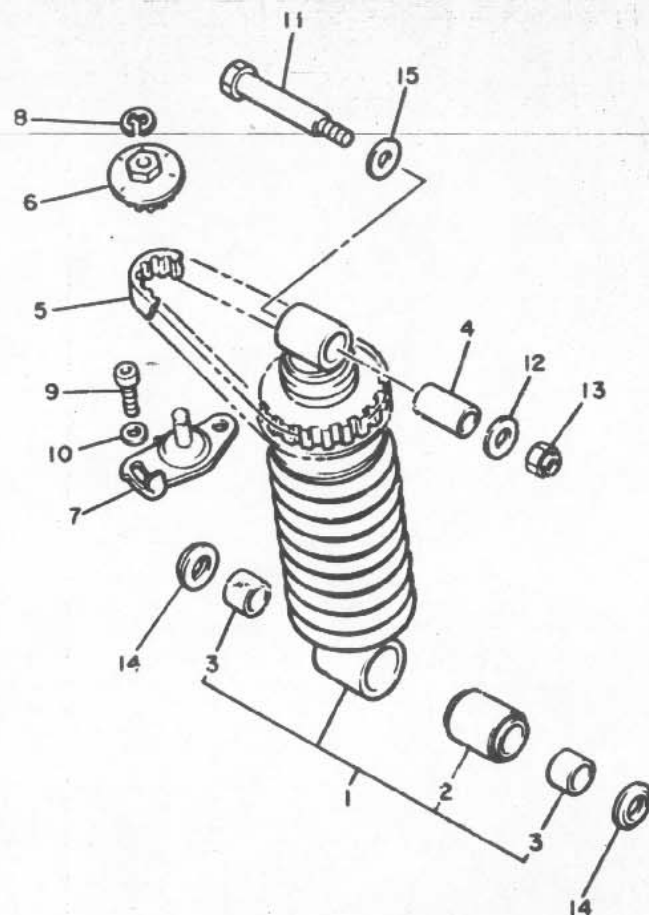
REF. NO.	PART NO.	DESCRIPTION	Q'TY	REMARKS
27	97321-08080	BOLT	1	
28	92990-08100	WASHER, sPring	1	
29	97321-08090	BOLT	1	
30	92990-08100	WASHER, sPring	1	
31	90109-10762	BOLT	2	
32	33M-2231-01	CASE, chain	1	
*33	90119-06.08	BOLT, with washer	2	
36	33M-22197-00	COVER	2	
37	33M-22151-00	SEAL, Guard	1	
38	97301-06016	BOLT	1	
39	92990-06100	WASHER, sPring	1	
40	90201-06067	WASHER, Plate	1	



51J332-8220

D5

FIG. 23 REAR SUSPENSION



REF. NO.	PART NO.	DESCRIPTION	Q'TY	REMARKS
1	61J-22210-00	SHOCK ABSORBER ASSY, rear	1	
2	29L-22216-00	BUSH, rear shock absorber	1	
3	90380-20123	BUSH, solid	2	
4	90387-106H5	COLLAR	1	
5	33M-22266-00	BELT, timing	1	
6	29L-22267-00	PULLEY	1	
7	33M-22268-01	BRACKET, Pulley	1	
8	93440-10123	CIRCLIP	1	
9	91316-08020	BOLT	2	
10	92906-08200	WASHER, Plain	2	
11	90109-10554	BOLT	1	
12	90201-10126	WASHER, Plate	1	
13	93602-10100	NUT, u	1	
14	29L-2217H-00	COVER, dust	2	
15	90201-202H3	WASHER, Plate	1	



33M010-3250

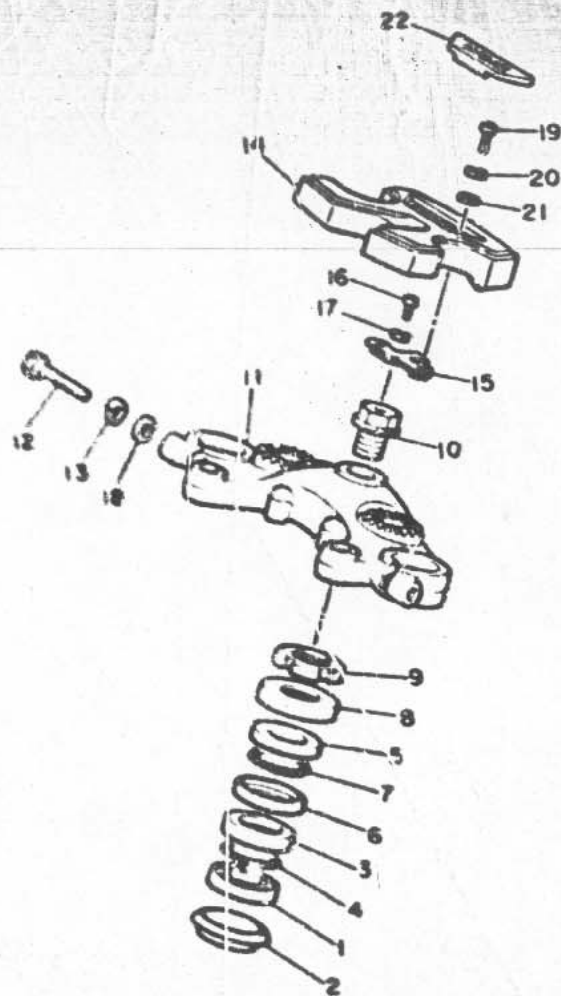
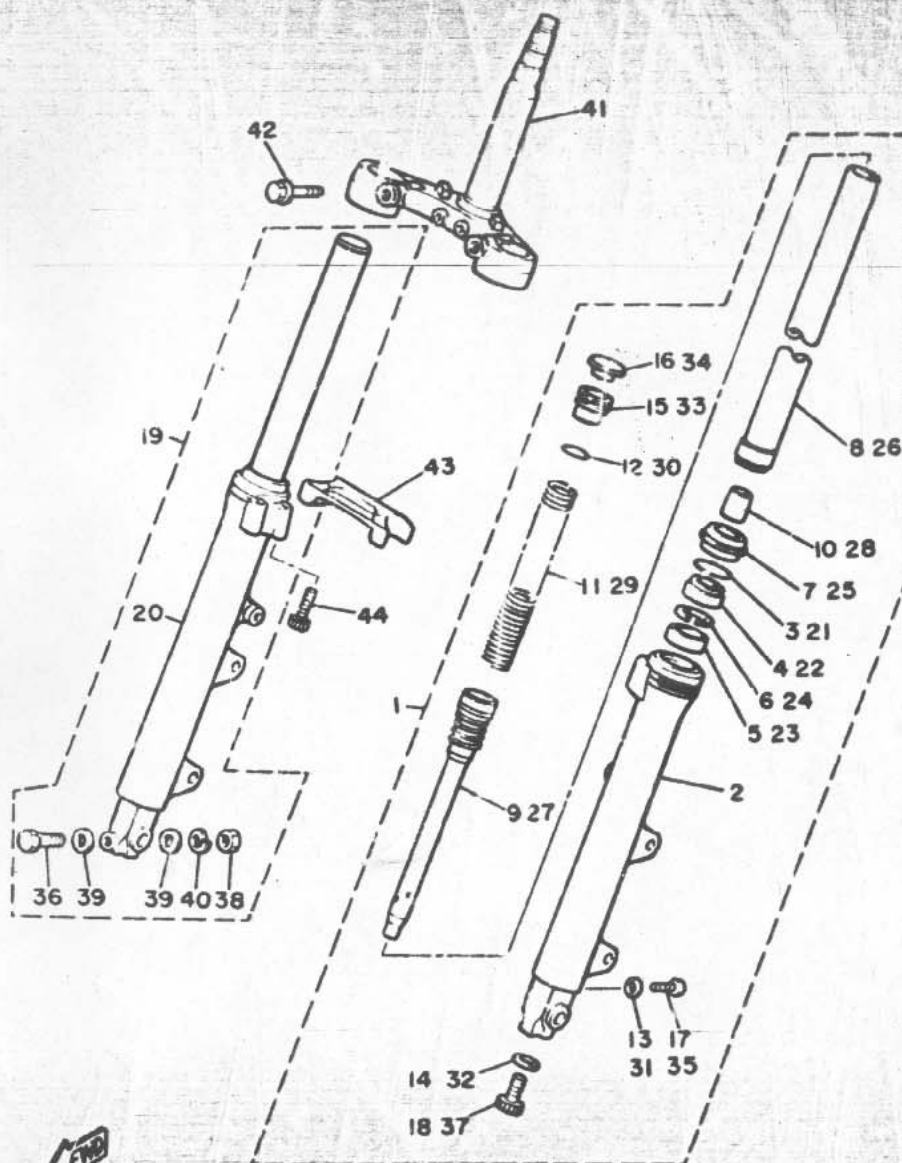


FIG. 24 STEERING

REF. NO.	PART NO.	DESCRIPTION	Q'TY	REMARKS
1	156-23411-00	RACE, ball 1	1	
2	164-23462-00	SEAL, steering	1	
3	156-23412-00	RACE, ball 2	1	
4	93501-04011	BALL	10	
5	183-23411-00	RACE, ball 1	1	
6	183-23412-00	RACE, ball 2	1	
7	93501-04011	BALL	10	
8	4K0-23415-00	COVER, ball race 1	1	
9	90179-25495	NUT	1	
10	90109-14602	BOLT	1	
11	51J-23435-00-98	CROWN, handle	1	low Gloss black
12	90103-08043	BOLT	2	
13	92906-08100	WASHER, spring	2	
14	51J-23213-00	COVER, upper	1	
15	51J-26129-00	WASHER	1	
16	92501-06012	SCREW, Pan head	1	
17	92990-06100	WASHER, spring	1	
18	92906-08600	WASHER, plate	2	
19	92506-06016	SCREW, Pan head	2	
20	92906-06100	WASHER, spring	2	
21	92906-06600	WASHER, plate	2	
22	31A-26216-00	CAP, handlebar cover	1	

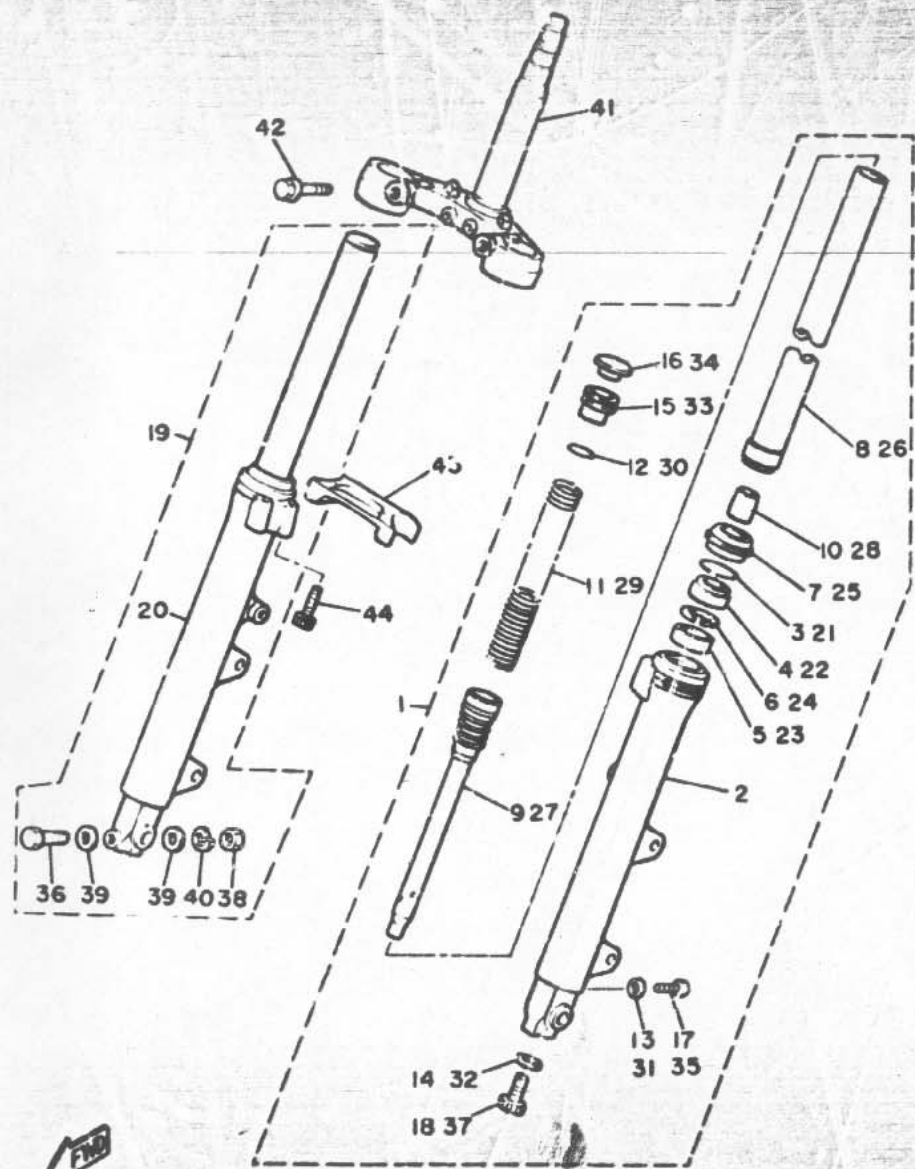
FIG. 25 FRONT FORK



49A110-4250

REF. NO.	PART NO.	DESCRIPTION	Q'TY	REMARKS
1	49A-23102-00	FRONT FORK ASSY (L-H)	1	
2	33M-23126-00	•TUBE, outer 1	1	
3	4A1-23156-00	•CLIP, oil seal	1	
4	49A-23145-00	•OIL SEAL	1	
5	30X-23125-00	•METAL, slide 1	1	
6	5K5-23149-00	•WASHER, spring upper	1	
7	33M-23144-00	•SEAL, dust	1	
8	49A-23111-00	•INNER TUBE COMP.1	1	
9	49A-23170-00	•CYLINDER COMP., front fork	1	
10	5A8-23173-00	•SPINDLE, taper	1	
11	49A-23141-00	•SPRING, front fork	1	
12	1W1-23114-L0	•GASKET	1	
13	122-23129-00	•GASKET, drain plug	1	
14	509-23158-L0	•GASKET	1	
15	31A-23111-30	•BOLT, cap	1	
16	16G-23168-00	•CAP, front fork	1	
17	122-23119-01	•PLUG, drain	1	
18	278-23181-50	•BOLT, hexagon socket head	1	
19	49A-23103-00	FRONT FORK ASSY (R-H)	1	
20	33M-23136-00	•TUBE, outer 2	1	
21	4A1-23156-00	•CLIP, oil seal	1	
22	49A-23145-00	•OIL SEAL	1	
23	30X-23125-00	•METAL, slide 1	1	
24	5K5-23149-00	•WASHER, spring upper	1	
25	33M-23144-00	•SEAL, dust	1	
26	49A-23110-00	•INNER TUBE COMP.1	1	
27	49A-23170-00	•CYLINDER COMP., front fork	1	
28	5A8-23173-00	•SPINDLE, taper	1	

FIG. 25 FRONT FORK



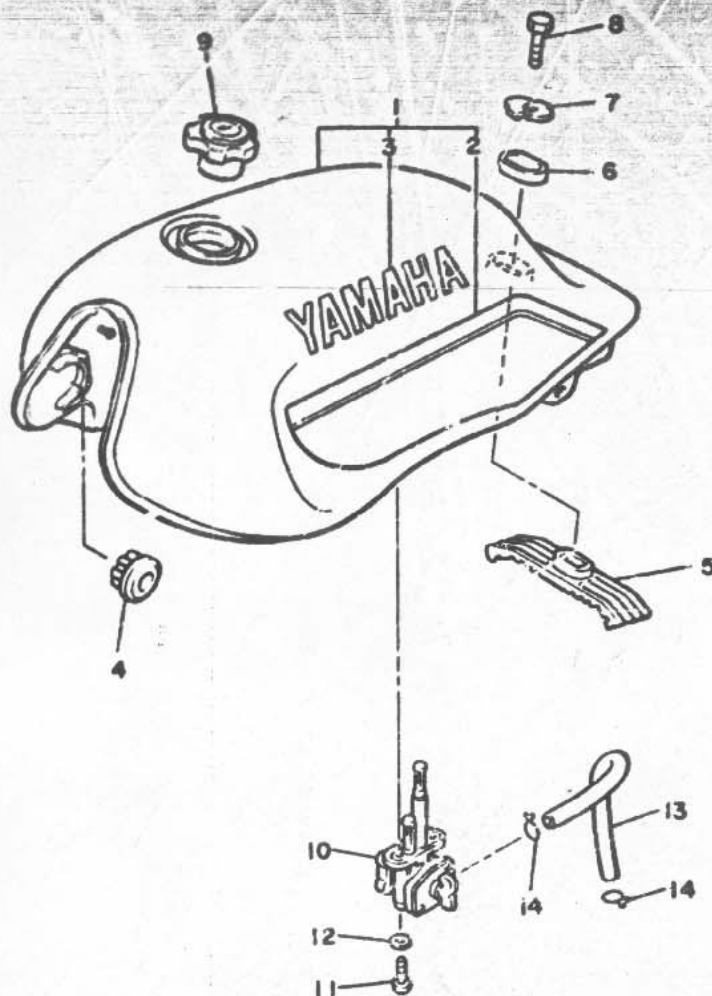
REF. NO.	PART NO.	DESCRIPTION	Q'TY	REMARKS
29	49A-23141-00	•SPRING, front fork	1	
30	1W1-23114-L0	•GASKET	1	
31	122-23129-00	•GASKET, drain plug	1	
32	509-23158-L0	•GASKET	1	
33	31A-23111-30	•BOLT, cap	1	
34	16G-23168-00	•CAP, front fork	1	
35	122-23119-01	•PLUG, drain	1	
36	4U8-23356-13	•BOLT 2	1	
37	278-23181-50	•BOLT, hexagon socket head	1	
38	95311-08300	•NUT	1	
39	90201-08544	•WASHER, plate	2	
40	92990-08100	•WASHER, spring	1	
41	49A-23340-00	U•DER BRACKET COMP.	1	
42	460-23346-00	BOLT 1	2	
43	31A-2313A-50	BRACE, fork	1	
44	31A-23181-30	BOLT, hexagon socket head	1	



49A110-4250

F12-26 FUEL TANK

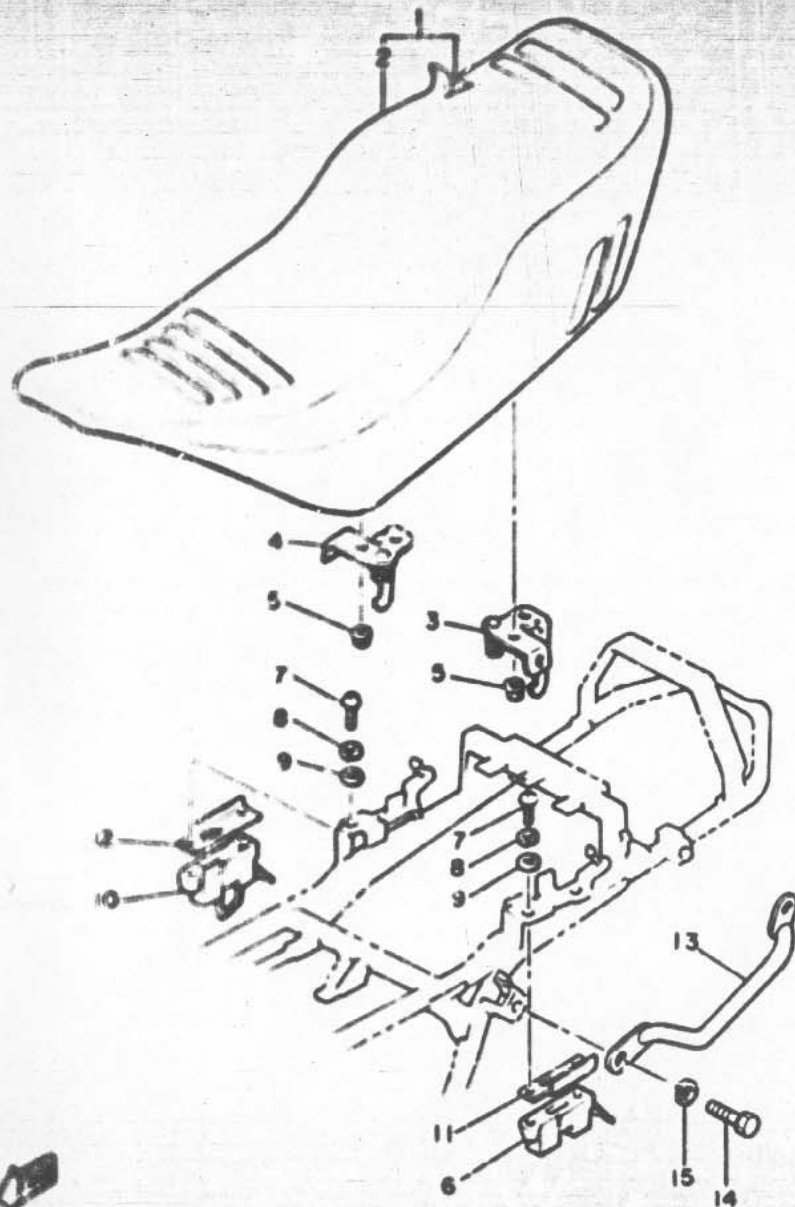
REF. NO.	PART NO.	DESCRIPTION	Q'TY	REMARKS
1	33M-24110-00-X2	FUEL TANK COMP.	1	UR ORTICER DARK GRAY
2	33M-24110-00-X3	FUEL TANK COMP.	1	UR SILKY WHITE
3	33M-24110-00-X4	FUEL TANK COMP.	1	UR APPLE RED
2	51J-24240-40	GRAPHIC SET	1	UR for old
2	51J-24240-30	GRAPHIC SET	1	UR for sw
	51J-24240-50	GRAPHIC SET	1	UR for are
3	51J-24231-00	EMBLEM 1	2	UR for old
	51J-24231-10	EMBLEM 1	2	UR for sw
	99211-00050	EMBLEM 1	2	UR for are
4	4H7-24181-60	DAMPER, locating 1	2	
5	33M-24182-00	DAMPER, locating 2	1	
6	11H-24183-00	DAMPER, locating 3	1	
7	11H-24188-00	WASHER, special	1	
8	97302-08030	BOLT	1	
9	41Y-24002-01	CAP ASSY	1	
10	33M-24500-00	FUEL COCK ASSY 1	1	
11	90149-06011	SCREW	2	
12	90202-06010	WASHER, plate	2	
13	460-24311-00	PIPE, fuel 1	1	
14	90467-10008	CLIP	2	



51J310-6280

DIO

FIG. 27 SEAT



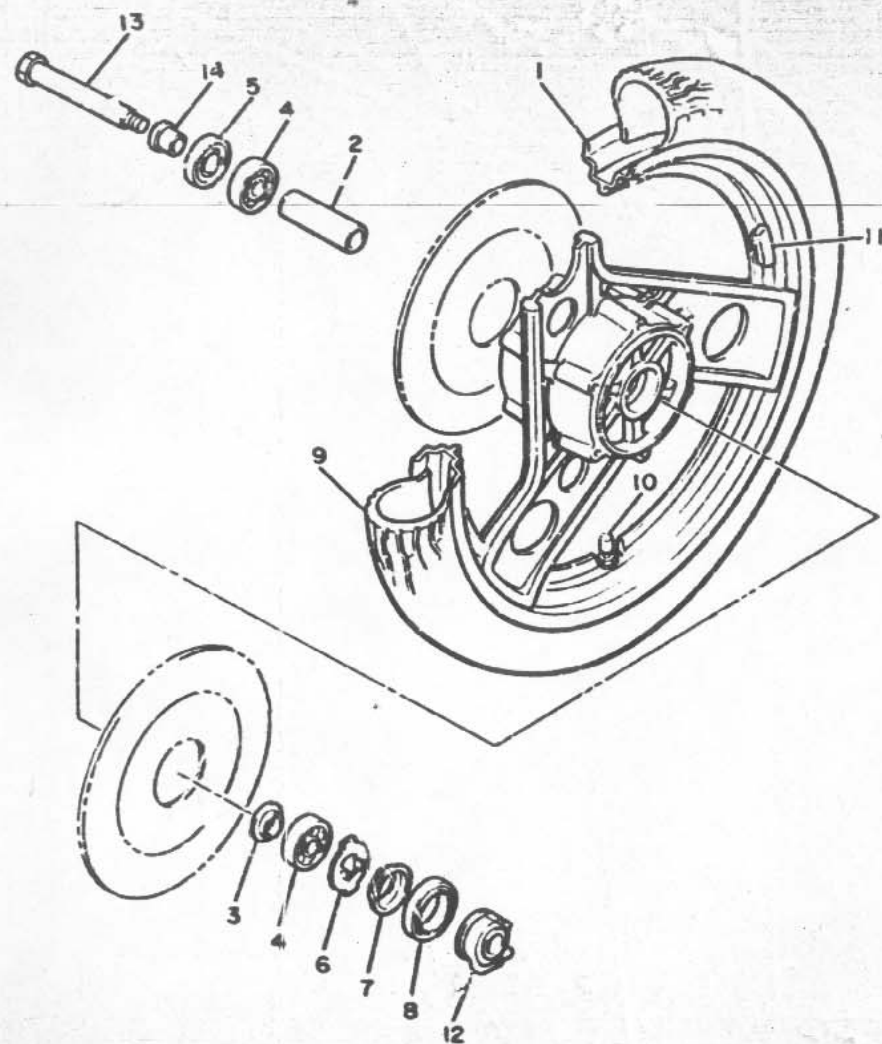
REF. NO.	PART NO.	DESCRIPTION	Q'TY	REMARKS
1	49A-W2472-00	DOUBLE SEAT ASSY	1	
2	33M-24731-00	COVER, seat	1	
3	29L-24728-00	BRACKET, seat	1	
4	29L-24738-00	BRACKET, seat	1	
5	95702-06100	NUT, flange	4	
6	31A-24760-00	SEAT LEVER ASSY	1	
7	92501-06020	SCREW, Pan head	4	
8	92990-06100	WASHER, sPring	4	
9	92990-06600	WASHER, Plate	4	
10	51J-24705-00	SEAT LOCK ASSY	1	
11	31A-2476A-00	PLATE, Guide 1	1	
12	31A-2476E-00	PLATE, Guide 2	1	
13	33M-21165-00	HANDLE, standing	1	
14	97306-08016	BOLT	2	
15	92906-08100	WASHER, sPring	2	



49A113-4270

D11

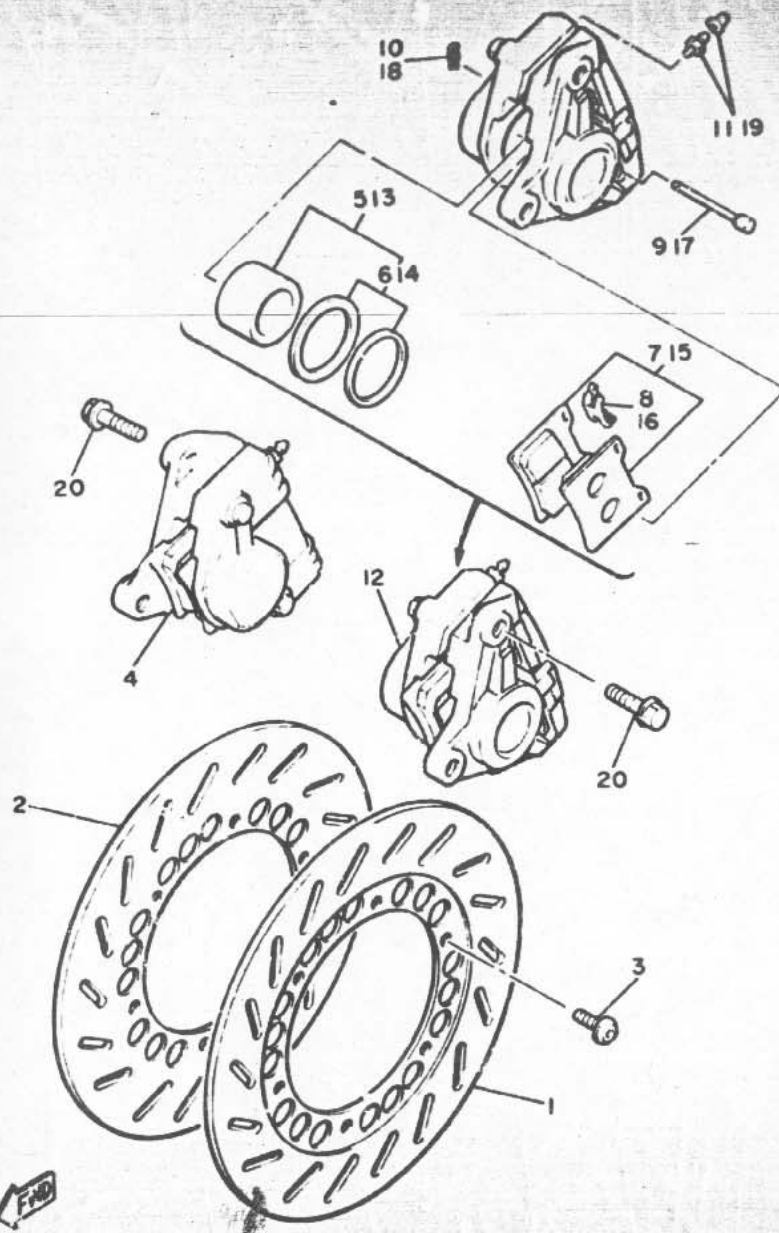
FIG. 28 FRONT WHEEL



REF. NO.	PART NO.	DESCRIPTION	Q'TY	REMARKS
1	31E-25168-20-98	CAST WHEEL, front	1	low gloss black
2	90560-15116	SPACER	1	
3	148-25116-00	FLANGE, spacer 1	1	
4	93306-30203	BEARING (B6302Z)	2	
5	93102-22014	OIL SEAL	1	
6	341-25149-00	CLUTCH, meter	1	
7	341-25846-00	RETAINER, clutch	1	
8	93105-45017	OIL SEAL	1	
9	94109-181F6	TIRE (90/90-H18)	1	yokohama
10	93900-00002	VALVE, rim	1	yokohama
11	29L-25398-00	BALANCER, wheel (10G)	1	UN
	29L-25398-10	BALANCER, wheel (20G)	1	UN
	29L-25398-20	BALANCER, wheel (30G)	1	UN
12	3M5-25190-00	GEAR UNIT ASSY	1	
13	33H-25181-00	AXLE, wheel	1	
14	90387-15550	COLLAR	1	

33M010-3300

FIG. 28 FRONT BRAKE CALIPER



REF. NO.	PART NO.	DESCRIPTION	Q'TY	REMARKS
1	29L-25831-10	DISC, brake (LEFT)	1	
2	29L-25831-00	DISC, brake (RIGHT)	1	
3	90109-08718	BOLT	12	
4	51H-25810-00	CALIPER ASSY (RIGHT)	1	
5	31A-W0057-00	PISTON ASSY, caliper	1	
6	31A-W0047-00	CALIPER SEAL KIT	1	
7	26H-W0045-10	BRAKE PAD KIT, front	1	
8	29L-25919-00	SUPPORT, Pad	1	
* 9	1KT-25924-00	PIN, Pad	2	
10	26H-25925-00	CLIP	2	
11	51H-W0048-00	BREED SCREW KIT	1	
12	51H-23810-10	CALIPER ASSY (LEFT)	1	
13	31A-W0057-00	PISTON ASSY, caliper	1	
14	31A-W0047-00	CALIPER SEAL KIT	1	
15	26H-W0045-10	BRAKE PAD KIT, front	1	
16	29L-25919-00	SUPPORT, Pad	1	
* 17	1KT-25924-00	PIN, Pad	2	
18	26H-25925-00	CLIP	2	
19	51H-W0048-00	BREED SCREW KIT	1	
20	90105-10259	BOLT, washer based	4	

49A:10-4290

D13

REF. NO.	PART NO.	DESCRIPTION	Q'TY	REMARKS
1	33M-25338-20-98	CAST WHEEL, rear	1	low 8.oss black
2	93306-30306	BEARING (B6303)	1	
3	93306-20314	BEARING (B6203)	1	
4	93102-25044	OIL SEAL	1	
5	90560-17241	SPACER	1	
6	33M-25315-00	FLANGE, sPacer	1	
7	29L-25364-00	DAMPER	3	
8	94111-181F4	TIRE	1	yokohama
9	93900-00002	VALVE, rim	1	yokohama
10	29L-25396-00	BALANCER, wheel (10G)	1	UN
	29L-25398-10	BALANCER, wheel (20G)	1	UN
	29L-25398-20	BALANCER, wheel (30G)	1	UN
11	29L-25366-00	CLUTCH, hub	1	
12	93306-30416	BEARING (B6304RS)	1	
13	93102-32298	OIL SEAL	1	
14	90387-172J8	COLLAR	1	
15	49A-25444-20-33	SPROCKET, driven (44T)	1	yamaha black
16	90110-08057	BOLT, hexagon socket head	6	
*17	95601-08200	NUT, self-locking	6	
18	94580-63106	CHAIN (DID50HDL-2-106L)	1	ENDLESS
19	12R-25363-00	PULLER, chain 1	1	
20	12R-25389-00	PULLER, chain 2	1	
21	90101-08475	BOLT	2	
22	95301-08700	NUT	2	
23	12R-25381-00	AXLE, wheel	1	
24	90171-14031	NUT, castle	1	
25	91401-30030	PIN, cotter	1	
26	90387-172J8	COLLAR	1	

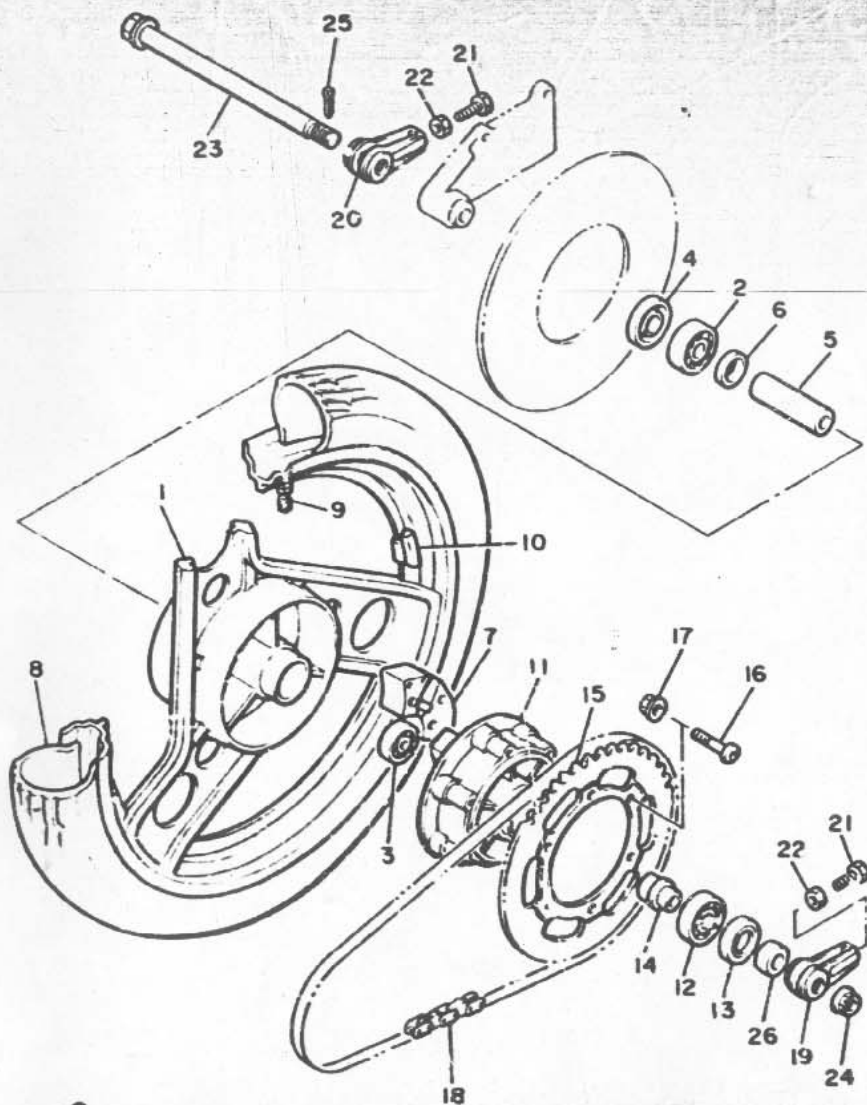
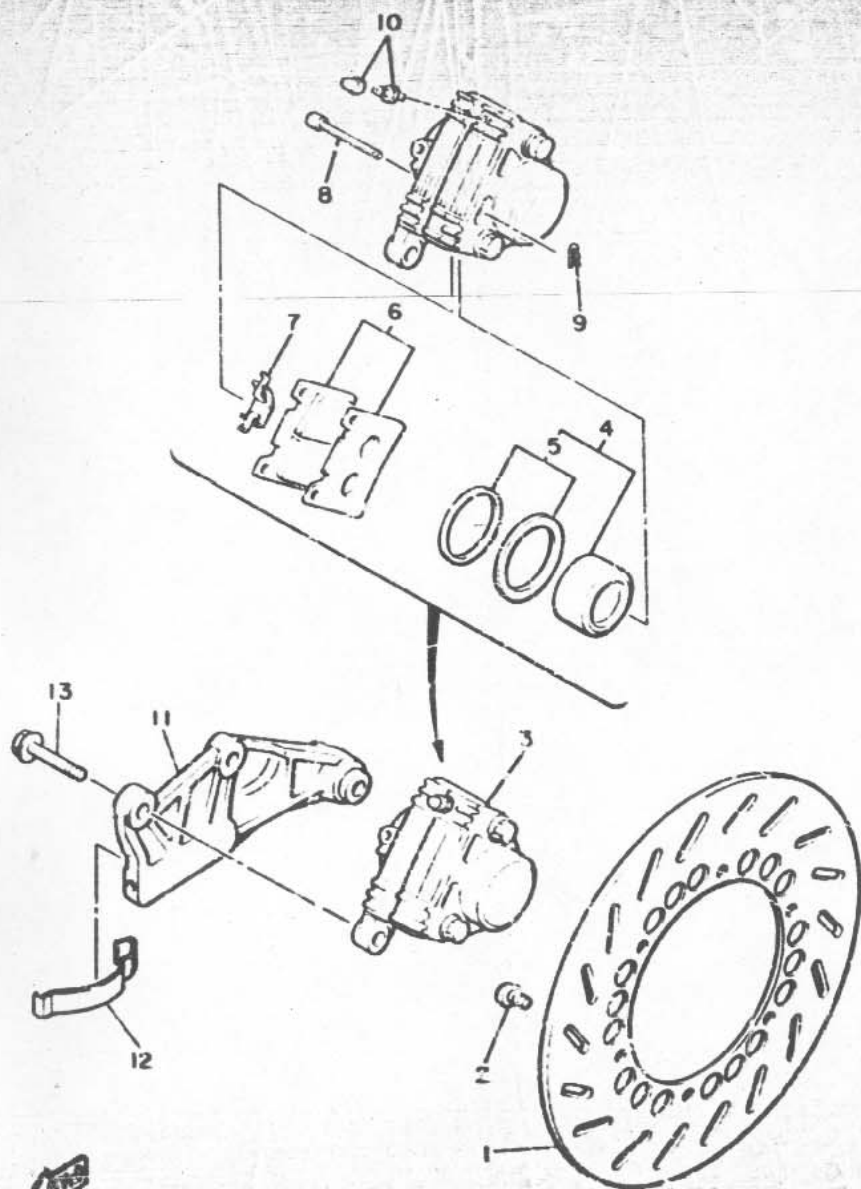


FIG. 31 REAR BRAKE CALIPER

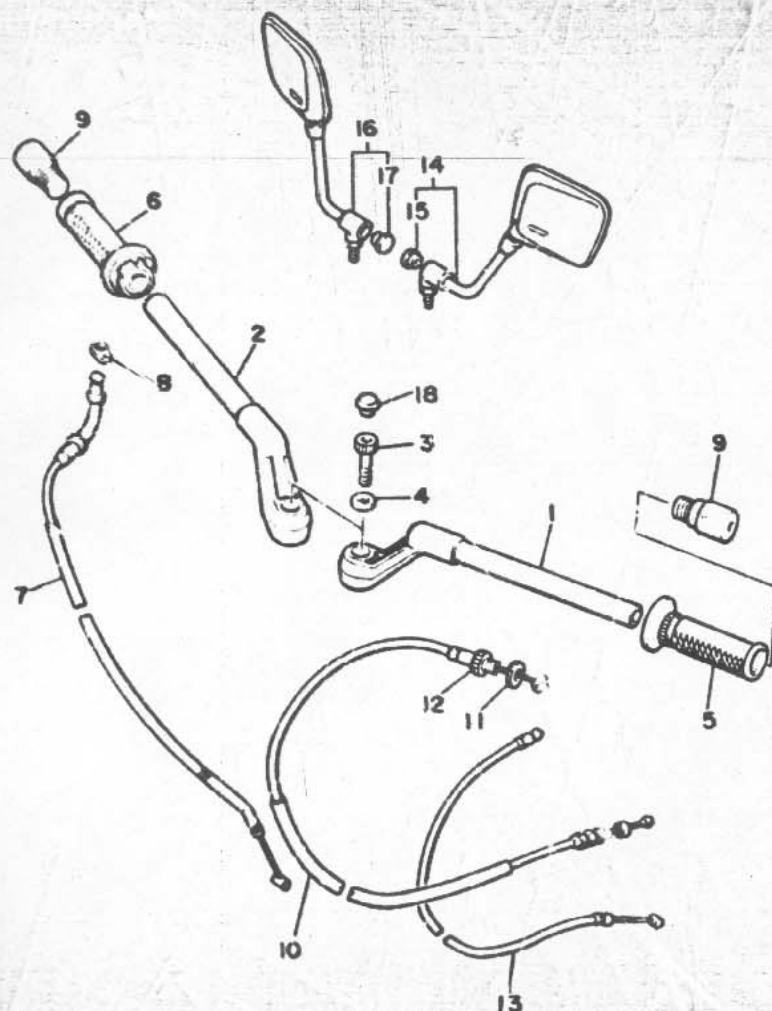
REF. NO.	PART NO.	DESCRIPTION	Q'TY	REMARKS
1	29L-25831-00	DISC, brake (RIGHT)	1	
2	90109-08718	BOLT	6	
3	51H-25810-50	CALIPER ASSY	1	
4	26H-W0057-00	PISTON ASSY, caliper	1	
5	26H-W0047-00	CALIPER SEAL KIT	1	
6	1FK-W0046-00	BRAKE PAD KIT, rear	1	
7	29L-25919-00	SUPPORT, Pad	1	
* 8	1KT-25924-00	PIN, Pad	2	
9	26H-25925-00	CLIP	2	
10	51H-W0048-00	BREED SCREW KIT	1	
11	51J-25819-00-98	BRACKET, caliper	1	low gloss black
12	33M-25927-00	SPRING, support	1	
13	90105-10259	BOLT, washer based	2	



49A110-4310

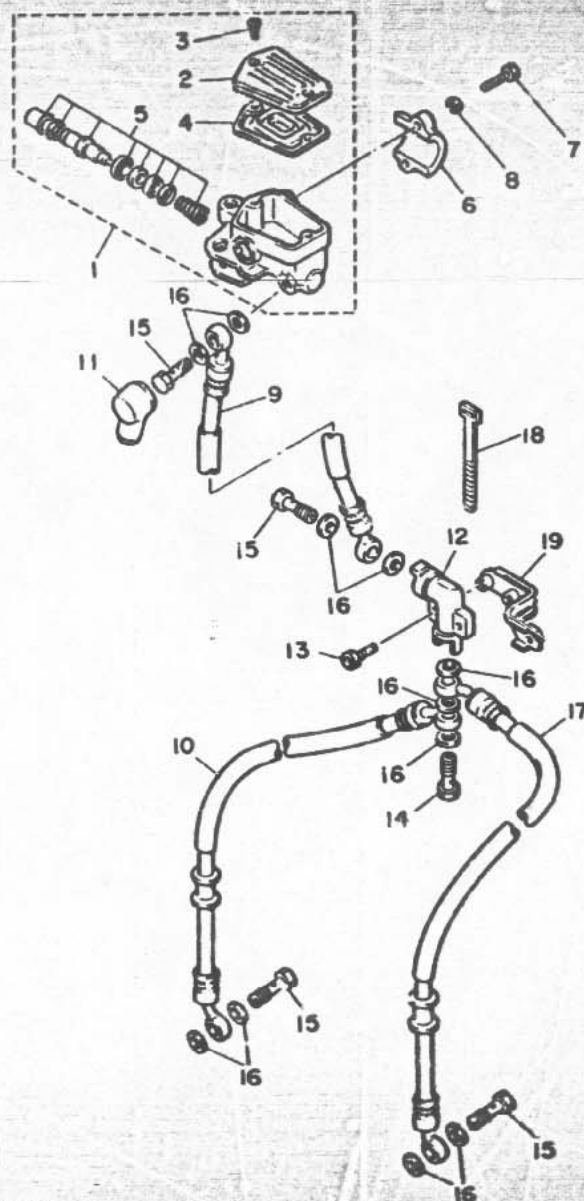
D15

FIG. 32 STEERING HANDLE, CABLE



REF. NO.	PART NO.	DESCRIPTION	Q'TY	REMARKS
1	51J-26121-00	HANDLEBAR (LEFT)	1	
2	51J-26122-00	HANDLEBAR (RIGHT)	1	
3	91316-12045	BOLT	2	
4	92990-12200	WASHER, Plain	2	
5	31A-26241-00	GRIP (L.H.)	1	
6	31A-26240-00	GRIP ASSY	1	
7	49A-26311-00	CABLE, throttle 1	1	
8	5H0-26393-00	HOLDER	1	
9	51J-26246-00	END, Grip	2	
*10	49A-26335-01	CABLE, clutch	1	
11	90175-08148	NUT	1	
12	90123-08046	BOLT	1	
13	49A-26331-00	CABLE, starter 1	1	
14	36Y-26290-00	BACK MIRROR ASSY (LEFT)	1	
15	36Y-26133-00	.CAP	1	
16	36Y-26290-70	BACK MIRROR ASSY (RIGHT)	1	
17	36Y-26133-00	.CAP	1	
18	31A-23469-02	CAP, bolt	2	

FIG. 33 FRONT MASTER CYLINDER



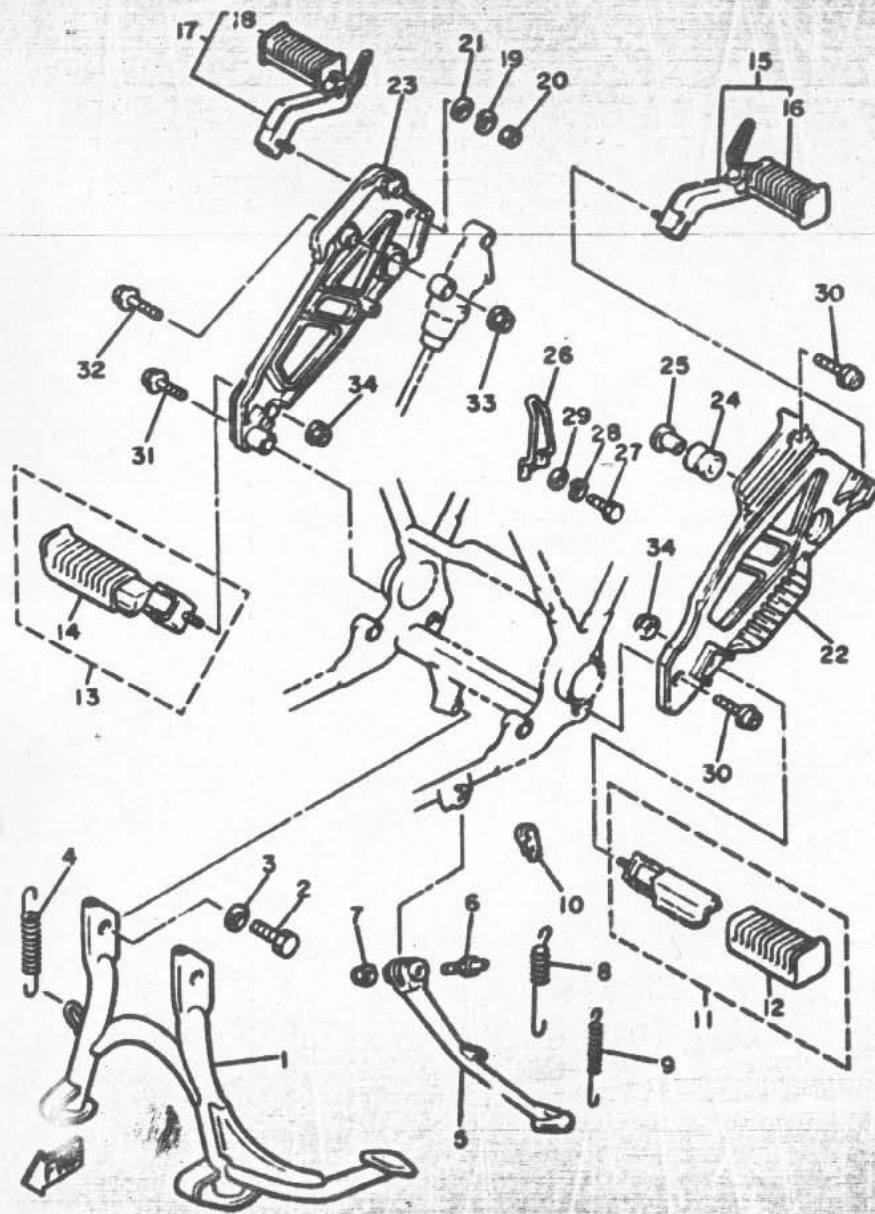
REF. NO.	PART NO.	DESCRIPTION	Q'TY	REMARKS
1	36Y-25850-00	MASTER CYLINDER ASSY	1	
2	36Y-25852-00	.CAP, reservoir	1	
3	98706-C4012	.SCREW, flat head	2	
4	36Y-25854-00	.DIAPHRAGM, reservoir	1	
5	36Y-W0041-00	.CYLINDER KIT, master	1	
6	36Y-25867-00	BRACKET, master cylinder	1	
7	91316-06025	BOLT	2	
8	92976-06100	WASHER, spring	2	
9	5K7-25672-00	HOSE, brake 1	1	
10	33M-25873-00	HOSE, brake 2	1	
11	4L0-25862-00	BOOT, master cylinder	1	
12	11U-25885-00	JOINT	1	
13	91316-06035	BOLT	2	
14	90401-10095	BOLT, union	1	
15	90401-10096	BOLT, union	4	
16	90201-10118	WASHER, plate	11	
17	324-25874-00	HOSE, brake	1	
18	341-26397-01	BAND	2	
19	51J-28357-00	STAY 2	1	



48A110-4331

E3

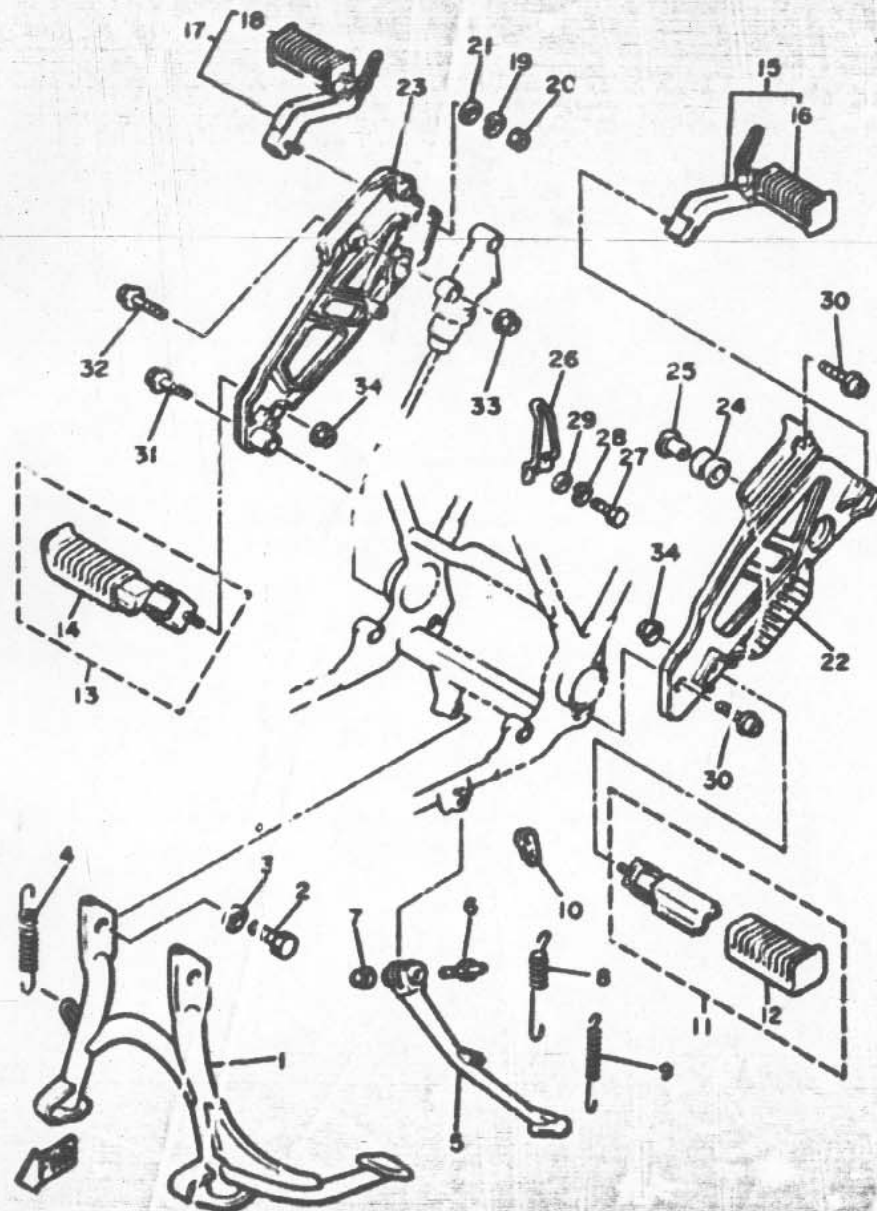
FIG. 34 STAND, FOOTREST



REF. NO.	PART NO.	DESCRIPTION	Q'TY	REMARKS
1	33M-27111-00-R4	STAND, main	1	stack
2	97302-10016	BOLT	2	
3	90201-10752	WASHER, Plate	2	
4	90506-35337	SPRING, tension	1	
5	51J-27311-00-R4	STAND, side	1	black
6	90109-10590	BOLT	1	
7	90185-10037	WIT, self-locking	1	
8	90506-26225	SPRING, tension	1	
9	90506-10224	SPRING, tension	1	
10	4U8-27315-00	LINK, side stand	1	
11	51J-27410-00	FRONT FOOTREST ASSY (LEFT)	1	
12	1J7-27413-01	COVER, footrest	1	
13	51J-27420-00	FRONT FOOTREST ASSY (RIGHT)	1	
14	1J7-27413-01	COVER, footrest	1	
15	51J-27430-00	REAR FOOTREST ASSY 1	1	
16	447-27433-00	COVER, rear footrest	1	
17	51J-27440-00	REAR FOOTREST ASSY 2	1	
18	447-27433-00	COVER, rear footrest	1	
19	92901-10100	WASHER, spring	2	
20	96311-10600	NUT	2	
21	92990-10600	WASHER, Plate	2	
22	51J-27442-00	BRACKET 2	1	
23	51J-27443-00	BRACKET 3	1	
24	2H7-27414-00	DAMPER, footrest	2	
25	90387-10636	COLLAR	2	
26	33M-25875-50	HOLDER, brake hose 1	1	
27	97006-06012	BOLT	1	
28	92908-06100	WASHER, spring	1	

51.332-4340

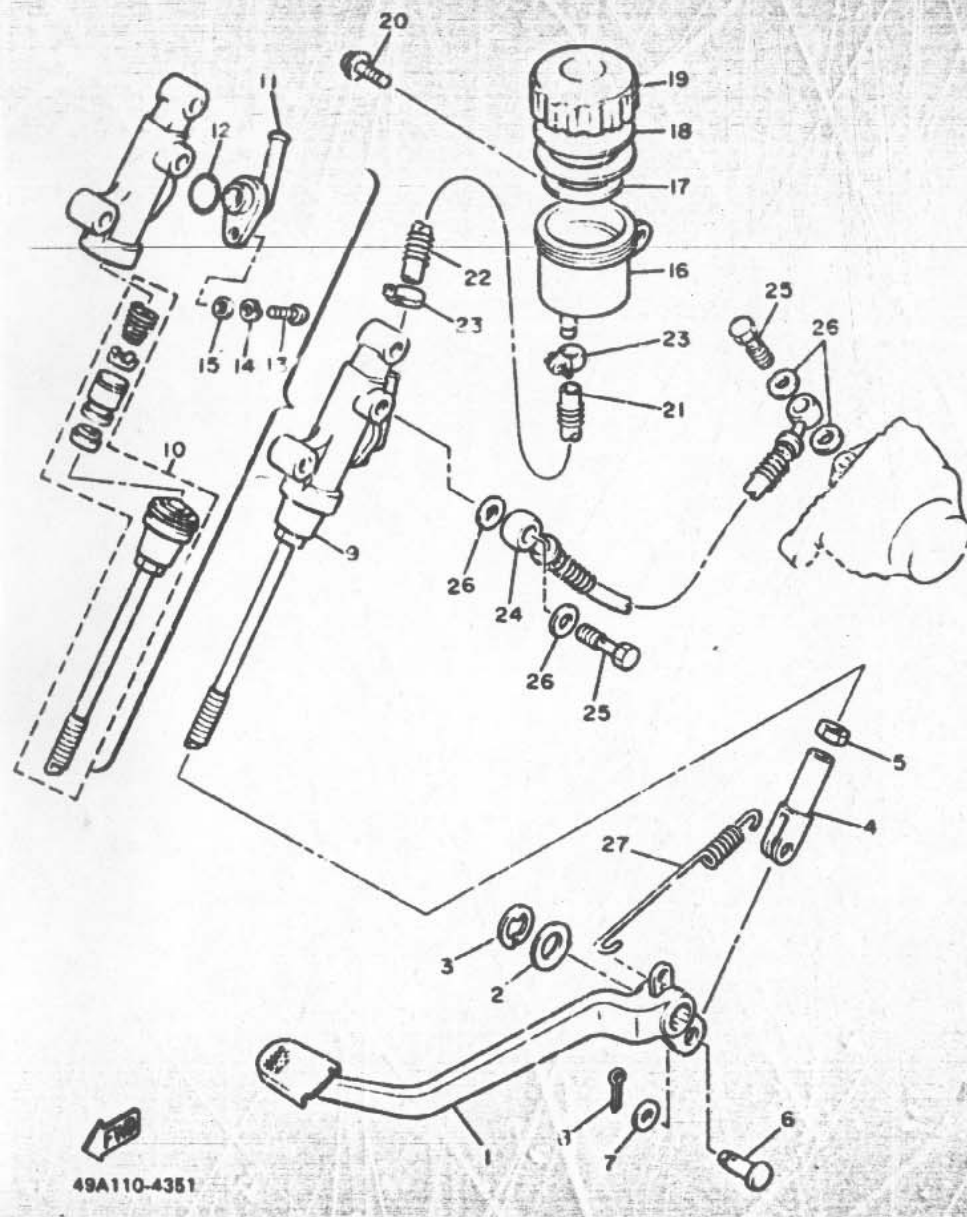
FIG. 34 STAND, FOOTREST



REF. NO.	PART NO.	DESCRIPTION	Q'TY	REMARKS
29	92906-08600	WASHER, Plate	1	
30	9C110-08066	BOLT, hexagon socket head	2	
31	9C110-08068	BOLT, hexagon socket head	1	
32	9C110-08069	BOLT, hexagon socket head	2	
33	95701-08100	NUT, flange	2	
34	95701-10500	NUT, flange	2	

51J332-4340

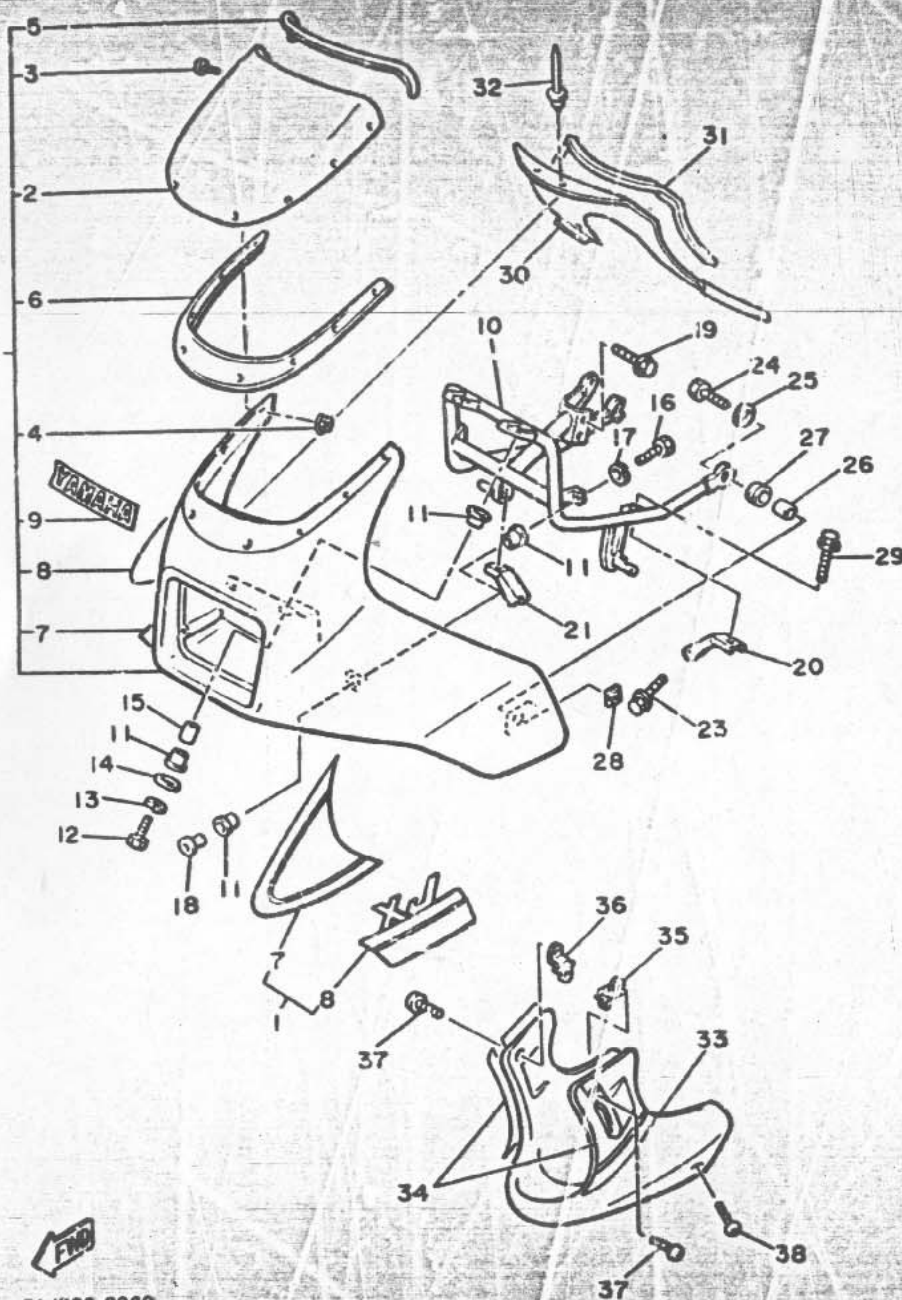
FIG. 35 REAR MASTER CYLINDER



REF. NO.	PART NO.	DESCRIPTION	Q'TY	REMARKS
1	33M-27211-00	PEDAL, brake	1	
2	90201-14212	WASHER, Plate	1	
3	93430-10015	CIRCLIP	1	
4	31A-27222-00	JOINT	1	
5	95301-08700	NUT	1	
6	90240-08013	PIN, clevis	1	
7	90201-06053	WASHER, Plate	1	
8	91401-20015	PIN, cotter	1	
9	33M-25850-50	MASTER CYLINDER ASSY	1	
10	33M-W0042-50	.CYLINDER KIT, master	1	
11	31A-2582A-50	.JOINT	1	
12	93210-15620	.O-RING	1	
13	98511-04012	.SCREW, Pan head	1	
14	92901-04100	.WASHER, spring	1	
15	92901-04600	.WASHER, Plate	1	
*16	31A-25894-01	TANK, reservoir	1	
17	360-25854-00	DIAPHRAGM, reservoir	1	
*18	26U-23866-00	BUSH, diaphragm	1	
19	1A1-25852-00	CAP, reservoir	1	
20	90159-06056	SCREW, with washer	1	
21	33M-25895-00	HOSE, reservoir	1	
22	90501-10788	SPRING, compression	1	
23	90460-12268	CLAMP, hose	2	
24	33M-25872-50	HOSE, brake 1	1	
25	90401-10096	BOLT, union	2	
26	90201-10118	WASHER, Plate	4	
27	90506-20338	SPRING, tension	1	

49A110-4351

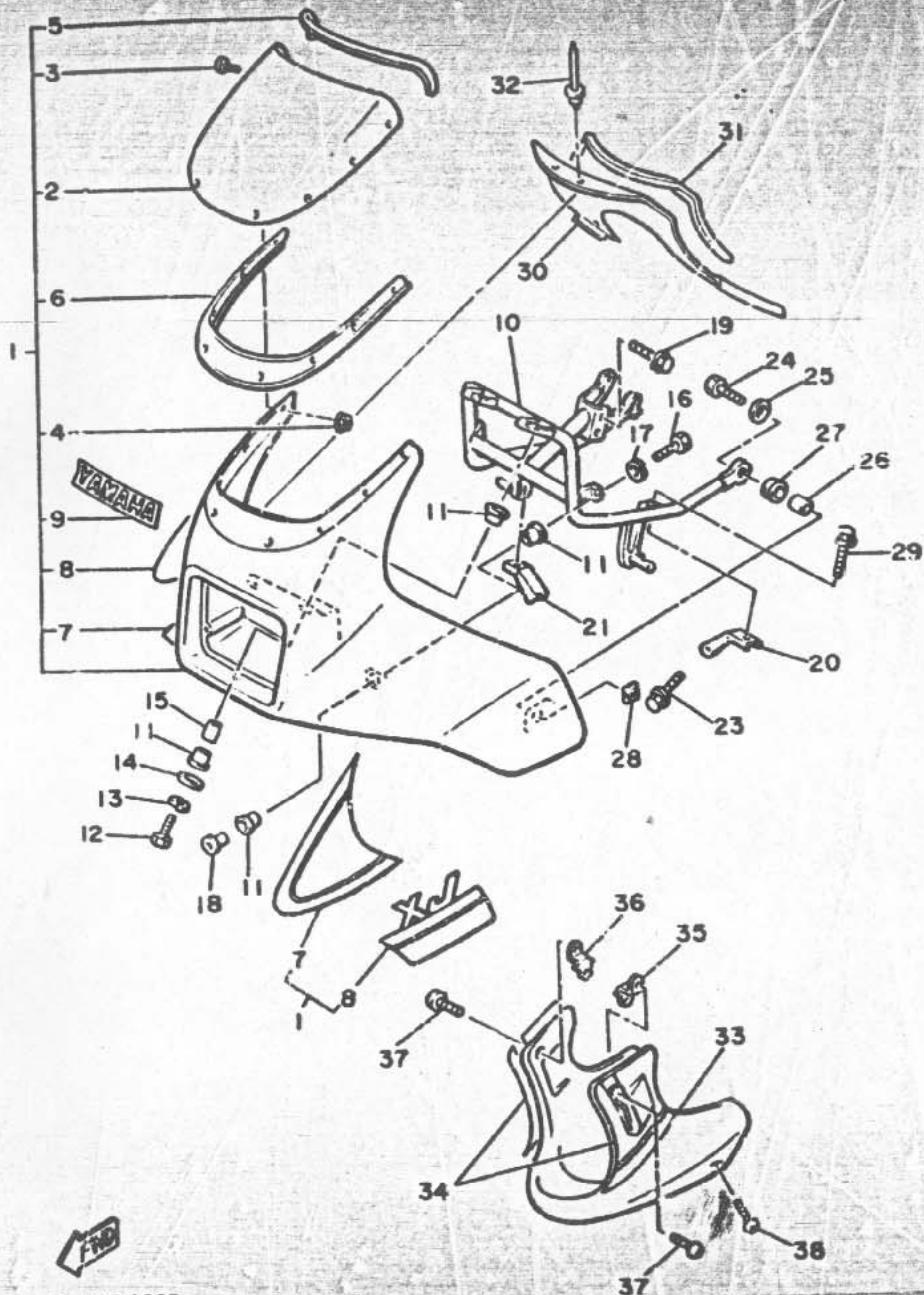
FIG. 36 COWLING



REF. NO.	PART NO.	DESCRIPTION	Q'TY	REMARKS
1	53U-W2838-00-GE	COWLING ASSY	1	UR silky white
	53U-W2C38-00-GV	COWLING ASSY	1	UR enticer dark gray
	53U-W2838-00-LG	COWLING ASSY	1	UR apple red
2	31A-28381-02	.WINDSHIELD	1	
*3	90130-06023	.SCREW, pan head	8	
*4	95706-06500	.NUT, flange	8	
5	42N-28376-00	.TRIM	1	
6	31A-28345-00	.MOLE 1	1	
7	51J-28390-60	.GRAPHIC SET, cowling	1	UR for etd
	51J-28390-30	.GRAPHIC SET, cowling	1	UR for sw
	51J-28390-70	.GRAPHIC SET, cowling	1	UR for are
8	51J-28390-40	.GRAPHIC SET, cowling	1	UR for etd
	51J-28390-50	.GRAPHIC SET, cowling	1	UR for sw
	51J-28390-60	.GRAPHIC SET, cowling	1	UR for are
9	1FM-28338-00	.EMBLEM	1	UR for etd
	51J-28338-30	.EMBLEM	1	UR for sw
	99231-00025	.EMBLEM, yamaha	1	UR for are
10	51J-28356-10	STAY 1	1	
11	90480-22362	GROMMET	8	
12	97306-06035	BOLT	2	
13	92906-06100	WASHER, spring	2	
14	90201-06074	WASHER, plate	2	
15	90560-08237	SPACER	2	
16	97006-06012	BOLT	2	
17	92906-06100	WASHER, spring	2	
18	90387-060J5	COLLAR	2	
19	95816-06012	BOLT, flange	3	
20	51J-2831U-00	STAY, side 1	1	
21	51J-2832U-00	STAY, side 1	1	
23	95806-06025	BOLT, flange	2	
24	97306-06020	BOLT	2	

51J332-8360

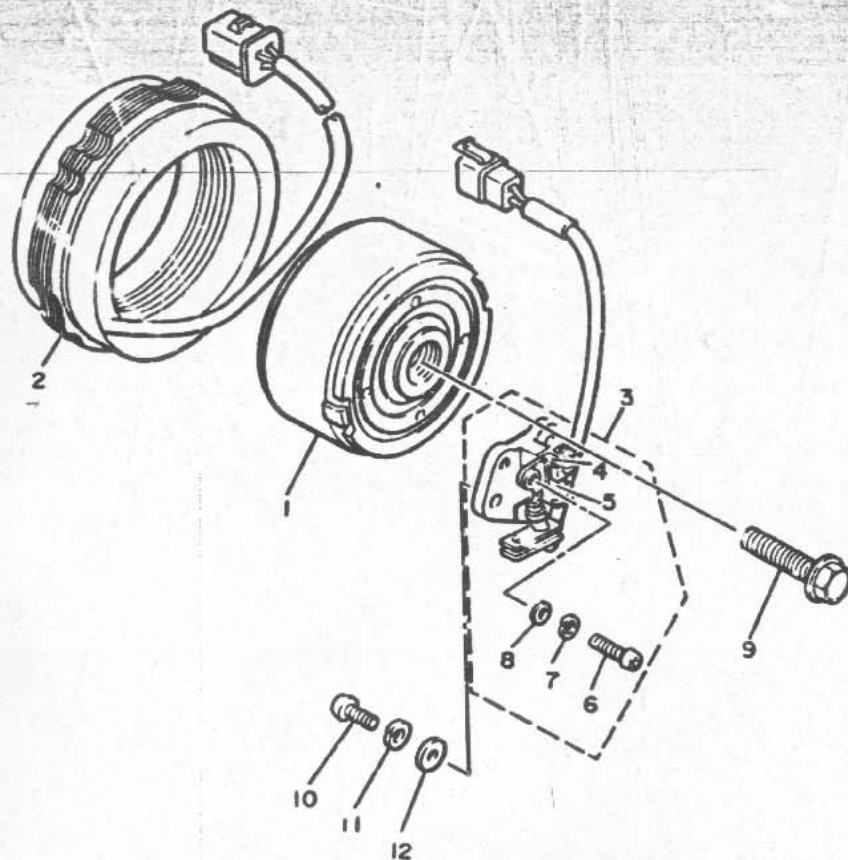
FIG. 36 COWLING 1



51.332-8360

REF. NO.	PART NO.	DESCRIPTION	Q'TY	REMARKS
25	90201-067A0	WASHER, plate	2	
26	90387-060A7	COLLAR	2	
27	90460-10276	GROMMET	2	
28	42N-28317-00	NUT, emblem	2	
*29	90119-06108	BOLT, with washer	2	
30	53U-2836K-01	PANEL, inner 1	1	
31	53U-28376-00	TRIM	1	
32	90269-05039	RIVET	4	
33	33M-28385-51-GE	COVER, lower	1	UR silky white
	33M-28385-51-GV	COVER, lower	1	UR anticer dark gray
34	33M-28385-51-LG	COVER, lower, lower cover	1	UR apple red
34	51J-28301-40	GRAPHIC SET, lower cover	1	UR for std
34	51J-28301-30	GRAPHIC SET, lower cover	1	UR for sw
25	51J-28301-80	GRAPHIC SET, lower cover	1	UR for arc
36	33M-2636A-50	BRACKET 1	1	
36	33M-2836E-50	BRACKET 2	1	
37	90154-05001	SCREW, binding	2	
38	90154-06014	SCREW, binding	2	

FIG. 37 GENERATOR



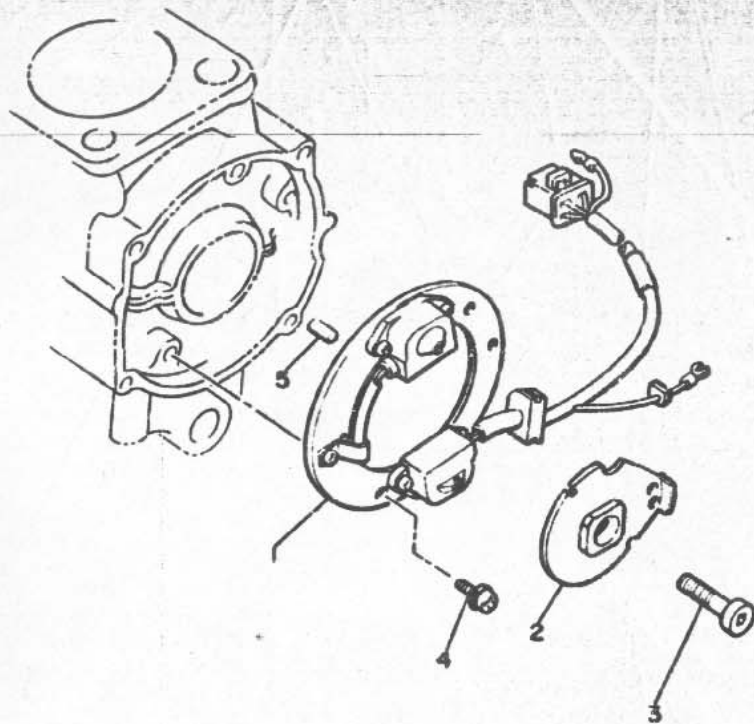
REF. NO.	PART NO.	DESCRIPTION	Q'TY	REMARKS
1	2WY-81650-10	ROTOR ASSY	1	
2	2WY-81610-10	STATOR ASSY	1	
3	460-81619-10	BRUSH HOLDER ASSY	1	
4	46X-81611-10	BRUSH 1	1	
5	460-81612-10	BRUSH 2	1	
6	98511-04012	SCREW, Pan head	2	
7	92902-04100	WASHER, sPring	2	
8	92901-04600	WASHER, Plate	2	
9	90105-10152	BOLT, washer based	1	
10	92502-06016	SCREW, Pan head	2	
11	92990-06100	WASHER, sPring	2	
12	92990-06600	WASHER, Plate	2	



39N010-3340

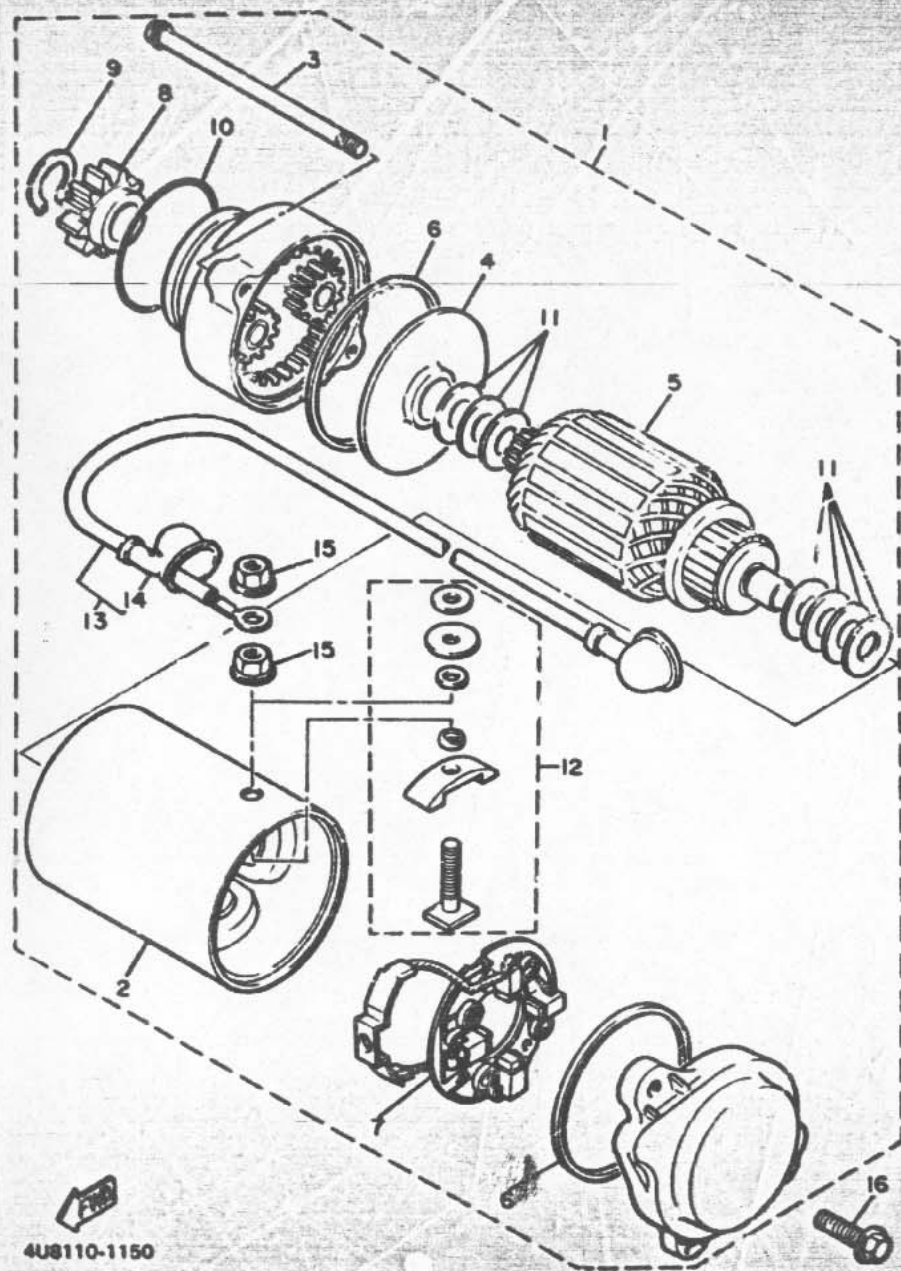
FIG. 38 PICK UP COIL GOVERNOR

REF. NO.	PART NO.	DESCRIPTION	QTY	REMARKS
1	46X-81671-10	BASE, Pickup	1	
2	49A-81673-10	ROTOR	1	
3	91316-08030	BOLT	1	
4	90159-08107	SCREW, with washer	2	
5	93604-08071	PIN, dowel	1	



51J300-5380

FIG. 35 STARTING MOTOR

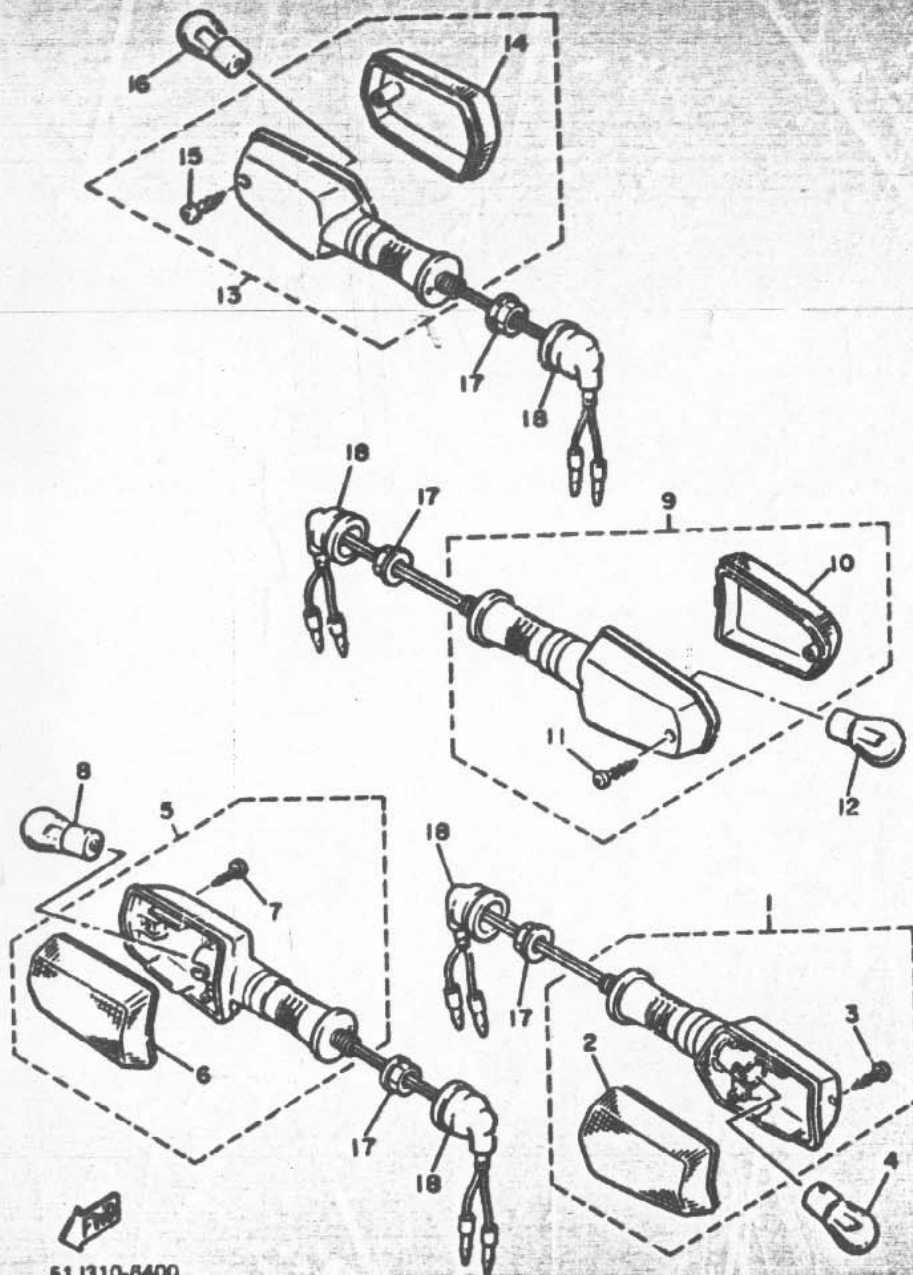


REF. NO.	PART NO.	DESCRIPTION	Q'TY	REMARKS
1	4V8-81800-00	STARTING MOTOR ASSY	1	
2	4V8-81810-00	•STATOR ASSY	1	
3	4G0-81826-00	•BOLT	2	
4	4G0-81845-20	•PLATE	1	
5	4G0-81850-00	•ARMATURE ASSY	1	
6	4G0-81844-00	•GASKET	2	
7	4G0-81840-00	•BRUSH HOLDER ASSY	1	
8	4G0-15511-00	•GEAR, starting motor	1	
9	99009-12400	•CIRCLIP	1	
10	4G0-81847-00	•O-RING	1	
11	4G0-81809-00	•WASHER KIT	1	
12	4G0-81828-00	•BOLT 2	1	
13	4G0-81815-00	•WIRE, starter	1	
14	4G0-81871-00	•CAP	2	
15	4G0-81872-00	•NUT, special	2	
16	9582C-06025	BOLT, flange	2	

4U8110-1150

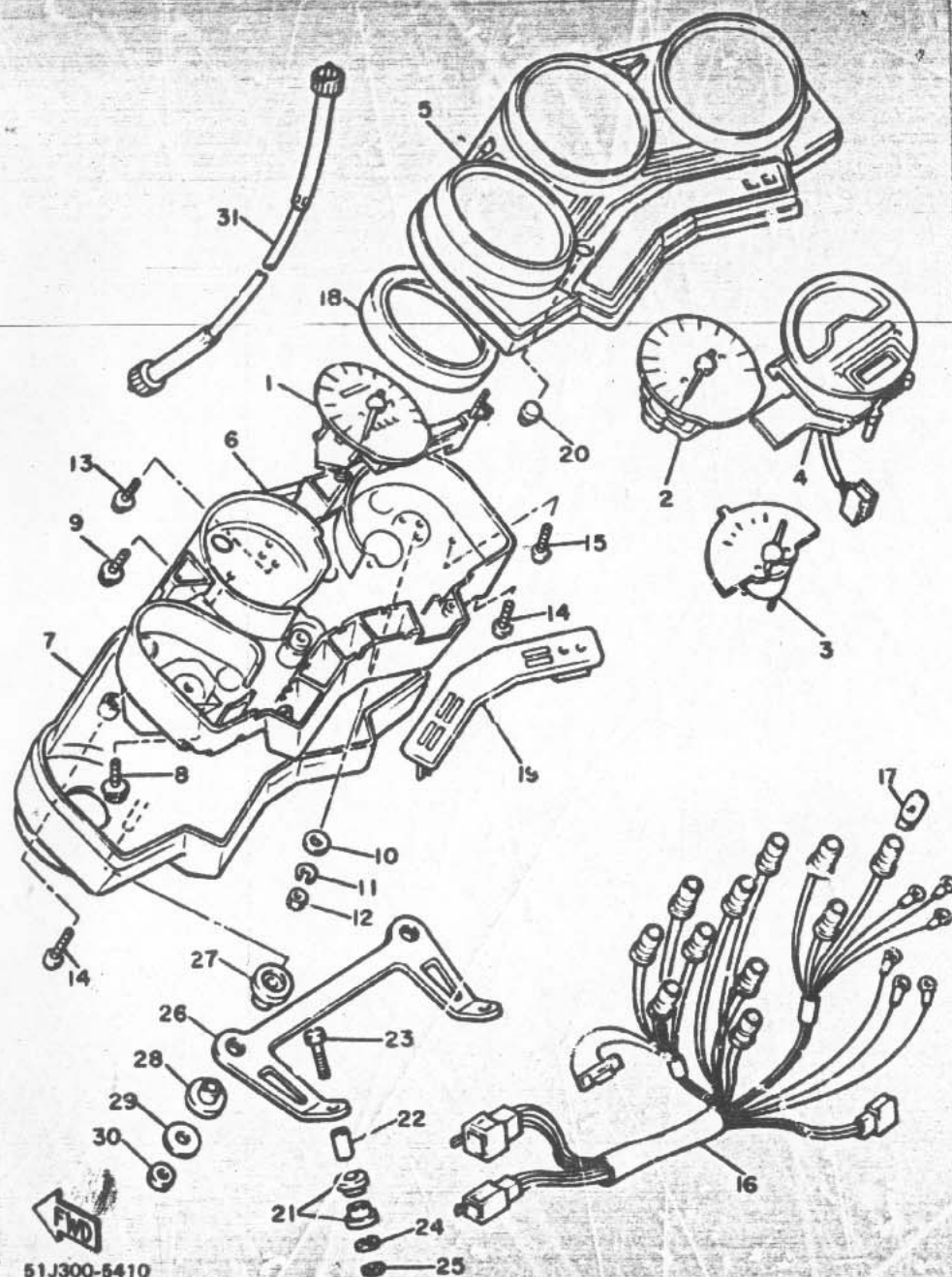
FIG. 40 FLASHER LIGHT

REF. NO.	PART NO.	DESCRIPTION	QTY	REMARKS
1	51J-83310-00	FRONT FLASHER LIGHT ASSY 1	1	
2	51L-83332-01	.LENS, flasher	1	
3	97706-40620	.SCREW, tapping	1	
4	"	BULB, flasher (12V-21W)	1	LM
5	51J-83320-00	FRONT FLASHER LIGHT ASSY 2	1	
6	51L-83332-01	.LENS, flasher	1	
7	97706-40620	.SCREW, tapping	1	
8	"	BULB, flasher (12V-21W)	1	LM
9	51J-83330-00	REAR FLASHER LIGHT ASSY 1	2	
10	1VU-83332-00	.LENS, flasher	1	
11	97706-40620	.SCREW, tapping	1	
12	"	BULB, flasher (12V-21W)	1	LM
13	51J-83340-00	REAR FLASHER LIGHT ASSY 2	1	
14	1VU-83342-00	.LENS, flasher 2	1	
15	97706-40620	.SCREW, tapping	1	
16	"	BULB, flasher (12V-21W)	1	LM
17	85702-12100	NUT, flange	4	
18	18G-83365-00	CAP	4	



51J310-8400

FIG. 41 METER

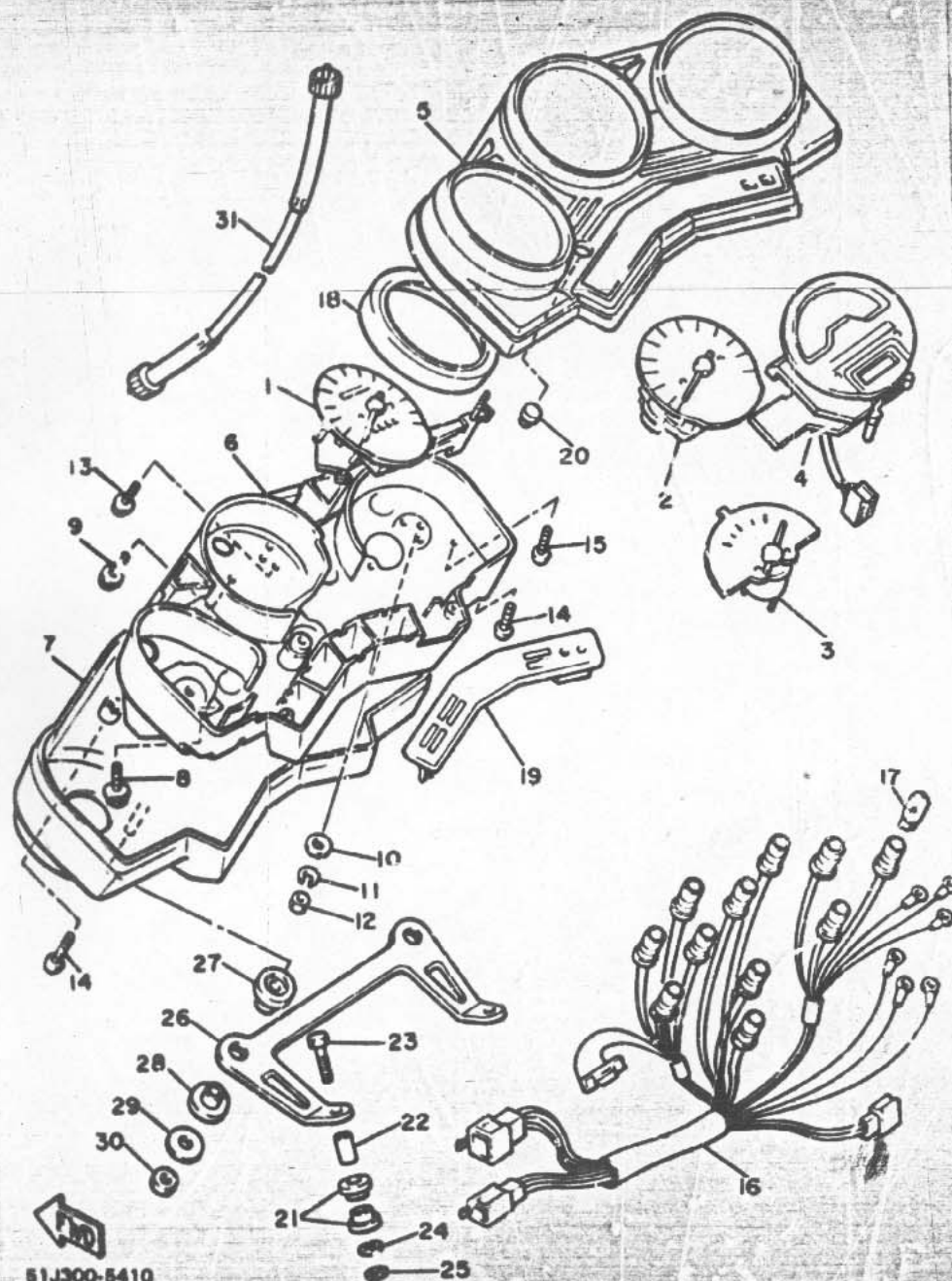


51J300-5410

REF. NO.	PART NO.	DESCRIPTION	Q'TY	REMARKS
1	51J-83570-00	SPEEDOMETER ASSY	1	
2	51J-83540-00	TACHOMETER ASSY	1	
3	29R-85750-00	FUEL METER ASSY	1	
4	51J-8359J-00	PRINT BOARD ASSY	1	
5	51J-83536-00	CASE, upper	1	
6	31A-8353H-00	CASE, inner	1	
7	31A-8355E-00	COVER, meter	1	
8	90167-04021	SCREW, tapping	2	
9	90159-04043	SCREW, with washer	2	
10	92902-03600	WASHER, Plate	2	
11	92990-03100	WASHER, spring	3	
12	95301-03600	NUT	3	
13	90158-03044	SCREW, with washer	3	
14	90164-04008	SCREW, tapping	9	
15	90164-03010	SCREW, tapping	3	
16	51J-83509-00	SOCKET CORD ASSY	1	
17	4G1-64/44-00	BULB (12V 3.4W)	11	
18	31A-8353L-00	REFLECTOR	3	
19	51J-8357X-00	PANEL ASSY	1	
20	29L-83578-00	KNOB, trip meter	1	
21	584-83541-00	DAMPER	4	
22	90387-06249	COLLAR	2	
23	9730R-06040	BOLT	2	
24	92906-05100	WASHER, spring	2	
25	90261-06380	WASHER, Plate	2	
26	49A-83519-00	BRACKET, meter	1	
27	31A-83592-00	DAMPER	2	
28	31A-83593-00	DAMPER	2	

E13

FIG. 41 METER

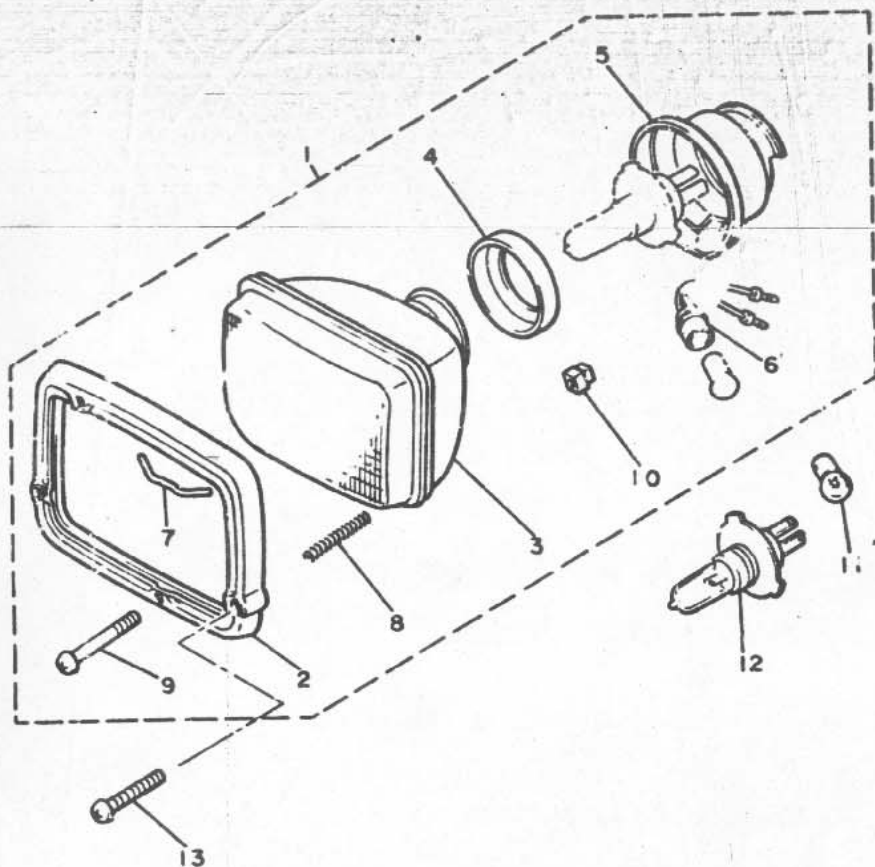


REF. NO.	PART NO.	DESCRIPTION	Q'TY	REMARKS
29	90201-060A3	WASHER, Plate	2	
30	95306-06600	NUT	2	
31	33H-83550-00	SPEEDOMETER CABLE ASSY	1	

51J300-5410

FIG. 42 HEADLIGHT

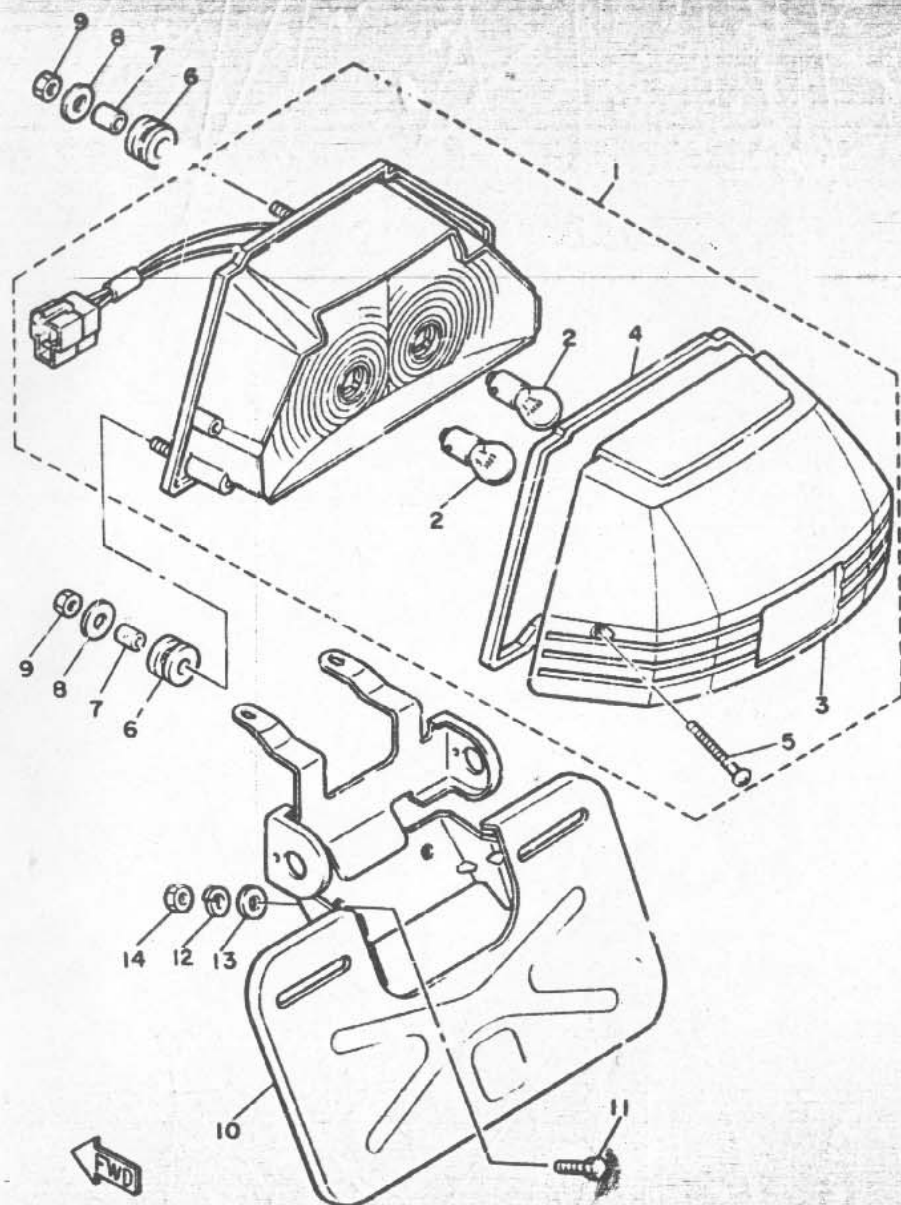
REF. NO.	PART NO.	DESCRIPTION	Q'TY	REMARKS
1	31A-84303-00	HEADLIGHT UNIT ASSY	1	
2	31C-64316-00	•RIM, headlight	1	
3	11U-84321-00	•LENS, headlight	1	
4	2FS-84375-00	•FITTING PLATE, bulb	1	
5	2FS-84387-01	•COVER, socket	1	
6	457-84146-55	•SOCKET, Pilot light	1	
7	5G2-84324-A0	•SPRING, reflector	1	
8	5G2-84332-60	•SPRING, screw	2	
9	10W-84331-00	•SCREW, rim adjusting	2	
10	108-84334-60	•NUT, adjusting	2	
11	*	BULB	1	LM
12	2FS-84314-00	BULB (12V-50/55W)	1	halogen
13	62780-06025	SCREW, flat head	2	



31A300-3430

E15

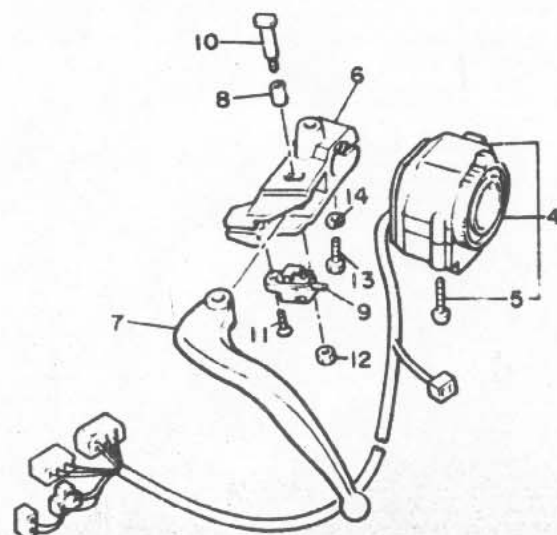
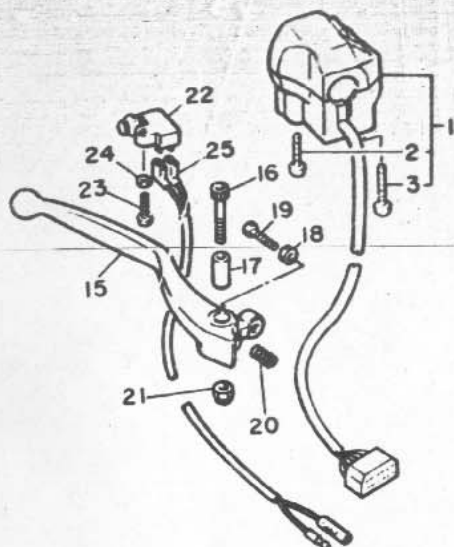
FIG. 43 TAILLIGHT



REF. NO.	PART NO.	DESCRIPTION	Q'TY	REMARKS
1	51J-84710-00	TAIL-LIGHT UNIT ASSY	1	
2	31L-84714-00	BULB, taillight (12V-21/5W)	2	
3	49A-84721-00	LENS, taillight	1	
4	33M-84723-00	GASKET, tail lens	1	
5	97701-40530	SCREW, tapping	2	
6	33M-84736-00	DAMPER, tail	3	
7	90387-061K9	COLLAR	3	
8	90201-06067	WASHER, plate	3	
9	95302-06600	NUT	3	
10	51J-84751-00-98	BRACKET, licence	1	low gloss black
11	97J06-06016	BOLT	2	
12	92906-06100	WASHER, spring	2	
13	90201-06380	WASHER, plate	2	
14	95306-06600	NUT	2	

51J332-4430

FIG. 44 HANDLE SWITCH, LEVER



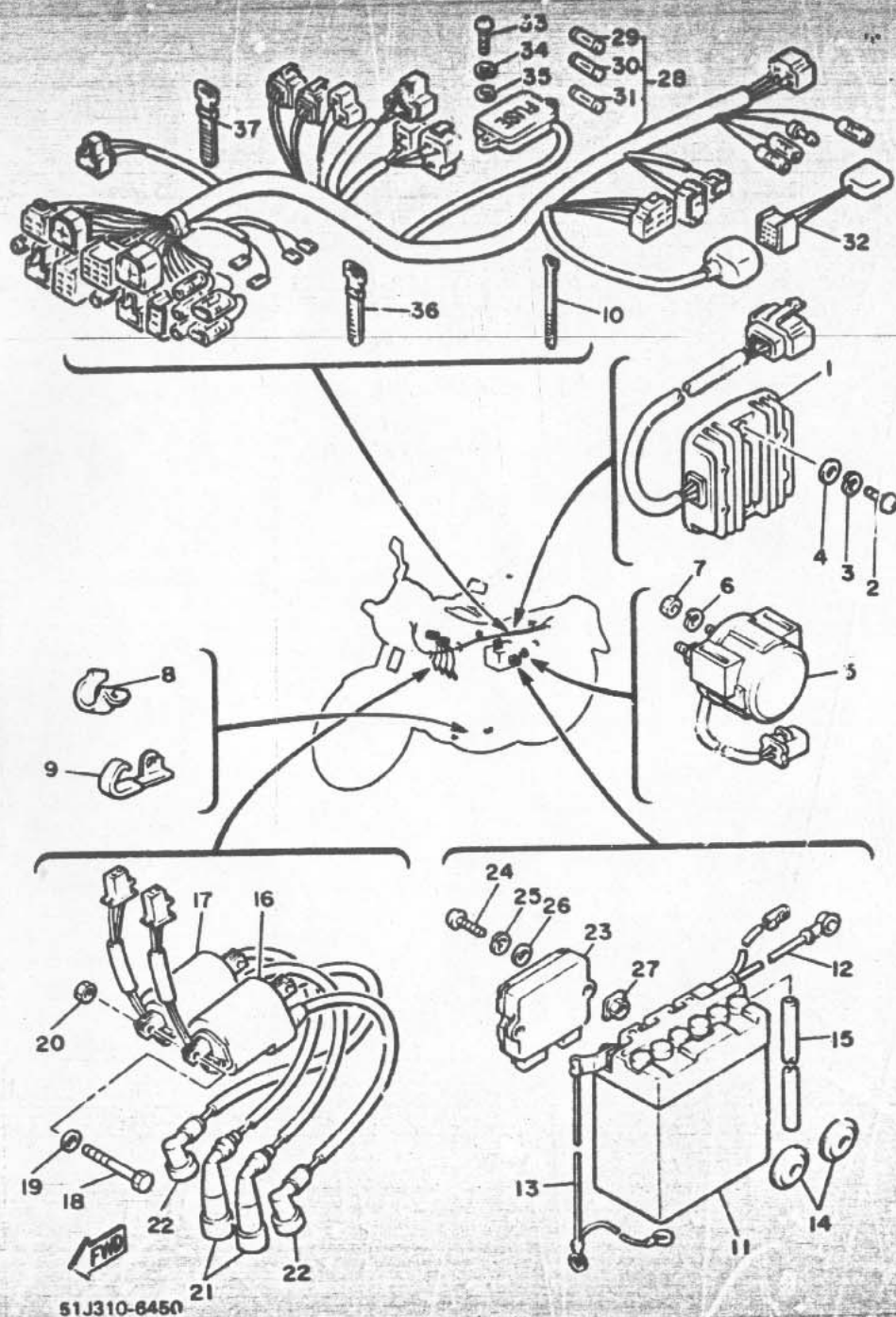
REF. NO.	PART NO.	DESCRIPTION	Q'TY	REMARKS
*1	31A-83983-01	SWITCH, handle 3 (RIGHT)	1	
2	98508-08038	.SCREW, Pan head	1	
3	98508-08040	.SCREW, Pan head	1	
4	31A-83972-00	SWITCH, handle 4	1	
5	98508-08038	.SCREW, Pan head	2	
6	31A-82911-00	HOLDER, lever 1	1	
7	31A-83912-00	LEVER 1	1	
8	31A-83913-00	COLLAR, lever 1	1	
9	31A-82917-00	SWITCH	1	
10	31A-83945-00	BO.T, lever	1	
11	98702-03008	SCREW, flat head	1	
12	98608-08100	NUT, u	1	
13	97308-06025	BOLT	1	
14	92908-08120	WASHER, spring	1	
15	36Y-83922-00	LEVER 2	1	
16	90110-06074	BOLT, hexagon socket head	1	
17	36Y-83913-00	COLLAR, lever 1	1	
18	90170-08010	NUT	1	
19	90149-08153	SCREW	1	
20	90501-10312	SPRING, compression	1	
21	98608-08100	NUT, u	1	
*22	36Y-83980-01	FRONT STOP SWITCH ASSY	1	
23	98508-04018	SCREW, Pan head	1	
24	92908-C4800	WASHER, plate	1	
25	49A-82531-00	WIRE, lead	1	

FWD

49A110-4440

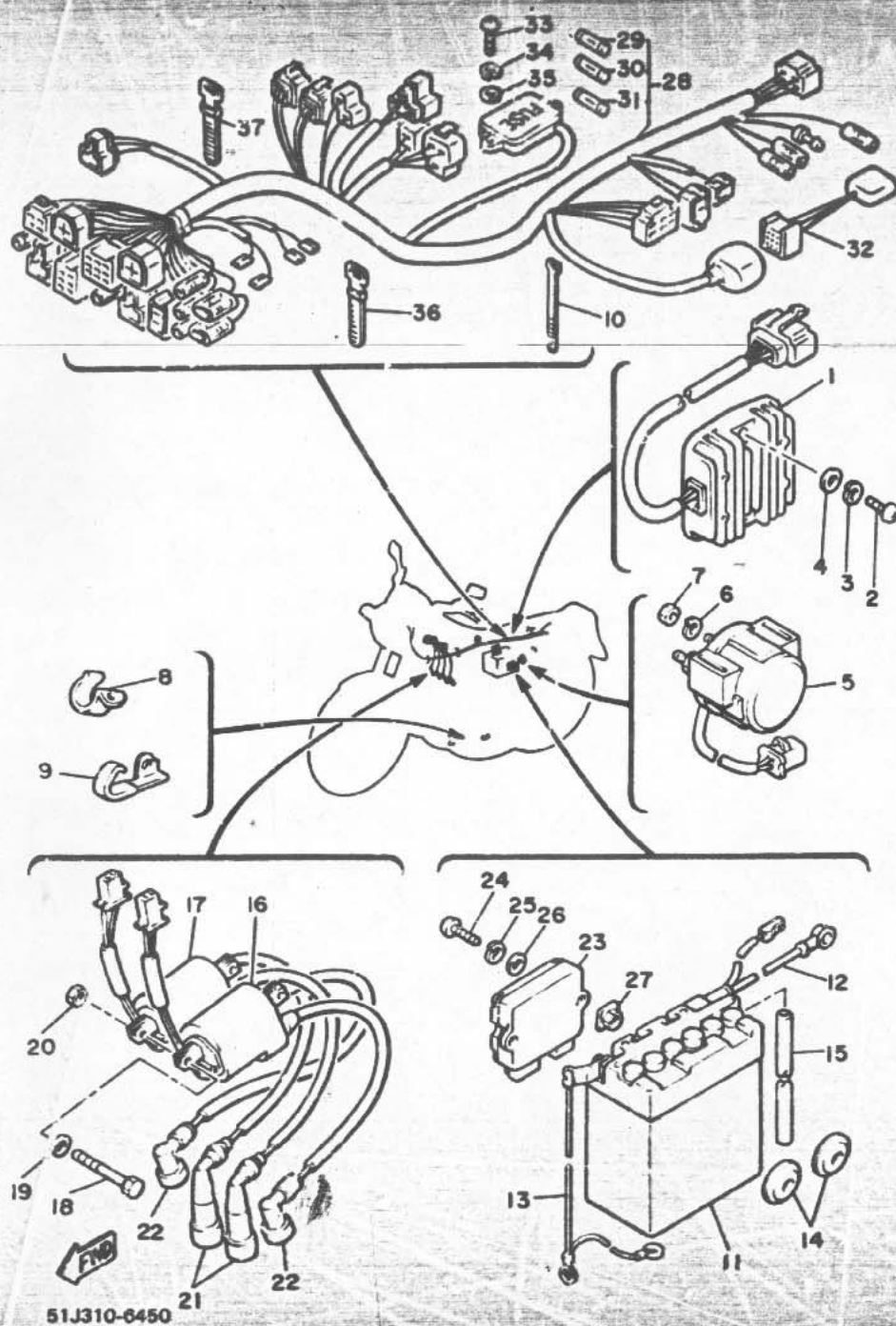
F3

FIG. 45 ELECTRICAL 1



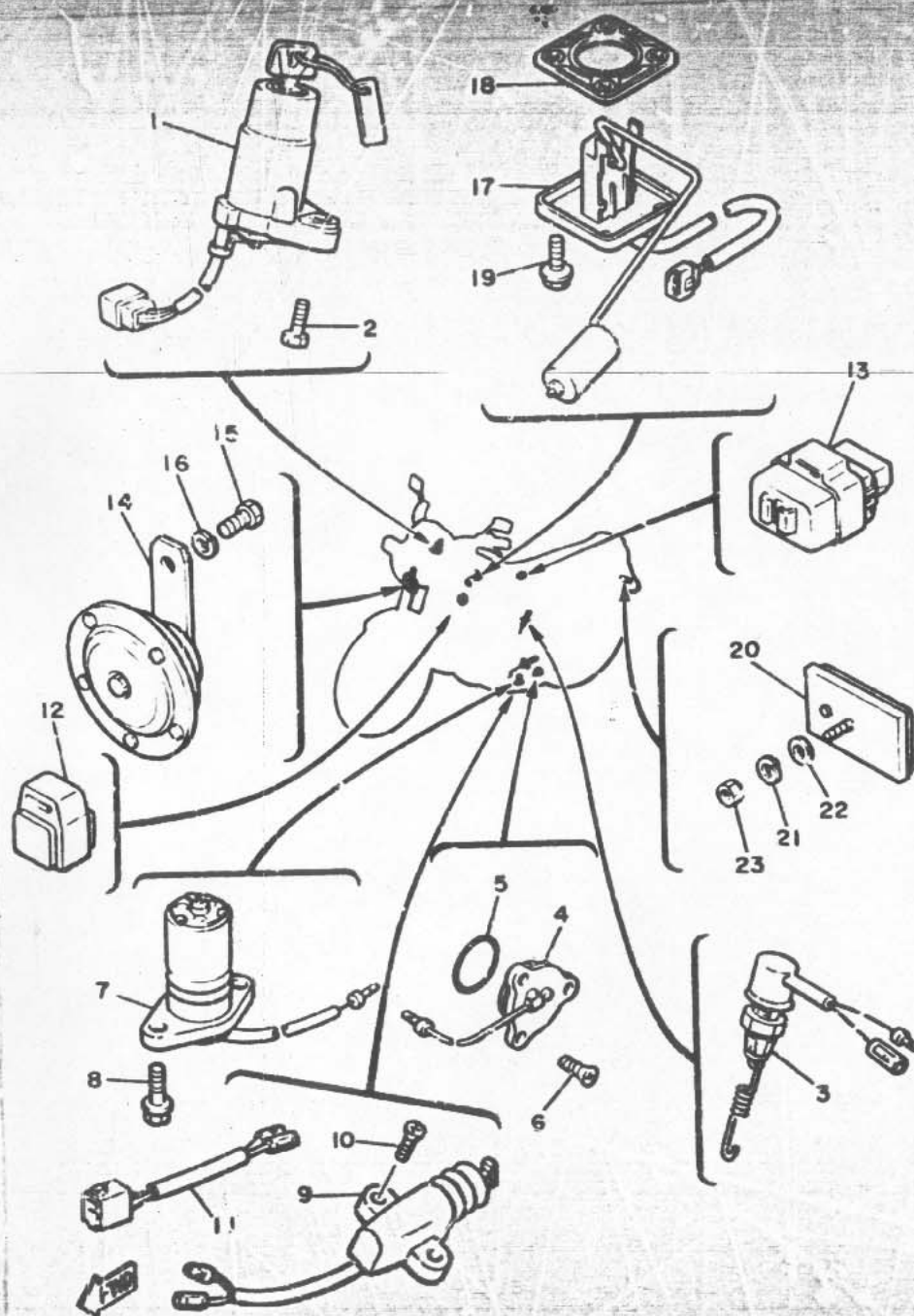
REF. NO.	PART NO.	DESCRIPTION	Q'TY	REMARKS
1	12R-81960-A0	RECTIFIER & REGULATOR ASSY	1	
2	92501-06030	SCREW, Pan head	2	
3	92990-06100	WASHER, sPring	2	
4	92990-06600	WASHER, Plate	2	
5	22U-81940-00	STARTER SWITCH ASSY	1	honda lock
6	92990-06100	WASHER, sPring	2	
7	95302-06700	NUT	2	
8	90462-08078	CLAMP	3	
9	90462-08087	CLAMP	1	
10	341-26397-01	BAND	1	
11	366-82110-79	BATTERY ASSY (12N12A-4A)	1	
12	33M-82115-00	WIRE, Plus lead	1	
13	460-82116-00	WIRE, minus lead	1	
14	371-82121-00	PAD, battery	2	
15	90445-08348	HOSE	1	
16	33M-82310-60	IGNITION COIL ASSY	1	
17	33M-82320-60	IGNITION COIL ASSY	1	
18	97302-06065	BOLT	2	
19	92990-06600	WASHER, Plate	2	
20	95302-06600	NUT	2	
*21	460-82370-21	PLUG CAP ASSY	2	UR
	4U8-82370-21	PLUG CAP ASSY	2	UR with noise suppressor
22	5H0-82370-00	PLUG CAP ASSY	2	UR
	4L8-82370-31	PLUG CAP ASSY	2	UR with noise suppressor
23	49A-82305-10	IGNITOR UNIT ASSY	1	
24	92501-06012	SCREW, Pan head	1	
25	92990-06100	WASHER, sPring	1	
26	92990-06600	WASHER, Plate	1	

FIG. 45 ELECTRICAL 1



REF. NO.	PART NO.	DESCRIPTION	Q'TY	REMARKS
27	460-21736-00	NUT, Plate	1	
28	51J-82590-10	WIRE HARNESS ASSY	1	
29	1A0-82151-00	.FUSE (12V-10A)	2	
30	1A0-82161-00	.FUSE (12V-20A)	1	
31	2H7-82151-00	.FUSE (12V-30A)	1	
32	4U8-81960-M0	DIODE	1	for side stand safety device
33	98501-05G16	SCREW, Pan head	2	
34	92990-05100	WASHER, spring	2	
35	92901-05600	WASHER, Plate	2	
36	437-83936-10	BAND, switch cord	3	
37	341-26397-01	BAND	1	

FIG. 48 ELECTRICAL 2



REF. NO.	PART NO.	DESCRIPTION	Q'TY	REMARKS
*1	41Y-82501-89	MAIN SWITCH STEERING LOCK	1	
2	90109-06614	BOLT	2	
3	33H-82530-00	STOP SWITCH ASSY	1	
4	1L9-82540-00	NEUTRAL SWITCH ASSY	1	
5	93210-29198	O-RING	1	
6	98701-05012	SCREW, flat head	3	
7	4U8-85720-00	OIL LEVEL GAUGE ASSY	1	
8	95026-06016	BOLT, flange	2	
9	4U8-82566-00	SWITCH, side stand	1	
*10	90152-05026	SCREW, countersunk	2	
11	49A-82541-00	WIRE, lead	1	
12	4U8-81950-01	RELAY ASSY	1	for side stand
13	41W-83350-71	FLASHER RELAY	1	
14	4L0-83371-30	HORN	1	
15	97306-08012	BOLT	1	
16	92906-08100	WASHER, spring	1	
17	33H-85752-00	SENDER UNIT ASSY, fuel meter	1	
18	5G3-85753-00	GASKET, sender unit	1	
19	90119-05071	BOLT, with washer	4	
20	3Y8-85130-01	REAR REFLECTOR ASSY	1	
21	92990-05100	WASHER, spring	1	
22	92990-05200	WASHER, plain	1	
23	95302-05600	NUT	1	

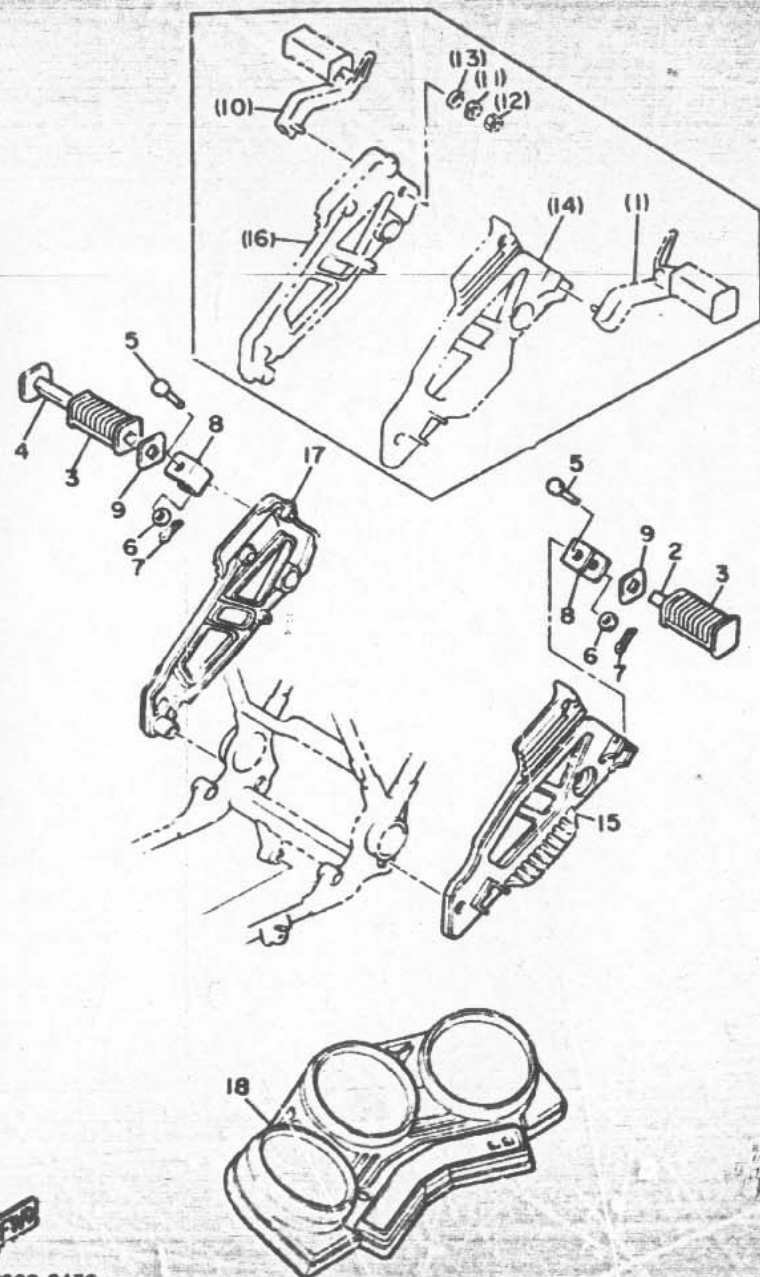
51J310-6460

F6

FOR SWEDEN

The following pages provides a listing of only the parts that meet the specifications peculiar to your market. For those parts not appearing in these pages, refer to the "GENERAL SPEC" section.

FIG. 47 ALTERNATE (CHASSIS)



REF. NO.	PART NO.	DESCRIPTION	Q'TY	REMARKS
1	51J-27430-00	REAR FOOTREST ASSY 1	*	
2	447-27431-00	FOOTREST, rear 1	1	
3	447-27433-00	COVER, rear footrest	2	
4	47-27441-00	FOOTREST, rear 2	1	
5	91701-06042	PIN, clevis	2	
6	92901-06200	WASHER, Plain	2	
7	91401-20015	PIN, cotter	2	
8	51J-27425-00	BRACKET, footrest 2	2	
9	90209-18070	WASHER	2	
10	51J-27440-00	REAR FOOTREST ASSY 2	*	
11	92901-10100	WASHER, Spring	*	
12	95311-10600	NUT	*	
13	92901-10600	WASHER, Plate	*	
14	51J-27442-00	BRACKET 2	*	
15	35J-27442-01	BRACKET 2	1	
16	51J-27443-00	BRACKET 3	*	
17	3FJ-27443-01	BRACKET 3	*	
18	51J-33530-40	CASE, upper	1	

* For Convenience of reference:

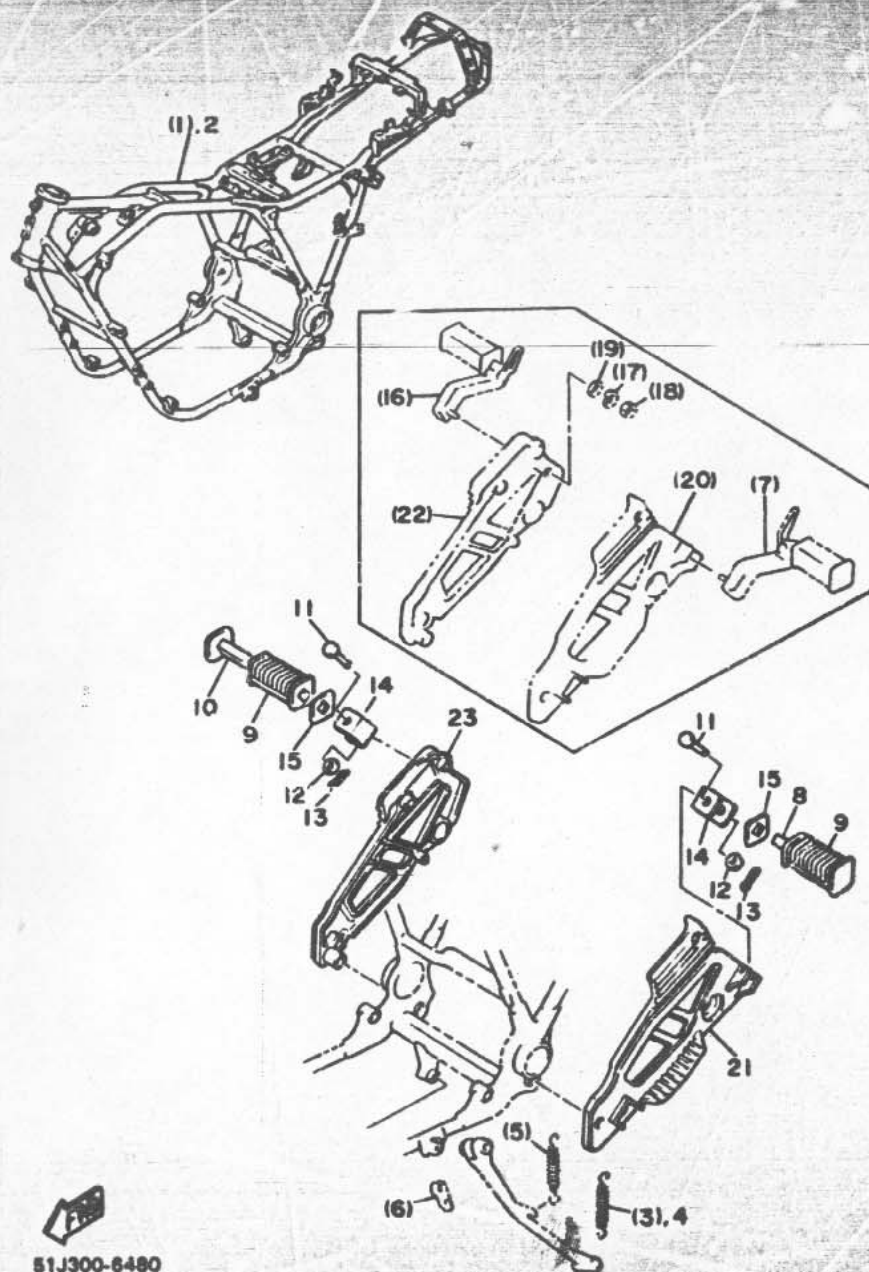
Disregard the items asterisked (*) in the "QTY" column. These are intended for GENERAL SPEC. and NOT for INDIVIDUAL SPEC.



51J300-8470

FOR BELGIUM ITALY HOLLAND

The following pages provides a listing of only the parts that meet the specifications peculiar to your market. For those parts not appearing in these pages, refer to the "GENERAL SPEC" section.



REF. NO.	PART NO.	DESCRIPTION	Q'TY	REMARKS
1	51J-21110-10-33	FRAME COMP.	•	yamaha black
2	51J-21110-00-33	FRAME COMP.	1	yamaha black
3	90506-26225	SPRING, tension	•	
4	90507-29033	SPRING, tension	1	
5	90506-18224	SPRING, tension	•	
6	4U8-27315-00	LINK, side stand	•	
7	51J-27430-00	REAR FOOTREST ASSY 1	•	
8	447-27431-00	FOOTREST, rear 1	1	
9	447-27433-00	COVER, rear footrest	2	
10	447-27441-00	FOOTREST, rear 2	1	
11	91701-06042	PIN, clevis	2	
12	92901-06200	WASHER, Plain	2	
13	91401-20015	PIN, cotter	2	
14	51J-27425-00	BRACKET, footrest 2	2	
15	90209-18070	WASHER	2	
16	51J-27440-00	REAR FOOTREST ASSY 2	•	
17	92901-10100	WASHER, spring	•	
18	95311-10600	NUT	•	
19	92901-10600	WASHER, Plate	•	
20	51J-27442-00	BRACKET 2	•	
21	35J-27442-01	BRACKET 2	1	
22	51J-27443-00	BRACKET 3	•	
23	35J-27443-01	BRACKET 3	1	

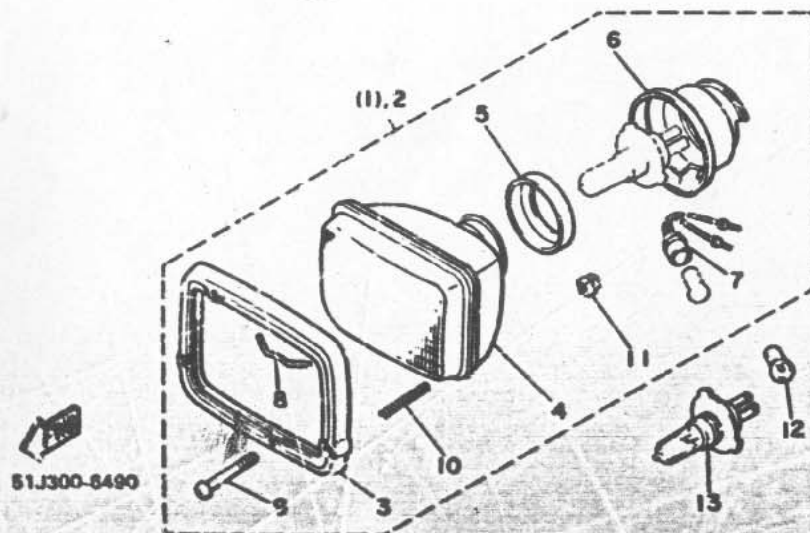
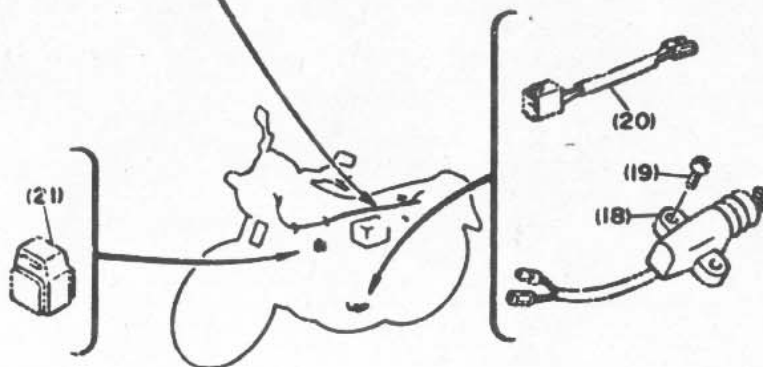
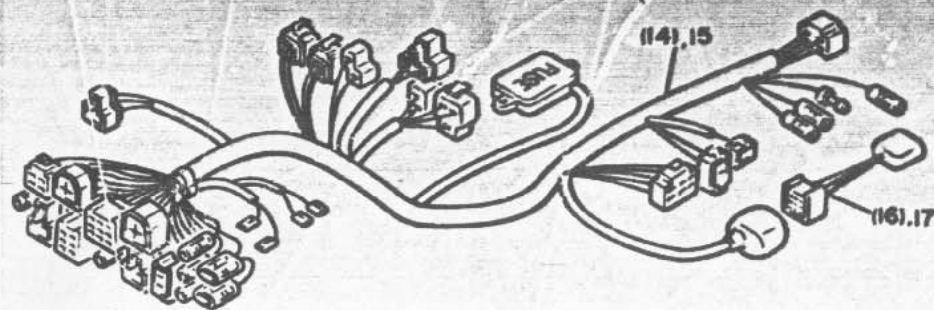
• For Convenience of reference:

Disregard the items established (a) in the "QTY" column. These are intended for GENERAL SPEC, and NOT for INDIVIDUAL SPEC.

51J300-6480

F10

FIG. 49 ALTERNATE (ELECTRICAL)



REF. NO.	PART NO.	DESCRIPTION	Q'TY	REMARKS
1	31A-84303-00	HEADLIGHT UNIT ASSY	•	
2	31A-84303-F0	HEADLIGHT UNIT ASSY	1	
3	31A-84316-00	•RIM, headlight	1	
4	11U-84321-00	•LENS, headlight	1	
5	2F9-84375-00	•FITTING PLATE, bulb	1	
6	2F9-84397-01	•COVER, socket	1	
7	457-84146-85	•SOCKET, Pilot light	1	
8	5G2-84324-A0	•SPRING, reflector	2	
9	10h-84331-00	•SCREW, rim adjusting	2	
10	5G2-84332-00	•SPRING, screw	2	
11	198-84334-00	•NUT, adjusting	2	
12	•	BULB (12V 4W)	1	LM
13	2F9-84314-00	BULB (12V-60/55W)	1	halogen
14	51J-82590-10	WIRE HARNESS ASSY	•	
15	51J-82590-00	WIRE HARNESS ASSY	1	
16	4U8-81980-H0	DIODE	•	for side stand safety device
17	4H7-81980-H0	DIODE	1	
18	4U8-82568-00	SWITCH, side stand	•	
19	98706-05016	SCREW, flat head	•	
20	49A-82541-00	WIRE, lead	•	
21	4U8-81950-01	RELAY ASSY	•	for side stand

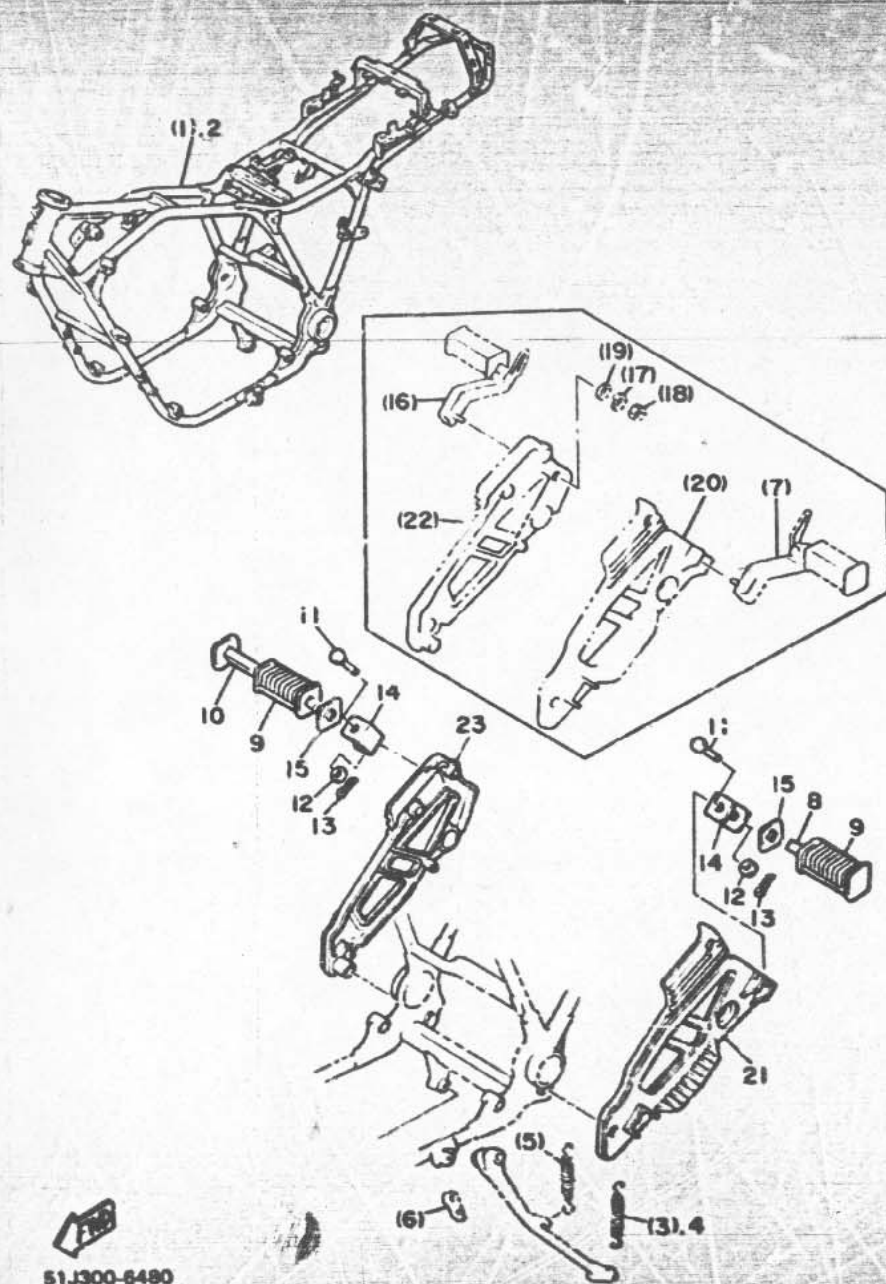
• For Convenience of reference:

Disregard the items indicated (•) in the "QTY" column. These are intended for GENERAL SPEC, and NOT for INDIVIDUAL SPEC.

FOR GREECE

The following pages provides a listing of only the parts that meet the specifications peculiar to your market. For those parts not appearing in these pages, refer to the "GENERAL SPEC" section.

FIG. 50 ALTERNATE (CHASSIS)



REF. NO.	PART NO.	DESCRIPTION	QTY	REMARKS
1	51J-21110-10-33	FRAME COMP.	•	yamaha black
2	51J-21110-00-33	FRAME COMP.	1	yamaha black
3	90506-26225	SPRING, tension	•	
4	90507-29033	SPRING, tension	1	
5	90506-18224	SPRING, tension	•	
6	4UG-27315-00	LINK, side stand	•	
7	51J-27430-00	REAR FOOTREST ASSY 1	•	
8	447-27431-00	FOOTREST, rear 1	1	
9	447-27433-00	COVER, rear footrest	2	
10	447-27441-00	FOOTREST, rear 2	1	
11	91701-06042	PIN, clavis	2	
12	92901-06200	WASHER, plain	2	
13	91401-20015	PIN, cotter	2	
14	51J-27425-C0	BRACKET, footrest 2	2	
15	93209-18070	WASHER	2	
16	51J-27440-00	REAR FOOTREST ASSY 2	•	
17	92901-13100	WASHER, spring	•	
18	95311-10600	NUT	•	
19	92901-10600	WASHER, plate	•	
20	51J-27442-00	BRACKET 2	•	
21	35J-27442-01	BRACKET 2	1	
22	51J-27443-00	BRACKET 3	•	
23	35J-27443-01	BRACKET 3	1	

• For Convenience of reference:

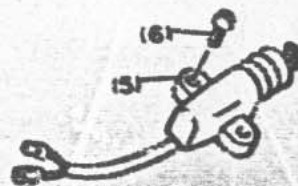
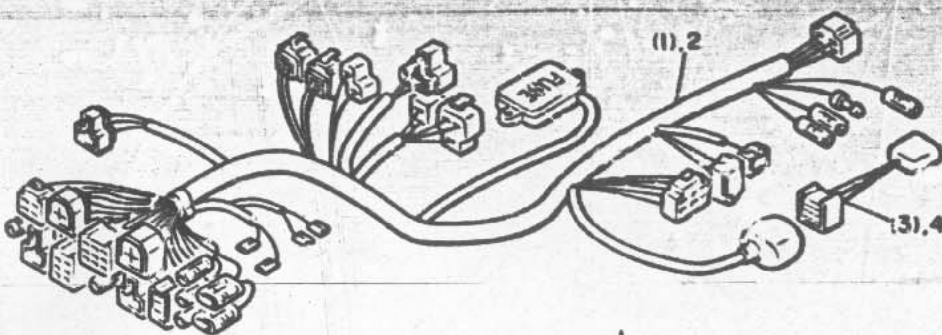
Designated the items indicated (•) in the "QTY" column. These are intended for GENERAL SPEC, and NOT for INDIVIDUAL SPEC.

51J300-8490

F13

FIG. 51 ALTERNATE (ELECTRICAL)

REF. NO.	PART NO.	DESCRIPTION	Q'TY	REMARKS
1	51J-82590-10	WIRE HARNESS ASSY	•	
2	51J-82590-00	WIRE HARNESS ASSY	1	
3	4U8-81980-10	DIODE	•	for side stand safety device
4	4H7-81950-10	DIODE	1	
5	4U8-82486-00	SWITCH, side stand	•	
6	98708-050-6	SCREW, flat head	•	
7	49A-82541-00	WIRE, lead	•	
8	4U8-81950-01	RELAY ASSY	•	for side stand



51J300-8510

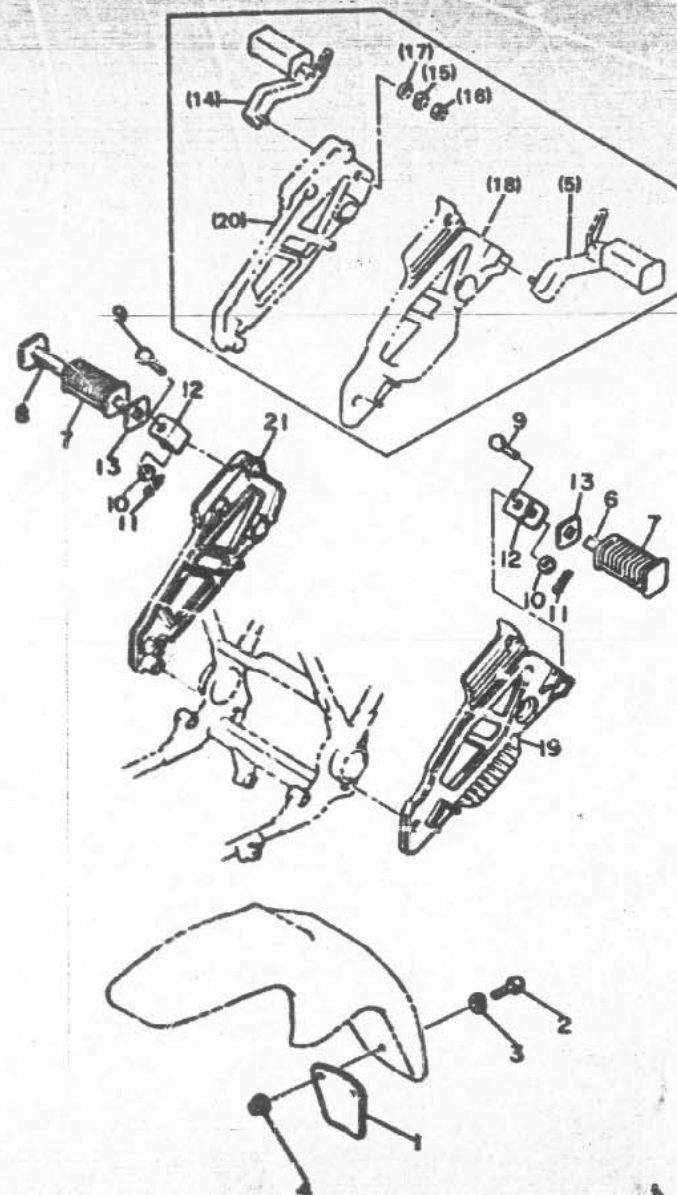
• For Convenience of reference:

Designated the item indicated (a) in the "QTY" column. There are 2 needed for GENERAL SPEC, and NOT for MEMORIAL SPEC.

FOR FINLAND

The following pages provides a listing of only the parts that meet the specifications peculiar to your market. For those parts not appearing in these pages, refer to the "GENERAL SPEC" section.

FIG. 52 ALTERNATE (CHASSIS)



REF. NO.	PART NO.	DESCRIPTION	Q'TY	REMARKS
1	395-21521-00	FLAP, front fender	1	
2	92506-06018	SCREW, Pan head	2	
3	92906-06100	WASHER, spring	2	
4	95706-06500	NUT, flange	2	
5	51J-27430-00	REAR FOOTREST ASSY 1	*	
6	447-27431-00	FOOTREST, rear 1	1	
7	447-27433-00	COVER, rear footrest	2	
8	447-27441-00	FOOTREST, rear 2	1	
9	91701-06042	PIN, clevis	2	
10	92901-06200	WASHER, Plain	2	
11	91401-20015	PIN, cotter	2	
12	51J-27425-00	BRACKET, footrest 2	2	
13	90209-18070	WASHER	2	
14	51J-27440-00	REAR FOOTREST ASSY 2	*	
15	92901-10100	WASHER, spring	*	
16	95311-10600	NUT	*	
17	92901-10600	WASHER, plate	*	
18	51J-27442-00	BRACKET 2	*	
19	35J-27442-01	BRACKET 3	1	
20	51J-27443-00	BRACKET 3	*	
21	35J-27443-01	BRACKET 3	1	

* For Convenience of reference:

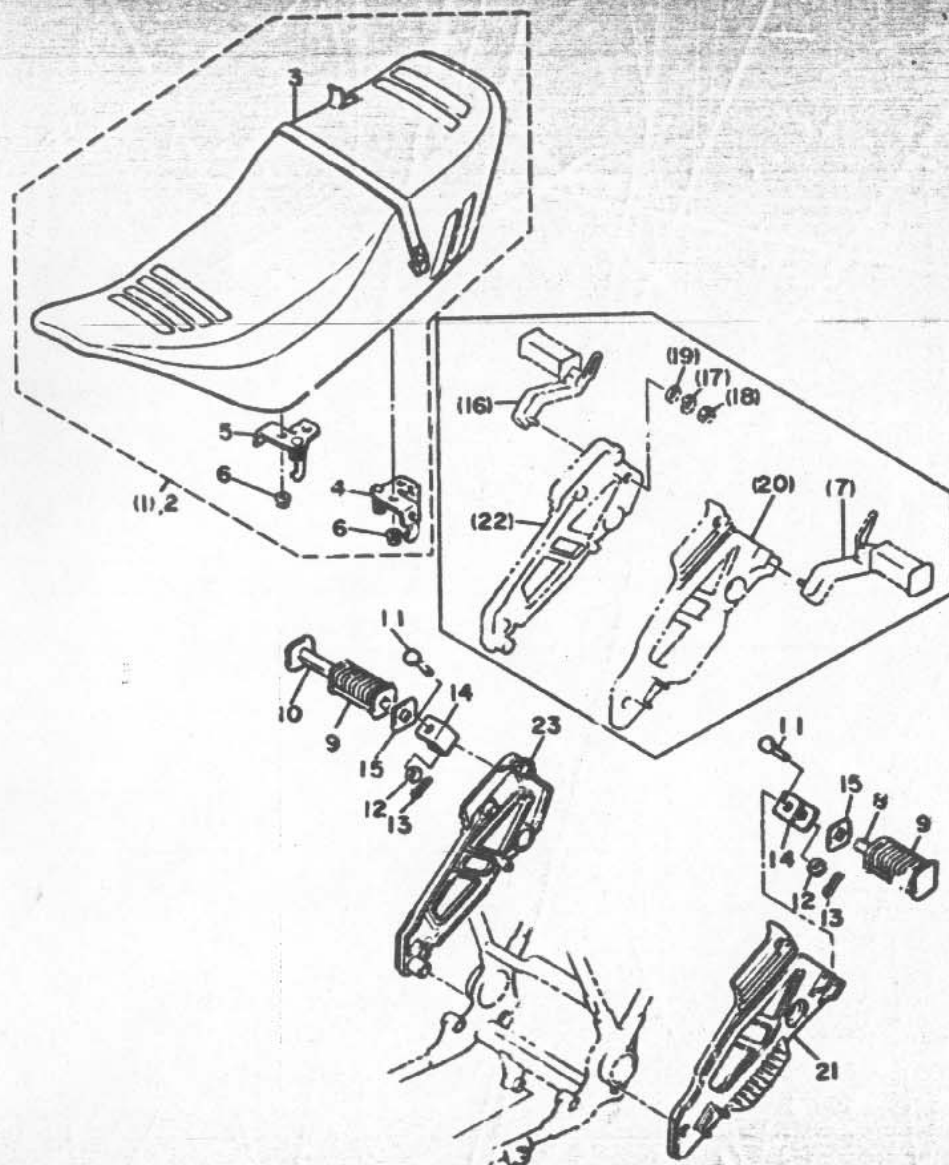
Disregard the items asterisked (*) in the "QTY" column. These are intended for GENERAL SPEC, and NOT for INDIVIDUAL SPEC.

51,300-9430

FOR AUSTRIA

The following pages provides a listing of only the parts that meet the specifications peculiar to your market. For those parts not appearing in these pages, refer to the "GENERAL SPEC" section.

FIG. 53 ALTERNATE (CHASSIS)



REF. NO.	PART NO.	DESCRIPTION	Q'TY	REMARKS
1	461-M2472-00	DOUBLE SEAT ASSY.	*	
2	33M-24730-00	DOUBLE SEAT ASSY	1	
3	33M-24731-00	COVER, seat	1	
4	29L-24729-00	BRACKET, seat	1	
5	29L-24739-00	BRACKET, seat	1	
6	95702-08100	NUT, flange	4	
7	51J-27430-00	REAR FOOTREST ASSY 1	*	
8	447-27431-00	FOOTREST, rear 1	1	
9	447-27433-00	COVER, rear footrest	2	
10	447-27441-00	FOOTREST, rear 2	1	
11	91701-06042	PIN, clevis	2	
12	92901-06200	WASHER, Plain	2	
13	91401-20015	PIN, cotter	2	
14	51J-27425-00	BRACKET, footrest 2	2	
15	90209-18070	WASHER	2	
16	51J-27440-00	REAR FOOTREST ASSY 2	*	
17	92901-10100	WASHER, spring	*	
18	95311-10600	NUT	*	
19	92901-10600	WASHER, Plate	*	
20	51J-27442-00	BRACKET 2	*	
21	35J-27442-01	BRACKET 2	1	
22	51J-27443-00	BRACKET 3	*	
23	35J-27443-01	BRACKET 3	1	

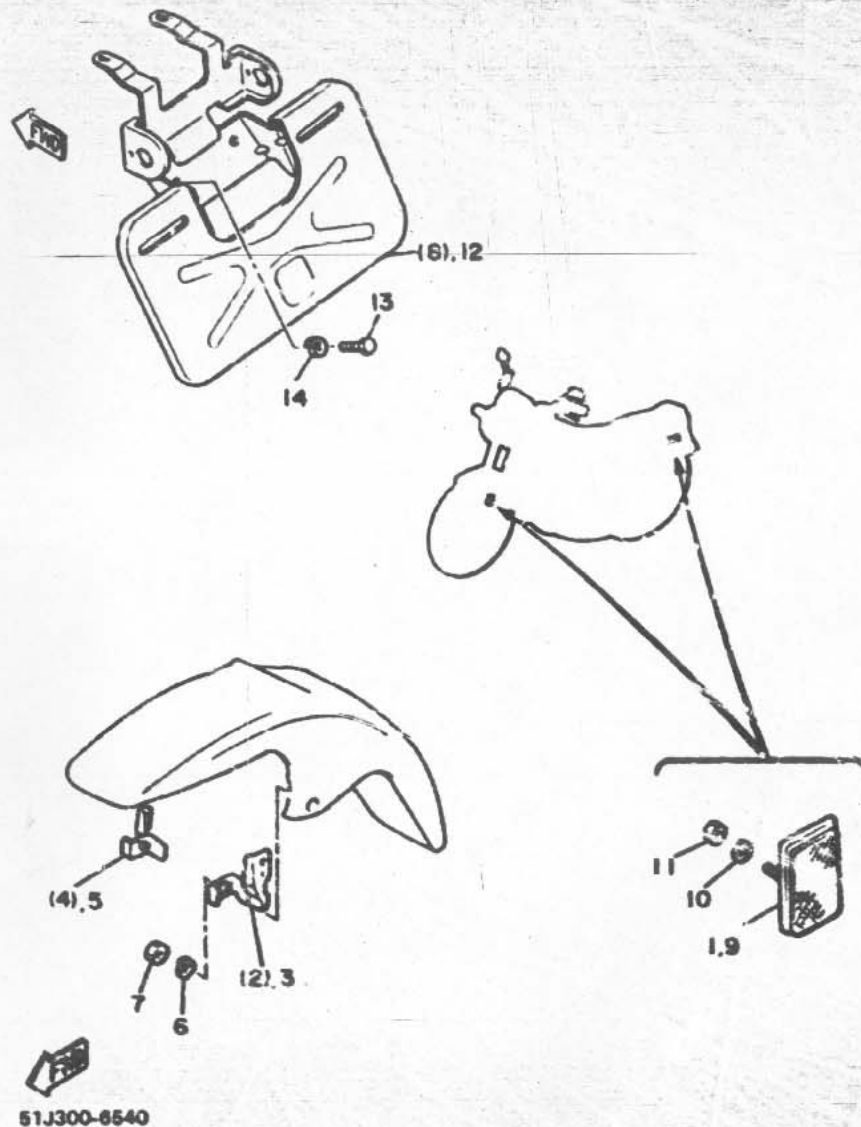
* For Convenience of reference:

Disregard the items asterisked (*) in the "Q'TY" column. These are intended for GENERAL SPEC, and NOT for INDIVIDUAL SPEC.

51J300-6530

G4

FIG. 54. ALTERNATE (ELECTRICAL)



REF. NO.	PART NO.	DESCRIPTION	Q'TY	REMARKS
1	4X7-85110-00	FRONT REFLECTOR ASSY	2	
2	33M-21523-00	PLATE 1	1	
3	49A-21523-00	PLATE 1	1	
4	33M-21524-00	PLATE 2	2	
5	49A-21524-00	PLATE 2	1	
6	92990-05100-00	WASHER, sPrinB	2	
7	95302-05600	NUT	2	
8	51J-84751-00-98	BRACKET, licence	1	low gloss black
9	4X7-85110-00	FRONT REFLECTOR ASSY	2	
10	92990-05100-00	WASHER, sPrinB	2	
11	95302-05600	NUT	2	
12	51J-84751-10-98	BRACKET, licence	1	low gloss black
13	37306-08016	BOLT	2	
14	92906-08100	WASHER, sPrinB	2	

© For Convenience of reference:

Disregard the "P" and "Q" in the "QTY" column. These are intended for GENERAL SPEC, and NOT for INDIVIDUAL SPEC.

FOR ENGLAND

The following pages provides a listing of only the parts that meet the specifications peculiar to your market. For those parts not appearing in these pages, refer to the "GENERAL SPEC" section.

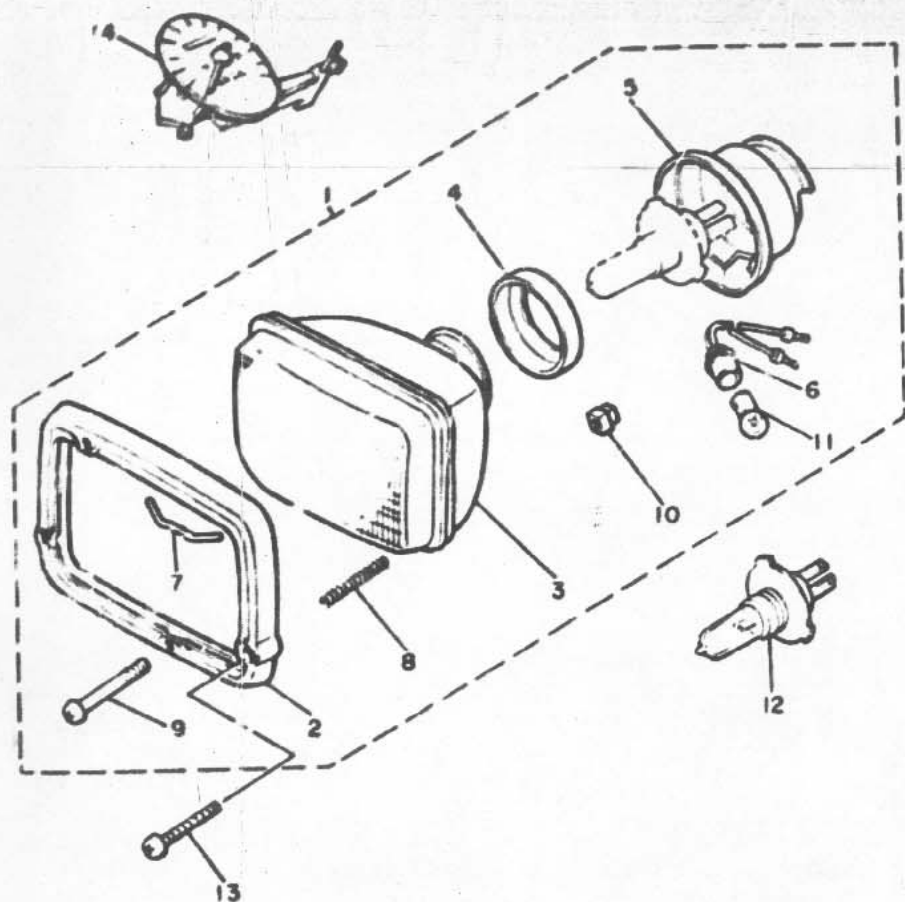


FIG. 55 ALTERNATE

REF. NO.	PART NO.	DESCRIPTION	Q'TY	REMARKS
1	31A-84303-00	HEADLIGHT UNIT ASSY	1	
2	31A-84315-00	.RIP., headligh.	1	
3	11U-84321-00	.LENS, headlight	1	
4	2F9-84375-00	.FITTING PLATE, bulb	1	
5	2F9-84397-01	.COVER, socket	1	
6	457-84146-85	.SOCKET, Pilot light	1	
7	562-84324-A0	.SPRING, reflector	1	
8	562-84332-60	.SPRING, screw	2	
9	10W-84331-00	.SCREW, rim adjusting	2	
10	195-84334-60	.NUT, adjusting	2	
11	123-83516-21	.BULB (12V-8.4W)	1	
12	2F9-84314-00	BULB (12V-8 1/2/55W)	1	halogen
13	92780-08025	SCREW, flat head	2	
14	51J-83570-00	SPEEDOMETER ASSY	1	mile



51J310-8550