


# **YAMAHA**

## **PARTS CATALOGUE**

### **XJ600'89 (3KM1)**

**EUROPE**

**2FV00-26J01**



# YAMAHA


## PARTS CATALOGUE

### XJ600'90 (3KM3)

EUROPE

099000-00001

A2



A3

## FOREWORD

This Parts Catalogue is related to the parts in use for the Yamaha XJ600S0 (3KMS). When you are ordering replacement parts for the XJ600S0 (3KMS), refer to this Parts Catalogue and quote both part numbers and part names correctly.

1. Modifications or additions which have been made after issue of the Parts Catalogue will be announced in the Yamaha Parts News. It is advisable that according to the Yamaha Parts News you make necessary corrections to the Parts Catalogue on hand to keep it up-to-date.

### 2. Abbreviations

The following abbreviations are used in this Parts Catalogue.

- U.R. Use size (thickness) and/or number as required
- U.N. Use as many as you need
- A.P. Alternate Parts
- L.M. Local Made
- F# Frame No. (Applicable machine No.)

3. The parts marked with (\*) in the parts number column of this Catalogue are not supplied with by Yamaha, these are to be found locally.
4. Parts which are to be supplied in the form of assemblies are listed with an indentation of one letter space, and a dot (.) is put against the name of such part.

#### EXAMPLE

CARBURETOR ASSY

•JET, pilot

•NOZZLE, main

### 5. Indication of No. of constituent parts for assembly

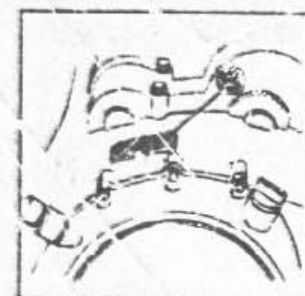
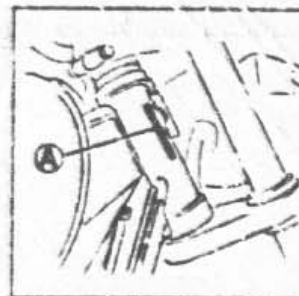
The numeral appearing to the right of each constituent part under the description indicates the quantity of such parts for each individual assembly unit.

#### EXAMPLE

Part No.	Description	Qty	Remarks
276-33310-80	FRONT FLASHER LIGHT ASSY	2	
115-83311-80	BULB (6V-15W)	1	
1M1-83309-80	REFLECTOR	1	

### 6. Initial Serial No. and Color Code

Frame Serial No.	51J-070101 and following
Engine Serial No.	51J-070101 and following



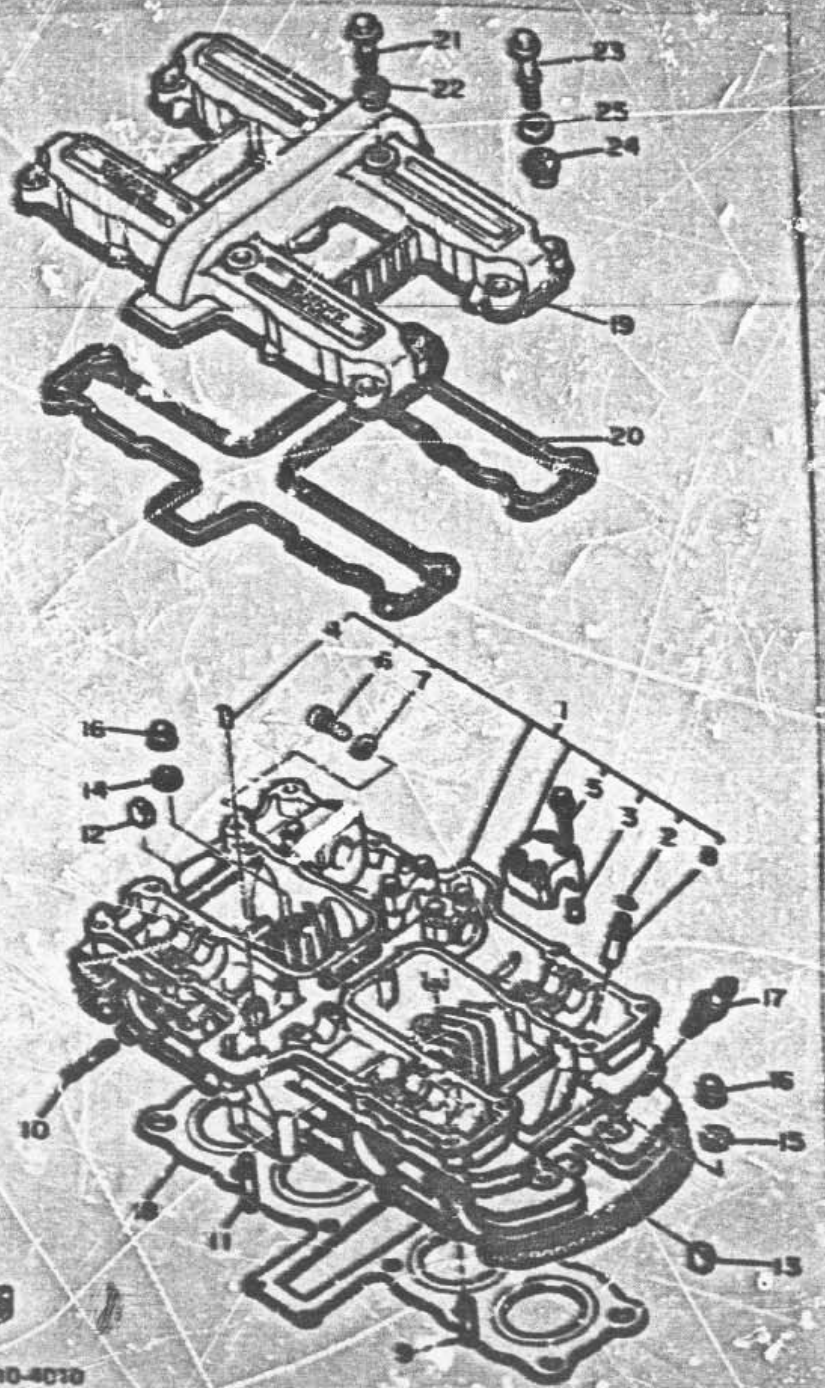
Color Code	Color Name	Abbreviate
EE	SILKY WHITE	SW
EC	MAPLE RED	MPR

7. Applicable colors or graphics are represented in the "Remarks" column by the letter(s) appropriately picked out of the full word(s) showing such colors.

#### EXAMPLE

Part No.	Description	Qty	Remarks
2N4-24110-00-XB	FUEL TANK COMP.	1	MAXIM RED
3J1-24260-10	GRAPHIC, fuel tank set	1	for MXR

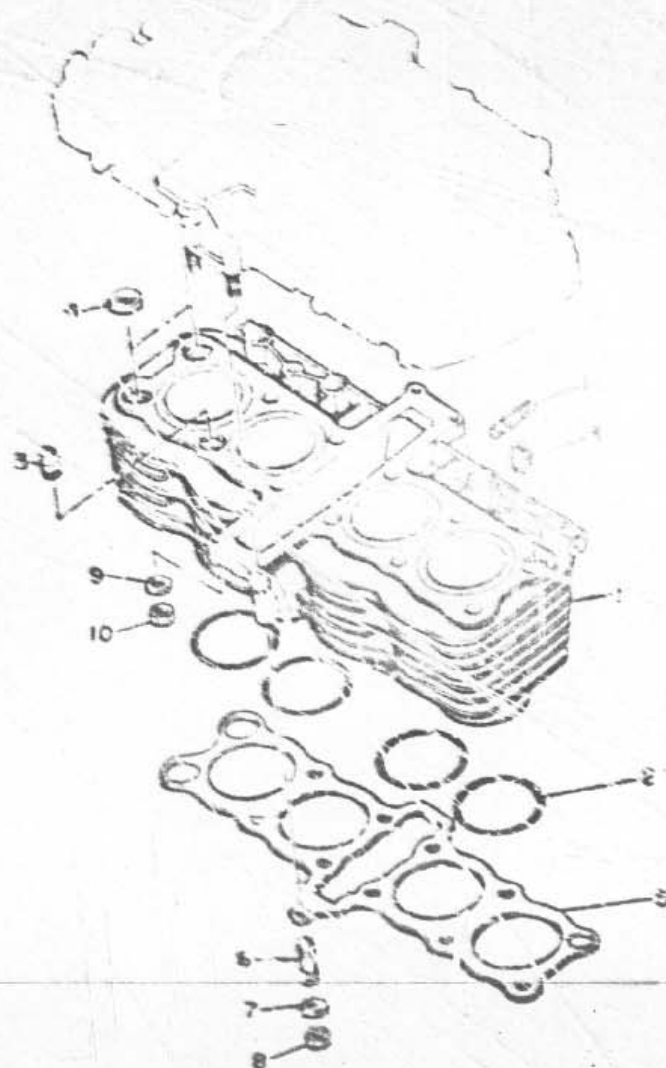
FIG. 1 CYLINDER HEAD



REF. NO.	PART NO.	DESCRIPTION	QTY	REMARKS
1	49A-11101-00	CYLINDER HEAD / ASSY	1	
2	93440-10005	CIRCLIP	3	
3	98510-00018	PIN, dowel	12	
4	93004-14012	PIN, dowel	1	
5	90106-05153	BOLT, washer head	26	
6	90163-00046	SCREW, wing	1	
7	90430-00014	GASKET	1	
8	460-11133-10	GUIDE, brake wire	8	
9	90621-00018	BOLT, stud	2	
10	90118-00040	BOLT, stud	8	
11	90421-00030	BOLT, stud	2	
12	49A-11181-00	ABSORBER 1	8	
13	49T-11181-00	ABSORBER 1	14	
14	90201-00051	WASHER, plate	10	
15	90201-00017	WASHER, plate	2	
16	90178-00028	NUT, crown	12	
17	94701-90209	PLUG, spark (PGK DRBS-L)	4	
18	49A-11181-00	GASKET, cyl. side head 1	1	
19	2AX-11181-01	COVER, cylinder head 1	1	
20	9034-1116-00	GASKET, head cover 1	1	
21	90109-00345	BOLT	4	
22	460-11112-00	RUBBER, mount 1	4	
23	90109-00344	BOLT	8	
24	90400-11121	GROWLER	8	
25	90300-10281	WASHER	8	

49A110-4010

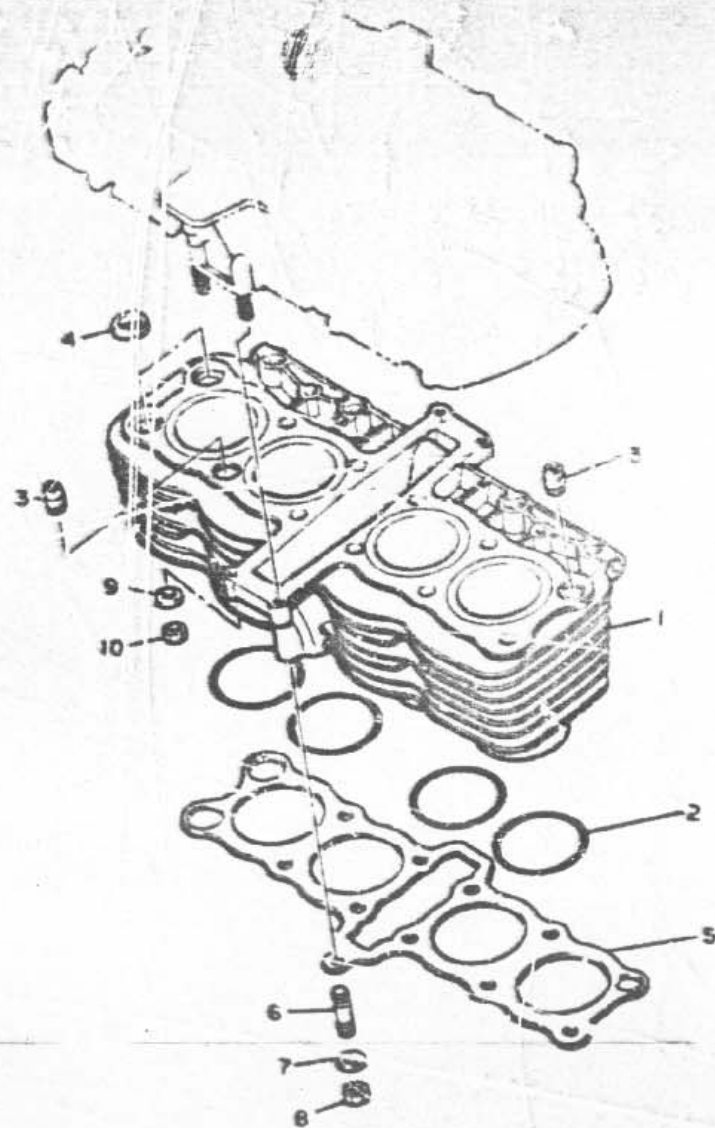
FIG. 2 CYLINDER



REF. NO.	PART NO.	DESCRIPTION	QTY	REMARKS
1	2AX-11310-00	CYLINDER	1	
2	93210-53442	O-RING	4	
3	92530-14016	Pin, dowel	4	
4	90430-14131	GASKET	2	
5	48A-11351-00	GASKET, cylinder	1	
6	96621-08330	BOLT, stud	1	
7	90201-08463	WASHER, plate	1	
8	16311-08800	NUT	1	
9	92901-08800	WASHER, plate	4	
10	86311-08800	PLATE	4	
11	90116-04261	BOLT, stud	1	

48A110-4C20

FIG 2 CYLINDER



REF. NO.	PART NO.	DESCRIPTION	QTY	REMARKS
1	2AX-11310-01	CYLINDER	1	
2	83210-83442	O-RING	4	
3	91630-14016	PIN, dowel	2	
4	90430-14121	GASKET	2	
5	49A 11351-00	GASKET, cylinder	1	
6	85621-08330	BOLT, stud	1	
7	80201-08463	WASHER, plate	1	
8	115311-08500	NUT	1	
9	112901-08500	WASHER, plate	4	
10	85311-076.0	NUT	4	

FIG. 3. CRANKSHAFT, PISTON

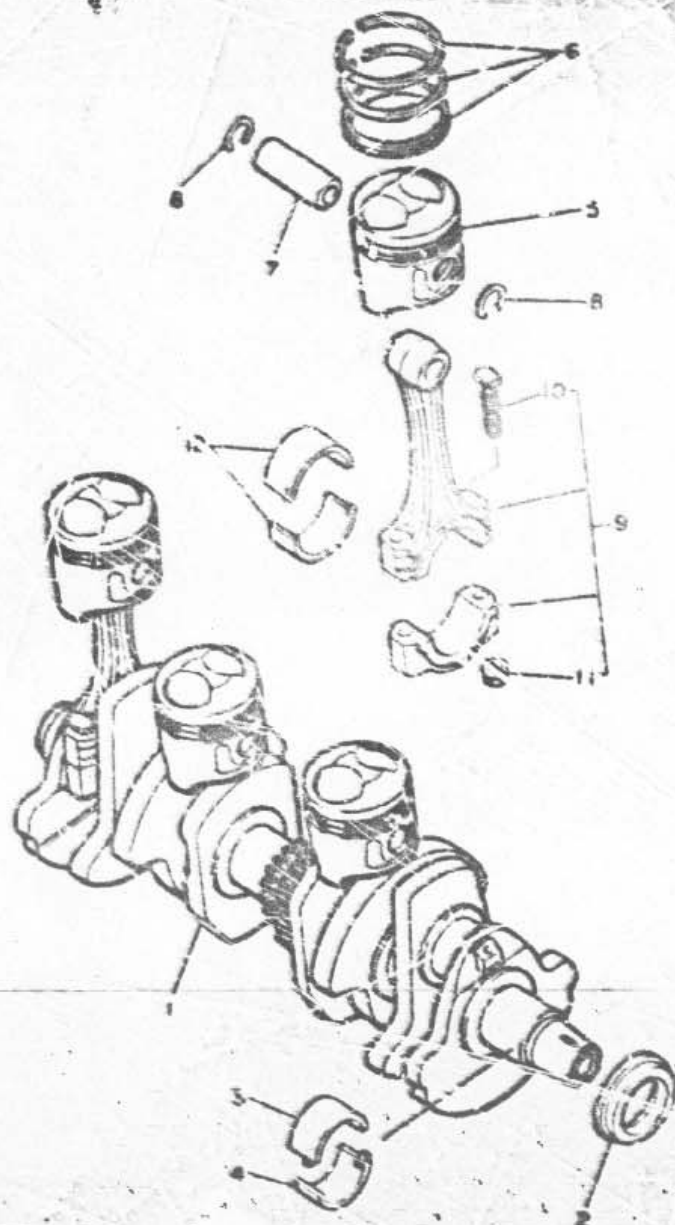
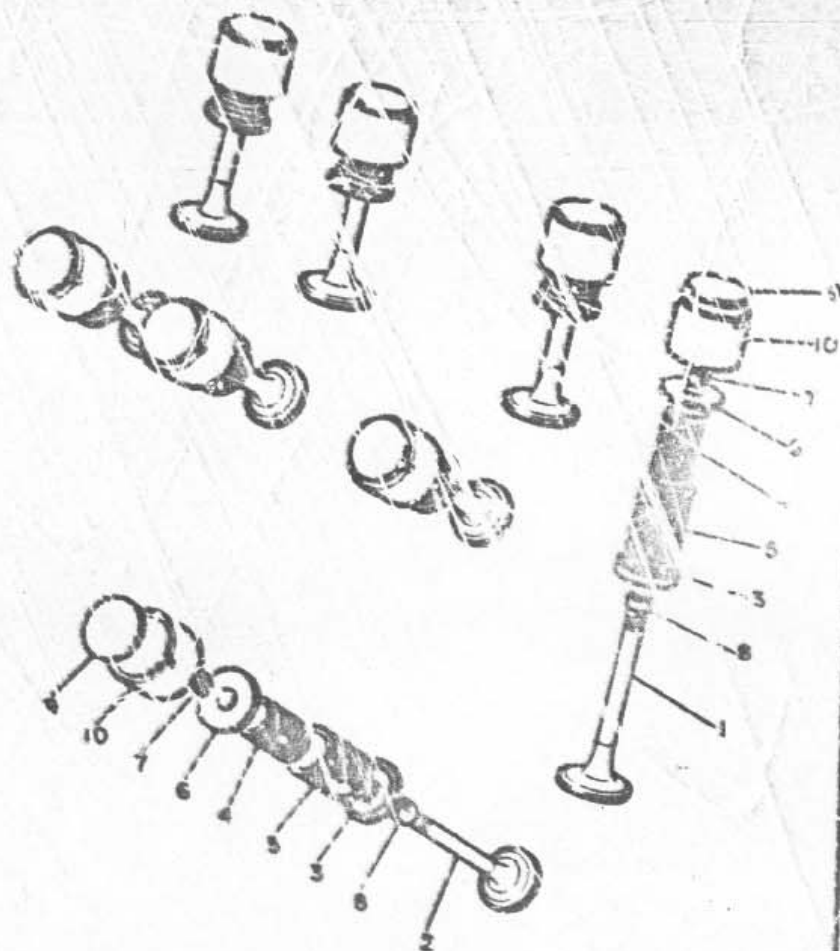


FIG. 3	PART NO.	DESCRIPTION	QTY	REMARKS
1	8KM-1111-00	CRANK SHFT	1	
2	24101-32164	OIL SEAL	1	
3	49A-11410-00	PLANE BEARING, crankshaft 1	5	UR BLUE
	49A-11411-00	PLANE BEARING, crankshaft 1	5	UR BLACK
	49A-11412-00	PLANE BEARING, crankshaft 1	5	UR BROWN
	49A-11413-00	PLANE BEARING, crankshaft 1	5	UR GREEN
	49A-11414-00	PLANE BEARING, crankshaft 1	5	UR YELLOW
4	49A-11415-00	PLANE BEARING, crankshaft 2, 3	5	UR BLUE
	49A-11416-00	PLANE BEARING, crankshaft 2, 3	5	UR BLACK
	49A-11417-00	PLANE BEARING, crankshaft 2, 3	5	UR BROWN
	49A-11418-00	PLANE BEARING, crankshaft 2, 3	5	UR GREEN
	49A-11419-00	PLANE BEARING, crankshaft 2, 3	5	UR YELLOW
5	49A-11621-00	PISTON (STD)	4	UR
	49A-11622-00	PISTON (1.50MM O/S)	4	AP
	49A-11623-00	PISTON (1 DOWN O/S)	4	AP
6	49A-11610-00	PISTON RING SET (STD)	4	UR
	49A-11611-00	PISTON RING SET (2ND O/S)	4	AP
	49A-11612-00	PISTON RING SET (4TH O/S)	4	AP
7	49A-11633-00	PISTON	4	
8	30450-18768	CIRCLIP	8	
9	49A-11650-00	CONNECTING ROD AS ST	4	
10	417-11654-00	BOLT, connecting rod	2	
11	20778-37307	NUT	2	
12	49A-11656-00	PLANE BEARING, connecting rod	8	UR BLUE
	49A-11657-00	PLANE BEARING, connecting rod	8	UR BLACK
	49A-11658-00	PLANE BEARING, connecting rod	8	UR BROWN
	49A-11659-00	PLANE BEARING, connecting rod	8	UR GREEN

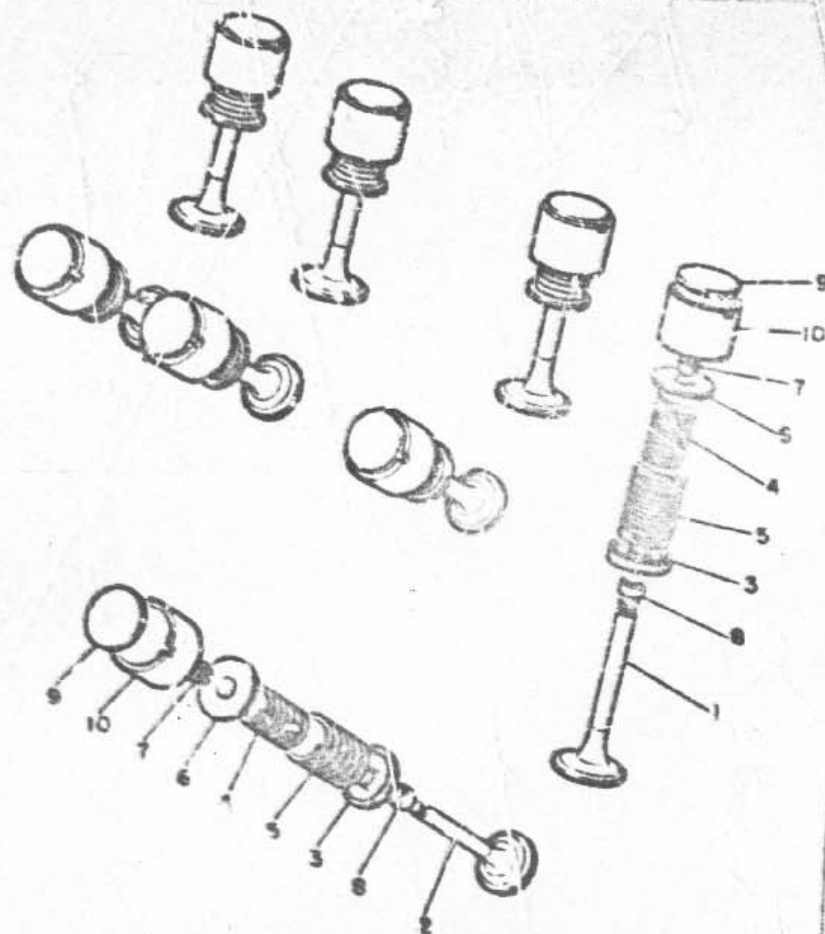
FIG. 4 VALVE



REF. FIG.	PART NO.	DESCRIPTION	QTY	REMARKS
1	43A-12111-00	VALVE, intake	2	
2	43A-12112-00	VALVE, exhaust	1	
3	43A-12113-01	SEAT, valve & ring	8	
4	43A-12113-01	SPRING, valve inner	6	YELLOW
5	43A-12114-01	SPRING, valve outer	6	YELLOW
6	43A-12115-00	RETAINER, valve spring	2	
7	43A-12116-00	CUTTER, valve	16	
8	5H0-12117-00	SEAL, valve stem	8	
9	1J7-12129-A1	PAD, adjusting (2.00)	3	UR
	1J7-12129-B1	PAD, adjusting (2.05)	3	UR
	1J7-12129-C1	PAD, adjusting (2.10)	3	UR
	1J7-12129-D1	PAD, adjusting (2.15)	3	UR
	1J7-12129-E1	PAD, adjusting (2.20)	3	UR
	1J7-12129-F1	PAD, adjusting (2.25)	3	UR
	1J7-12129-G1	PAD, adjusting (2.30)	3	UR
	1J7-12129-H1	PAD, adjusting (2.35)	3	UR
	1J7-12129-I1	PAD, adjusting (2.40)	3	UR
	1J7-12129-J1	PAD, adjusting (2.45)	3	UR
	1J7-12129-K1	PAD, adjusting (2.50)	3	UR
	1J7-12129-L1	PAD, adjusting (2.55)	3	UR
	1J7-12129-M1	PAD, adjusting (2.60)	3	UR
	1J7-12129-N1	PAD, adjusting (2.65)	3	UR
	1J7-12129-O1	PAD, adjusting (2.70)	3	UR
	1J7-12129-P1	PAD, adjusting (2.75)	3	UR
	1J7-12129-Q1	PAD, adjusting (2.80)	3	UR
	1J7-12129-R1	PAD, adjusting (2.85)	3	UR
	1J7-12129-S1	PAD, adjusting (2.90)	3	UR
	1J7-12129-T1	PAD, adjusting (2.95)	3	UR

FIG. 4 VALVE

REF. NO.	PART NO.	DESCRIPTION	QTY	REMARKS
9	1J7-12189-P1	PAD, adjusting (3.00)	8	UN
	1J7-12189-T1	PAD, adjusting (3.00)	3	UN
	1J7-12189-A1	PAD, adjusting (3.10)	8	UN
	1J7-12189-V1	PAD, adjusting (3.10)	3	UN
	1J7-12189-W1	PAD, adjusting (3.20)	3	UN
10	31A-12153-00	LIFTER, valve	3	



452010-0050

FIG. 5 CAMSHAFT, CHAIN

REF. NO.	PART NO.	DESCRIPTION	QTY	REMARKS
1	51J-12171-0J	CAMSHAFT 1	1	
2	51J-12181-00	CAMSHAFT 2	1	
3	4731-12178-01	SPROCKET, Cam chain	2	
4	30106-07342	BOLT, washer head	4	
5	84580-37114	CHAIN (DID215FTS 114L)	1	
6	90361-01021	JOINT, chain	1	
7	4HC-12241-00	GUIDE, stopper 2	1	
8	4GU-12712-01	CASE, chain tensioner	1	
9	4G3-12217-01	ROD, chain tensioner	1	
10	80101-18618	SPRING, compression	1	
11	89109-18442	BOLT	1	
12	90303-08780	NUT	1	
13	82101-08200	WASHER, plain	1	
14	81210-06632	O-RING	1	
15	4B0-12227-30	ROD, chain tensioner 2	1	
16	160-12232-00	DAMPER	1	
17	10601-13515	SPRING, compression	1	
18	4G0-12251-00	DAMPER, chain 1	1	
19	4G0-12252-01	DAMPER, chain 2	1	
20	80340-10081	PLUG, air tight screw	1	
21	80245-04184	PIN	1	
22	80501-15803	SPRING, compression	1	
23	10201-10118	WASHER, plate	1	
24	91111-00025	BOLT	1	
25	4G0-12213-0	GASKET, tensioner case	1	
26	1009-41201	WASHER	1	
27	9103-08015	BOLT	1	
28	10115-06177	WASHER, lock	1	

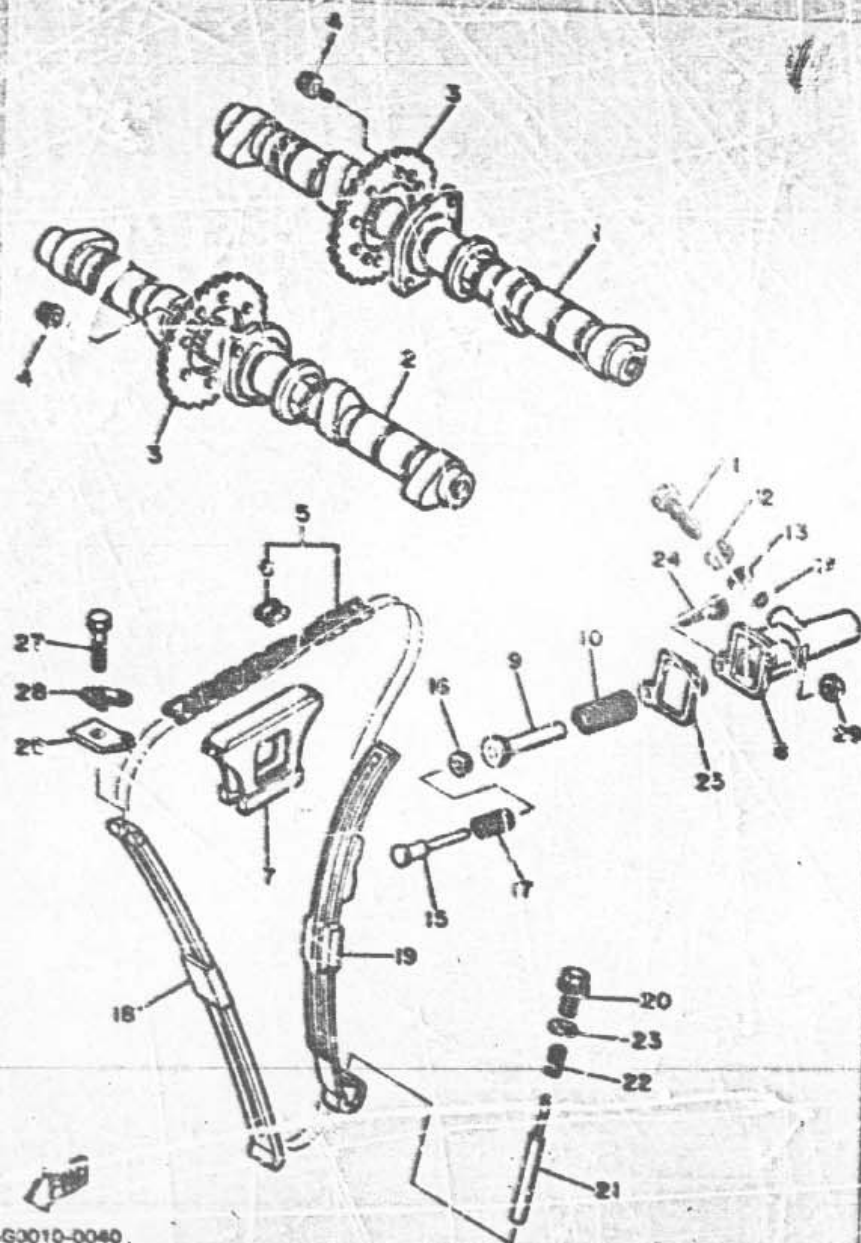
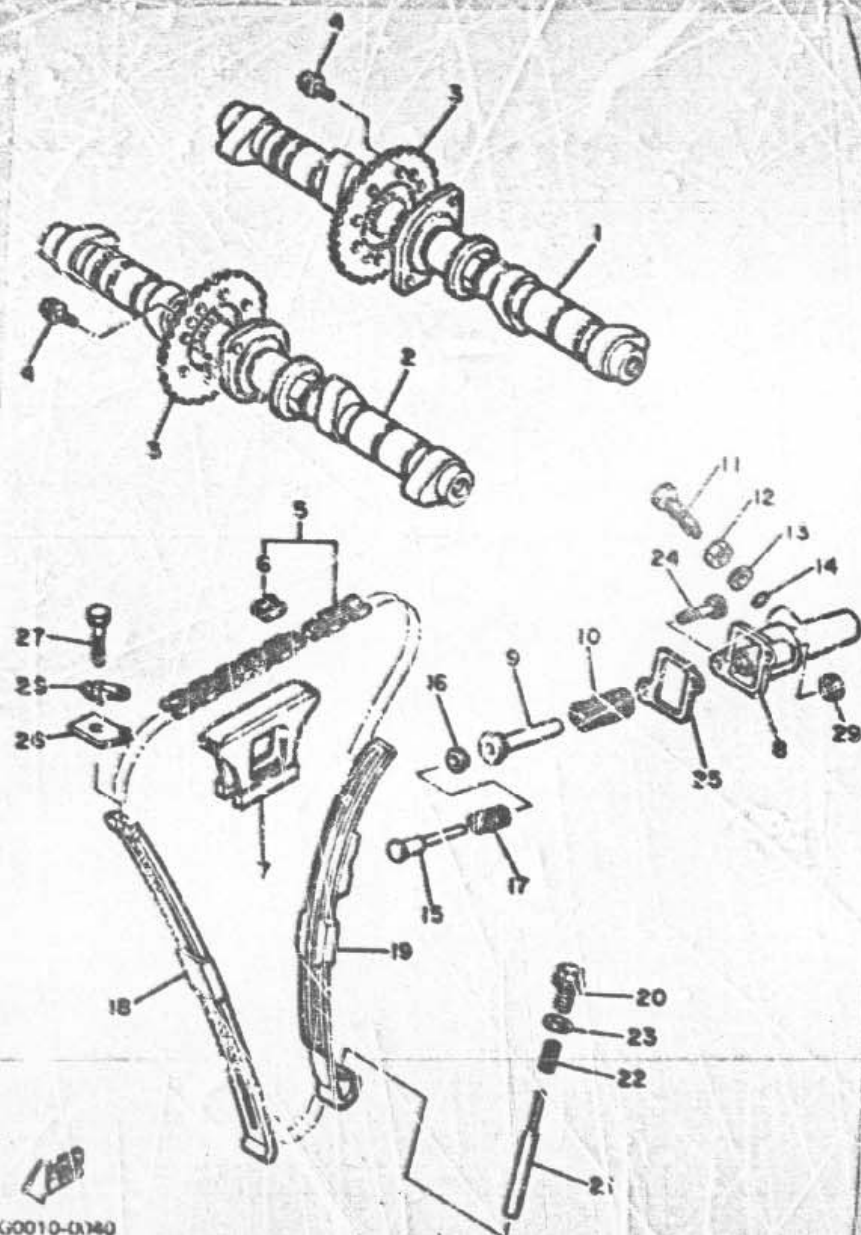


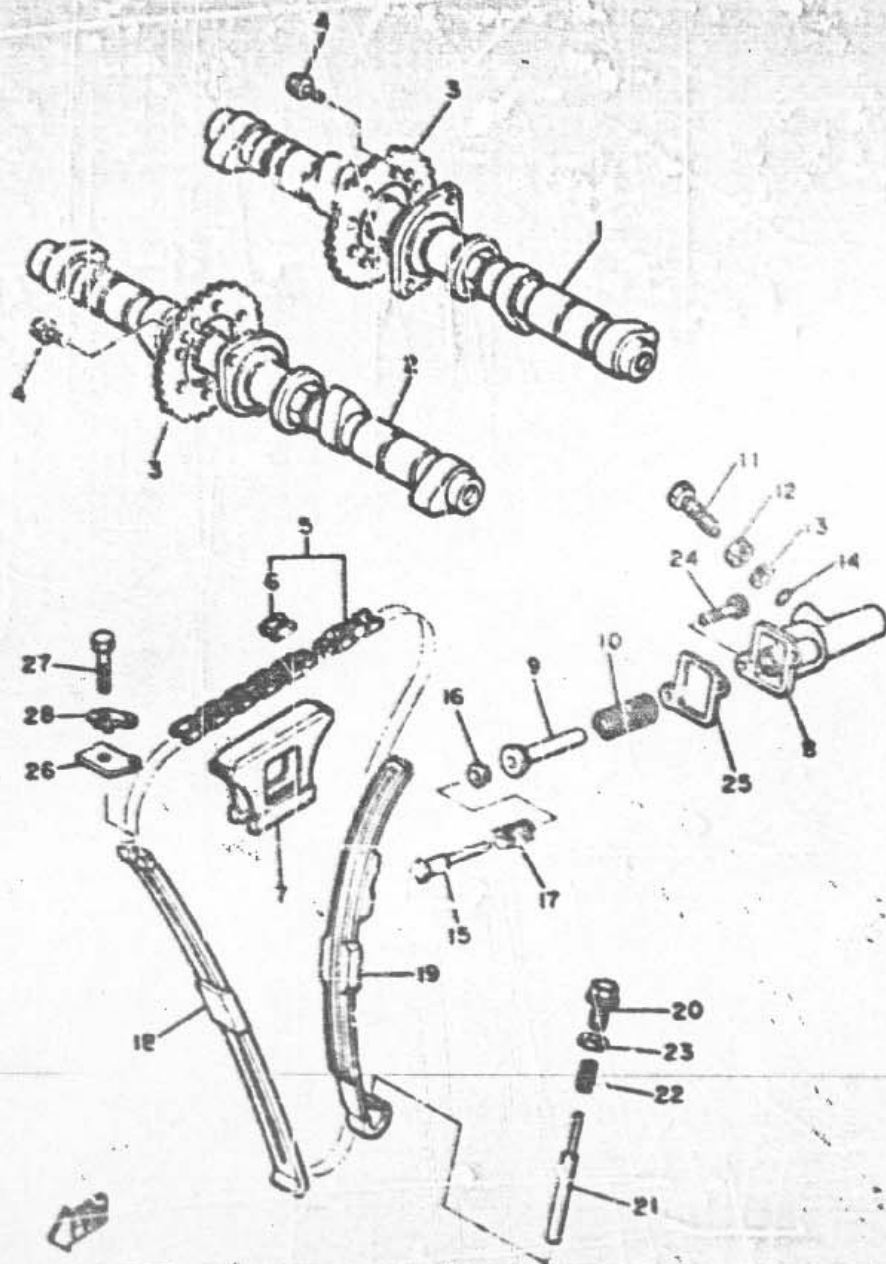
FIG. 5 CAMSHAFT CHAIN

ITEM NO.	PART NO.	DESCRIPTION	QTY	REMARKS
28	90178-78333	NU1		



4G0010-0140

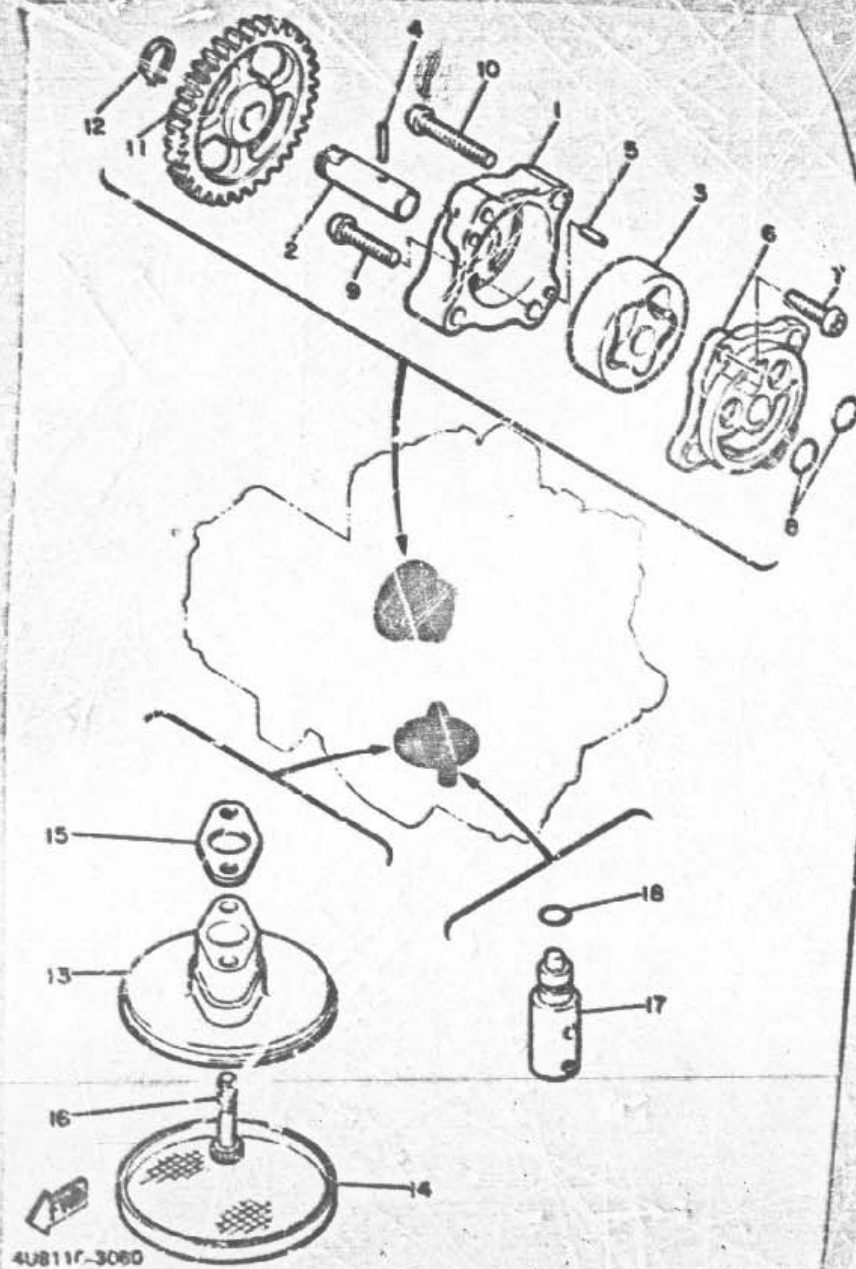
FIG. 5 CAMSHAFT CHAIN



3LT110-8060

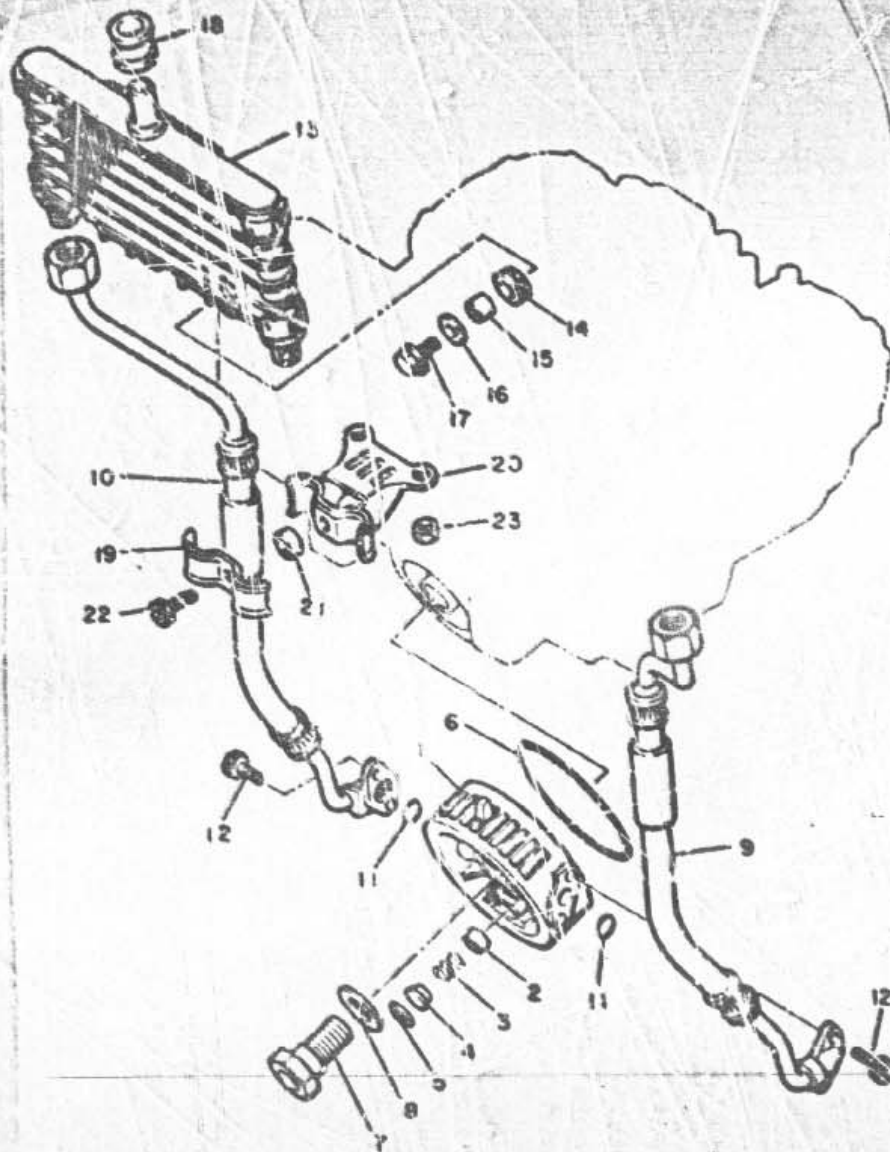
REF. NO.	PART NO.	DESCRIPTION	QTY	REMARKS
1	51J-12171-00	CAM SHAFT 1	1	
2	51J-12181-00	CAM SHAFT 2	1	
3	4G0-11J-78-C1	SYNCHRONIZER, each chain	2	
4	80105-87845	BOLT, washer based	4	
5	8089C-37114	CHAIN (DID21JFTS 114L)	1	
6	84061-81021	JOINT, chain	1	
7	4H7-12241-00	GUIDE, stopper 2	1	
8	400-17112-01	CASE, chain tensioner	1	
9	4G0-12217-01	ROD, chain tensioner	1	
10	80101-16618	SPRING, compression	1	
11	80106-01442	BOLT	1	
12	88103-08700	NUT	1	
13	82101-06300	WASHER, plain	1	
14	83113-08532	O-RING	1	
15	40X-12227-00	ROD, chain tensioner 2	1	
16	40X-12232-00	DAMPER	1	
17	80871-13818	SPRING, compression	1	
18	400-12281-00	DAMPER, chain 1	1	
19	400-12282-01	DAMPER, chain 2	1	
20	8034C-10061	PLUG, straight screw	1	
21	80118-01128	PIN	1	
22	80871-18603	SPRING, compression	1	
23	80371-10118	WASHER, plain	1	
24	81311-06328	BOLT	2	
25	40X-12213-00	GASKET, tensioner case	1	
26	80209-06301	WASHER	1	
27	87101-06328	BOLT	1	
28	80118-08177	WASHER, lock	1	

FIG. 8 OIL PUMP



REF NO.	PART NO.	DESCRIPTION	QTY	REMARKS
1	3345-13323-00	HOUSING, rotor	1	
2	33M-13314-00	SHAFT, pump	1	
3	4H7-13310-00	ROTOR ASSY 1	1	
4	83R05-17070	PIN, dowel	1	
5	83R05-07673	PIN, dowel	2	
6	400-13316-00	COVER, pump	1	
7	82S01-08014	SCREW, pan head	1	
8	83210-13381	O-RING	2	
9	82S01-08025	SCREW, pan head	1	
10	125-1-08035	SCREW, pan head	2	
11	4L 9-13325-00	GEAR, driven (43T)	1	
12	99008-11400	CYRCLIP	1	
13	400-13412-00	HOUSING, strainer	1	
14	4H7-13411-02	STRAINER, oil	1	
15	340-13415-00	SEAL, oil strainer	1	
16	80149-06138	BOLY, hexagon socket head	2	
17	11H-13470-00	RELIEF VALVE ASSY	1	
18	33210-10098	O-RING	1	

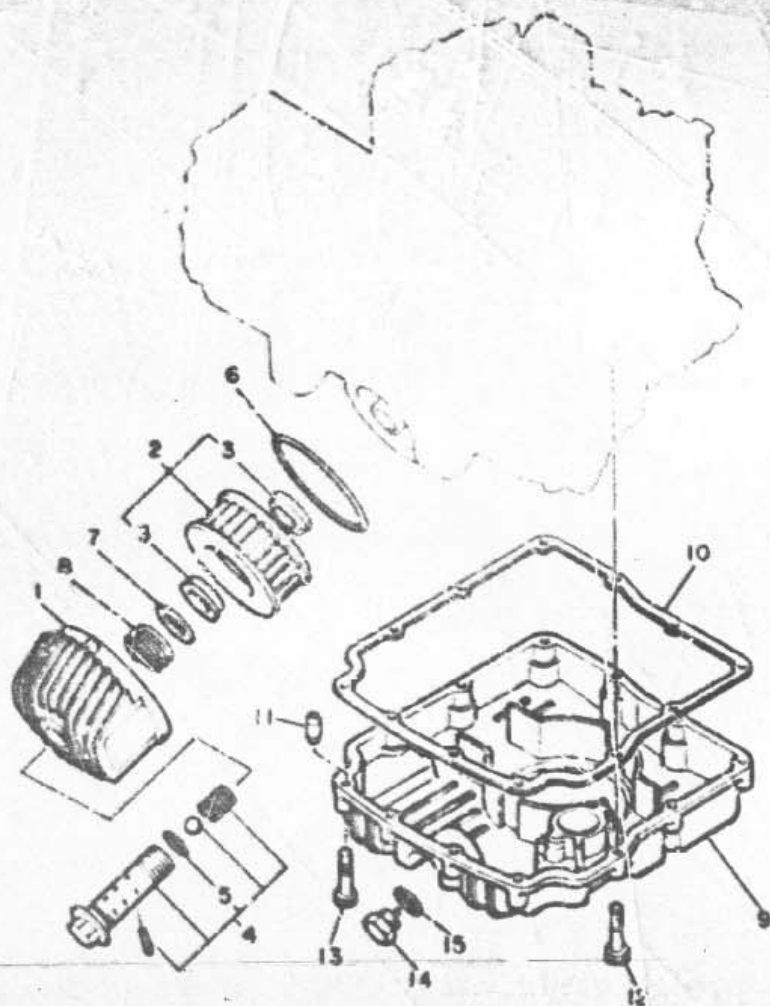
FIG. 7 OIL COOLER



REF. NO.	PART NO.	DESCRIPTION	QTY	REMARKS
1	FN1-13481-00	PLATE, adaptor	1	
2	219-13493-00	PLUNGER	1	
3	30001-12113	SPRING, compression	1	
4	91219-08173	WASHER	1	
5	99001-17800	CIRCLIP	1	
6	93210-87723	O-RING	1	
7	90401-10089	BOLT, union	1	
8	90201-21526	WASHER, plate (T2.0)	1	
9	49A-13431-00	HOSE, oil 1	1	
10	49A-13481-00	HOSE, oil 2	1	
11	93210-10181	O-RING	2	
12	91718-06016	BOLT	4	
13	3KM-13470-01	OIL COOLER ASSEY	1	
14	90480-15235	GROMMET	2	
15	90387-060A7	COLLAR	2	
16	90208-06174	WASHER	2	
17	90276-06020	BOLT, Range	2	
18	90480-18274	GROMMET	1	
19	90412-10066	CLAMP	1	
20	90431-12140	CLAMP	1	
21	90387-07568	COLLAR	1	
22	91316-06026	BOLT	1	
23	90311-11900	NUT	2	

3KM1300-9070

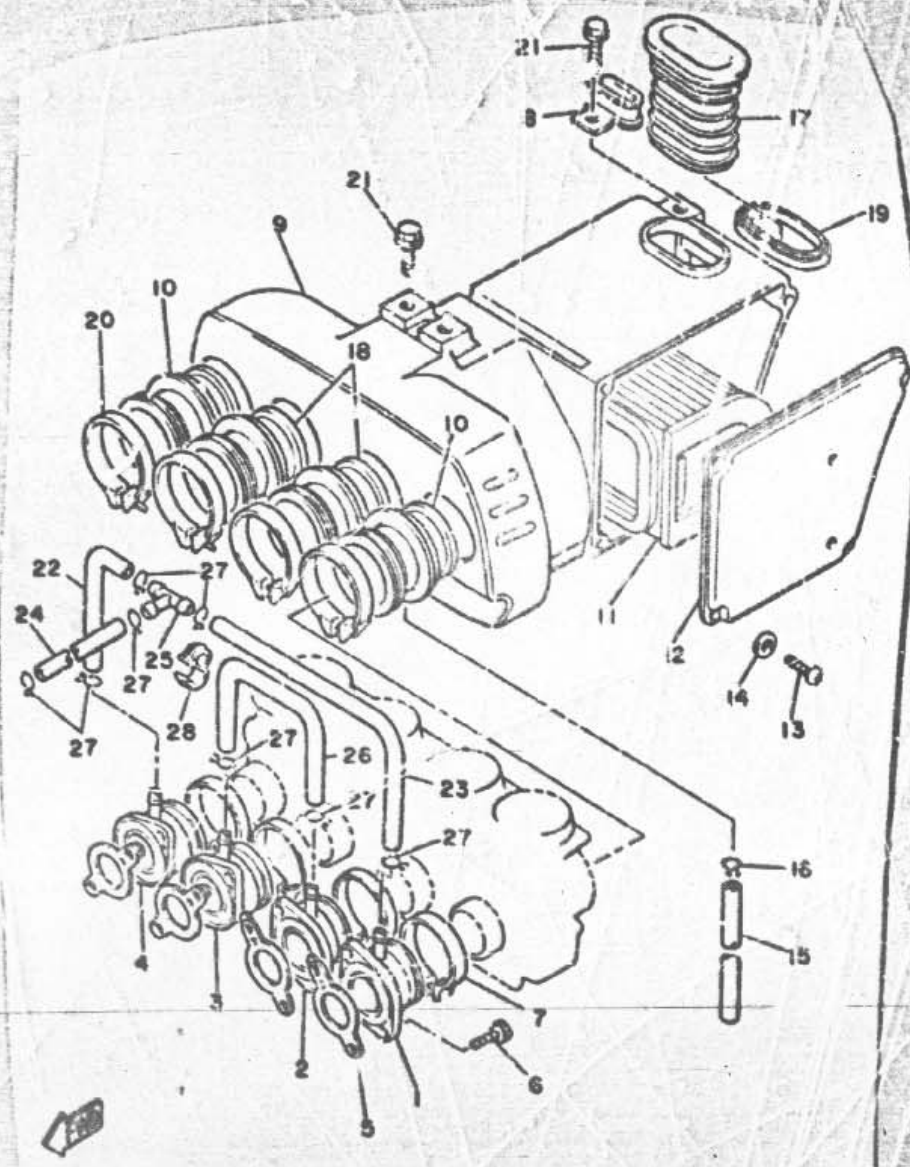
FIG. 8 OIL CLEANER



REF. NO.	PART NO.	DESCRIPTION	QTY	REMARKS
1	4KD-13447-00	COVER, oil element	1	
2	1L9-13441-11	ELEMENT, oil cleaner	1	
3	00480-23183	GROMMET	2	
4	1L2-13340-01	BY-PASS VALVE ASSY	1	
5	93210-18629	O-RING	1	
6	93210-87723	O-RING	1	
7	90201-21608	WASHER, plate	1	
8	90601-20422	SPRING, compression	1	
9	4GD-13417-03	COVER, strainer	1	
10	4GD-13414-01	BASKET, strainer cover	1	
11	89510-08018	PIN, dowel	2	
12	80110-08138	BOLT, hexagon socket head	10	
13	81316-08040	BOLT	2	
14	11L-13435-00	PLUG	1	
15	214-11398-C1	GASKET	1	



49A110-4080

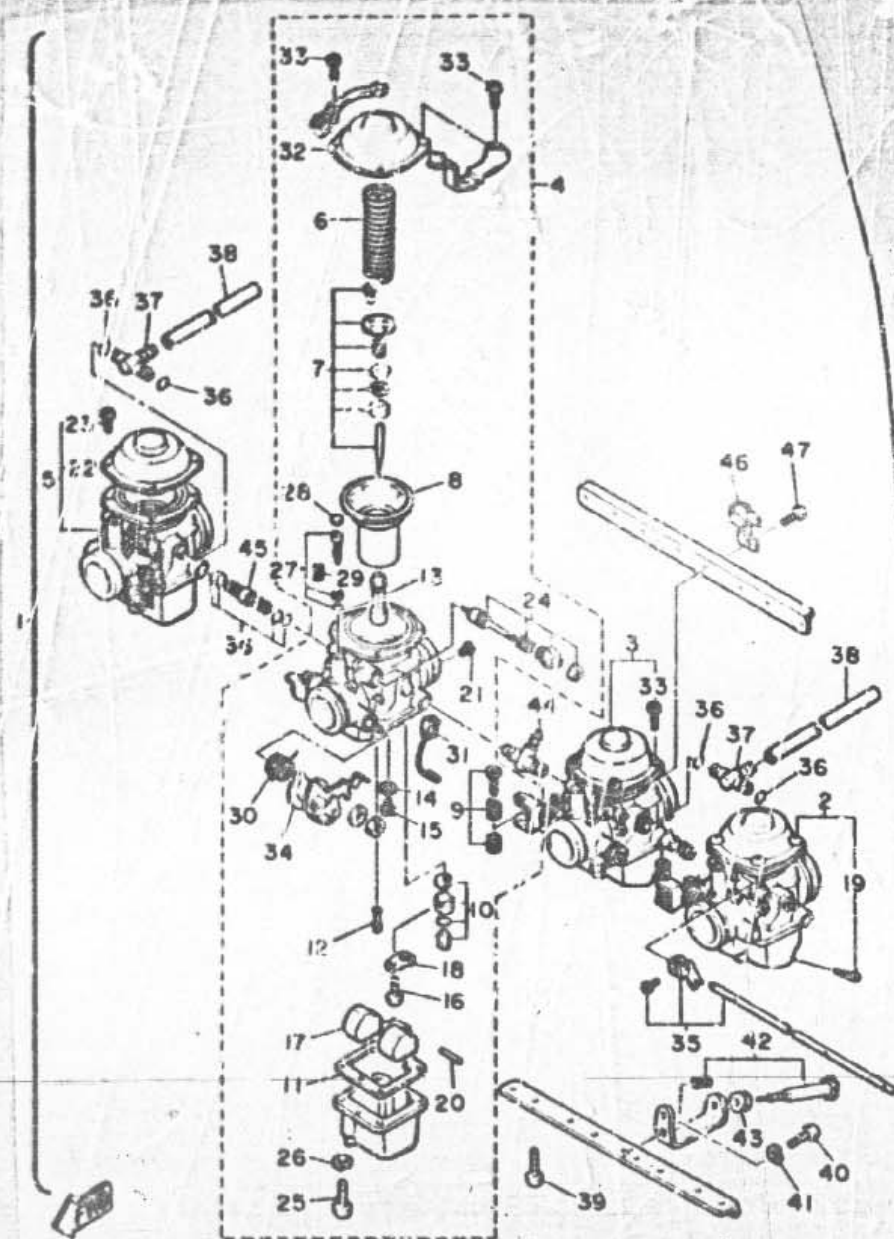


49A110-4091

FIG. 9 INTAKE

REF. NO.	PART NO.	DESCRIPTION	QTY	REMARKS
1	49A-10733-00	JOINT, carburetor 1	1	
2	49A-13536-00	JOINT, carburetor 2	1	
3	49A-13537-00	JOINT, carburetor 3	1	
4	49A-13538-00	JOINT, carburetor 4	1	
5	49A-13539-00	GASKET, manifold	4	
6	91316-06020	BOLT	8	
7	90460-48138	CLAMP, hose	6	
8	90462-10081	CLAMP	1	
9	49A-14401-00	AIR CLEANER CASE ASSY	1	
10	49A-14463-00	JOINT, air cleaner 1	2	
11	33M-14461-00	ELEMENT, air cleaner	1	
12	33M-14412-01	CAP, cleaner case 1	1	
13	98303-05026	SCREW, pan head	4	
14	92901-05600	WASHER, plate	4	
15	90446-11021	HOSE	1	
16	90487-06001	CLIP	1	
17	49A-14437-00	DUCT	1	
18	49A-14463-00	JOINT, air cleaner 2	2	
19	49A-14487-00	REINFORCEMENT 8	1	
20	90460-32015	CLAMP, hose	1	
21	90119-06029	BOLT, with washer	3	
22	33M-13545-00	HOSE 1	1	
23	33M-13546-00	HOSE 2	1	
24	90443-09578	HOSE 3	1	
25	90413-03014	WAY 3	1	
26	33M-12167-00	HOSE 3	1	
27	90437-06021	CLIP	8	
28	90488-16138	CLIP	1	

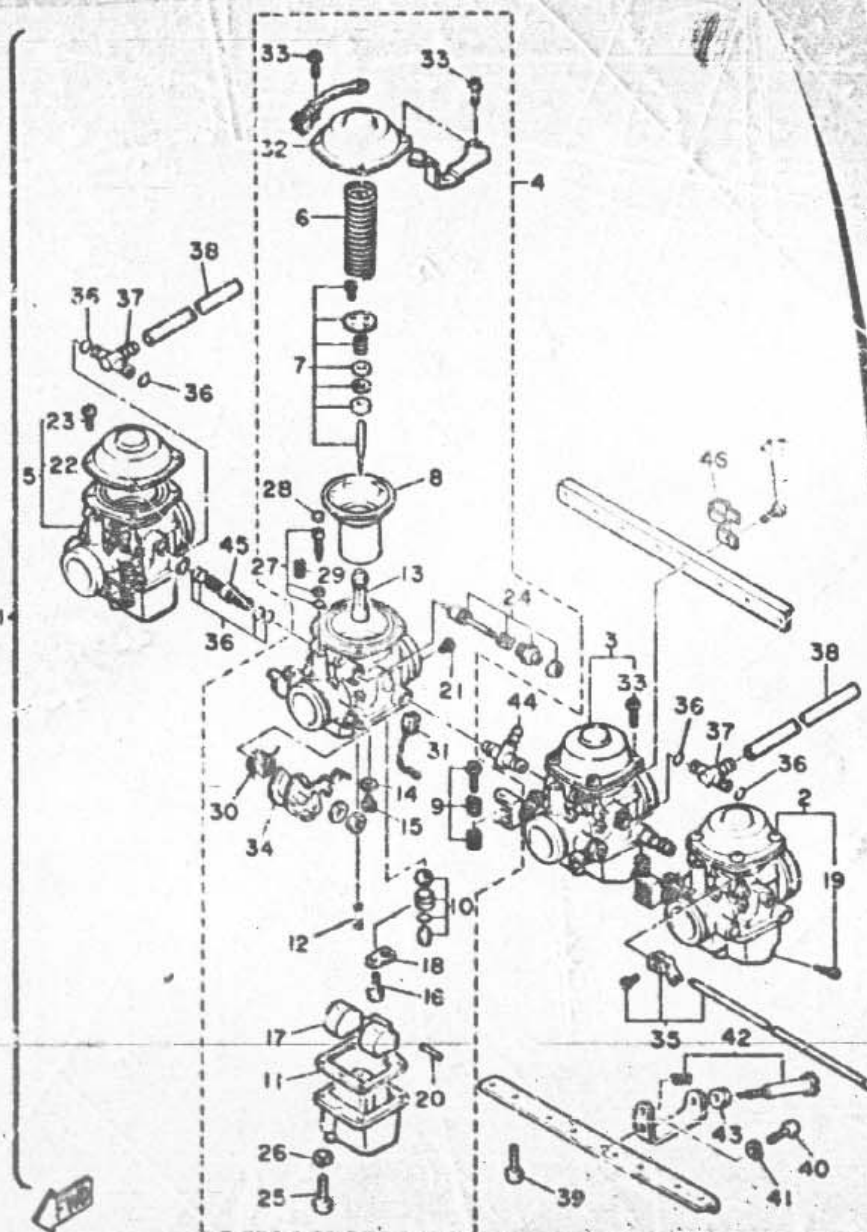
FIG. 10 CARBURETOR



42G:71-4100

REF. NO.	PART NO.	DESCRIPTION	QTY	REMARKS
1	51J-14900-10	CARBURETOR ASSY	1	
2	51J-14901-10	CARBURETOR ASSY 1	1	
3	51J-14902-10	CARBURETOR ASSY 2	1	
4	51J-14903-10	CARBURETOR ASSY 3	1	
5	51J-14904-10	CARBURETOR ASSY 4	1	
6	2F7-14933-00	SPRING, diaphragm	1	
7	51J-1490J-00	NEEDLE SET	1	UR #1, 2, 4
	51J-1490J-10	NEEDLE SET	1	UR #2
8	49A-14940-00	DIAPHRAGM ASSY	1	
9	36Y-1490K-00	STOP SCREW SET	1	
10	25G-14107-20	NEEDLE VALVE SET	1	
11	12R-14984-00	GASKET, float chamber	1	
12	430-14142-40	JET, pilot (# 40)	1	
13	49A-14941-28	NOZZLE, E, main	1	
14	137-14153-00	WASHER, main jet	1	
15	620-14231-21-A0	JET, main (#105)	1	UR #1, 2
	620-14231-71-A0	JET, main (#102.5)	1	UR #3, 4
16	88501-04006	SCREW, pan head	1	
17	12R-14925-00	FLOAT	1	
18	2H0-14148-00	PLATE	1	
19	12R-14181-00	PLUG, drain	1	
20	537-14186-00	PIN, flat	1	
21	3G2-14231-31	JET, main (#155)	1	
22	51K-14958-00	COVER, diaphragm	1	#1, 4
23	88501-05010	SCREW, pan head	4	#1, 4
24	49A-1410A-00	STARTER SET	1	
25	88501-05018	SCREW, pan head	4	
26	82901-05100	WASHER, spring	4	

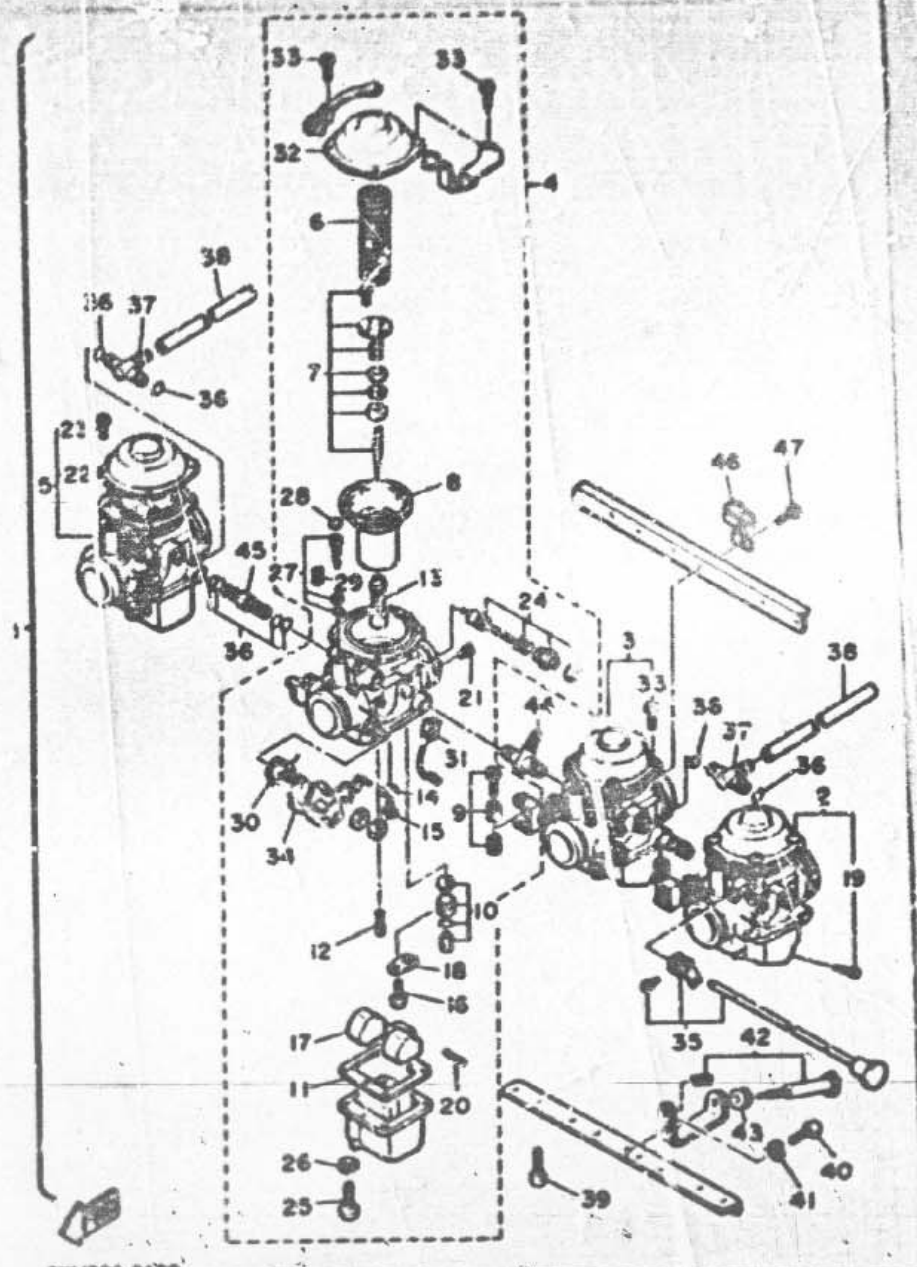
FIG. 10 CARBURETOR



49GT71-4100

REF. NO.	PART NO.	DESCRIPTION	Q'TY	REMARKS
27	12R-14105-00	..PILOT SCREW SET	1	
28	22F-14291-00	..CAP	1	
29	3F-14-14-50	..SPRING, air adjusting	1	
30	51K-14232-00	..SPRING, throttle 2	1	#3
31	49A-14130-00	..CABLE	1	#3
32	49A-14958-00	..COVER, diaphragm	1	#2, 3
33	98501-05010	..SCREW, pan head	4	#2, 3
34	306-14170-00	..DIAPHRAGM ASS'Y	1	#C
35	51J-1490L-00	..STARTER LEVER SET, 1	1	
36	822-14147-00	..O-RING	12	
37	4V7-14968-00	..PIPE, starter connecting	2	
38	17A-14987-00	..HOSE	2	
39	92501-05014	..SCREW, pan head	8	
40	98501-05008	..SCREW, pan head	1	
41	82901-05100	..WASHER, spring	1	
42	31A-14103-00	..THROTTLE SCREW SET	1	
43	4G0-14098-00	..BUSH	1	
44	1J7-14988-00	..NIPPLE	1	
45	16G-14251-00	..NIPPLE	2	
46	49A-14139-00	..CLIP, pipe	1	
47	98501-05010	..SCREW, pan head	8	

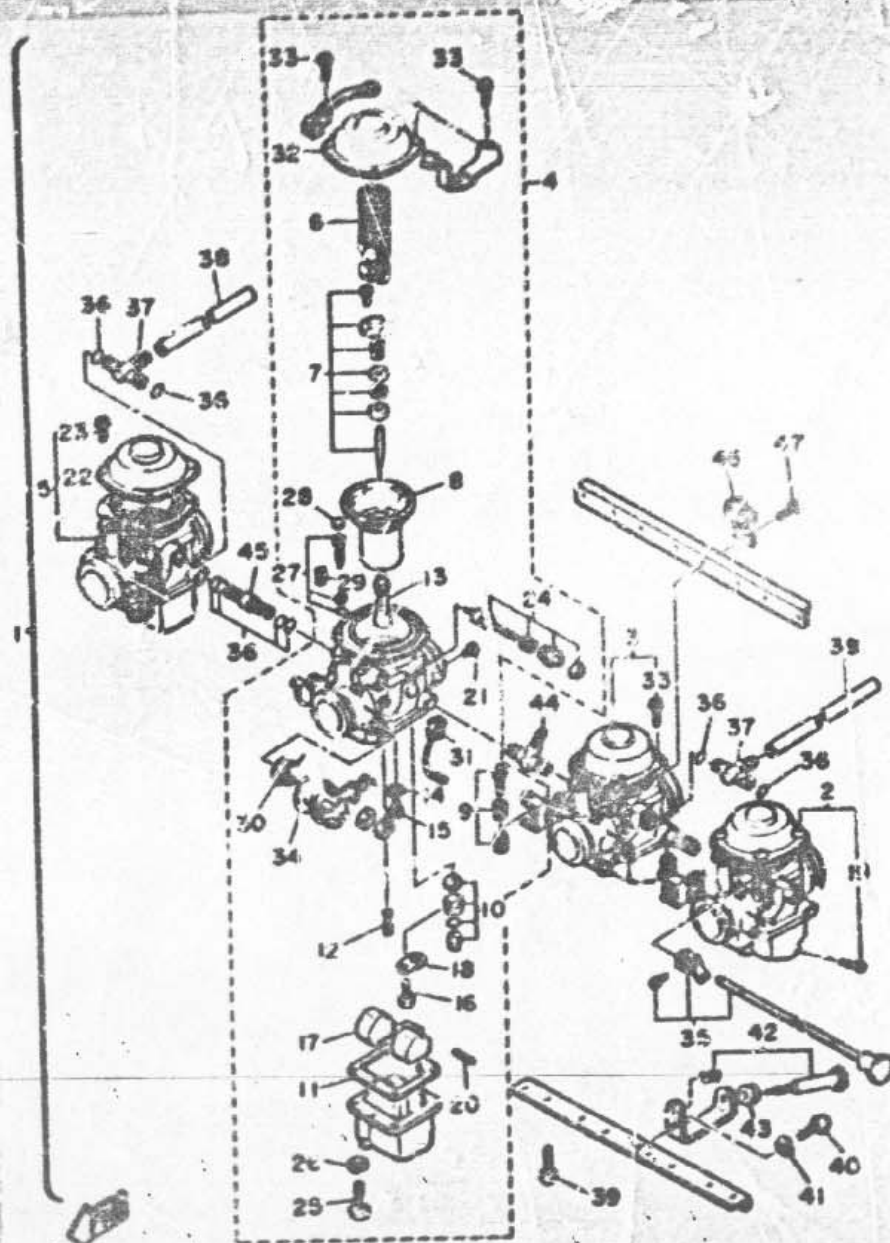
FIG. 10 CARBURETOR



3KM300-0100

REF. NO.	PART NO.	DESCRIPTION	QTY	REMARKS
1	81J-14803-10	CARBURETOR ASSEY	1	
2	81J-14801-10	CARBURETOR ASSEY 1	1	
3	81J-14802-10	CARBURETOR ASSEY 2	1	
4	81J-14803-10	CARBURETOR ASSEY 3	1	
5	81J-14804-10	CARBURETOR ASSEY 4	1	
6	2F7-14823-00	SPRING, diaphragm	1	
7	81J-14805-10	NEEDLE SET	1	UR # 1, 2, 4
8	81J-14806-10	NEEDLE SET	1	UR # 2
9	48A-14807-00	DIAPHRAGM, 128V	1	
10	38Y-14808-00	STOP SCREW SET	1	
11	22G-14101-20	NEEDLE VALVE SET	1	
12	12H-14804-00	GASKET, float chamber	1	
13	4G0-14142-40	JET, pilot (# 40)	1	
14	48A-14841-26	NOZZLE, main	1	
15	187-14153-00	WASHER, main jet	1	
16	C31-14231-21-A7	JET, main (# 100)	1	UR # 1, 2
17	620-14231-71-A0	JET, main (# 102.5)	1	UR # 2, 4
18	98501-04003	SCREW, pan head	1	
19	12R-14185-00	FLOAT	1	
20	2H0-14146-00	PLATE	1	
21	12R-14181-00	PLUG, drain	1	
22	837-14198-00	PIN, float	1	
23	3G2-14231-31	JET, main (# 115)	1	
24	81K-14866-00	COVER, diaphragm	1	# 1, 4
25	98501-05010	SCREW, pan head	4	# 1, 4
26	81J-1410A-00	STARTER SET	1	
27	38501-05015	SCREW, pan head	4	
28	82901-051J0	WASHER, spring	4	

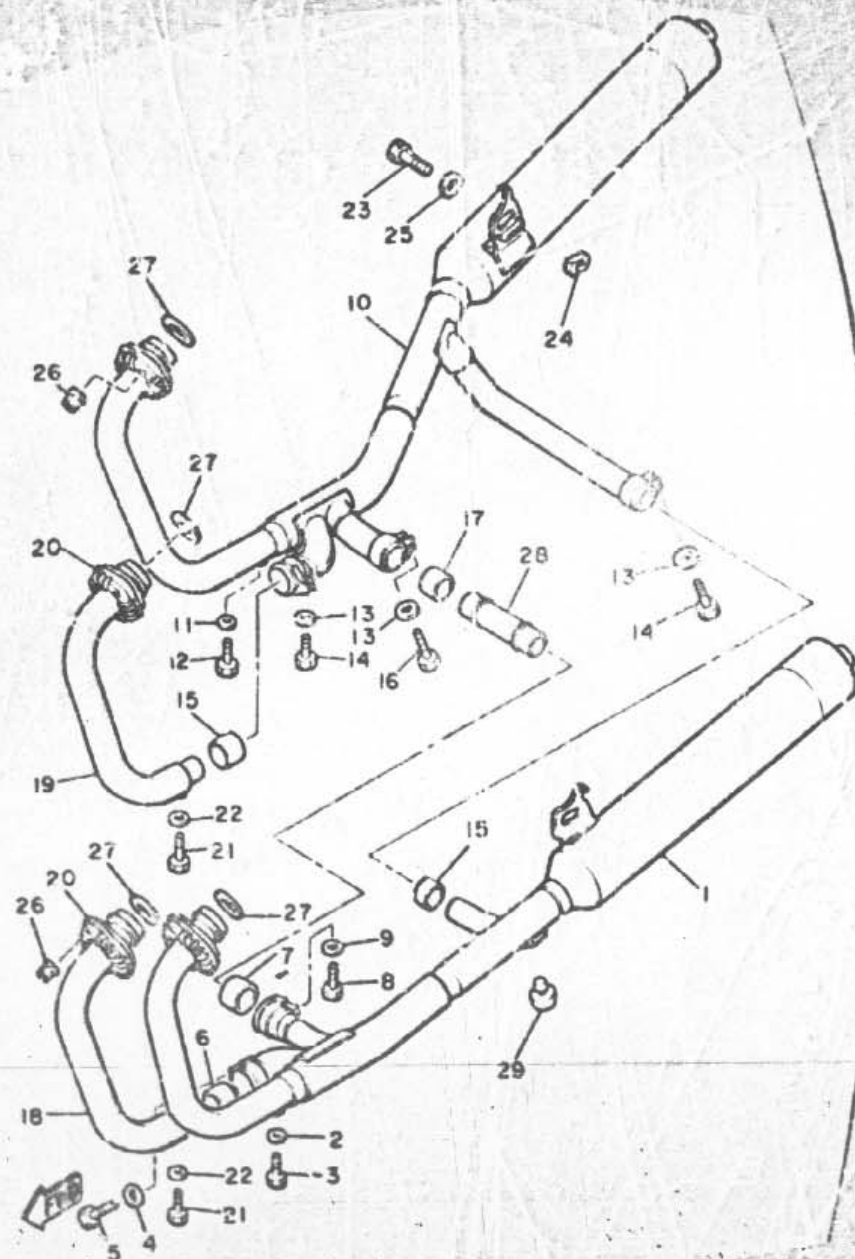
FIG. 10 CARBURETOR



304930-0100

REF. NO.	PART NO.	DESCRIPTION	Qty	REMARKS
27	12R-14105-00	PILOT SCREW SET	1	
28	22F-14091-00	CAP	1	
29	3F7-14124-00	SPRING, on adjusting	1	
30	51K-14832-00	SPRING, throttle 2	1	#3
31	48A-14130-00	CABLE	1	#3
32	48A-14868-00	COVER, diaphragm	1	#3
33	98501-05019	SCREW, pan head	4	#2.3
34	306-14170-00	DIAPHRAGM ASSY	1	#3
35	51J-1490L-00	STARTER LEVER SET, 1	1	
36	5/2-14147-00	O-RING	12	
37	4V7-14988-00	PIPE, starter connecting	2	
38	17A-14887-00	HOSE	2	
39	92501-06014	SCREW, pan head	8	
40	99501-05008	SCREW, pan head	1	
41	92901-05150	WASHER, spring	1	
42	31A-14103-30	THROTTLE SCREW SET	1	
43	4G0-14698-00	BUSH	1	
44	1J7-14988-00	NIPPLE	1	
45	5C-14751-00	NIPPLE	2	
46	45A-14129-00	CLIP, pipe	1	
47	98501-06019	SCREW, pan head	8	

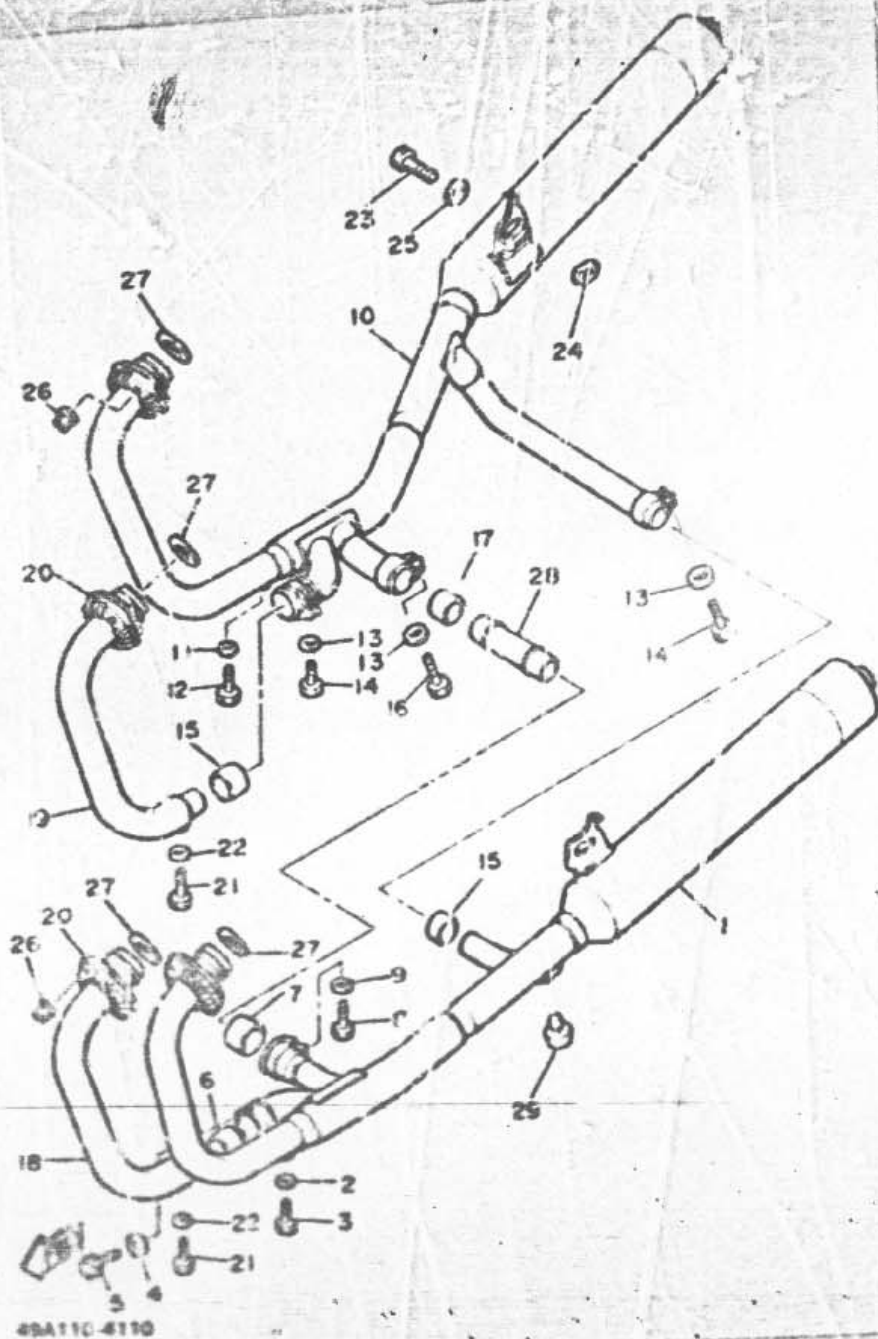
FIG. 11 EXHAUST



49A110-4110

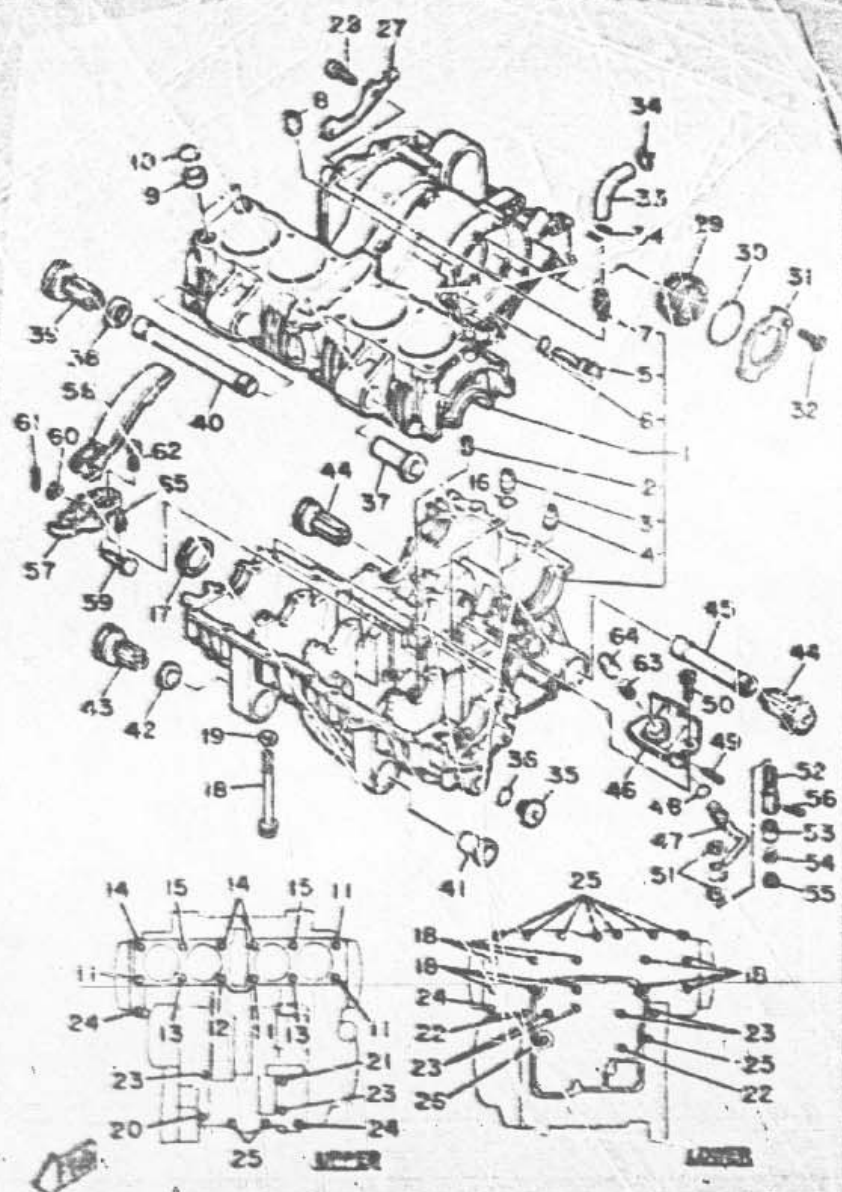
REF. NO.	PART NO.	DESCRIPTION	QTY	REMARKS
1	51J-14711-00	MUFFLER 1	1	
2	92906-06000	WASHER, plate	1	
3	90101-06576	BOLT	1	
4	92906-03600	WASHER, plate	1	
5	97016-08020	BOLT	1	
6	33M-14755-00	GASKET, silencer	1	
7	1JK-14714-00	GASKET, muffler	1	
8	97016-08025	BOLT	1	
9	92906-06600	WASHER, plate	1	
10	51J-14721-00	MUFFLER 2	1	
11	92906-06000	WASHER, plate	1	
12	90101-06576	BOLT	1	
13	92906-06600	WASHER, plate	3	
14	97016-08020	BOLT	2	
15	33M-14755-00	GASKET, silencer	2	
16	97016-08025	BOLT	1	
17	1JK-14714-00	GASKET, muffler	1	
18	35J-14621-01	PIPE, exhaust 2	1	
19	35J-14631-01	PIPE, exhaust 3	1	
20	53U-14812-00	NUT, ring	2	
21	90101-06576	BOLT	2	
22	92906-06600	WASHER, plate	2	
23	53110-10067	BOLT, hexagon socket head	2	
24	90179-10276	NUT	2	
25	90201-10669	WASHER, plate	2	
26	90179-06499	NUT	8	
27	4H7-14613-00	GASKET, exhaust pipe	4	
28	49A-1475K-00	PIPE 7	1	

FIG. 11 EXHAUST



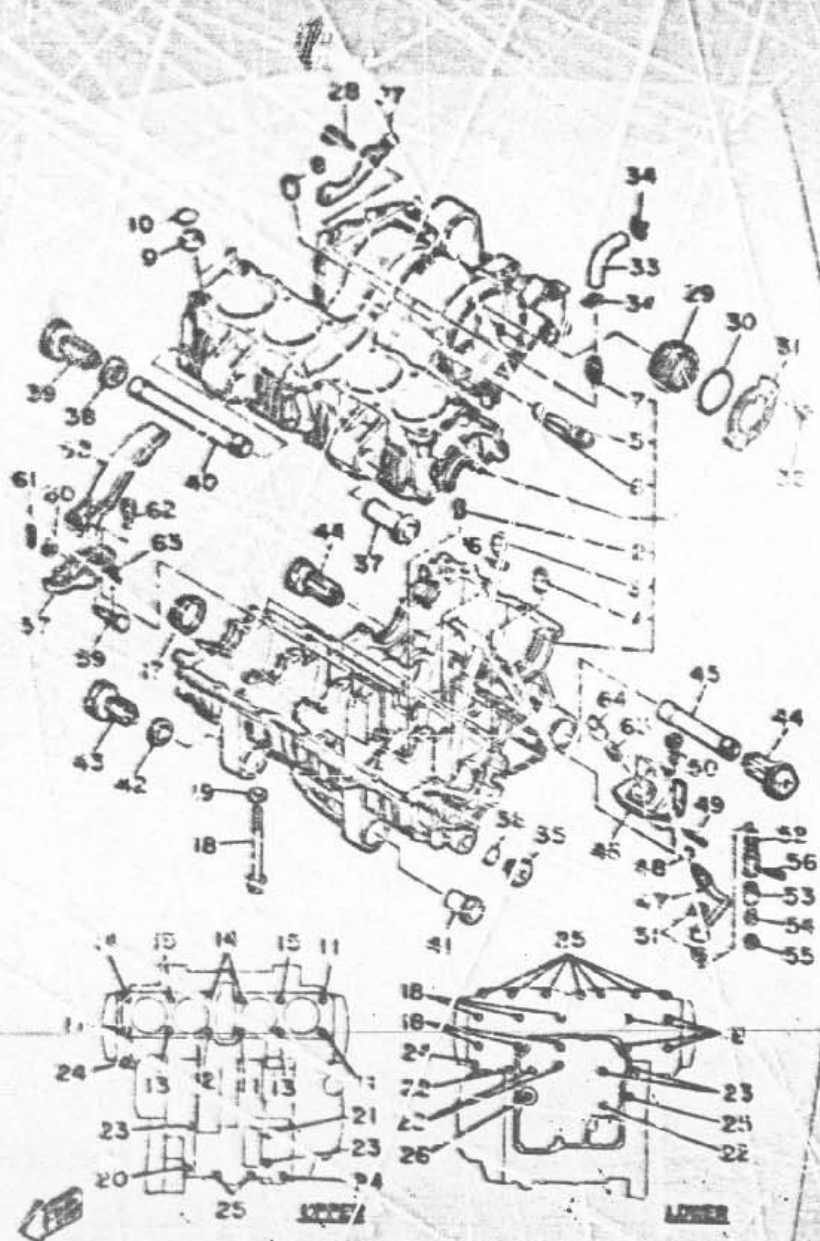
REF. NO.	PART NO.	DESCRIPTION	QTY	REMARKS
23	1A0-27114-00	STOPPER, rubber band	1	

FIG. 12 CRANKCASE



REF. NO.	PART NO.	DESCRIPTION	QTY	REMARKS
1	200-16100-00	CRANKCASE ASSY	1	
2	400-15140-00	NOZZLE	1	
3	90530-10014	PIN, dowel	1	
4	90510-12018	PIN, dowel	2	
5	400-15140-00	NOZZLE 2	1	
6	93210-11462	O-RING	1	
7	371-11167-01	PIPE, brush 2	1	
8	90530-14018	PIN, dowel	1	
9	90387-16547	COLLAR	2	
10	93210-12322	O-RING	2	
11	90116-08338	BOLT, stud	1	
12	90116-08338	BOLT, stud	1	
13	90116-08349	BOLT, stud	2	
14	400-11353-00	BOLT, cylinder holding 3	3	
15	400-11384-00	BOLT, cylinder holding 4	2	
16	93210-08350	O-RING	1	
17	400-11357-10	PLUG, blind 1	1	
18	95811-08167	BOLT, flange	10	
19	90201-09401	WASHER, plate	10	
20	95811-08080	BOLT, flange	1	
21	95811-08115	BOLT, flange	1	
22	95811-08095	BOLT, flange	2	
23	95811-08065	BOLT, flange	8	
24	95811-08095	BOLT, flange	1	
25	95811-08045	BOLT, flange	11	
26	95811-08035	BOLT, flange	1	
27	400-15381-00	PLATE, bearing cover	1	
28	91315-08018	BOLT	2	

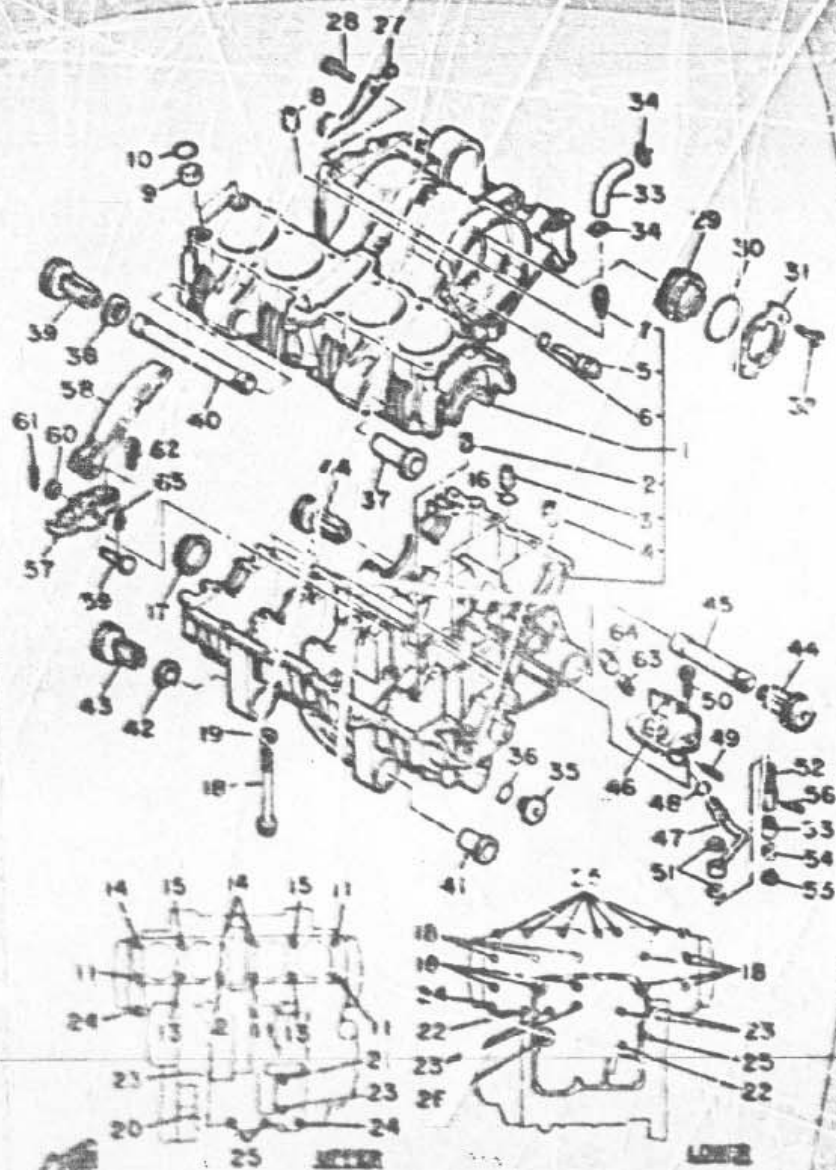
FIG. 12 CRANKCASE



494-110-4120

REF NO	PART NO.	DESCRIPTION	QTY	REMARKS
29	460-15163-01	HOUSING, bearing 1	1	
30	13210-48480	O-RING	1	
31	461-15382-01	PLATE, bearing cover	1	
32	5015-06014	SCREW, countersunk	2	
33	400-T-186-00	PIPE, breather 1	1	
34	90467-140-5	CLIP	2	
35	3124-15111-02	PLUG	1	
36	93210-20118	O-RING	2	
37	33M-15316-30	DAMPER, engine mount 1	1	
38	90702-11153	WASHER, plate	1	
39	417-17126-00	DAMPER, engine mount 2	1	
40	33M-15317-00	SPACER, engine mount	1	
41	33A-15337-10	DAMPER 4	1	
42	90211-15112	WASHER, plate	1	
43	33M-15316-30	DAMPER, engine mount 1	1	
44	37-15126-00	DAMPER, engine mount 2	2	
45	460-15327-00	SPACER, engine mount	1	
46	460-11592-00	TENSIONER, chain	1	
47	410-13171-00	TYPE, delivery 2	1	
48	93210-07640	O-RING	1	
49	91401-25020	PL, collar	1	
50	32110-06043	BO T, hexagon socket head	2	
51	90430-10027	GASKET	2	
52	430-11576-00	SCOT, relief	1	
53	460-11577-00	FLU/AGER, relief	1	
54	90501-08014	SPACER, compression	1	
55	93208-03202	WASHER	1	
56	91401-20020	PL, collar	1	

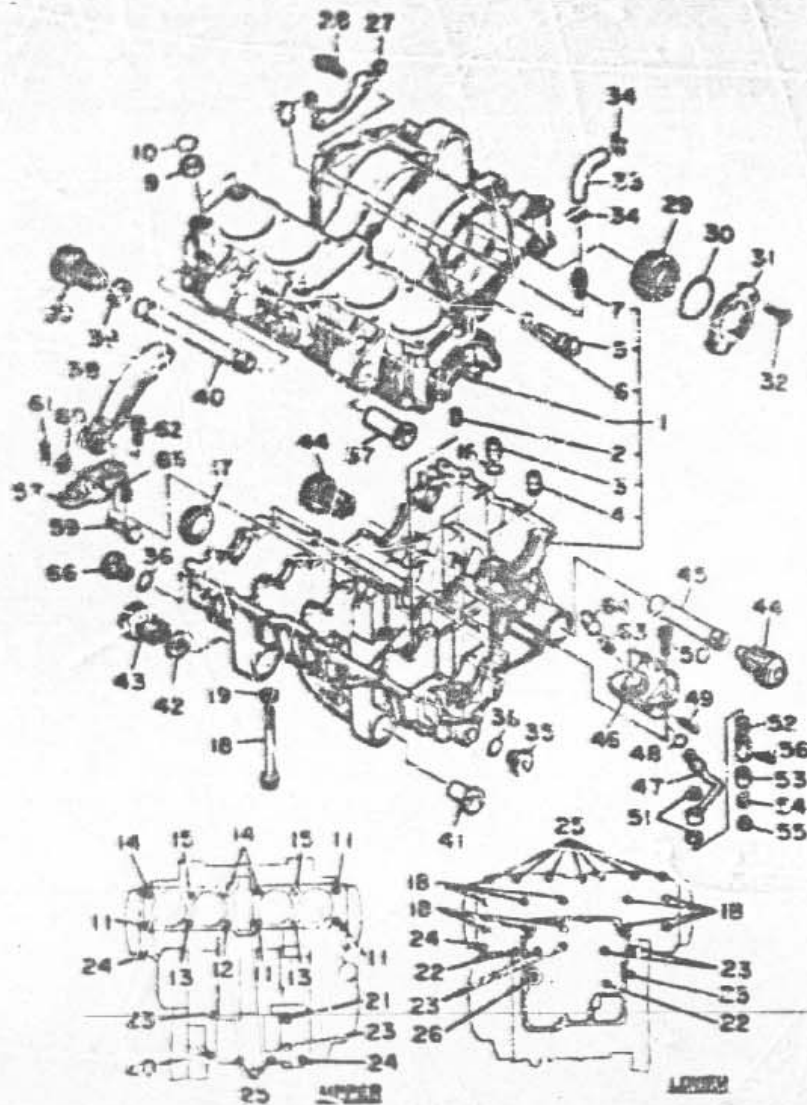
# FIG. 12 CRANKCASE



REF. NO.	PART NO.	DESCRIPTION	QTY	REMARKS
57	405-11457-00	BRACKET, tensioner	1	
58	405-11452-00	TENSIONER ARM COMP.	1	
59	90240-08078	PIN, clevis	1	
60	92501-05/00	WASHER, plate	1	
61	91401-75015	PIN, cotter	1	
62	90110-06043	BOLT, hexagon socket head	2	
63	905/1-143A8	SPRING, compression	1	
64	90X-11507-00	PLUNGER, tensioner	1	
65	905-18110	CLIP	1	

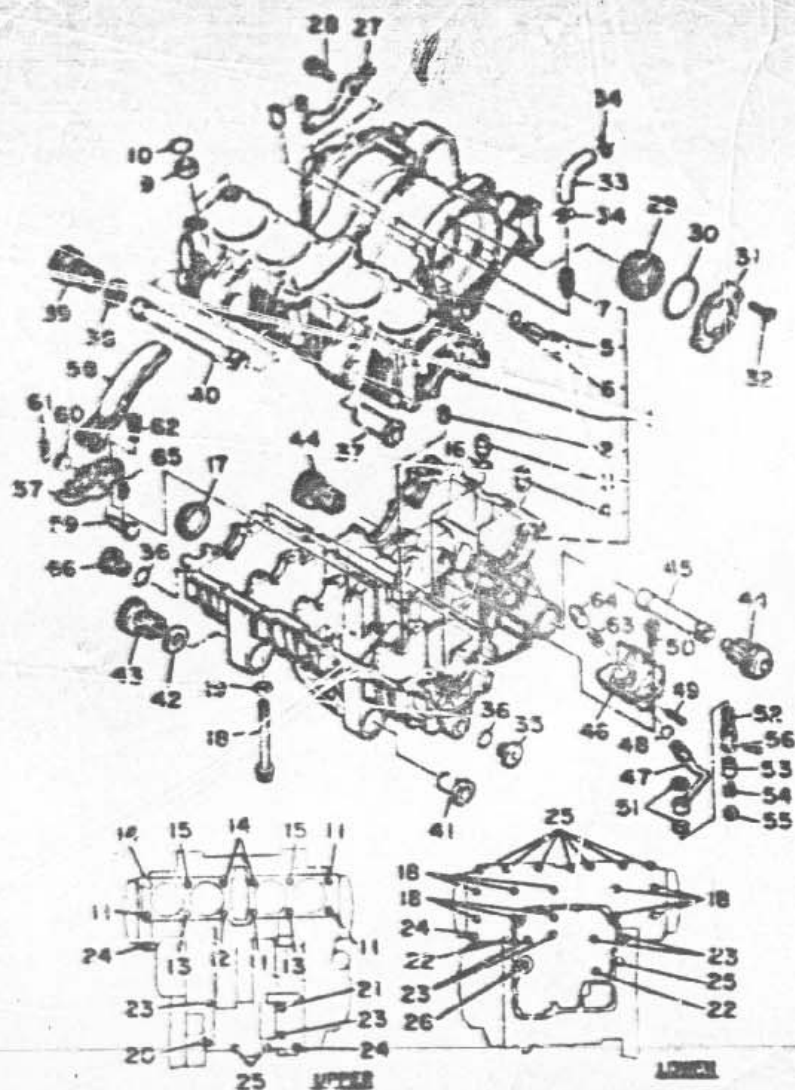
49A110-4120

FIG. 1.2 CRANKCASE



P27. NO.	PART NO.	DESCRIPTION	QTY	REMARKS
1	3KM-15100-00	CRANKCASE ASSY	1	
2	4G0-15188-00	NOZZLE 1	3	
3	95510-10014	PIN, dowel	1	
4	95511-12918	PIN, dowel	2	
5	4G0-17148-00	NOZZLE 2	1	
6	93216-11465	O-RING	1	
7	371-11167-01	PIPE, breather 2	1	
8	95630-14018	PIN, dowel	1	
9	97587-18547	COLLAR	2	
10	93210-18322	O-RING	2	
11	80116-08338	BOLT, stud	4	
12	80116-08339	BOLT, stud	1	
13	80116-08340	BOLT, stud	2	
14	4G0-11363-00	BOLT, cylinder holding 3	3	
15	4G0-11364-00	BOLT, cylinder holding 4	2	
16	93210-09350	O-RING	1	
17	4H7-15167-10	PLUG, blind 2	1	
18	95811-08100	BOLT, flange	10	
19	40201-034G1	WASHER, plate	10	
20	95811-08080	BOLT, flange	1	
21	95811-08115	BOLT, flange	1	
22	95811-08085	BOLT, flange	2	
23	95811-08086	BOLT, flange	6	
24	95811-08055	BOLT, flange	3	
25	95811-08045	BOLT, flange	10	
26	95811-08035	BOLT, flange	1	
27	4G0-15381-00	PLATE, bearing cover	1	
28	91316-08016	BOLT	2	

FIG. 12 CRANKCASE

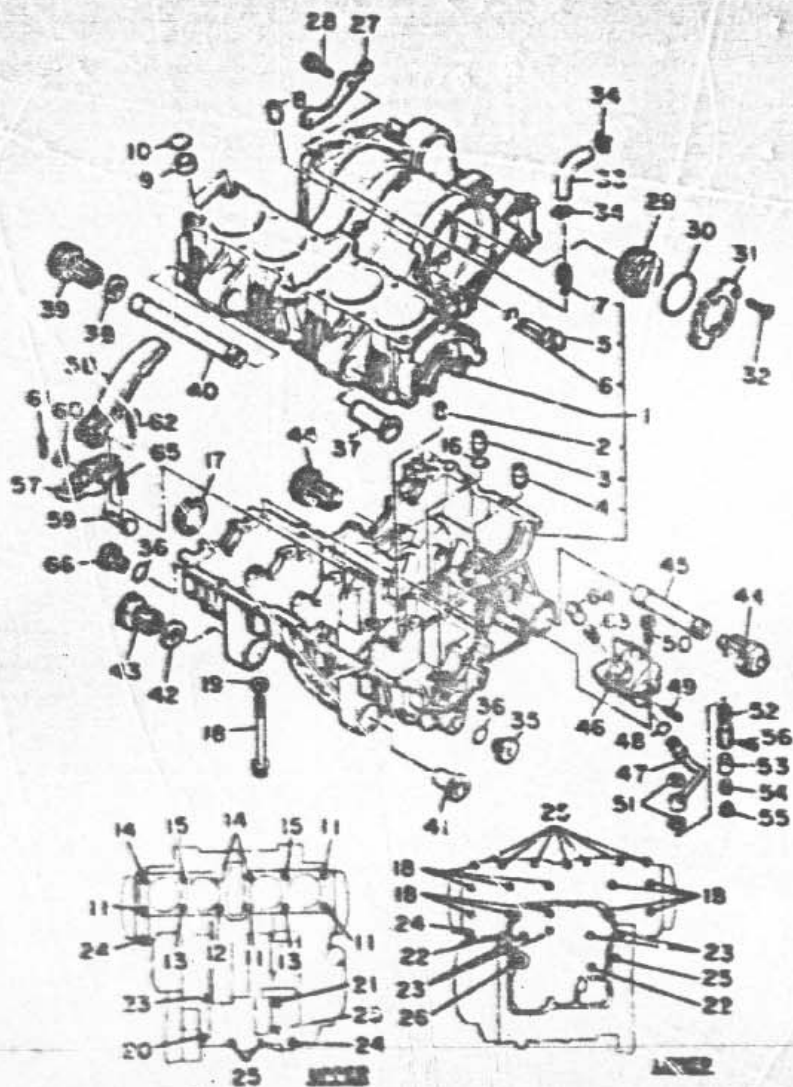


3K6332-0120

REF. NO	PART NO	DESCRIPTION	QTY	REMARKS
28	4G0-15153-01	HOUSING, bearing 1	1	
30	93210-07540	O-RING	1	
31	4G0-15363-50	PLATE, bearing cover	1	
32	90151-06014	SCREW, countersunk	2	
33	4G0-11186-00	PIPE, breather 1	1	
34	90457-14015	CLIP	2	
35	3KM-15188-00	PLUG	1	
36	93210-20573	O-RING	2	
37	33M-15338-50	DAMPER, engine mount 3	1	
38	90272-18153	WASHER, plate	1	
39	36Y-15735-00	DAMPER, engine mount 3	1	
40	33M-15317-00	SPACER, engine mount	1	
41	33M-15357-00	DAMPER 4	1	
42	90202-18152	WASHER, plate	1	
43	33M-15315-00	DAMPER, engine mount 1	1	
44	36Y-15326-00	DAMPER, engine mount 2	2	
45	4G0-15327-00	SPACER, engine mount	1	
46	4G0-11552-00	TENSIONER, chain	1	
47	4G0-13171-00	PIPE, delivery 2	1	
48	93210-07540	O-RING	1	
49	91401-25020	PIN, cutter	1	
50	90110-08043	BOLT, hexagon socket head	2	
51	90430-10197	GASKET	2	
52	4G0-11576-00	BODY, relief	1	
53	4G0-11577-00	PLUNGER, relief	1	
54	90501-06614	SPRING, compression	1	
55	90208-03202	WASHER	1	
56	91401-20320	PIN, cutter	1	

FIG. 12 CRANKCASE

REF. NO.	PART NO.	DESCRIPTION	QTY	REMARKS
57	400-11487-00	BRACKET, tensioner	1	
56	400-11482-00	TENSIONER ARM COMP.	1	
59	90240-08078	PIN, clevis	1	
40	82801-06809	WASHER, plate	1	
61	91401-28015	PIN, cotter	1	
52	90110-06043	BOLT, hexagon socket head	2	
63	90501-143A3	SPRING, compression	1	
64	46X-11587-00	PLUG/GER, tensioner	1	
65	90482-18110	CLIP	1	
66	400-15189-00	PLUG	1	



904332-0120

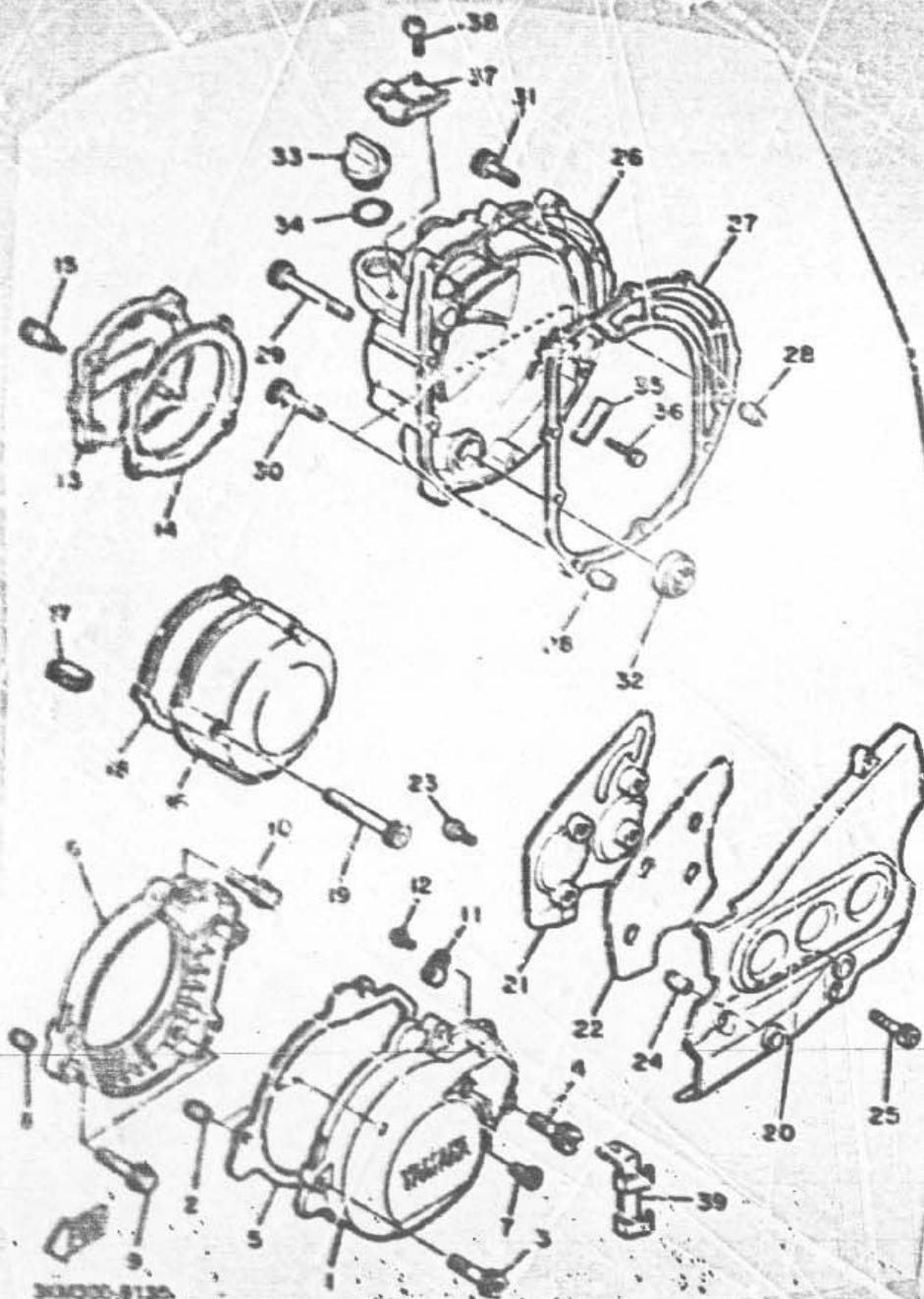
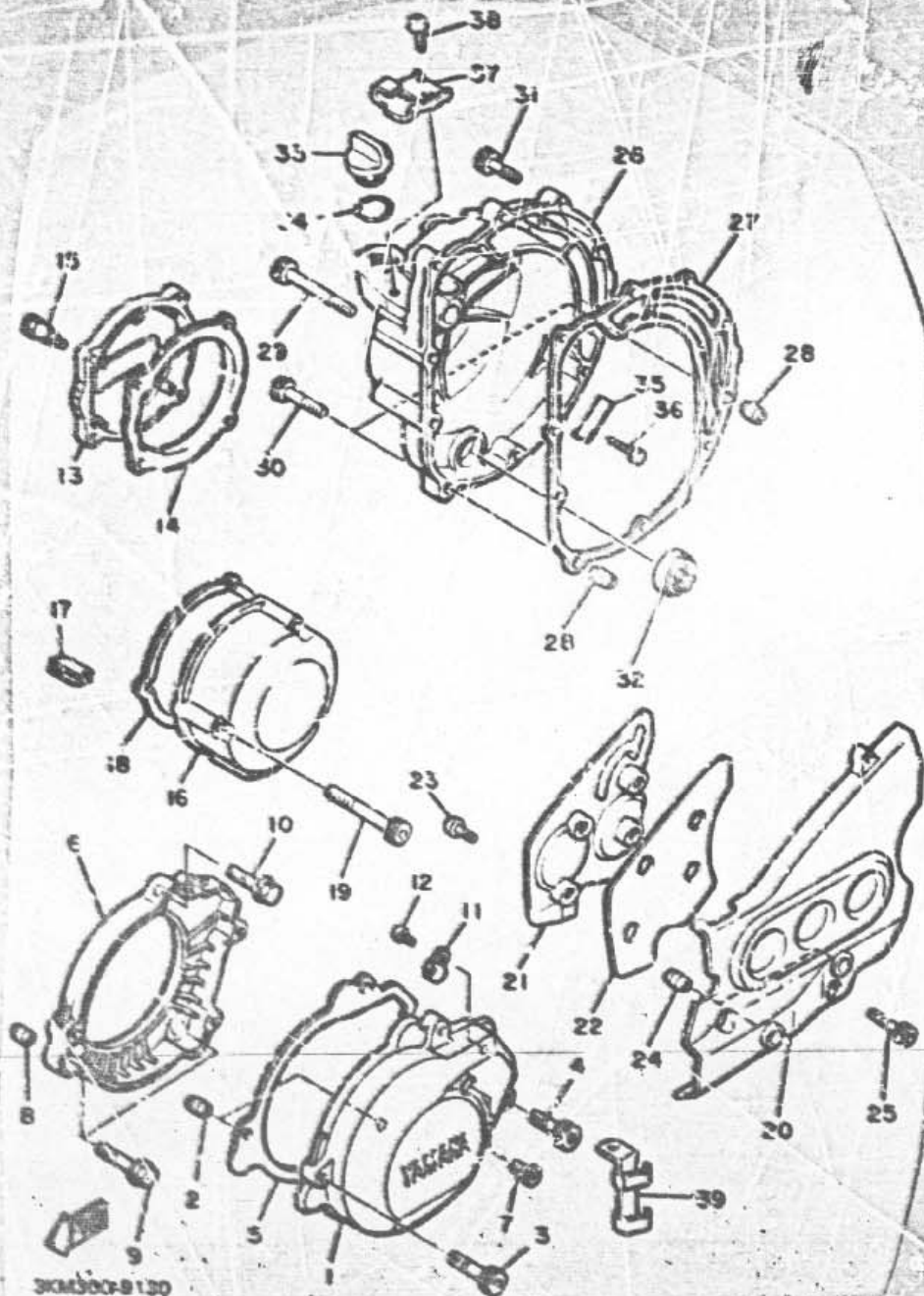


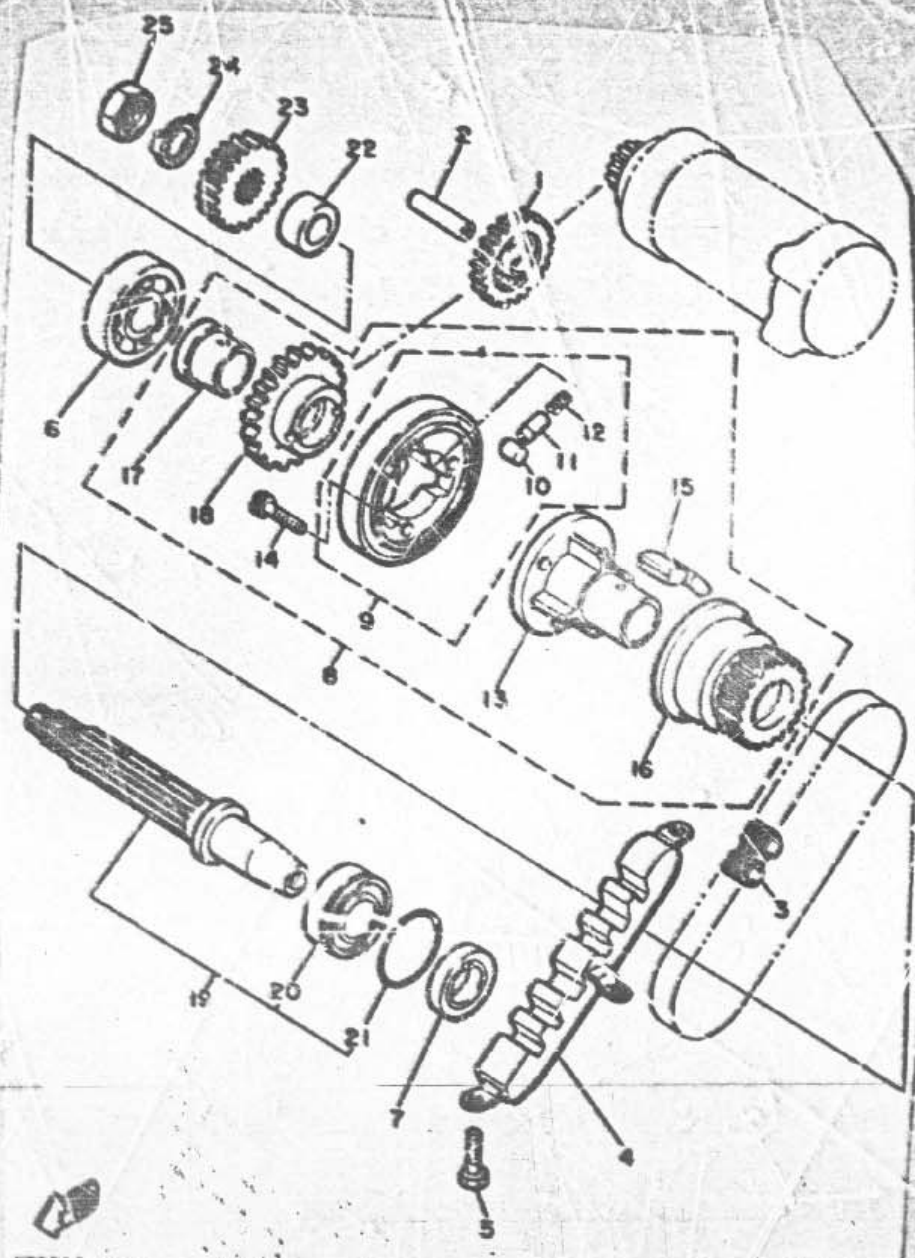
FIG. 13 CRANKCASE COVER 1

REF. NO.	PART NO.	DESCRIPTION	QTY	REMARKS
1	3KM-15415-00	COVER, generator	1	
2	99510-08012	PIN, dowel	2	
3	91316-01035	BOLT	2	
4	91316-06125	BOLT	2	
5	3KM-15451-00	GASKET, crankcase cover 1	1	
6	3KM-15425-00	COVER, generator 2	1	
7	80350-08125	PLUG, straight screw	1	
8	99510-10114	PIN, dowel	2	
9	90100-05578	BOLT, washer based	2	
10	90100-05579	BOLT, washer based	1	
11	90452-01157	CLAMP	1	
12	82512-08078	SCREW, pan head	1	
13	2AX-15421-00	COVER, oil pump 2	1	
14	33M-15428-00	RING, rubber	1	
15	33M-15451-10	BOLT 1	4	
16	2AX-15415-00	COVER, generator	1	
17	90451-13508	GROMMET	1	
18	24J-15435-00	GASKET 1	1	
19	91316-06070	BOLT	3	
20	33M-15411-02	COVER, crankcase 1	1	
21	33M-15427-00	COVER, cap 2	1	
22	33M-15457-00	GASKET	1	
23	99501-05408	SCREW, bin.	4	
24	99530-10014	PIN, dowel	2	
25	91316-08025	BOLT	3	
26	19A-15421-00	COVER, crankcase 2	1	
27	410-15451-01	GASKET, crankcase cover 2	1	
28	99510-10014	PIN, dowel	2	

FIG. 13. CRANKCASE COVER 1



REF. NO.	PART NO.	DESCRIPTION	QTY	REMARKS
29	91316-06070	BOLT	2	
30	91316-06040	BOLT	2	
31	10110-06138	BOLT, hexagon socket head	6	
32	3KM-15361-00	GAUGE, level	1	
33	2H9-15363-00	PLUG, oil	1	
34	93210-27778	O-RING	1	
35	49A-15412-00	PLATE, oil guide	1	
36	97021-08012	BOLT	2	
37	4V8-15441-00	HOLDER, clutch cable	1	
38	92506-08012	SCREW, pan head	1	
39	90465-08336	CLAMP	1	

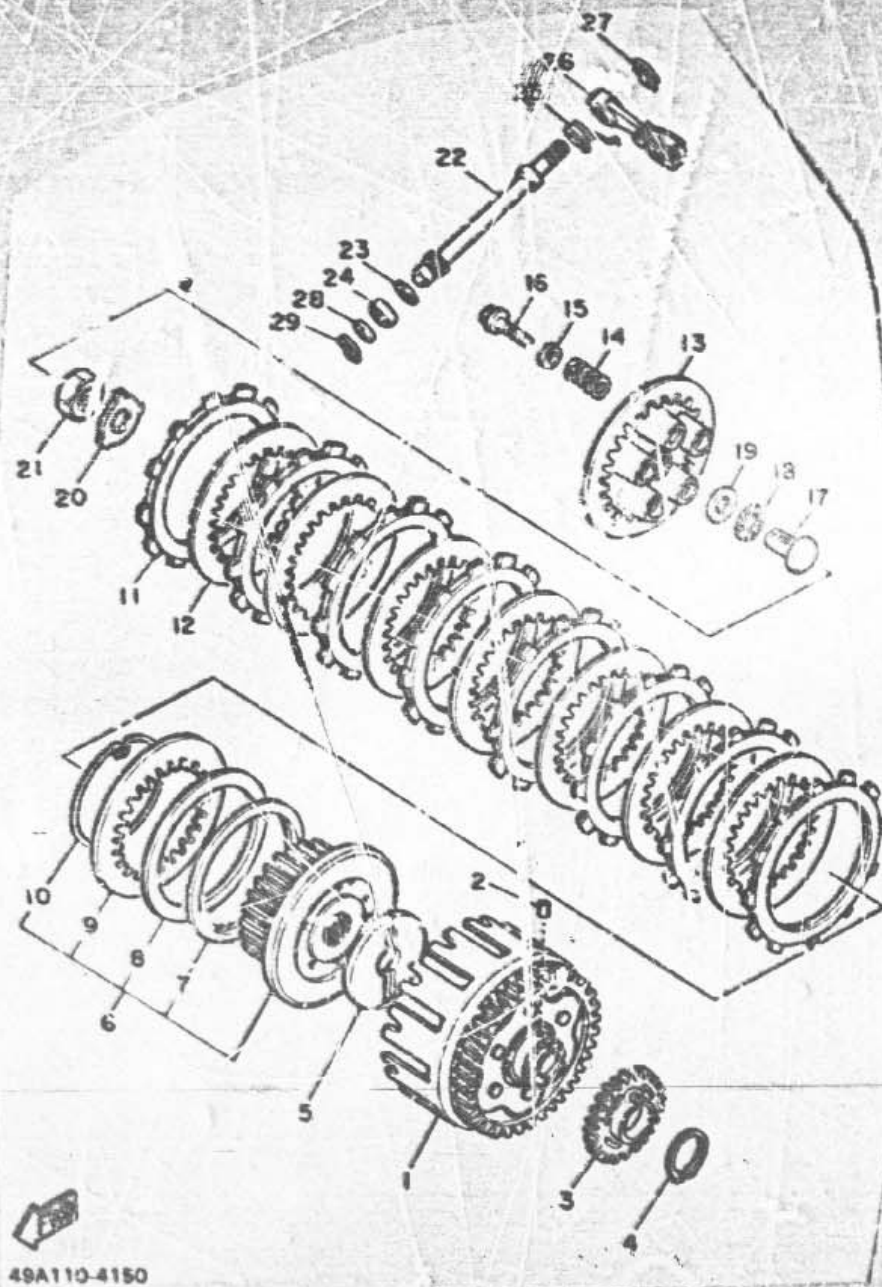


5F8352-1180

FIG. 14 STARTER CLUTCH

REF. NO.	PART NO.	DESCRIPTION	QTY	REMARKS
1	4G0-16512-00	GEAR, idler 1 (28T)	1	
2	4H7-16521-00	SHAFT 1	1	
3	4G0-16139-00	CHAIN, primary	1	
4	4G0-11474-00	GUIDE, upper	1	
5	97321-08014	BOLT	3	
6	93306-30526	BEARING (B6326)	1	
7	93102-25363	OIL SEAL	1	
8	4G0-16306-01	CLUTCH DAMPER ASSY	1	
9	4G0-16580-00	STARTER CLUTCH OUTER ASSY	1	
10	93615-12098	PIN, dowel	3	
11	1J7-16583-01	CAP, starter clutch spring	3	
12	90501-04623	SPRING, compression	3	
13	4G0-16524-01	WHEEL, starter	1	
14	91316-08014	BOLT	3	
15	4G0-16187-03	ABSORBER 1	4	
16	4G0-11537-00	GEAR, driven (22T)	1	
17	90357-268A1	COLLAR	1	
18	4G0-16517-00	GEAR, idler 2	1	
19	4G0-11406-00	SHAFT ASSY	1	
20	93306-30545	BEARING	1	
21	93210-47440	O-RING	1	
22	90387-210LD	COLLAR	1	
23	4U8-16111-00	GEAR, primary drive (28T)	1	
24	90215-19226	WASHER, lock	1	
25	90179-16319	NUT	1	

FIG. 15 CLUTCH

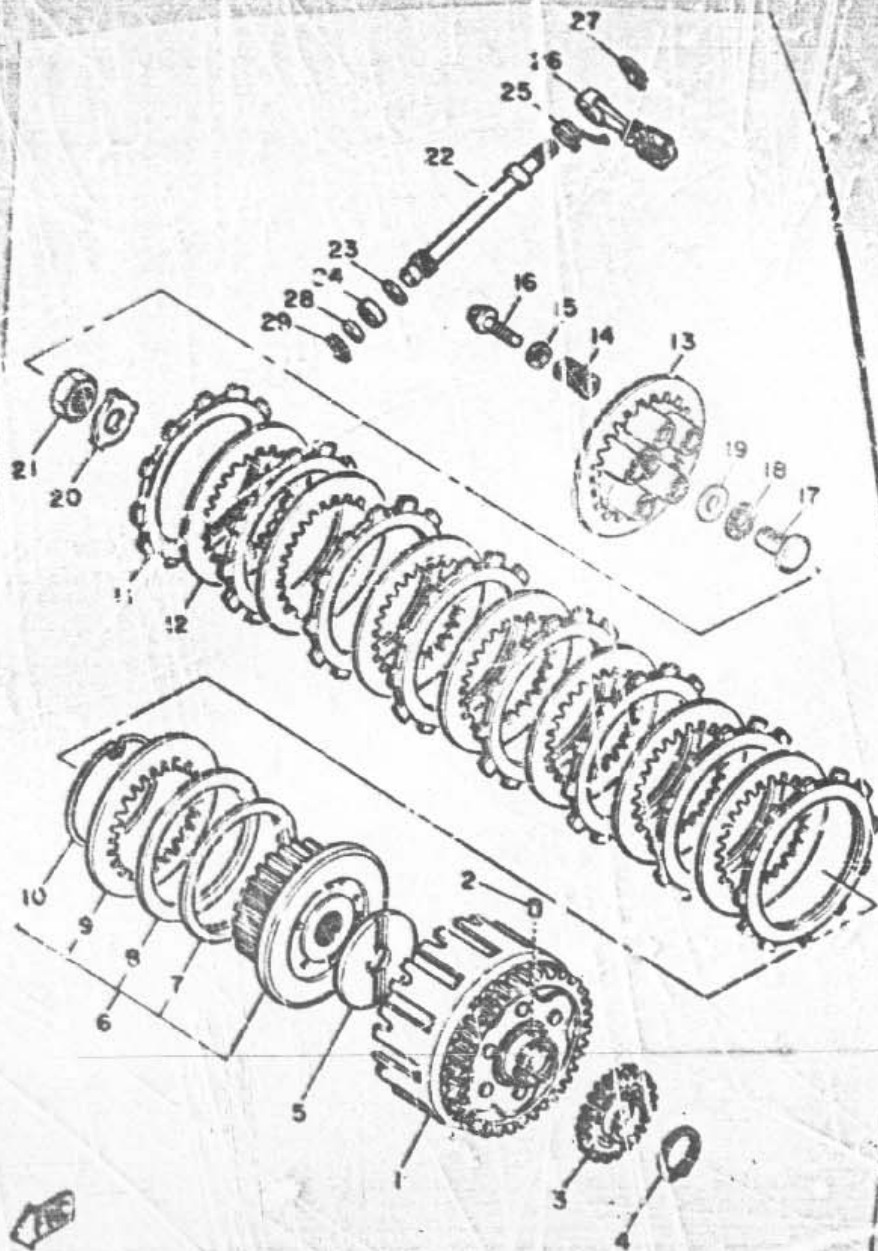


49A110-4150

REF NO.	PART NO.	DESCRIPTION	QTY	REMARKS
1	4U8-16170-01	PRIMARY DRIVEN GEAR COMP(65T)	1	
2	93606-10108	PIN, dowel	1	
3	4G0-13324-01	GEAR, drive (51T)	1	
4	03410-40069	CIRCLIP	1	
5	3*1-16154-00	PLATE, thrust 1	1	
6	4H7-16370-00	CLUTCH BOSS ASSY	1	
7	1J7-16384-00	PLATE, seat	1	
8	1J7-16383-01	SPRING, clutch boss	1	
9	108-16324-00	PLATE, clutch 1	1	
10	1J7-16315-00	RING, clutch boss	1	
11	4H7-16321-00	PLATE, friction	5	
12	1J7-16326-00	PLATE, clutch 2	7	
13	4H7-16351-00	PLATE, pressure 1	1	
14	90101-23391	SPRING, compression	5	
15	90201-081A5	WASHER, plate	5	
16	95811-08025	BOLT, flange	5	
17	4H7-16356-01	ROD, push 1	1	
18	93340-21505	BEARING	1	
19	90301-154E9	WASHER, plate	1	
20	90215-20231	WASHER, lock	1	
21	90170-20327	NUT	1	
22	4G0-13382-00	AXLE, push lever	1	
23	90201-12M34	WASHER, plate	1	
24	03102-12224	OIL SEAL	1	
25	10108-16453	SPRING, torsion	1	
26	4H0-16340-01	PUSH LEVER ASSY	1	
27	31001-09800	CIRCLIP	1	
28	91201-00572	WASHER, plate	1	
29				

FIG. 16 CLUTCH

REF. NO.	PART NO.	DESCRIPTION	QTY	REMARKS
29	99001-08600	CIRCLIP	1	



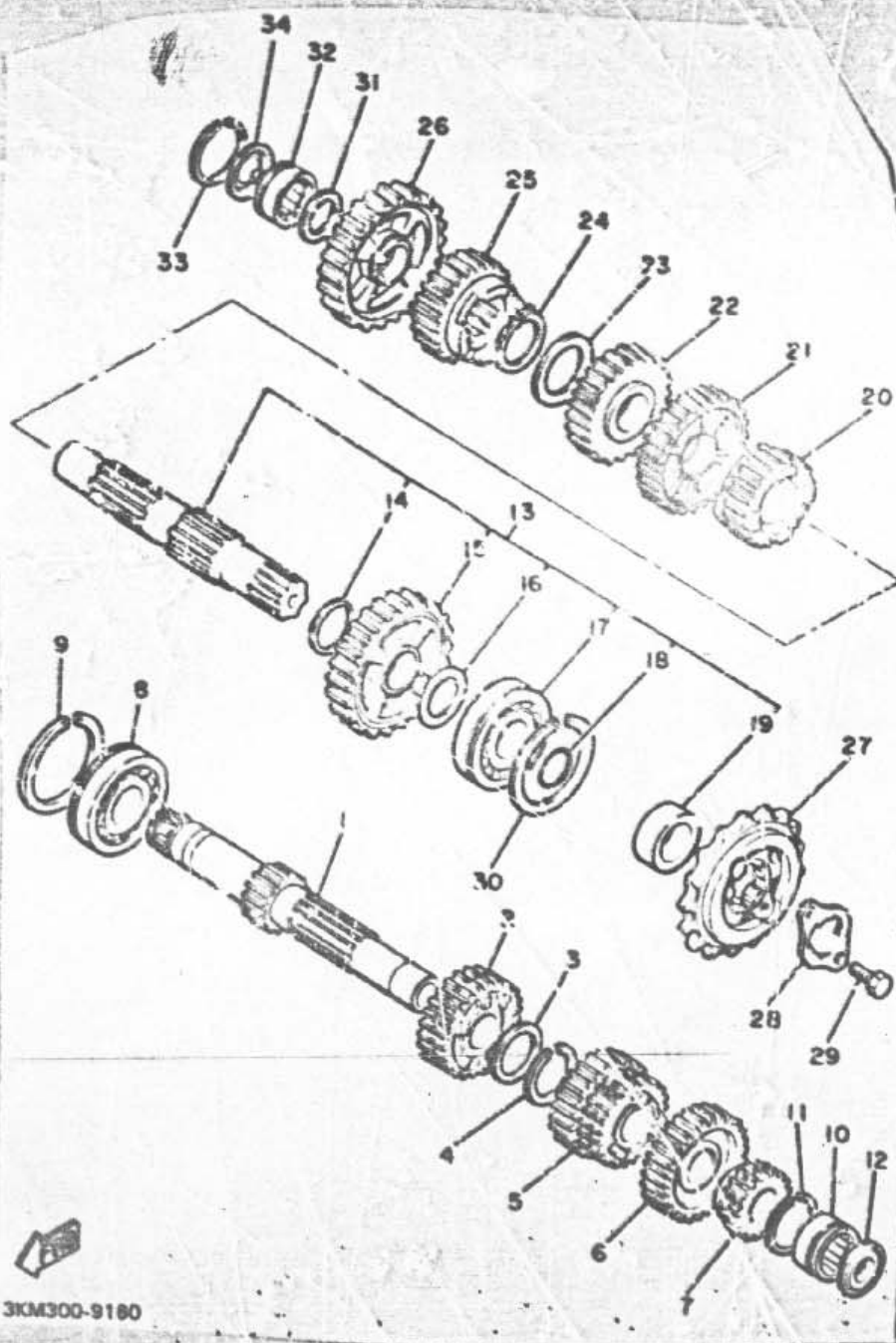
49A110-4150

FIG. 15 CLUTCH

REF. NO.	PART NO.	DESCRIPTION	QTY	REMARKS
1	4U8-16170-01	PRIMARY DRIVEN GEAR COMP (65T)	1	
2	63805-10106	PIK, dowel	1	
3	4G0-13323-01	GEAR, drive (51T)	1	
4	93410-40089	CIRCLIP	1	
5	1Y1-16154-00	PLATE, thrust 1	1	
6	4H7-16370-00	CLUTCH BOSS ASSY	1	
7	1J7-16384-00	PLATE, seat	1	
8	1J7-16383-01	SPRING, clutch boss	1	
9	168-16324-00	PLATE, clutch 1	1	
10	1J7-16385-00	RING, clutch boss	1	
11	4H7-16321-00	PLATE, friction	8	
12	371-16325-00	PLATE, clutch 2	7	
13	4H7-16351-00	PLATE, pressure 1	1	
14	90501-22301	SPRING, compression	5	
15	90158-05082	SCREW, with washer	5	
16	99001-08800	CIRCLIP	1	
17	4H7-16356-01	ROD, push 1	1	
18	83340-21505	BEARING	1	
19	90201-15429	WASHER, plate	1	
20	90215-20231	WASHER, lock	1	
21	90170-20377	NUT	1	
22	4G0-16387-00	AXLE, push lever	1	
23	90201-12434	WASHER, plate	1	
24	93102-12224	OIL SEAL	1	
25	90508-18459	SPRING, torsion	1	
26	4G0-13340-01	PUSH LEVER ASSY	1	
27	99301-08800	CIRCLIP	1	
28	90211-08572	WASHER, plate	1	

3KM332-0150

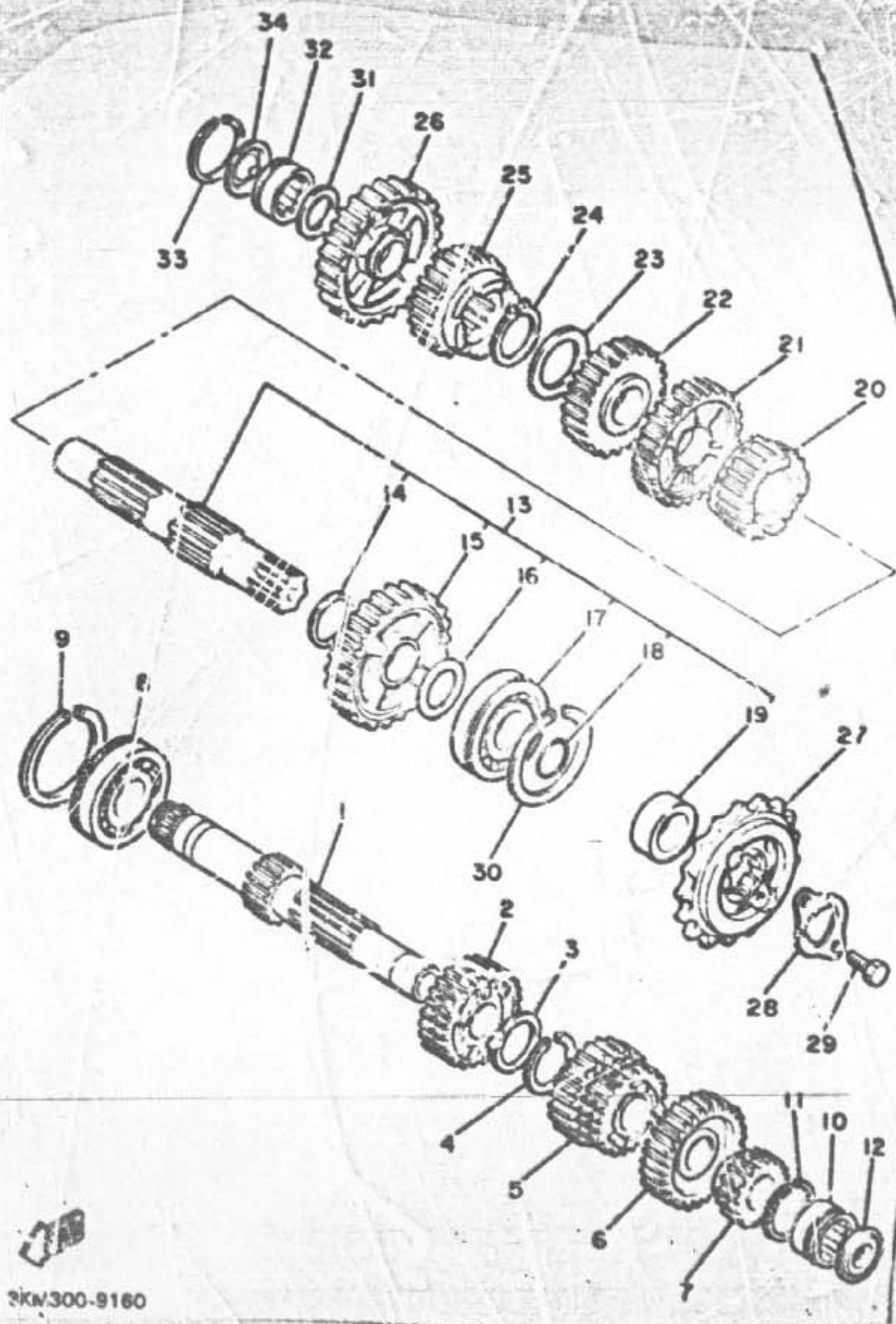
# FIG. 16 TRANSMISSION



31M300-9180

REF. NO.	PART NO.	DESCRIPTION	QTY	REMARKS
1	4G0-17411-00	AXLE, main (15T)	1	
2	4U8-17181-01	GEAR, 5th pinion (28T)	1	
3	90209-22181	WASHER	1	
4	93440-25084	CIRCLIP	1	
5	4U8-17131-09	GEAR, 2nd/4th pinion (22/26T)	1	
6	4U8-17181-00	GEAR, 5th pinion (30T)	1	
7	4U8-17121-01	GEAR, 2nd pinion	1	
8	93306-30530	BEARING (F105NC3)	1	
9	278-17424-01	CIRCLIP 1	1	
10	93311-42045	BEARING (20NG3315NE)	1	
11	278-17425-00	CIRCLIP 2	1	
12	4G0-17433-01	NOZZLE	1	
13	4G0-17402-01	DRIVE AXLE ASSY	1	
14	90201-273A9	WASHER, plate	1	
15	4G0-17221-00	GEAR, 2nd wheel (37T)	1	
16	4A0-17216-00-10	SHIM (1.0T)	1	
17	93306-30528	BEARING (B8305Z)	1	
18	93210-22288	O-RING	1	
19	90367-257A3	COLLAR	1	
20	4G0-17351-01	GEAR, 6th wheel (27T)	1	
21	4G0-17231-00	GEAR, 3rd wheel (34T)	1	
22	4G0-17241-00	GEAR, 4th wheel (31T)	1	
23	90209-22181	WASHER	1	
24	93440-25084	CIRCLIP	1	
25	12R-17251-00	GEAR, 5th wheel (29T)	1	
26	4G0-17211-00	GEAR, 1st wheel (41T)	1	
27	49A-17480-00	SPROCKET, drive 16 (49A1748161)	1	
28	3Y1-17458-00	HOLDER, sprocket	1	

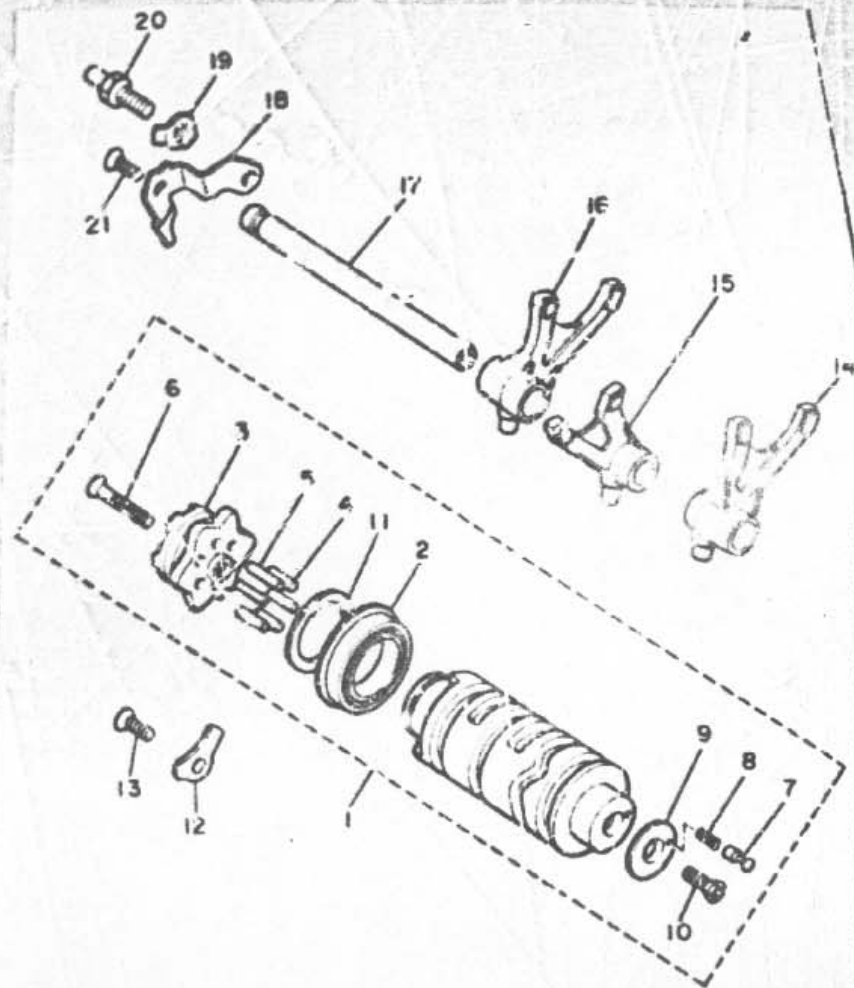
FIG. 16 TRANSMISSION



REF. NO.	PART NO.	DESCRIPTION	QTY	REMARKS
29	07022-06012	BOLT	2	
30	278-17424-01	CIRCLIP 1	1	
31	90201-20276	WASHER, plate (1.0T)	1	
32	93*11-42045	BEARING (20NG3316NE)	1	
33	278-17425-00	CIRCLIP 2	1	
34	430-17434-01	NOZZLE	1	

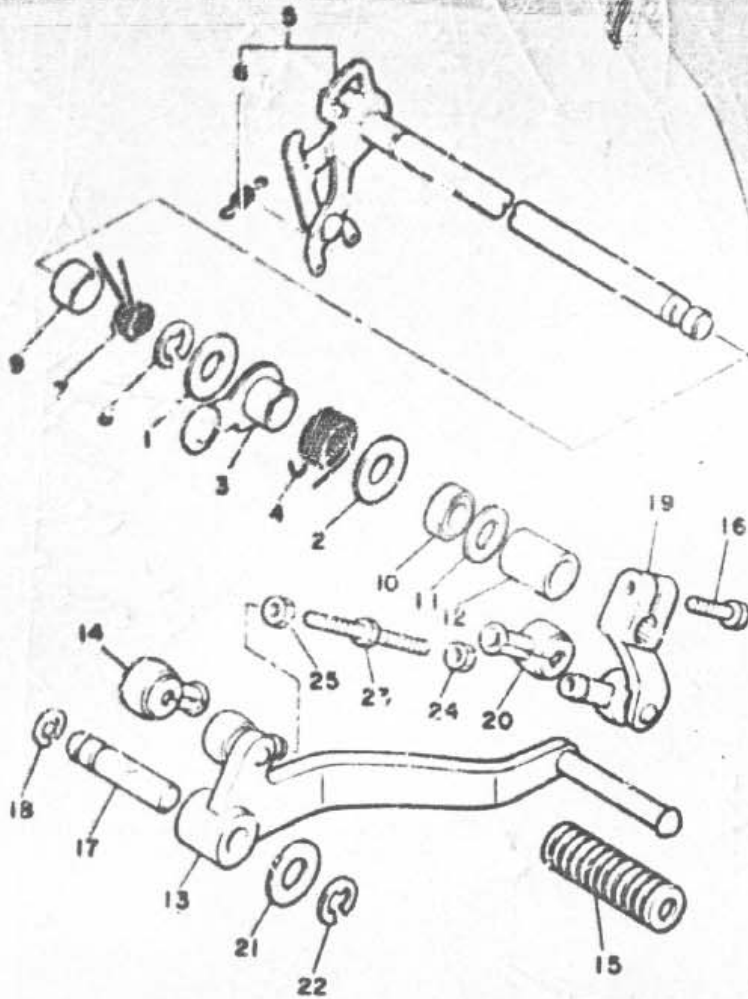
FIG. 17 SHIFT CAM &amp; FORK

REF. NO.	PART NO.	DESCRIPTION	QTY	REMARKS
1	49A-18510-00	SHIFT CAM ASSY	1	
2	93308-90501	BEARING	1	
3	49A-18185-00	SEGMENT	1	
4	93604-10011	PIN, dowel	1	
5	93604-16082	PIN, dowel	5	
6	50215-08013	SCREW, countersunk	1	
7	278-18542-00	POINT, neutral	1	
8	90501-08022	SPRING, compression	1	
9	278-18566-00	PLATE, side 2	1	
10	98701-06016	SCREW, flat head	1	
11	117-15644-00	SHIM	1	
12	49A-16383-00	PLATE, bearing cover	1	
13	92701-C9012	SCREW, flat head	1	
14	49A-18511-00	FORK, shift 1	1	
15	49A-18512-00	FORK, shift 2	1	
16	49A-18513-00	FORK, shift 3	1	
17	4G0-18531-00	BAR, shift fork guide 1	1	
18	49A-18536-00	STOPPER, shift bar	1	
19	50215-08240	WASHER, lock	1	
20	4G0-18127-00	STOPPER, screw	1	
21	92701-06015	SCREW, flat head	1	



49A110-4170

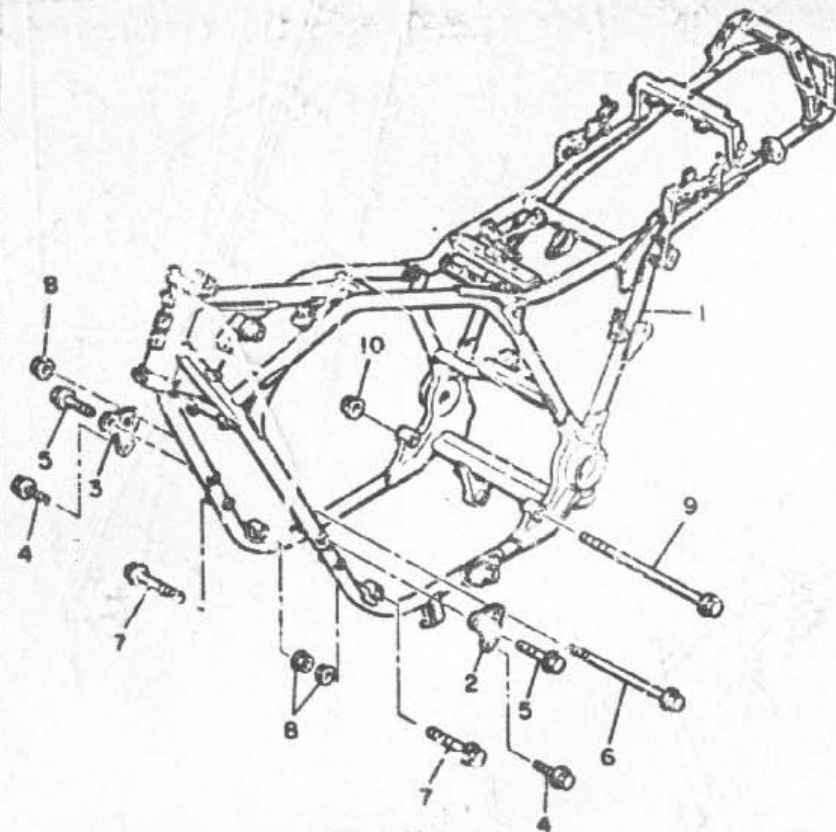
FIG. 18 SHIFTER



REF. NO.	PART NO.	DESCRIPTION	QTY	REMARKS
1	90201-12588	WASHER, plate	1	
2	90701-123K8	WASHER, plate	1	
3	4G0-18140-00	STOPPER LEVER ASSY	1	
4	90503-29840	SPRING, torsion	1	
5	4G0-18120-00	SHIFT LEVER ASSY	1	
6	90508-08227	SPRING, tension	1	
7	90508-32534	SPRING, torsion	1	
8	89001-10800	CIRCLIP	1	
9	90387-124F4	COLLAR	1	
10	93102-12106	GIL SEAL (SD 12-22-5 HS)	1	
11	90201-12575	WASHER, plate	1	
12	90387-125A8	COLLAR	1	
13	4G0-18111-00	PEDAL, shift	1	
14	2H9-18104-00	COVER, dust	1	
15	132-18113-01	COVER, shift pedal	1	
16	91321-06020	BOLT	1	
17	4K0-18197-00	SHAFT	1	
18	93440-12086	CIRCLIP	1	
19	2H9-W1812-00	ARM, shift pedal	1	
20	2H9-18154-00	COVER, dust	1	
21	90201-124E4	WASHER, plate	1	
22	89001-10800	CIRCLIP	1	
23	4K0-18115-00	ROD, shift	1	
24	55303-06700	NUT	1	
25	90170-06228	NUT	1	

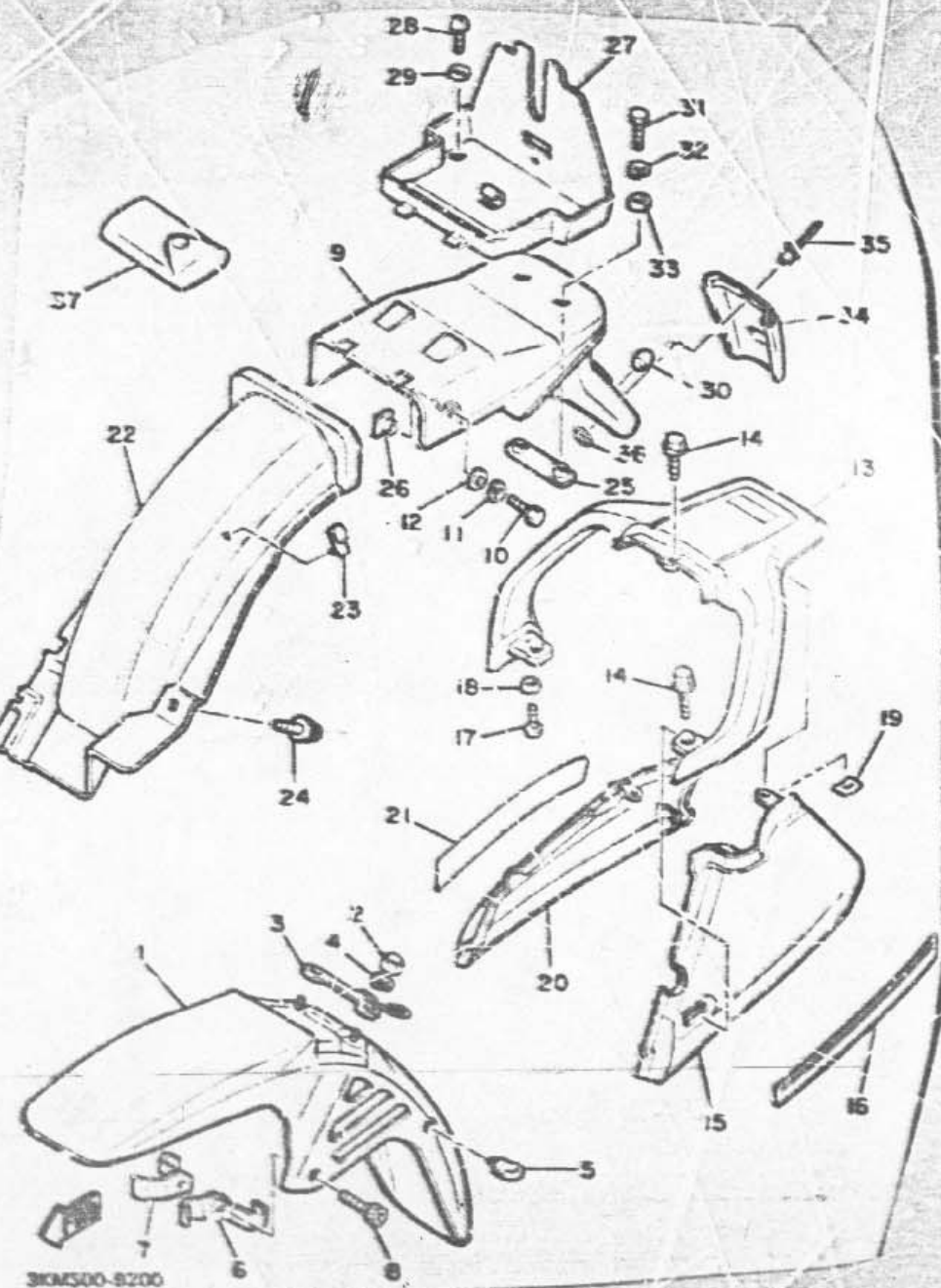
FIG. 19 FRAME

REF. NO.	PART NO.	DESCRIPTION	QTY	REMARKS
1	3KM-21110-00-33	FRAME COMP.	1	YAMAHA BLACK
2	33M-21316-00	STAY, engine 2	1	
3	33M-21316-00	STAY, engine 3	1	
4	90105-08155	BOLT, washer based	2	
5	95821-08020	BOLT, flange	2	
6	90105-10401	BOLT, washer based	1	
7	90105-10170	BOLT, washer based	2	
8	90179-10247	NUT	3	
9	90105-12171	BOLT, washer based	1	
10	90179-12421	NUT	1	



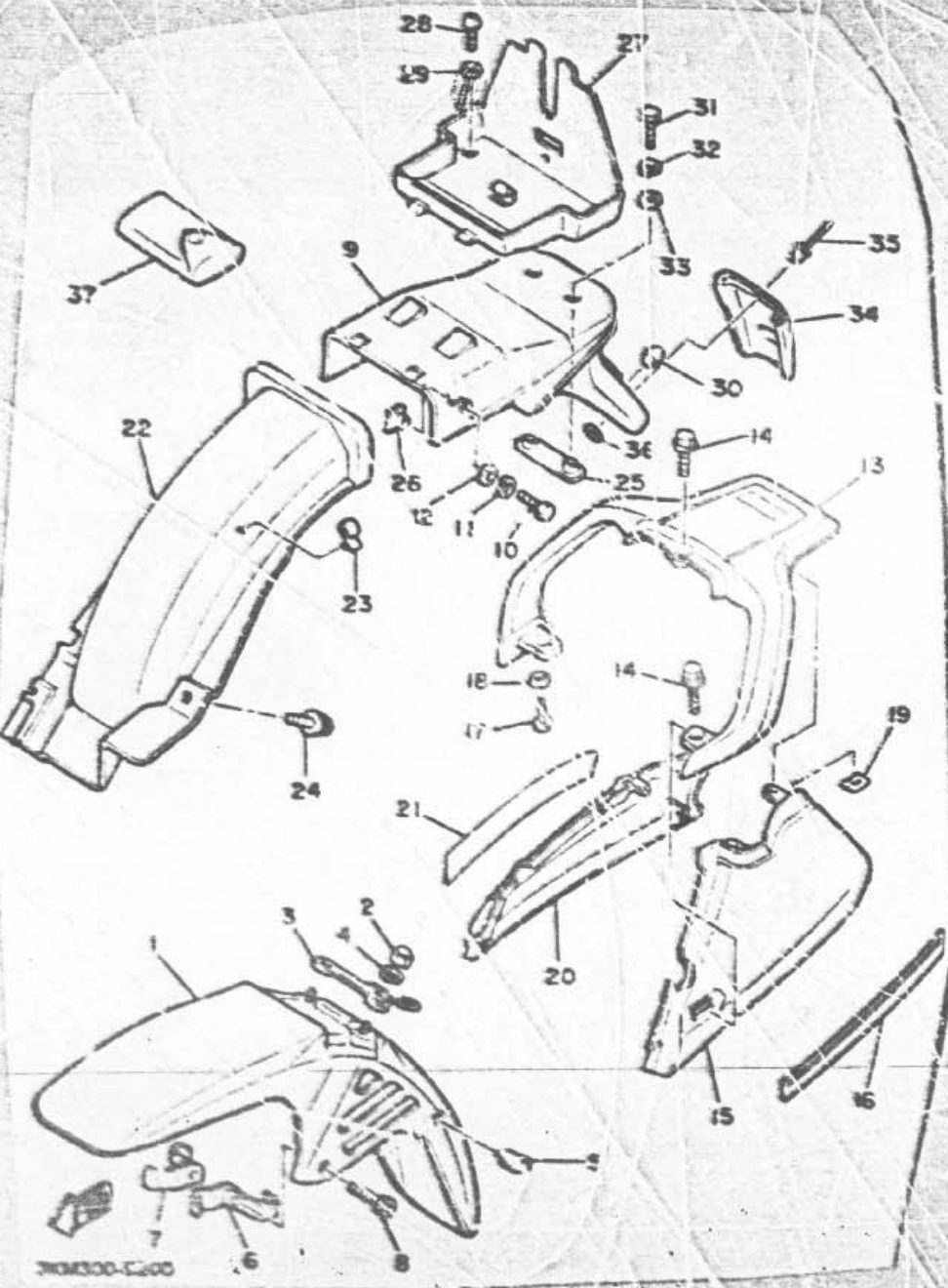
3KM300-9190

FIG. 20 FENDER



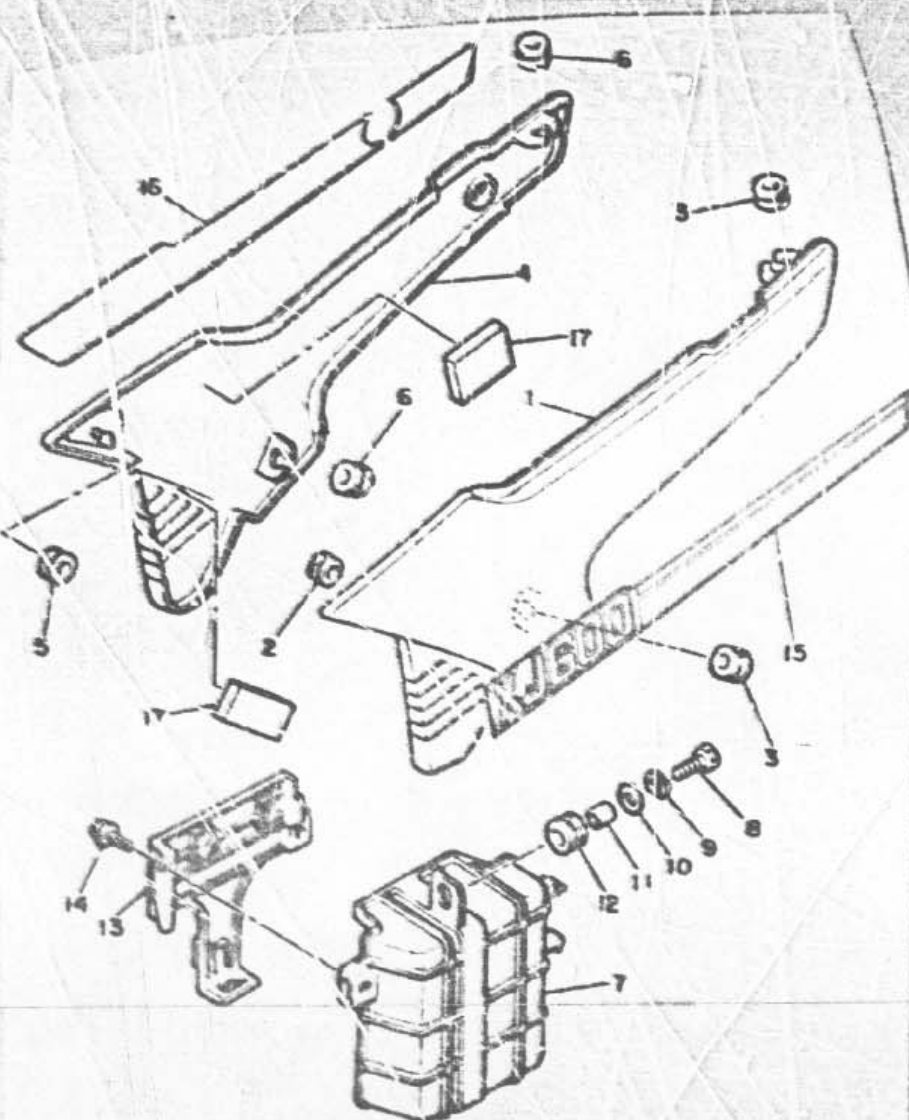
REF. NO.	PART NO.	DESCRIPTION	QTY	REMARKS
1	33M-21510-00-GE	FRONT FENDER COMP.	1	UR SILKY WHITE
	33CS-21510-00-LG	FRONT FENDER COMP.	1	UR APPLE RED
2	95303-06800	NUT, crown	2	
3	3NG-21592-00	HOLDER	1	
4	92990-06100	WASHER, spring	2	
6	1AB-21518-00	HOLDER, cable	1	
6	33M-21523-00	PLATE 1	1	
7	33M-21524-00	PLATE 2	1	
8	91311-00025	BOLT	2	
9	33M-21611-00	FENDER, rear	1	
10	97002-06016	BOLT	2	
11	92990-06100	WASHER, spring	2	
12	92990-06800	WASHER, plate	2	
13	33M-21663-00	STAY, rear	1	
14	95621-00320	BOLT, fender	3	
15	33M-21634-00-GE	COVER, rear fender 1	1	UR SILKY WHITE
	33M-21634-00-LG	COVER, rear fender 1	1	UR APPLE RED
16	3KM-21661-00	GRAPHIC, r.fender cover (L.H.)	1	UR FOR SW
	51J-21661-50	GRAPHIC, r.fender cover (L.H.)	1	UR FOR ARG
17	98501-06012	SCREW, pan head	2	
18	95201-07029	WASHER, plate	2	
19	90163-06011	NUT, spring	2	
20	33M-21635-00-GE	COVER, rear fender 2	1	UR SILKY WHITE
	33M-21635-00-LG	COVER, rear fender 2	1	UR APPLE RED
21	3KM-21662-00	GRAPHIC, r.fender cover (R.H.)	1	UR FOR SW
	51J-21662-70	GRAPHIC, r.fender cover (R.H.)	1	UR FOR ARG
22	33M-21674-00	GUARD, mud	1	
23	90164-07021	CLAMP	1	

FIG 20 FENDER



REF. NO.	PART NO.	DESCRIPTION	QTY	REMARKS
24	30119-06108	BOLT, with washer	1	
25	33M-21635-00	NUT, rear fender	1	
26	33M-21635-00	NUT	2	
27	33M-21635-00	BOLT COMP.	1	
28	92501-06012	SCREW, pan head	2	
29	92590-06600	WASHER, plate	2	
30	548-21638-00	DAMPEN 2	2	
31	97313-06016	BOLT	2	
32	92590-06100	WASHER, spring	2	
33	92501-06600	WASHER, plate	2	
34	513-21621-00	FLAP	1	
35	90207-40076	RIVET, blind	3	
36	90201-041A2	WASHER, plate	3	
37	3K1A-28100-00	TOOL KIT	1	

FIG. 21 SIDE COVER



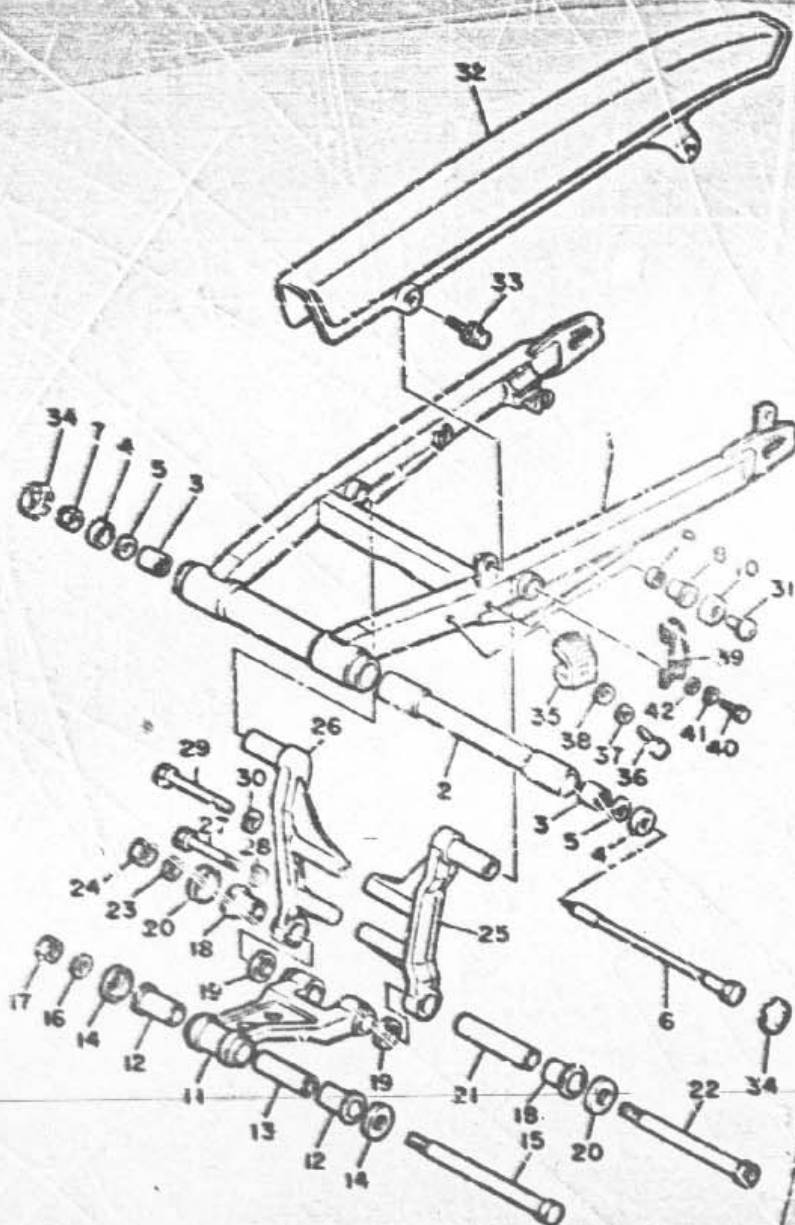
REF. NO.	PART NO.	DESCRIPTION	QTY	REMARKS
1	33M-21711-00-GE	COVER, side 1	1	UR SILKY WHITE
	33M-21711-00-LG	COVER, side 1	1	UR APPLE RED
2	90480-01401	GROMMET	1	
3	90480-12053	GROMMET	2	
4	33M-21721-00-GE	COVER, side 2	1	UR SILKY WHITE
	33M-21721-00-LG	COVER, side 2	1	UR APPLE RED
5	90480-01401	GROMMET	1	
6	90480-12053	GROMMET	2	
7	33M-21177-00	BOX COMP.	1	
8	57001-58025	BOLT	3	
9	92970-06100	WASHER, spring	3	
10	90301-052	WASHER, plate	3	
11	90381-080A7	COLLAR	3	
12	90480-16233	GROMMET	3	
13	33M-25166-00	LID	1	
14	90165-06030	SCREW, with washer	2	
15	33M-2173E-00	GRAPHIC 1	1	UR FOR SW
	51J-2173E-00	GRAPHIC 1	1	UR FOR ARE
16	33M-2174L-00	GRAPHIC SET 2	1	1/R FOR SW
	51J-2173F-00	GRAPHIC 2	1	UR FOR ARE
17	5G7-52121-00	BAD, battery	2	



FIG. 22 REAR ARM

REF. NO.	PART NO.	DESCRIPTION	QTY	REMARKS
1	33M-Z1110-00-35	REAR ARM COMP.	1	SILVER
2	33W-22184-00	W/S	1	
3	93221-32403	BEV. RING	2	
4	4X7-22128-00	COVER, thrust 2	2	
5	90201-24418	WASHER, plate (1.95T)	2	
6	33M-22141-49	SHAFT, pivot	1	
7	90185-14070	NUT, self-locking	1	
8	90756-18135	BUSH	2	
9	53109-18020	OIL SEAL	2	
10	33M-22128-79	COVER, thrust 1	2	
11	33M-Z117A-00-35	ARM, main	1	SILVER
12	90385-11118	BUSH	2	
13	90387-T23J0	COLLAR	1	
14	26H-Z129-50	COVER, thrust 2	2	
15	90101-12551	BOLT	1	
16	90201-12535	WASHER, plate	1	
17	95811-12100	NUT, u	1	
18	90386-20134	BUSH	2	
19	53109-20029	OIL SEAL	2	
20	26H-22128-00	COVER, thrust 1	2	
21	90387-140H4	COLLAR	1	
22	90701-14585	BOLT	1	
22	92902-14000	WASHER, spring	1	
24	95802-14100	NUT, u	1	
25	33M-2217M-02	ARM 1	1	
26	33M-2217M-02	ARM 2	1	
27	97021-08290	BOLT	1	
28	92902-08100	WASHER, spring	1	

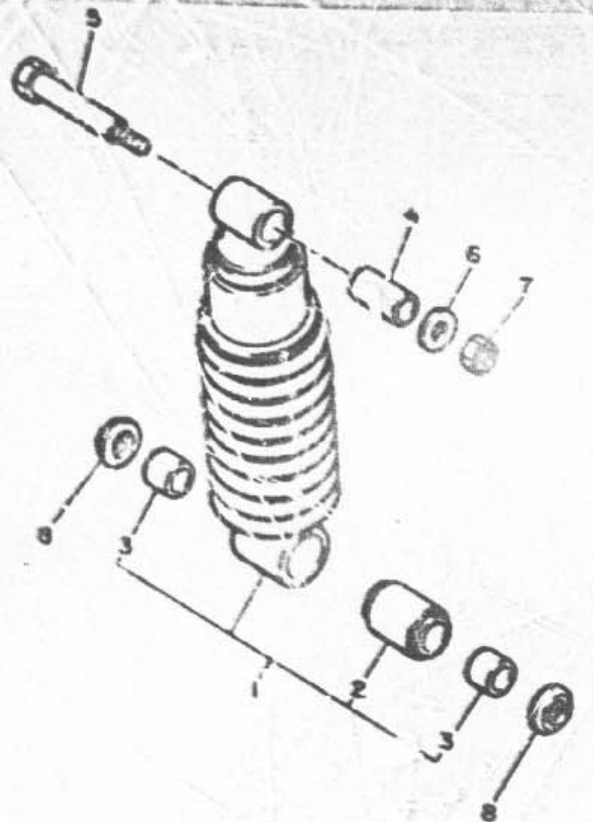
FIG. 22 REAR ARM



REF. NO.	PART NO.	DESCRIPTION	QTY	REMARKS
28	97021-08080	BOLT	1	
30	92990-09100	WASHER, spring	1	
31	90109-16762	BOLT	2	
32	33M-22311-01	CASE, chain	1	
33	14116-06108	BOLT, with washer	2	
34	33M-2216X-00	COVER	2	
35	33M-27151-00	SEAL, guard	1	
36	97313-06016	BOLT	1	
37	92930-06167	WASHER, spring	1	
38	90201-06067	WASHER, plate	1	
39	3KM-25875-80	HOLDER, brake hose 1	1	
40	97003-06012	BOLT	1	
41	92990-06100	WASHER, spring	1	
42	92990-06600	WASHER, plate	1	

3KM300-9220

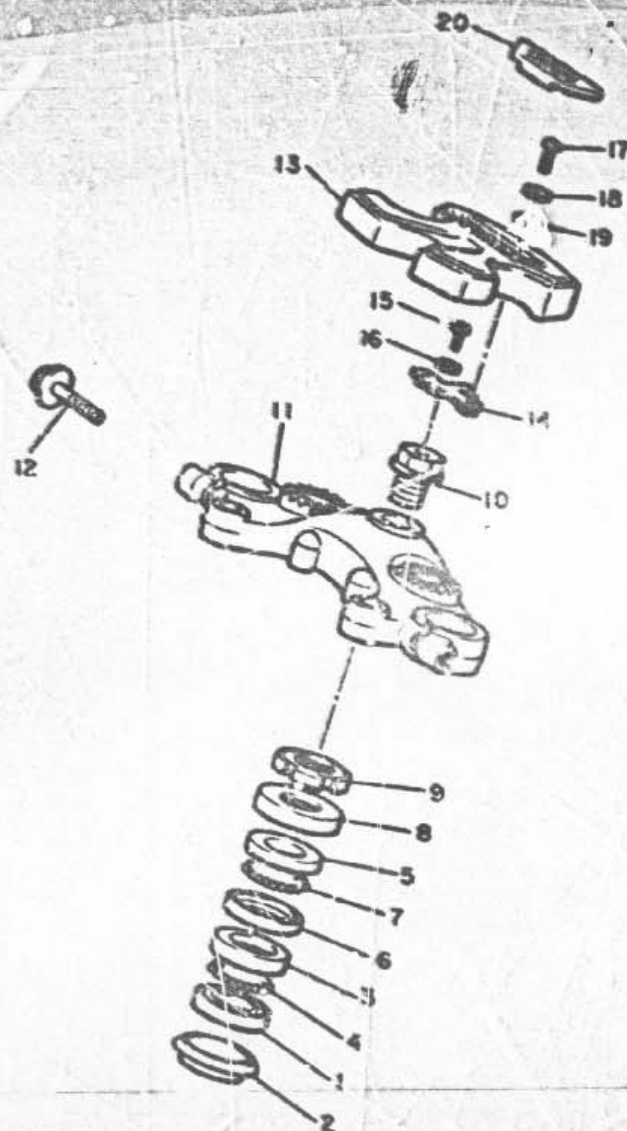
FIG. 23 REAR SUSPENSION



REF. NO.	PART NO.	DESCRIPTION	QTY	REMARKS
1	3106-12210-00	SHOCK ABSORBER ASSY, rear	1	
2	29L-2217H-00	COVER, dust	1	
3	60380-31123	BUSH, solid	2	
4	50387-12472	COLLAR	1	
5	90109-10584	BOLT	1	
6	90201-10263	WASHER, plate	1	
7	95802-10107	NUT, w	1	
8	29L-2217H-00	COVER, dust	2	

301300-8230

FIG. 24 STEERING



REF. NO.	PART NO.	DESCRIPTION	QTY	REMARKS
1	17A-23411-00	RACE, ball 1	1	
2	184-23482-00	SEAL, steering	1	
3	156-23412-00	RACE, ball 2	1	
4	93501-04011	BALL	19	
5	183-23411-0L	RACE, ball 1	1	
6	183-23412-00	RACE, ball 2	1	
7	93501-04011	BALL	19	
8	4K0-23415-00	COVER, (ball race 1	1	
9	90175-75495	NUT	1	
10	50109-14932	BOLT	1	
11	3KM-23435-0C-98	CROWN, handle	1	LOW GLOSS BLA
12	95026-08043	BOLT, flange	2	
13	51J-26213-C0	COVER, upper	1	
14	51J-26129-00	WASHER	1	
15	92501-08012	SCREW, pan head	1	
16	92560-08100	WASHER, spring	1	
17	92502-08016	SCREW, pan head	2	
18	92590-08100	WASHER, spring	2	
19	92590-08500	WASHER, plate	2	
20	31A-26216-00	CAP, handlebar cover	1	



3KM300-9240

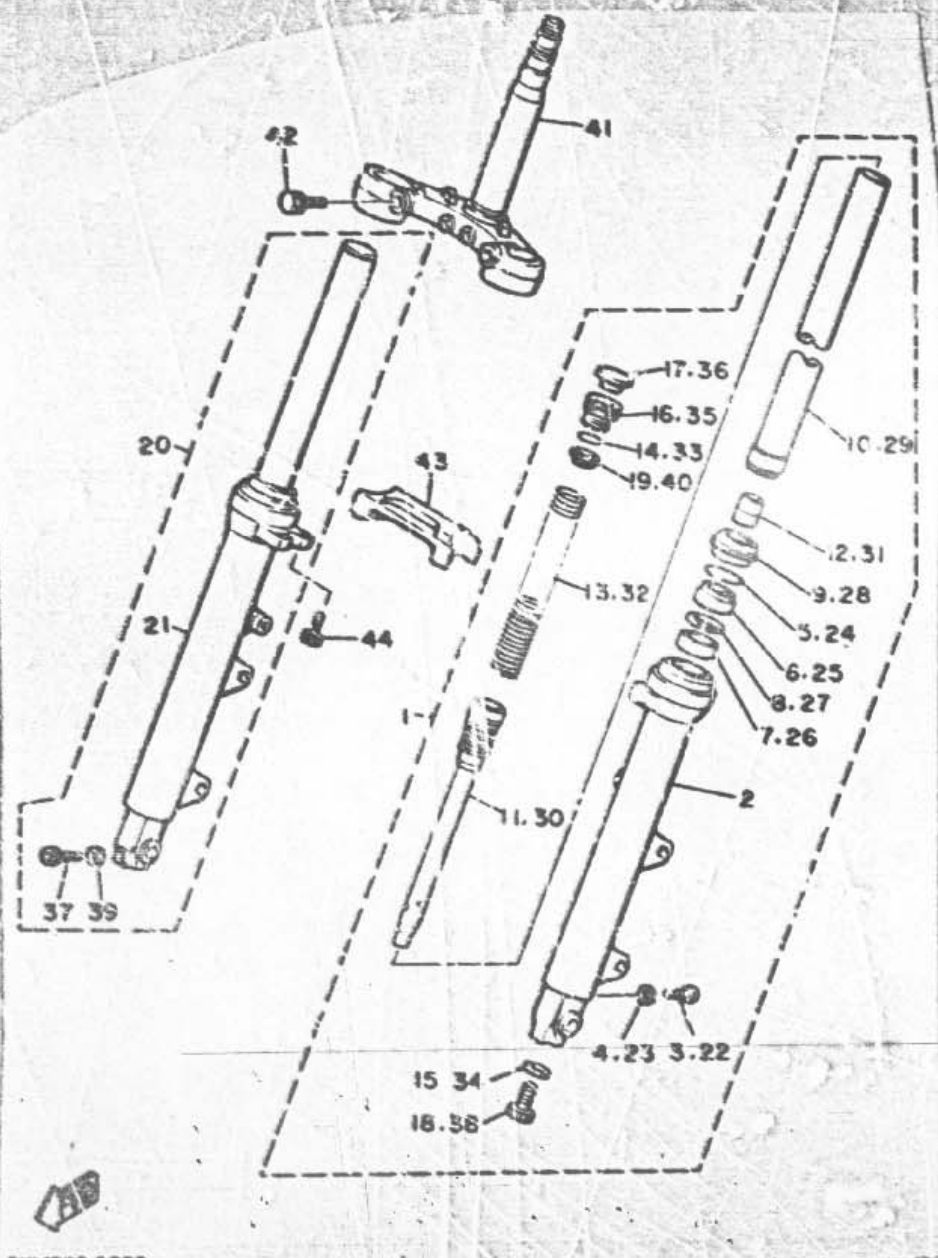
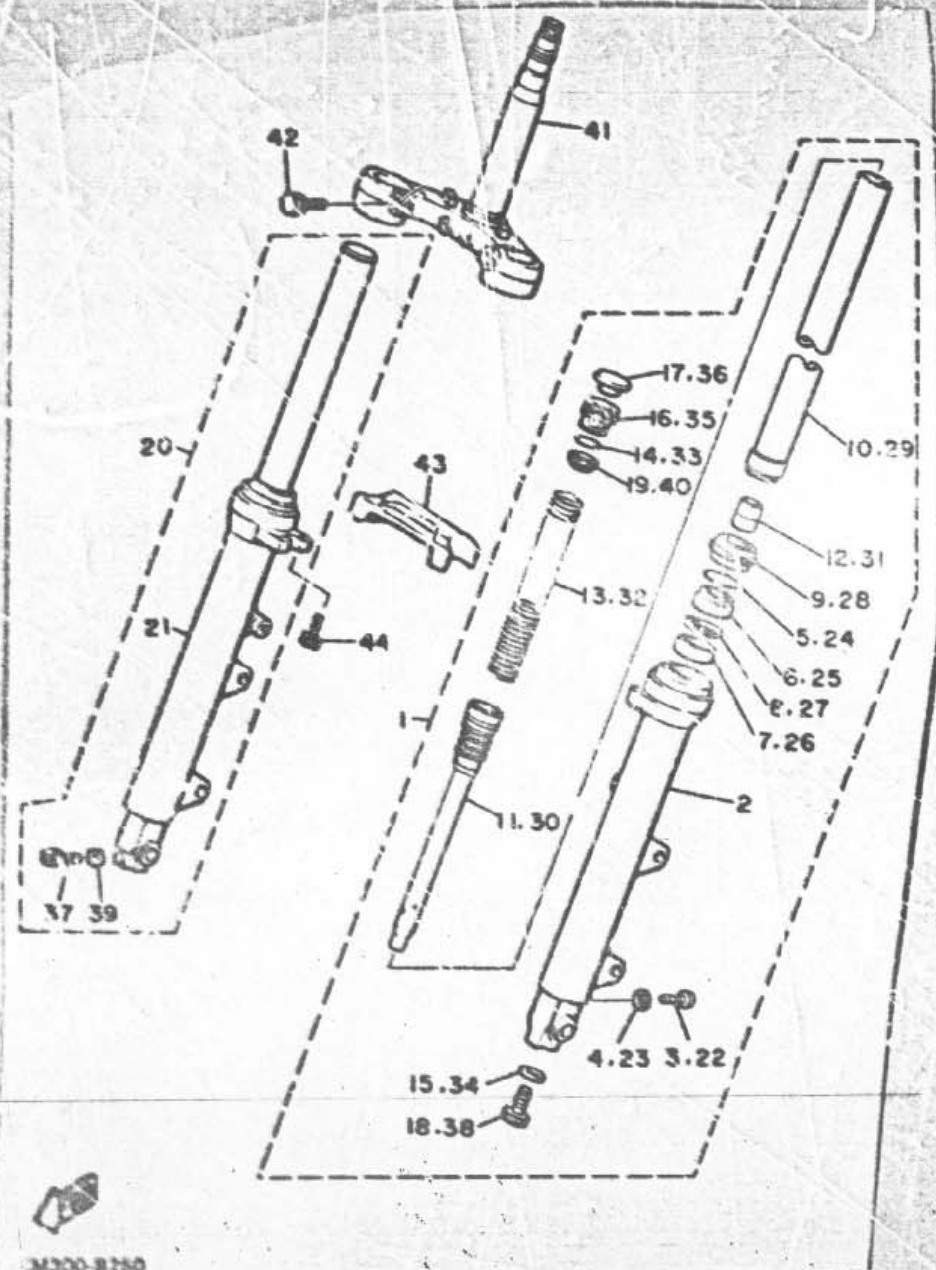


FIG. 25 FRONT FORK

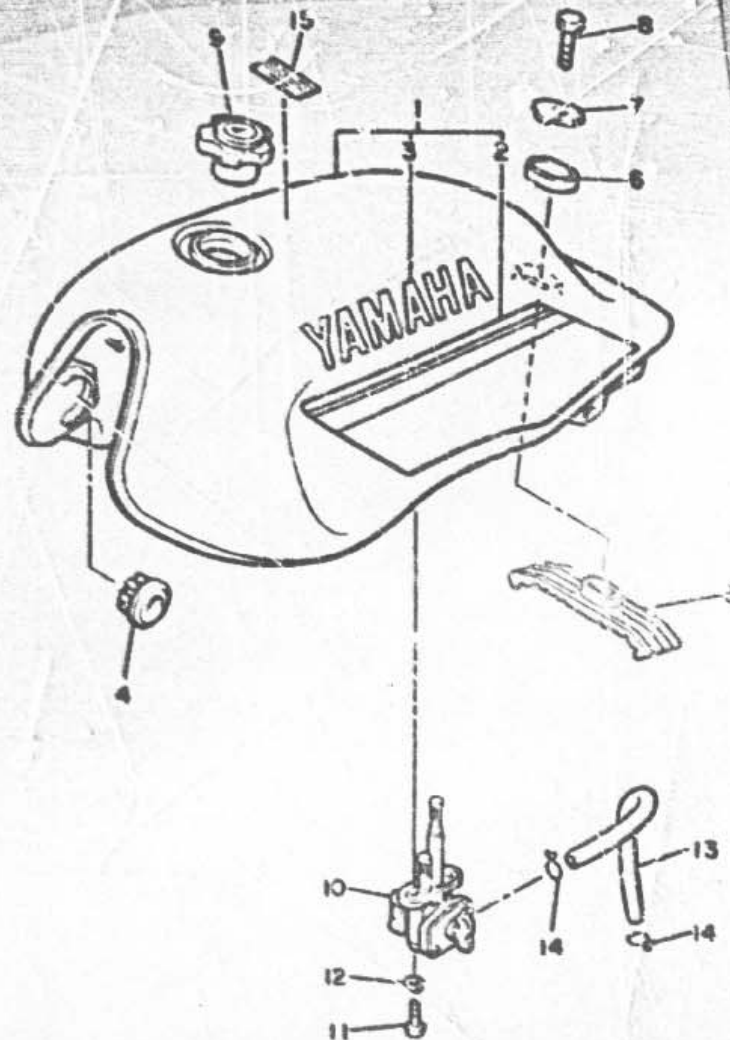
REF. NO.	PART NO.	DESCRIPTION	QTY	REMARKS
1	3KM-23102-00	FRONT FORK ASSY (L.H.)	1	
2	3KM-23121-00	TUBE, outer 1	1	
3	4H7-23119-00	PLUG, drain	1	
4	122-23129-00	GASKET, drain plug	1	
5	4A1-23156-00	CLIP, oil seal	1	
6	49A-23145-00	OIL SEAL	1	
7	30X-23125-00	METAL, slide 1	1	
8	5K5-23149-00	WASHER, spring upper	1	
9	33M-23144-00	SEAL, dust	1	
10	3KM-23110-00	INNER TUBE COMP.1	1	
11	49A-23179-00	CYLINDER COMP., front fork	1	
12	3R3-23173-L0	SPINDLE, lower	1	
13	49A-23141-00	SPRING, front fork	1	
14	1W1-23114-L0	GASKET	1	
15	509-23113-L0	GASKET	1	
16	3KM-23111-00	BOLT, cap	1	
17	26H-23180-00	CAP, front fork	1	
18	278-23191-50	BOLT, hexagon socket head	1	
19	1W1-23142-L0	SEAT, spring upper	1	
20	3KM-23103-00	FRONT FORK ASSY (R.H.)	1	
21	3KM-23135-00	TUBE, outer 2	1	
22	4H7-23119-00	PLUG, drain	1	
23	122-23129-00	GASKET, drain plug	1	
24	4A1-23156-00	CLIP, oil seal	1	
25	49A-23145-00	OIL SEAL	1	
26	30X-23125-00	METAL, slide 1	1	
27	5K5-23149-00	WASHER, spring upper	1	
28	33M-23144-00	SEAL, dust	1	

FIG. 25 FRONT FORK



REF. NO.	PART NO.	DESCRIPTION	QTY	REMARKS
20	3KM-23110-00	INNER TUBE COMP.1	1	
30	4SA-23170-00	CYLINDER COMP., front fork	1	
31	3R6-23173-L0	SPINDLE, taper	1	
32	4SA-23141-00	SPRING, front fork	1	
33	1W1-23114-L0	GASKET	1	
34	509-23158-L0	GASKET	1	
36	3KM-23111-00	BOLT cap	1	
36	26N-23163-00	CAP, front fork	1	
37	1WG-23128-00	BOLT, side holder	1	
38	278-23181-50	BOLT, hexagon socket head	1	
39	90201-08085	WASHER, plate	1	
40	1W1-23142-L0	SEAT, spring upper	1	
41	4SA-23040-00	UNDER BRACKET COMP.	1	
42	4G0-23346-00	BOLT 1	2	
43	3KM-2313A-00	BRACE, fork	1	
44	31A-23181-30	BOLT, hexagon socket head	4	

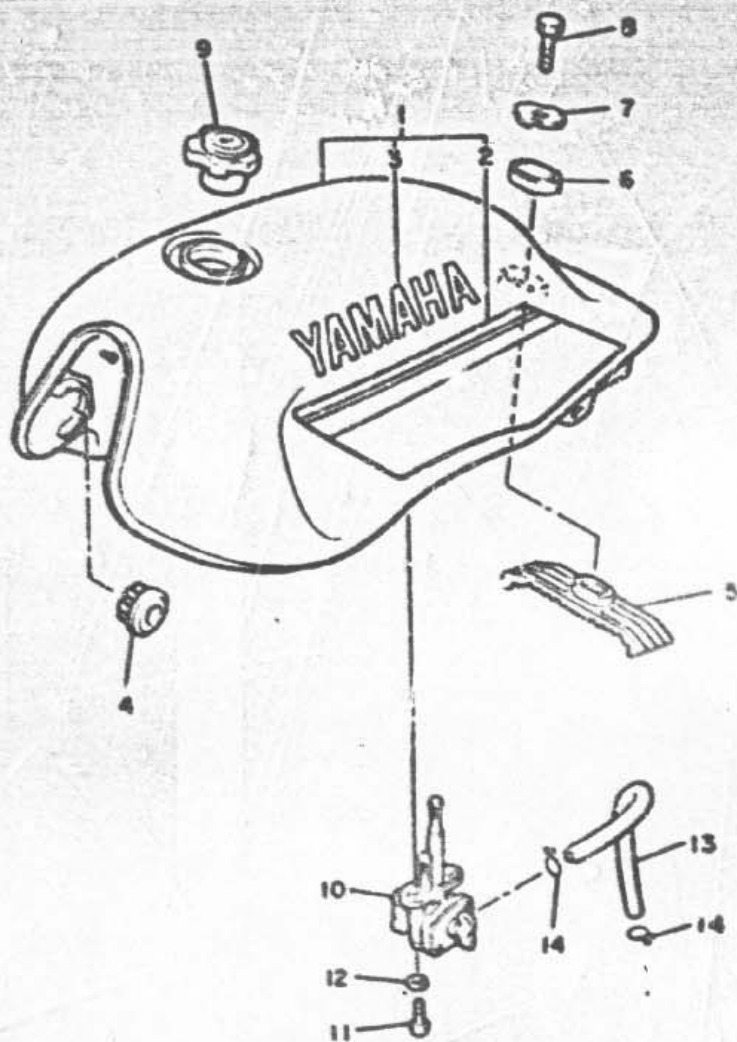
FIG. 26 FUEL TANK



REF. NO.	PART NO.	DESCRIPTION	QTY	REMARKS
1	51J-24110-00-X4	FUEL TANK COMP.	1	UR APPLE RED
	51J-24110-00-X5	FUEL TANK COMP.	1	UR MIDNIGHT SILVER
2	3KN-24140-01	GRAPHIC SET	1	UR FOR SW
	51J-24240-50	GRAPHIC SET	1	UR FOR ARE
3	88226-03040	EMBLEM, yamaha	2	UR FOR SW
	95221-03050	EMBLEM, yamaha	2	UR FOR ARE
4	4H7-24181-00	DAMPER, locating 1	2	
5	23M-24182-00	DAMPER, locating 2	1	
6	11H-24183-00	DAMPER, locating 3	1	
7	11H-24136-00	WASHER, special	1	
8	97002-01030	BOLT	1	
9	41Y-24802-01	CAP ASSY	1	
10	33M-24530-00	FUEL COCK ASSY 1	1	
11	90149-06011	SCREW	2	
12	90202-08070	WASHER, plate	2	
13	4G0-24311-00	NPE, fuel 1	1	
14	90467-10308	CLIP	2	



3KX300-8260

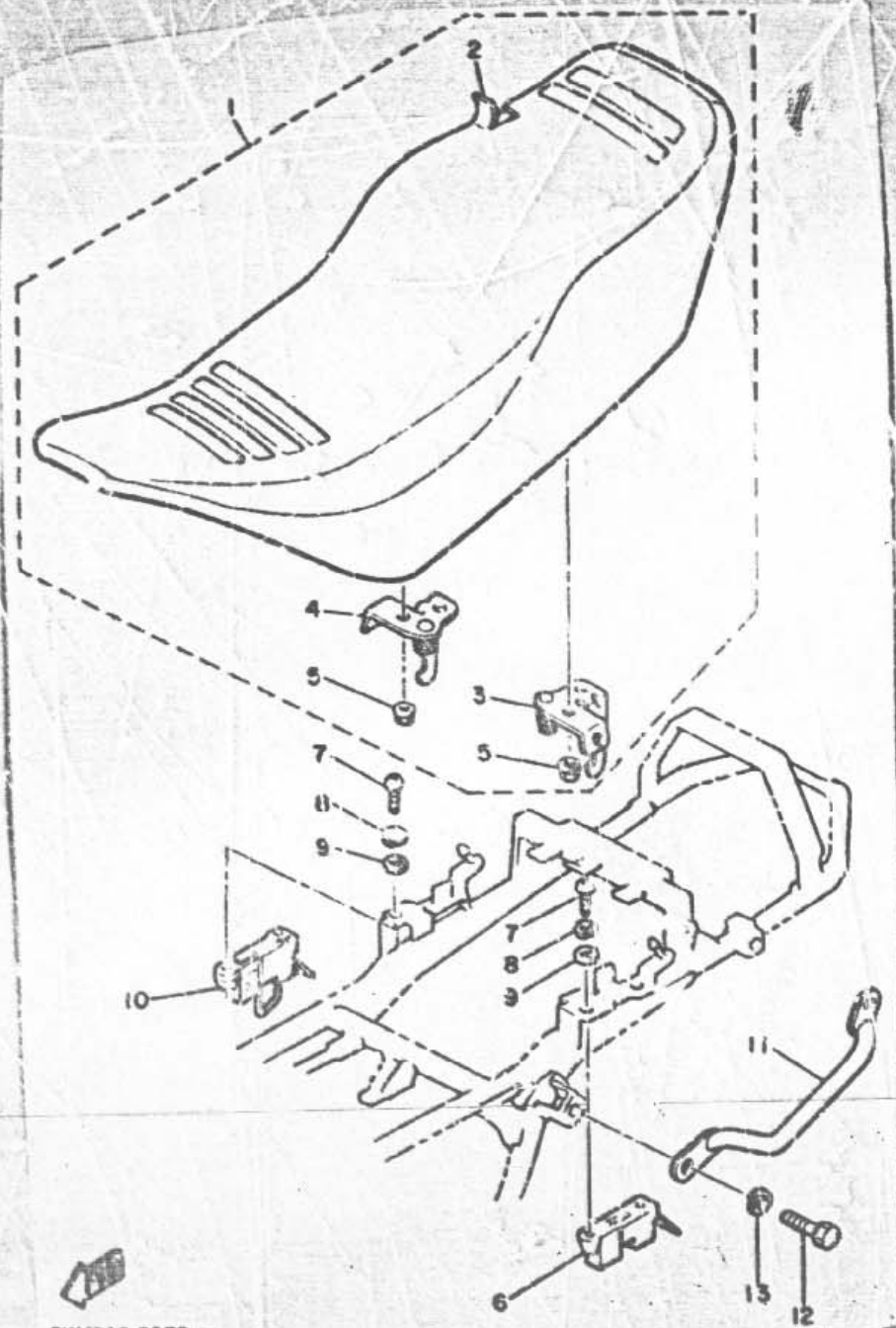


REF. NO.	PART NO.	DESCRIPTION	QTY	REMARKS
1	33M-2411C-00-X5	FUEL TANK COMP.	1	UR MIDWINT
	33M-2411A-00-X7	FUEL TANK COMP.	1	SILVER
			1	UR MAPLE RED
3	3KM-24240-01	GRAPHIC SET	1	UR FOR MP
	3KM-24240-20	GRAPHIC SET	1	UR FOR MP
3	09220-0040	EMBLEM, yamaha	2	
4	417-24181-00	DAMPER, locking 1	2	
6	33M-24182-00	DAMPER, locking 2	1	
8	11H-24193-00	DAMPER, locking 3	1	
7	11H-24188-00	WASHER, special	1	
6	97002-08030	BOLT	1	
9	56L-24602-00	CAP ASSY	1	
10	33M-24500-00	FUEL COCK ASSY 1	1	
11	90148-08011	SCREW	2	
12	90202-08010	WASHER, plate	2	
13	400-24311-00	PIPE, fuel 1	1	
14	90467-10008	CLIP	2	



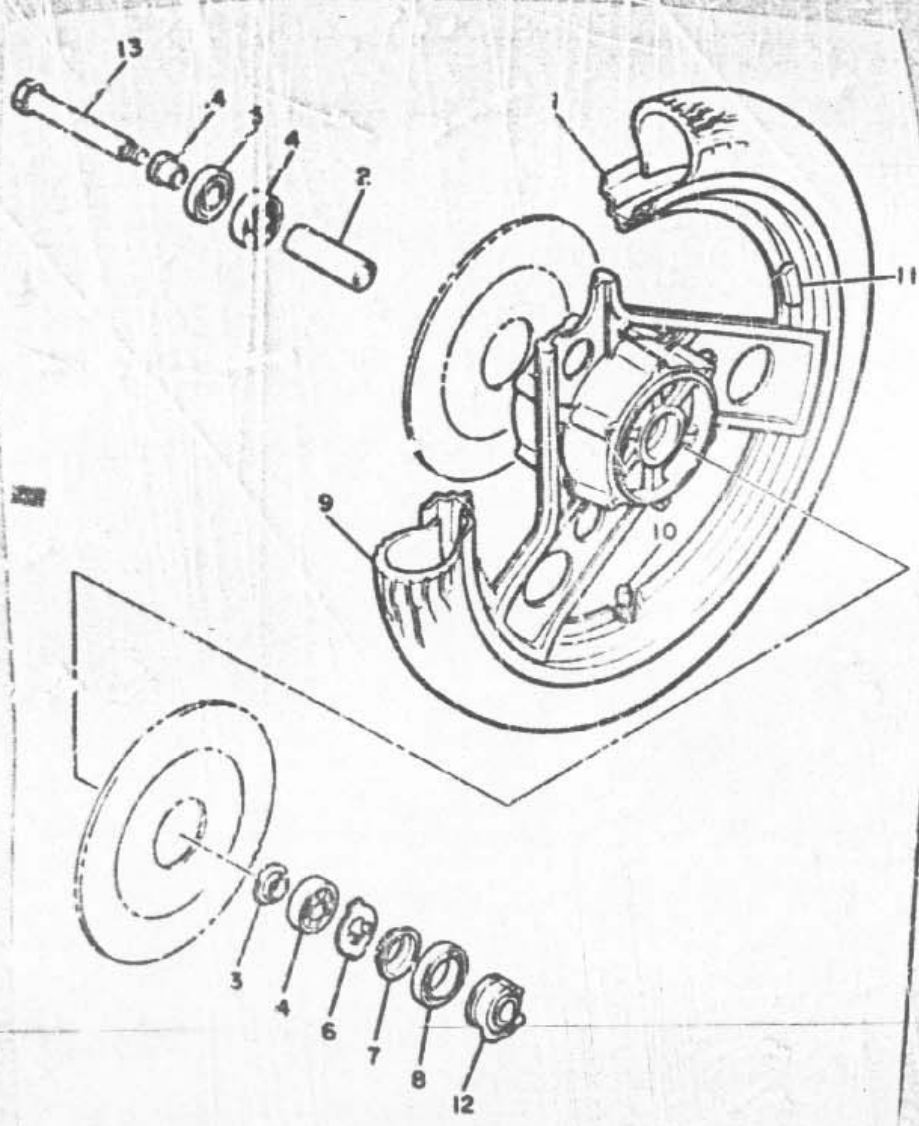
3KM351-8280

FIG. 27 SEAT



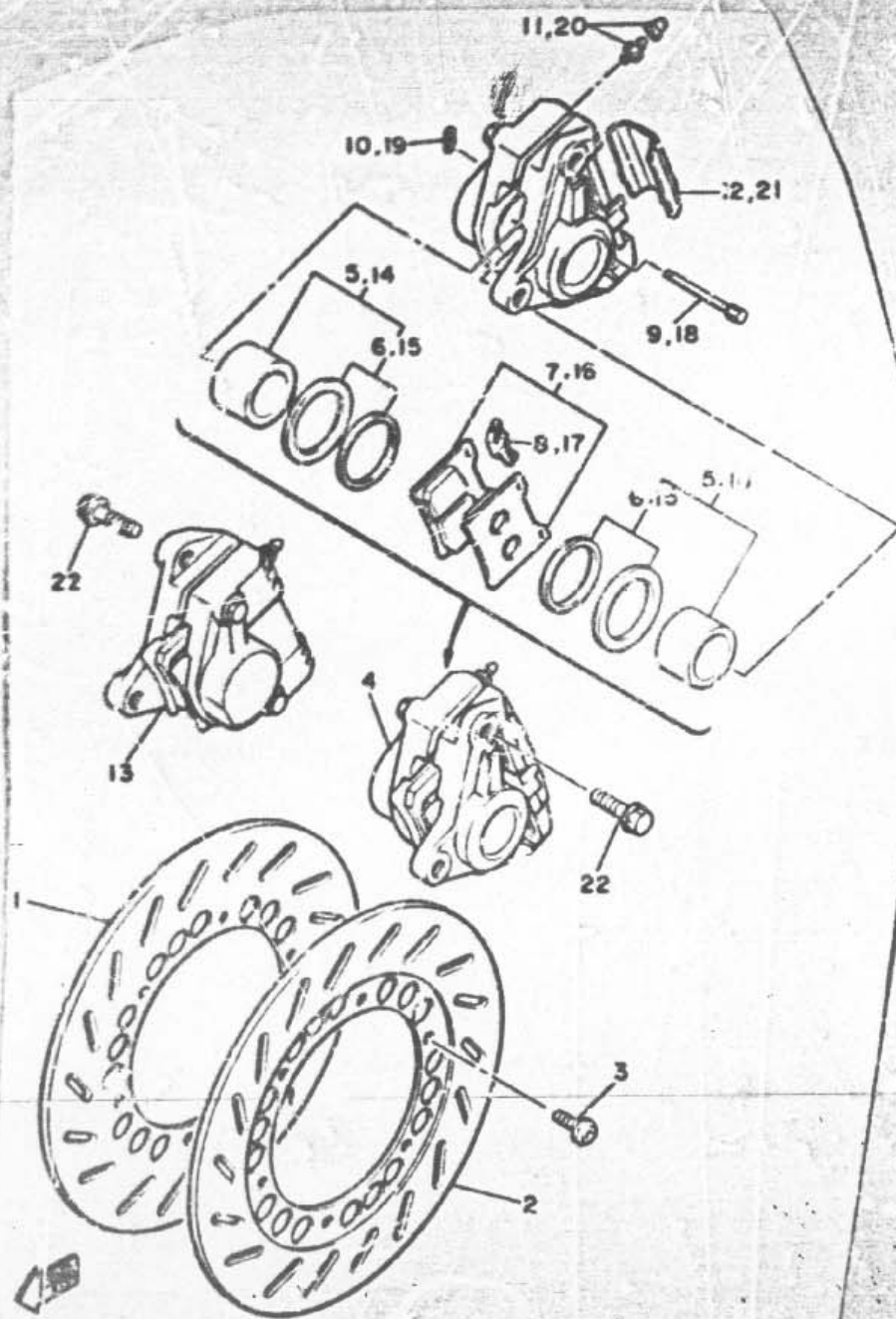
REF. NO.	PART NO.	DESCRIPTION	QTY	REMARKS
1	3KM-24730-00	DOUBLE SEAT ASSY	1	
2	3KM-24731-00	COVER, seat	1	
3	29L-24728-00	BRACKET, seat	1	
4	29L-24738-00	BRACKET, seat	1	
5	85701-08500	NUT, flange	4	
6	31A-24760-00	SEAT LEVER ASSY	1	
7	92501-09020	SCREW, pan head	4	
8	92990-06100	WASHER, spring	4	
9	92990-08800	WASHER, plate	4	
10	29L-24705-00	SEAT LOCK ASSY	1	
11	33M-21155-00	HANDLE, standing	1	
12	97021-06018	BOLT	2	
13	92902-08100	WASHER, spring	2	

FIG. 28 FRONT WHEEL



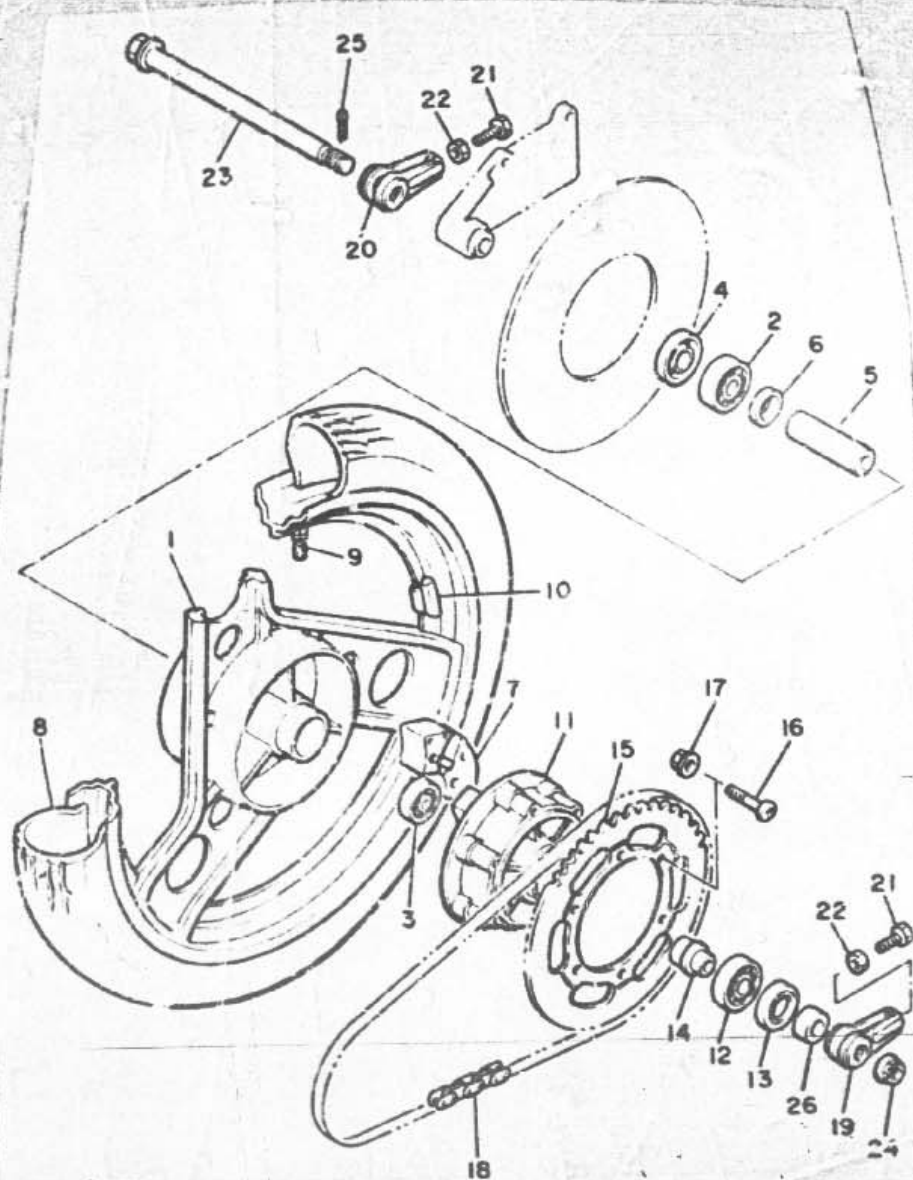
REF. NO.	PART NO.	DESCRIPTION	QTY	REMARKS
1	31E-25168-20-98	CAST WHEEL, front	1	LOW GLOSS BLACK
2	90580-15118	SPACER	1	
3	146-25115-00	FLANGE, spacer 1	1	
4	93309-30202	BEARING, (B6302Z)	2	
5	93102-22014	OIL SEAL	1	
6	341-25143-00	CLUTCH, meter	1	
7	341-25946-00	RETAINER, clutch	1	
8	93105-45017	OIL SEAL	1	
9	94109-181F8	TIRE (90/90-H18)	1	YOKOHAMA
10	93900-00001	VALVE, rim	1	BRIDGESTONE
11	29L-25398-00	BALANCER, wheel (10G)	1	UR
	29L-25398-10	BALANCER, wheel (20G)	1	UR
	29L-25398-20	BALANCER, wheel (30G)	1	UR
12	3M5-25190-00	GEAR UNIT ASSY	1	
13	33M-25181-00	AXLE, wheel	1	
14	90387-15550	COLLAR	1	

FIG. 29 FRONT BRAKE CALIPER



REF. NO.	PART NO.	DESCRIPTION	QTY	REMARKS
1	29L-25831-11	DISC, brake (LEFT)	1	
2	29L-25831-60	DISC, brake (RIGHT)	1	
3	90105-10308	BOLT	12	
4	3KM-2580T-00	CALIPER ASSY (LEFT)	1	
5	31A-W0057-00	PISTON ASSY, caliper	1	
6	31A-W0047-00	CALIPER SEAL KIT	1	
7	26H-W0045-11	BRAKE PAD KIT	1	
8	29L-25919-00	SUPPORT, pad	1	
9	1KT-25924-00	PIN, pad	2	
10	26H-25925-00	CLIP	2	
11	1J3-W0048-00	BREED SCREW KIT	1	
12	51J-25838-00	COVER, dust	1	
13	3KM-2580U-00	CALIPER ASSY (RIGHT)	1	
14	31A-W0057-00	PISTON ASSY, caliper	1	
15	31A-W0047-00	CALIPER SEAL KIT	1	
16	26H-W0045-11	BRAKE PAD KIT	1	
17	29L-25919-00	SUPPORT, pad	1	
18	1KT-25924-00	PIN, pad	2	
19	26H-25925-00	CLIP	2	
20	1J3-W0048-00	BREED SCREW KIT	1	
21	51J-25838-00	COVER, dust	1	
22	90105-10308	BOLT, washer based	4	

FIG. 3C REAR WHEEL

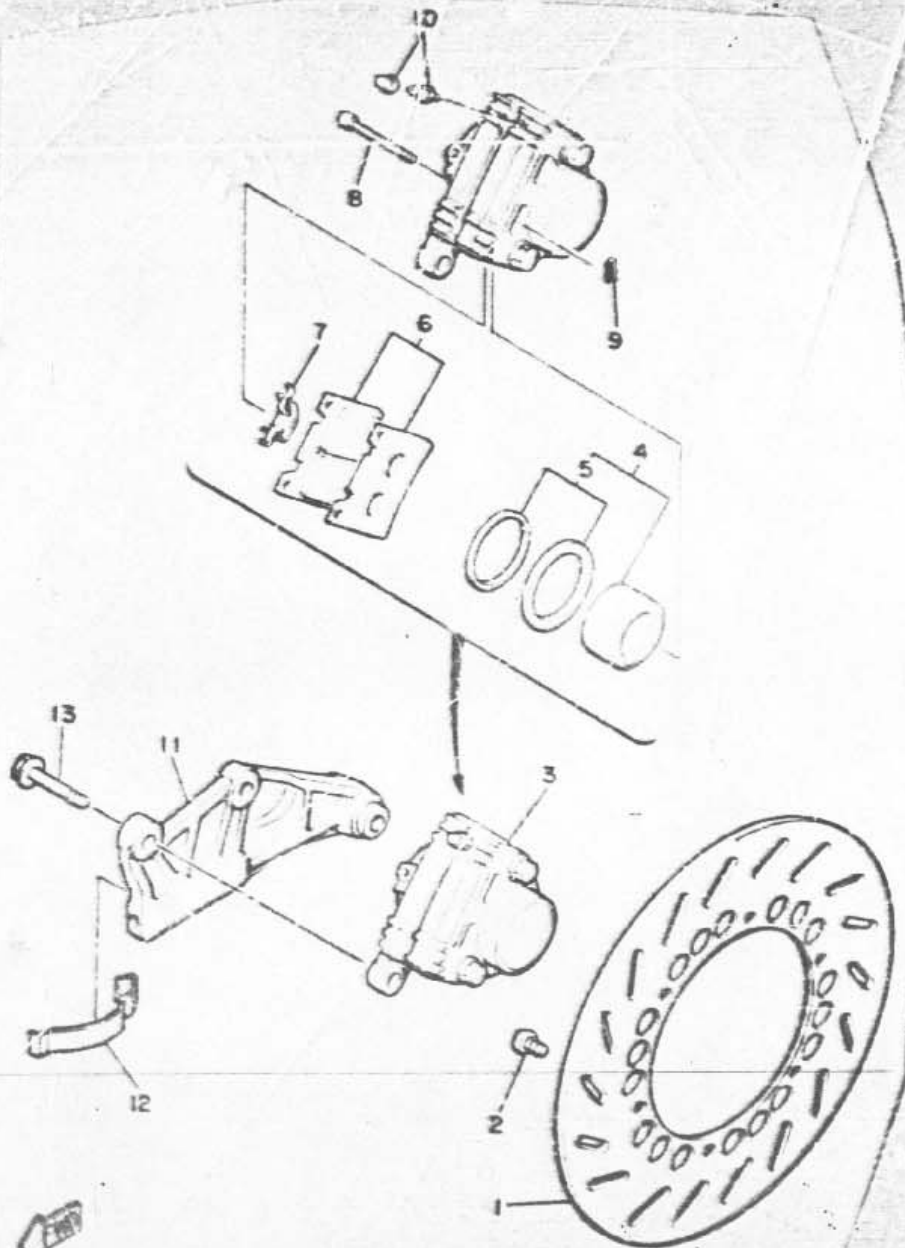


REF. NO.	PART NO.	DESCRIPTION	Q.TY	REMARKS
1	33M-25338-20-98	CAST WHEEL, rear	1	LOW GLOSS BLACK
2	83306-30306	BEARING (86303)	1	
3	93306-20310	BEARING (BS203DU)	1	
4	93102-25044	OIL SEAL	1	
5	90560-17241	SPACER	1	
6	146-25315-00	FLANGE, spacer	1	
7	28L-25364-00	DAMPER	3	
8	94111-181F4	TIRE (110/90 51H R-202)	1	YOKOHAMA
9	93900-00031	VALVE, rim	1	BRIDGESTONE
10	29L-25399-00	BALANCER, wheel (10G)	1	UR
	29L-25398-10	BALANCER, wheel (20G)	1	UR
	29L-25398-20	BALANCER, wheel (30G)	1	UR
11	1JK-25366-00	CLUTCH, hub	1	
12	93303-30416	BEARING (B6304RS)	1	
13	93102-32288	OIL SEAL	1	
14	90387-172J8	COLLAR	1	
15	49A-25444-20-33	SPROCKET, driven (44T)	1	YAMAHA BLACK
16	90110-08057	BOLT, hexagon socket head	6	
17	95601-08200	NUT, self-locking	6	
18	94581-10106	CHAIN (D.I.D.50HDL-4-106L)	1	
19	12R-25388-00	PULLER, chain 1	1	
20	12R-25389-00	PULLER, chain 2	1	
21	90101-08476	BOLT	2	
22	95303-05700	NUT	2	
23	12R-25381-00	AXLE, wheel	1	
24	90171-14031	NUT, castle	1	
25	91401-30030	Pin, cotter	1	
26	90387-172J9	COLLAR	1	



49A110-4300

FIG. 31 REAR BRAKE CALIPER



REF. NO.	PART NO.	DESCRIPTION	QTY	REMARKS
1	25831-00	DISC, brake (RIGHT)	1	
2	80109-08718	BOLT	6	
3	3K1-2590W-00	CALIPER ASSY, rear ?	1	
4	26H-W0757-00	PISTON ASSY, caliper	1	
5	26H-W0047-00	CALIPER SEAL KIT	1	
6	1FK-W0015-00	BRAKE PAD KIT	1	
7	25L-25819-00	SUPPORT, part	1	
8	1KT-25824-00	PIN, pad	2	
9	23H-25825-00	CLIP	2	
10	1J3-W0048-00	BREED SCREW KIT	1	
11	13J-25819-00-02	BRACKET, caliper	1	LOW GLOSS BLACK
12	37M-25827-00	SPRING, support	1	
13	80105-10308	BOLT, washer based	2	

49A110-4310

FIG. 32 STEERING HANDLE - CABLE

REF. NO.	PART NO.	DESCRIPTION	QTY	REMARKS
1	51J-26121-00	HANDLEBAR (LEFT)	1	
2	51J-26122-00	HANDLEBAR (RIGHT)	1	
3	513-B-12045	BOLT	2	
4	9289X-12200	WASHER, plain	2	
5	31A-26121-00	GRIP	1	
6	31A-26122-00	GRIP ASSY	1	
7	49A-26311-00	CABLE, throttle 1	1	
8	540-26393-L0	HOLDER	1	
9	51J-26240-00	END, grip	2	
10	49A-26336-01	CABLE, clutch	1	
11	90179-08148	NUT	1	
12	90123-08046	BOLT	1	
13	35Y-26290-00	BACK MIRROR ASSY (LEFT)	1	
14	36Y-26173-00	CAP	1	
15	36Y-26290-10	BACK MIRROR ASSY (RIGHT)	1	
16	36Y-26133-10	CAP	1	

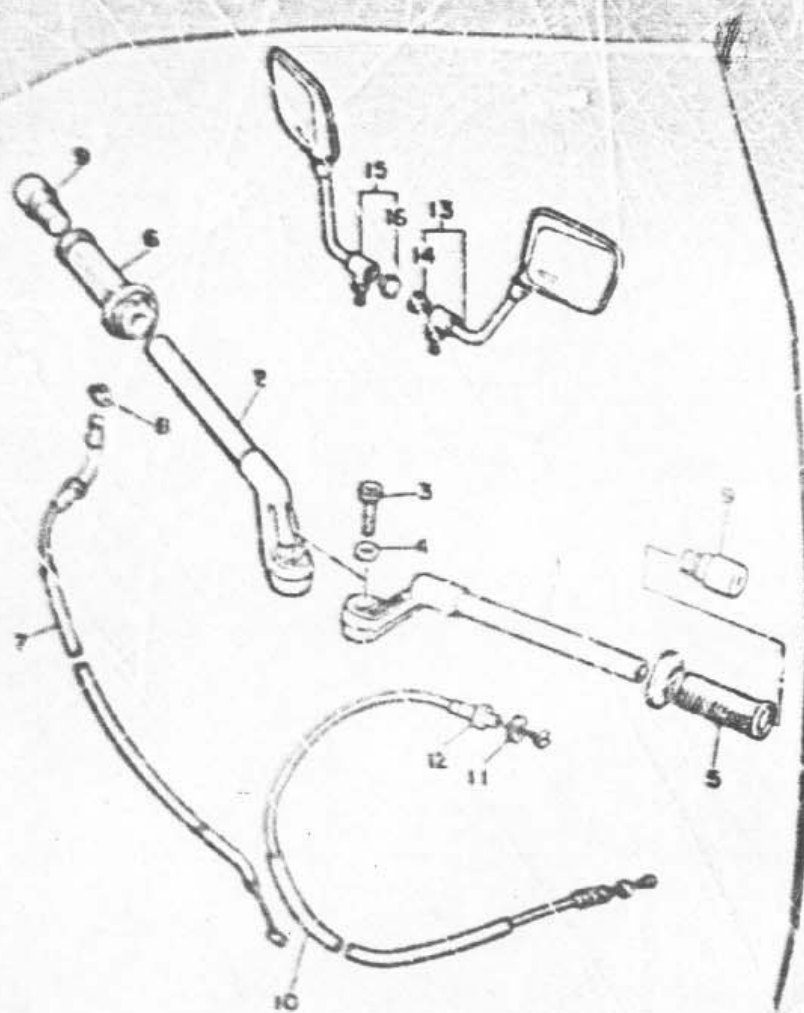
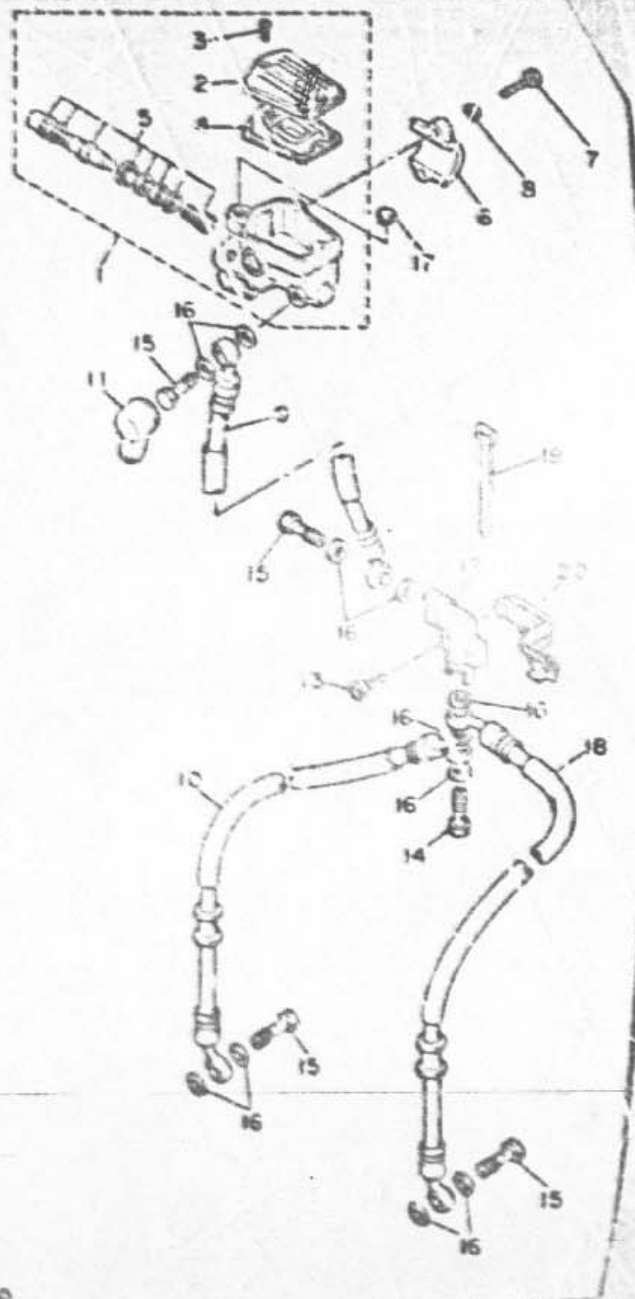


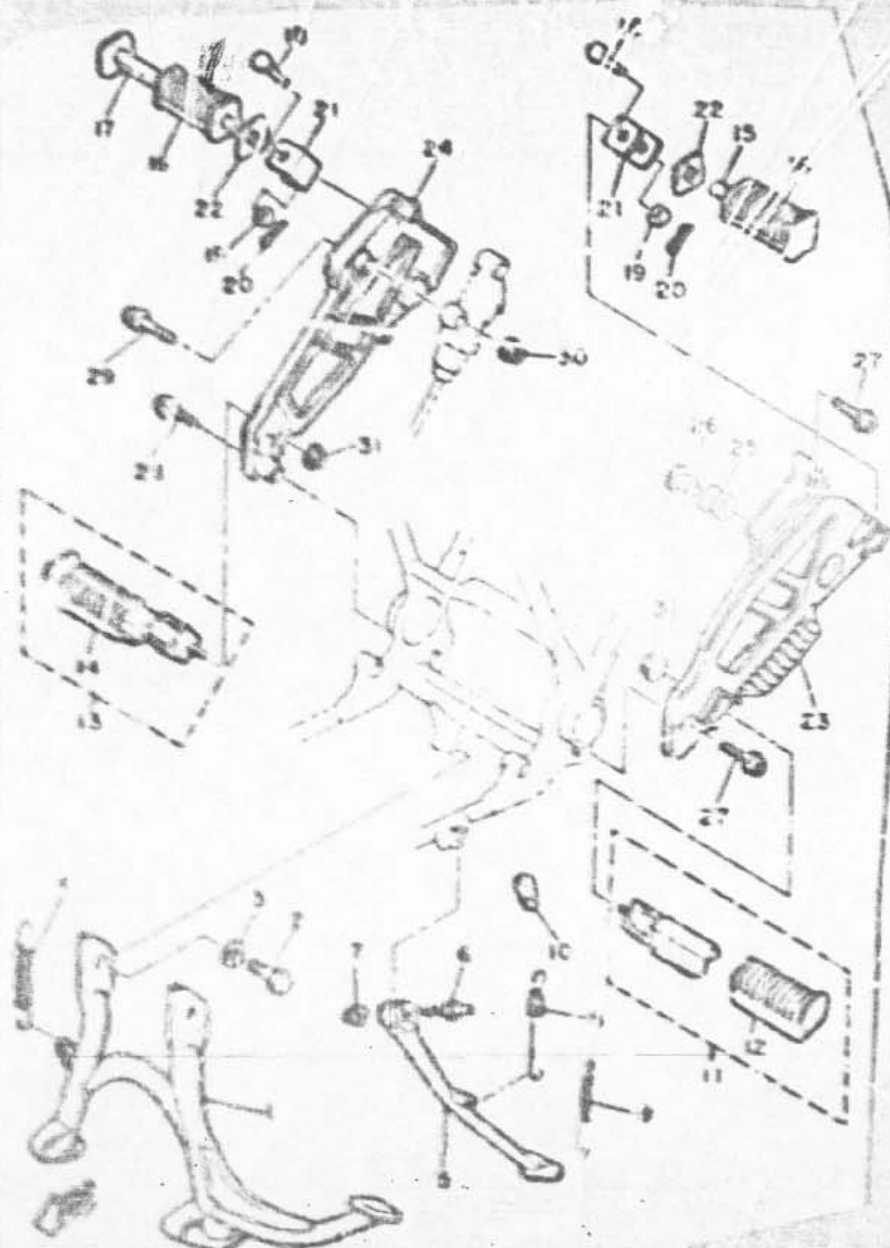
FIG. 33 FRONT MASTER CYLINDER



REF. NO.	PART NO.	DESCRIPTION	QTY	REMARKS
1	36Y-25850-01	MASTER CYLINDER ASSY	1	
2	36Y-25872-01	CAP, reservoir	1	
3	88706-04012	SCREW, flat head	2	
4	36Y-25854-00	DIAPHRAGM, reservoir	1	
5	36Y-300041-00	CYLINDER KIT, master	1	
6	36Y-25857-00	BRACKET, master cylinder	1	
7	51316-08025	BOLT	2	
8	8291-06100	WASHER, spring	2	
9	3KM-25872-00	HOSE, brake 1	1	
10	3KM-25873-00	HOSE, brake 2	1	
11	4LC-25852-00	SCOT, master cylinder	1	
12	11U-25885-00	JOINT	1	
13	51316-08025	BOLT	2	
14	90401-10095	BOLT, union	1	
15	90401-10095	BOLT, union	4	
16	90201-10112	WASHER, plate	1	
17	31A-23469-02	CAP, bolt	2	
18	3KM-25874-00	HOSE, brake	1	
19	341-25397-01	BAND	2	
20	51J-25357-00	STAY 2	1	

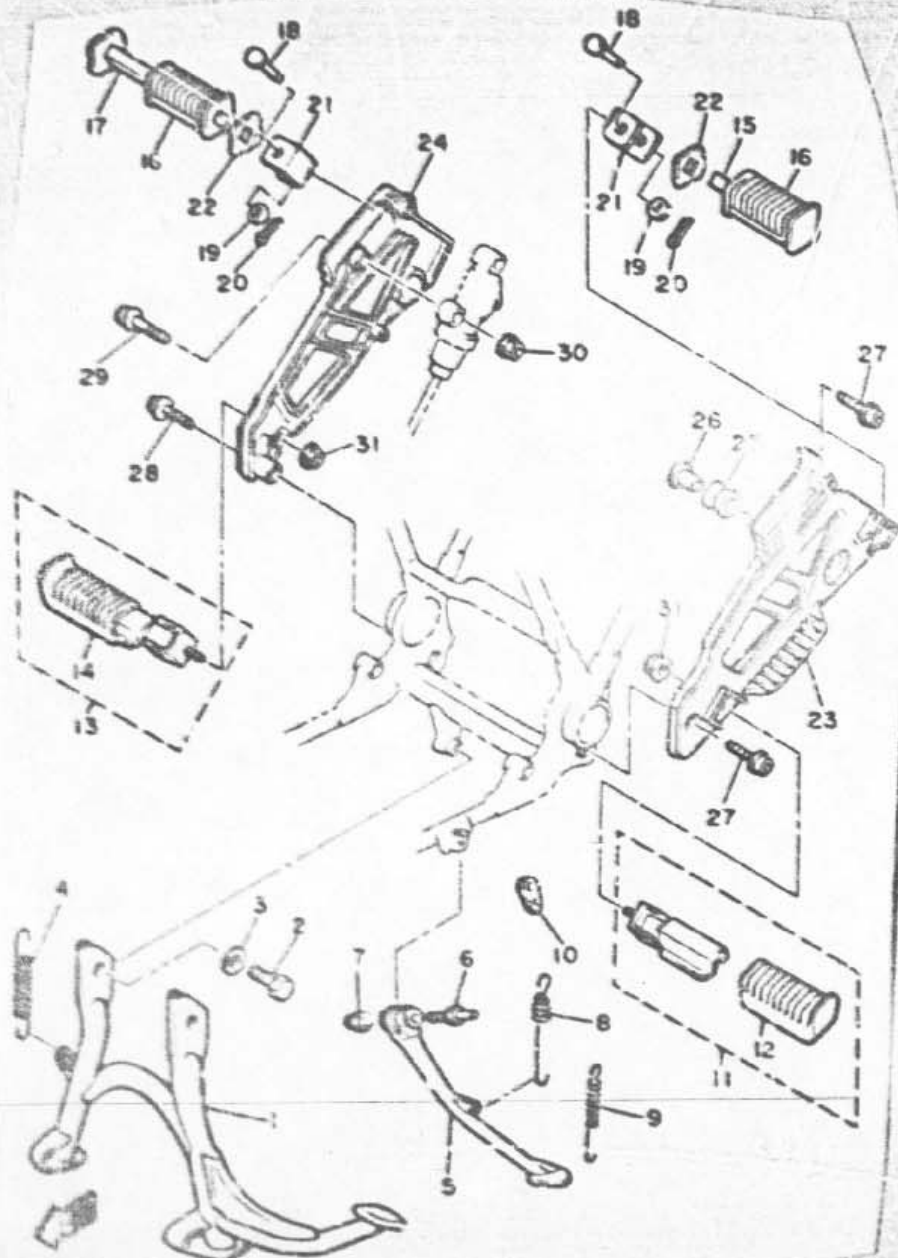
36W001, 5330

FIG. 34 STAND - FOOTREST



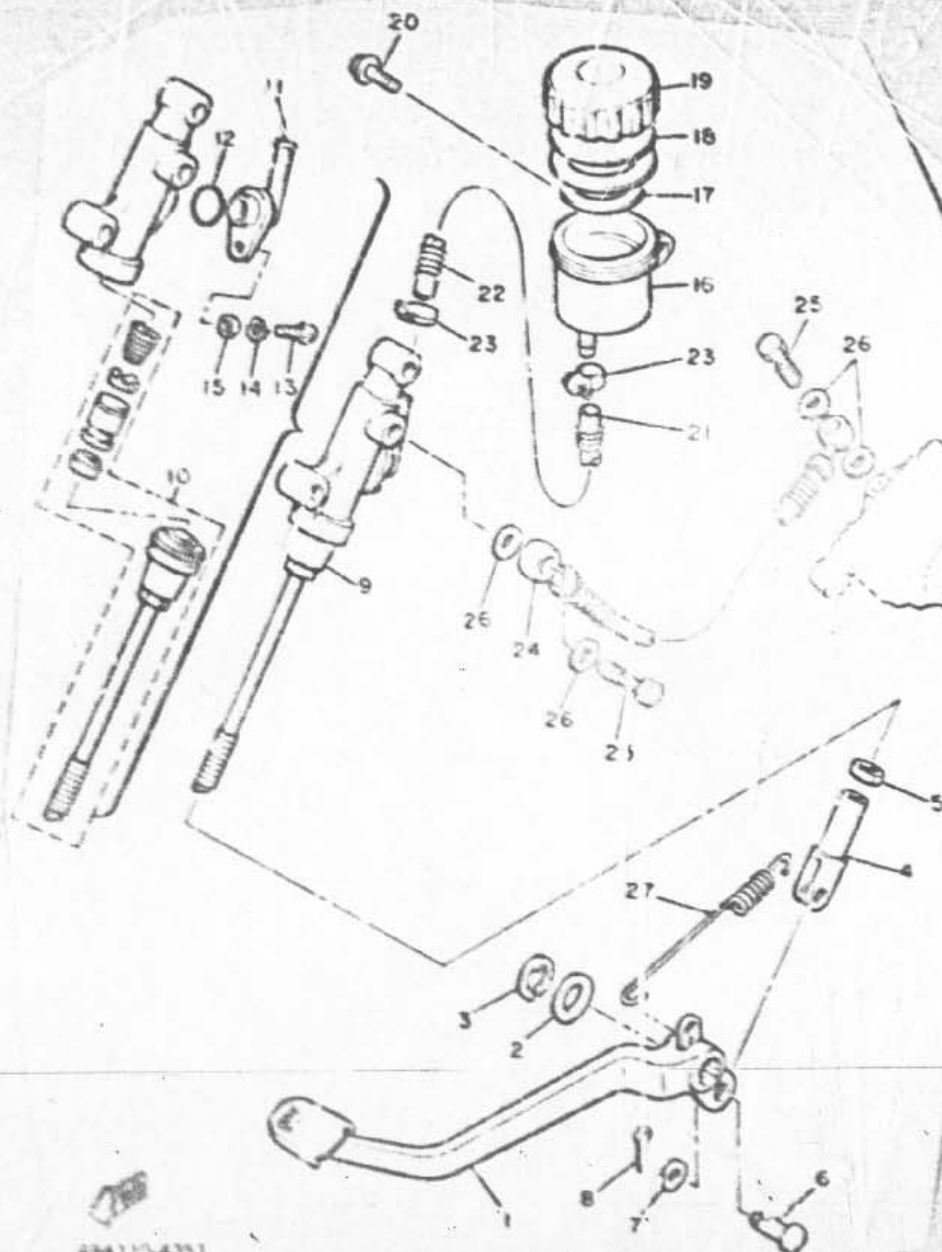
REF. NO.	PART NO.	DESCRIPTION	QTY	REMARKS
1	33M-27111-00-R4	STAND, main	1	BLACK (FOR ELECTRODEPOSIT)
2	C7002-10016	BOLT	2	
3	90201-10752	WASHER, plate	2	
4	90506-35337	SPRING, tension	1	
5	51J-27311-00-R4	STAKE, side	1	BLACK (FOR ELECTRODEPOSIT)
6	90109-10000	BOLT	1	
7	90185-10037	NUT, self-locking	1	
8	90506-26225	SPRING, tension	1	
9	90506-18224	SPRING, tension	1	
10	4L8-27315-00	LINK, side stand	1	
11	51J-27410-00	FRONT FOOTREST ASSY (LEFT)	1	
12	4L0-27423-00	COVER, footrest	1	
13	51J-27420-00	FRONT FOOTREST ASSY (RIGHT)	1	
14	4L0-27423-00	COVER, footrest	1	
15	447-27431-00	FOOTREST, rear	1	
16	447-27433-00	COVER, rear footrest	2	
17	447-27441-00	FOOTREST, rear	1	
18	91701-06042	PIV. cylinder	2	
19	92901-06200	WASHER	2	
20	91401-20012	PIV. split	2	
21	51J-27425-00	BRACKET	2	
22	90209-18079	WASHER	2	
23	35J-27442-01	BRACKET 2	1	
24	35J-27443-01	BRACKET 3	1	
25	2H7-27414-00	DAMPER, footrest	2	
26	90357-10636	COLLAR	2	
27	90110-06088	BOLT, hexagon socket head	2	
28	90110-06088	BOLT, hexagon socket head	1	

FIG. 34 STAND • FOOTREST



REF. NO.	PART NO.	DESCRIPTION	QTY	REMARKS
29	90110-05069	BOLT, hexagon socket head	2	
30	95701-08530	NUT, flange	2	
31	95701-10500	NUT, flange	2	

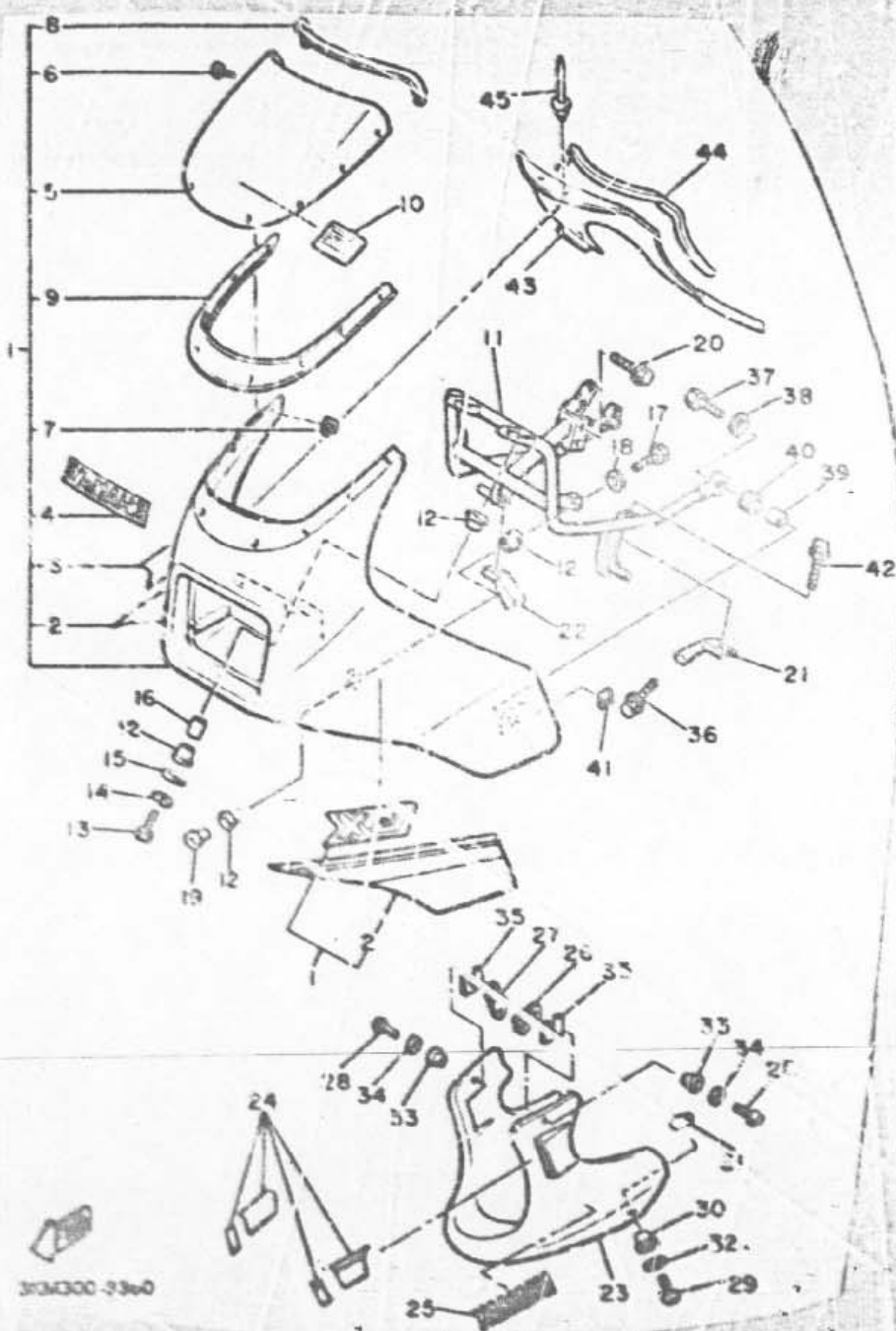
FIG. 35 REAR MASTER CYLINDER



REF. NO.	PART NO.	DESCRIPTION	QTY	REMARKS
1	33M-27211-00	PEDAL, brake	1	
2	90201-14212	WASHER, plate	1	
3	93430-10015	CIRCLIP	1	
4	31A-27222-00	JOINT	1	
5	3303-08700	NUT	1	
6	90240-26013	PIN, clevis	1	
7	90201-02083	WASHER, plate	1	
8	91401-20015	PIN, cotter	1	
9	33M-25850-51	MASTER CYLINDER ASSY	1	
10	3344-W0042-50	CYLINDER KIT, master	1	
11	31A-2582A-50	JOINT	1	
12	9321A-15620	O-RING	1	
13	98511-04012	SCREW, pan head	1	
14	S2901-04100	WASHER, spring	1	
15	S2901-04800	WASHER, plate	1	
16	31A-25894-01	TANK, reservoir	1	
17	330-25854-00	DIAPHRAGM, reservoir	1	
18	2GU-25855-00	LEASH, diaphragm	1	
19	2GU-25852-50	CAP, reservoir	1	
20	90159-08066	SCREW, with washer	1	
21	33M-25895-00	HOSE, reservoir	1	
22	90501-10785	SPRING, compression	1	
23	90457-14057	CLIP	2	
24	33M-20872-50	HOSE, brake T	1	
25	90401-10026	BOLT, union	2	
26	90201-10118	WASHER, plate	4	
27	10F06-20336	SPRING, tension	1	

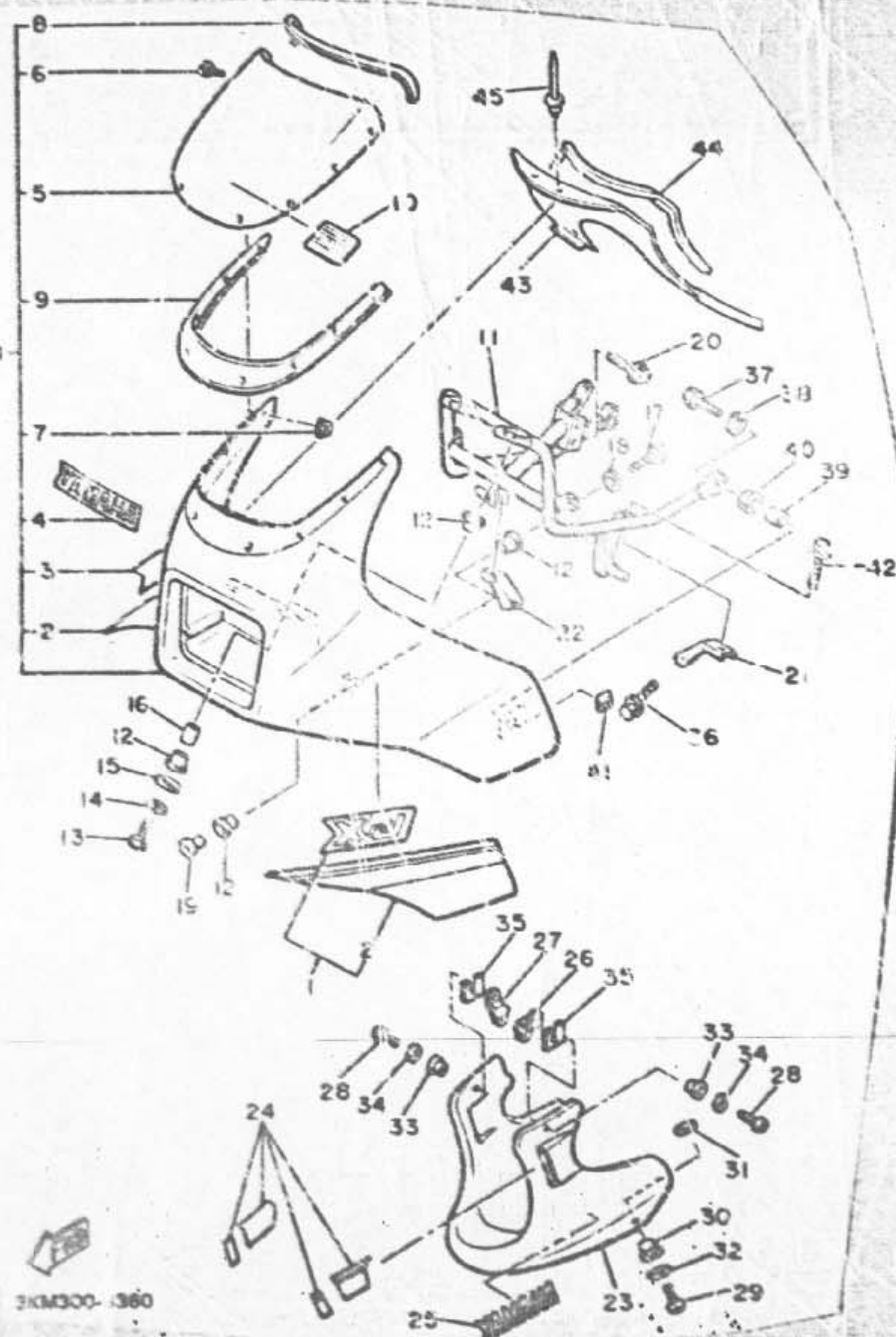
434110-4351

FIG. 36 COWLING 1



REF. NO.	PART NO.	DESCRIPTION	QTY	REMARKS
1	3KM-V2838-00-7M	COWLING ASSY	1	UR. MIDNIGHT SILVER
	3KM-W2838-10-LG	COWLING ASSY	1	UR APPLE RED
2	3KM-28390-00	.GRAPHIC SET, cowling	1	UR FOR SW
	51J-28390-80	.GRAPHIC SET, cowling	1	UR FOR ARE
3	3KM-2839H-00	.EMBLEM 1	2	UR FOR SW
	51J-28390-70	.GRAPHIC SET, cowling	1	UR FOR ARE
4	95233-00025	.EMBLEM/A, yamaha	1	UR FOR SW
	93231-00025	.EMBLEM, yamaha	1	UR FOR ARE
5	3KM-28331-00	.WINDSHIELD	1	
6	90130-05023	.SCREW, round head	8	
7	85700-05500	.NUT, flange	8	
8	42N-28373-00	.TRIM	1	
9	31A-28345-00	.MOLE 1	1	
10	3CK-2835Y-00	LABEL, caution	1	
11	51J-28356-10	STAY 1	1	
12	90450-22362	GROMMET	8	
13	97006-06035	BOLT	2	
14	92906-06100	WASHER, spring	2	
15	90201-06074	WASHER, plate	2	
16	00680-08237	SP/ CER	2	
17	97016-06016	BOLT	2	
18	92906-06100	WASHER, spring	2	
19	30387-05035	COLLAR	2	
20	16816-08312	BOLT, flange	3	
21	3KM-2231U-00	STAY, side 1	1	
22	313A-2132U-00	STAY, side 1	1	
23	3KM-25395-00-GE	COVER, lower	1	LT. SILKY WHITE
	3KM-28335-00-LG	COVER, lower	1	UR APPLE RED

FIG. 36 COWLING 1

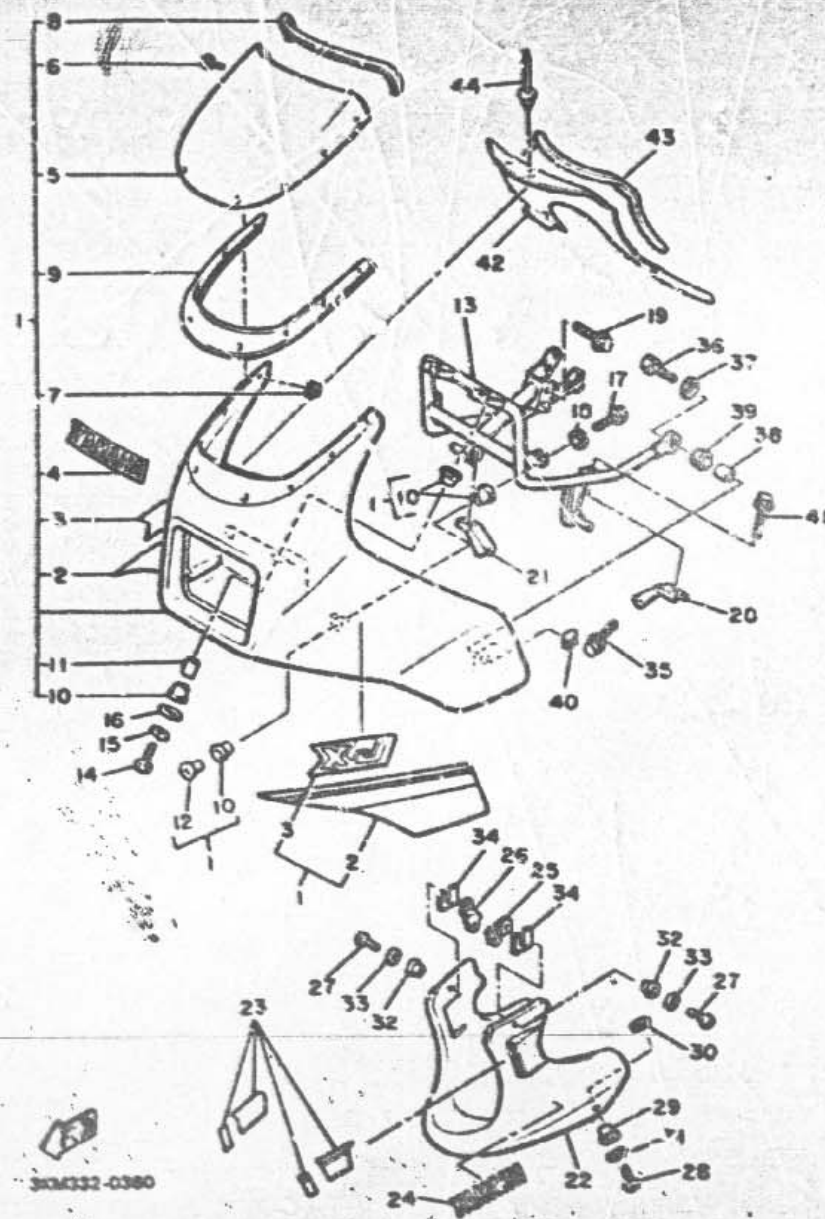


REF. NO.	PART NO.	DESCRIPTION	QTY	REMARKS
24	3KM-28301-00	GRAPHIC SET, lower cover 1	1	UR FOR SW
	51J-28301-89	GRAPHIC SET, lower cover 1	1	UR FOR ARE
25	99236-07040	EMBLEM, yamaha	2	FOR SW
26	3KM-2836A-00	BRACKET 1	1	
27	3KM-2836E-00	BRACKET 2	1	
28	90154-05001	SCREW, binding	2	
29	90150-06021	SCREW, round head	2	
30	90387-066M3	COLLAR	2	
31	90202-11161	WASHER, plate	2	
32	90202-V6170	WASHER, plate	2	
33	90387-051N8	COLLAR	2	
34	90202-06007	WASHER, plate	2	
35	3KM-28371-00	DAMPER	2	
36	95806-07025	BOLT, flange	2	
37	97016-06020	BOLT	2	
38	90201-067A7	WASHER, plate	2	
39	90387-060A7	COLLAR	2	
40	90460-18275	GROMMET	2	
41	42N-28317-00	NUT, emblem	2	
42	90119-06108	BOLT, with washer	2	
43	53U-2836K-01	PANEL, inner 1	1	
44	53U-28378-00	TRIM	1	
45	90269-05039	R.VET	4	

FIG. 35 COWLING 1

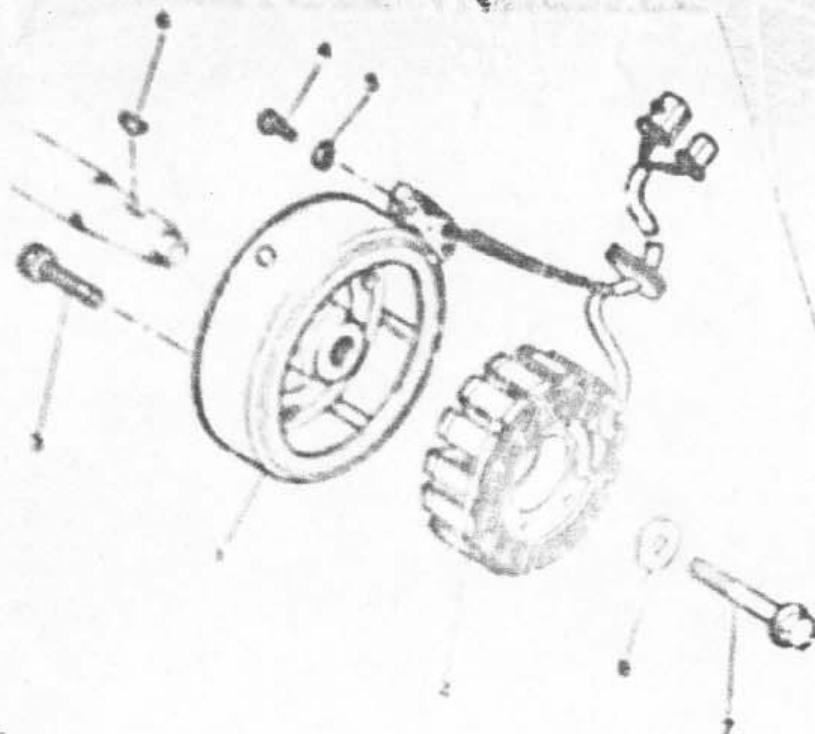
REF. NO.	PART NO.	DESCRIPTION	QTY	REMARKS
1	53U-Y2835-30-EG	COWLING ASSY	1	UR MAPLE RED
	53U-Y2835-40-7M	COWLING ASSY	1	UR MIDNIGHT SILVER
2	3KM-28390-00	GRAPHIC SET, cowling	1	UR FOR SW
	3KM-28390-20	GRAPHIC SET, cowling	1	UR FOR MP3
3	3KM-2829H-00	EMBLEM 1	2	UR FOR SW
	3KM-2839H-20	EMBLEM 1	2	UR FOR MP3
4	93236-00025	EMBLEM, yamaha	1	
5	3KM-28381-00	WINDSHIELD	1	
6	801E0-05023	SCREW, round head	8	
7	85708-25500	NUT, flange	8	
8	42N-28376-00	TRIM	1	
9	31A-28345-00	MOLE 1	1	
10	90480-22782	GROMMET	8	
11	90580-08237	SPACER	2	
12	90387-050J6	COLLAR	2	
13	51J-28356-10	STAY 1	1	
14	97006-08035	BOLT	2	
15	92906-05100	WASHER, spring	2	
16	90201-08074	WASHER, plate	2	
17	97016-08018	BOLT	2	
18	92906-05100	WASHER, spring	2	
19	95916-08012	BOLT, C-clip	3	
20	3KM-2831U-00	STAY, side 1	1	
21	3KM-2832U-00	STAY, side 1	1	
22	3KM-28385-00-EG	COVER, lower	1	UR MAPLE RED
	3KM-28385-00-GE	COVER, lower	1	UR SILKY WHITE
23	3KM-28301-00	GRAPHIC SET, lower cover 1	1	UR FOR SW
	3KM-28301-20	GRAPHIC SET, lower cover 1	1	UR FOR MP3

FIG. 28 COWLING-1



REF NO.	PART NO.	DESCRIPTION	QTY	REMARKS
24	88136-00040	EMBLEM, yamaha	2	UR FOR SW
	88136-00058	EMBLEM, yamaha	2	UR FOR MPR
25	3K01-2830A-00	BRACKET 1	1	
26	3KM-2830E-00	BRACKET 2	1	
27	90164-05001	SCREW, binding	2	
28	90160-06021	SCREW, round head	2	
29	90317-080M3	COLLAR	2	
30	90212-11181	WASHER, plate	2	
31	90212-08170	WASHER, plate	2	
32	90317-051N8	COLLAR	2	
33	90202-08007	WASHER, plate	2	
34	3KM-28371-00	DAMPER	2	
35	36816-08025	BOLT, flange	2	
36	17016-08020	BOLT	2	
37	91201-057A0	WASHER, plate	2	
38	90317-080A7	COLLAR	2	
39	9048A-18278	GROMMET	2	
40	42N-28111-00	NUT, emblem	2	
41	90119-06108	BOLT, with washer	2	
42	53U-2831A-01	PANEL, inner 1	1	
43	53U-22376-40	TRIM	1	
44	90289-25039	RIVET	4	

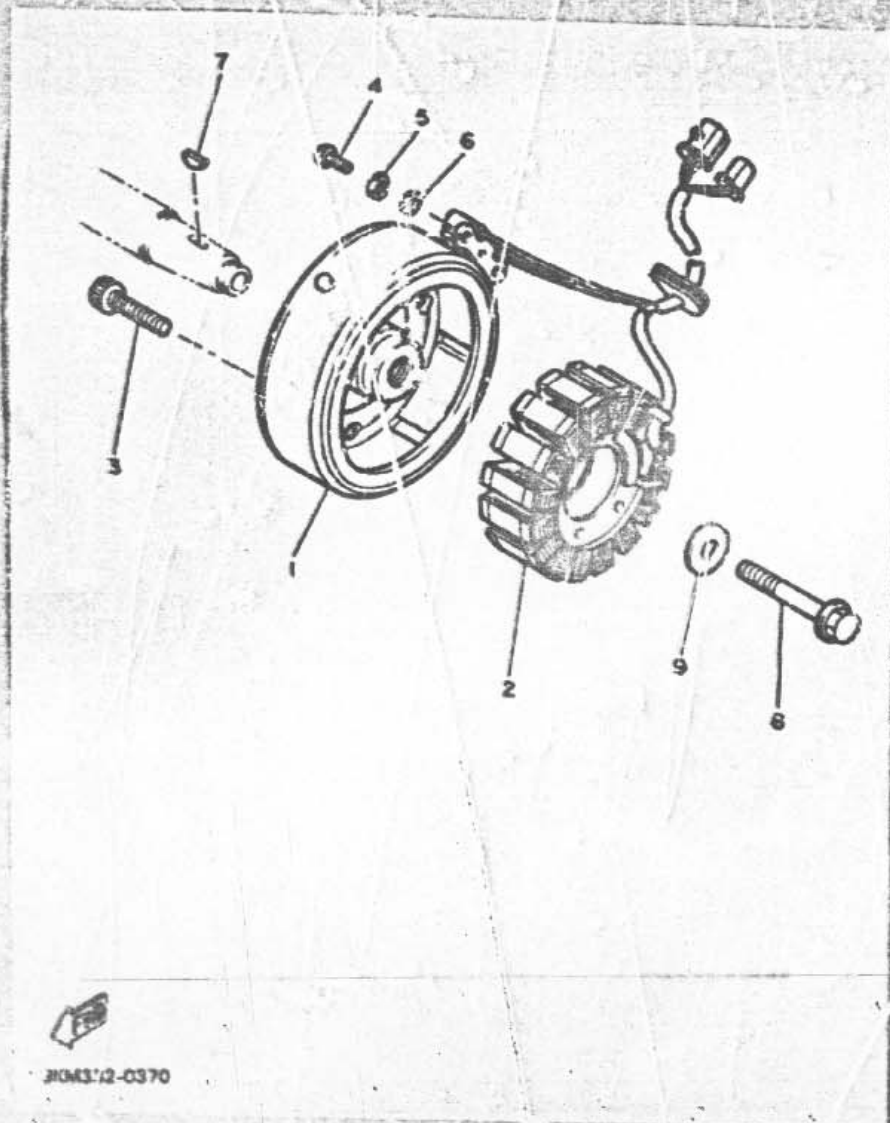
FIG. 37 GENERATOR



REF. NO.	PART NO.	DESCRIPTION	QTY	REMARKS
1	3KM-81450-00	ROTOR ASSY	1	
2	3KM-81410-00	STATOR ASSY	1	
3	91316-08035	BOLT	3	
4	96571-06012	SCREW, pan head	2	
5	92990-05100	WASHER, spring	2	
6	90280-03047	KEY, woodruff	1	
7	90105-10430	BOLT, washer, flat	1	
8	90201-107K6	WASHER, plain	1	

10-60316-0011

FIG. 37 GENERATOR

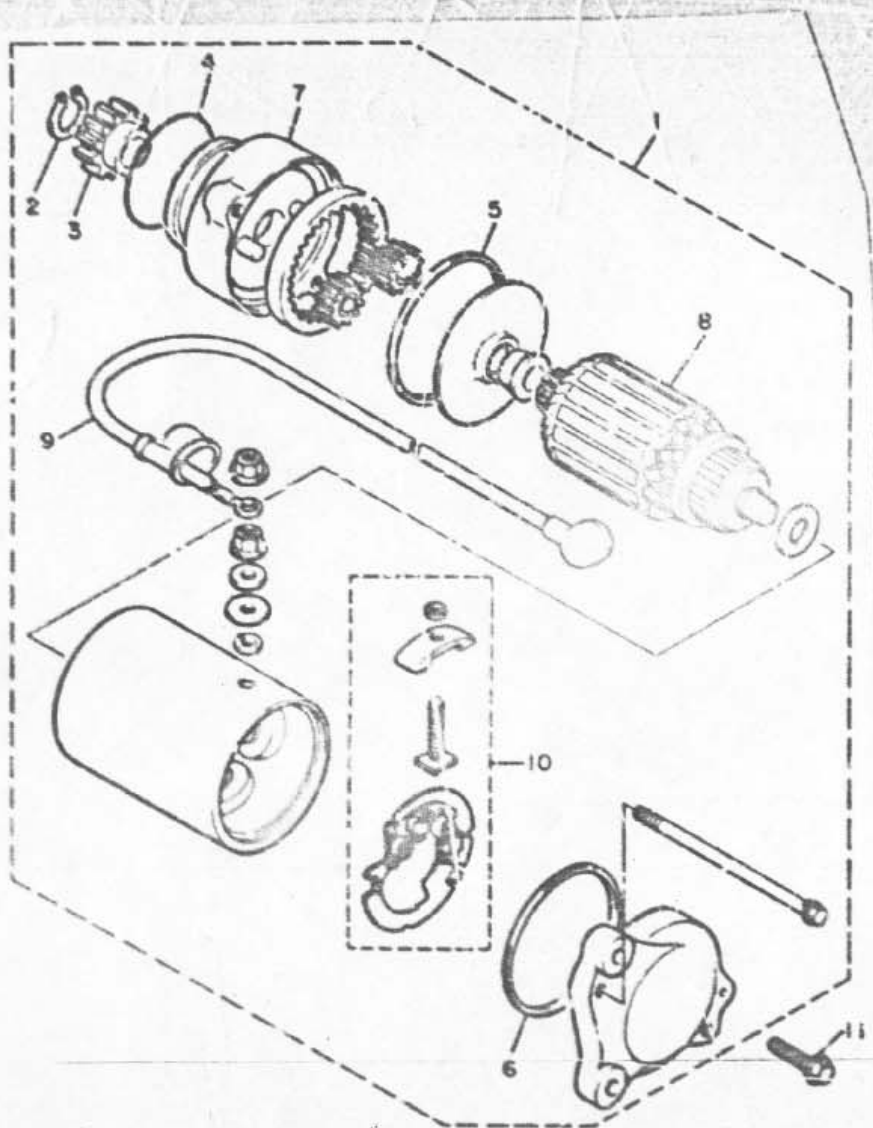


REF. NO.	PART NO.	DESCRIPTION	QTY	REMARKS
1	3KM-81450-00	ROTOR ASSY	1	
2	3KM-81410-00	STATOR ASSY	1	
3	91318-49035	BOLT	3	
4	98501-07918	SCREW, pan head	2	
5	92201-05100	WASHER, spring	2	
6	92901-06610	WASHER, plate	2	
7	90280-03061	KEY, woodruff	1	
8	90105-10430	BOLT, washer base	1	
9	90201-10785	WASHER, plate	1	

30M312-0370

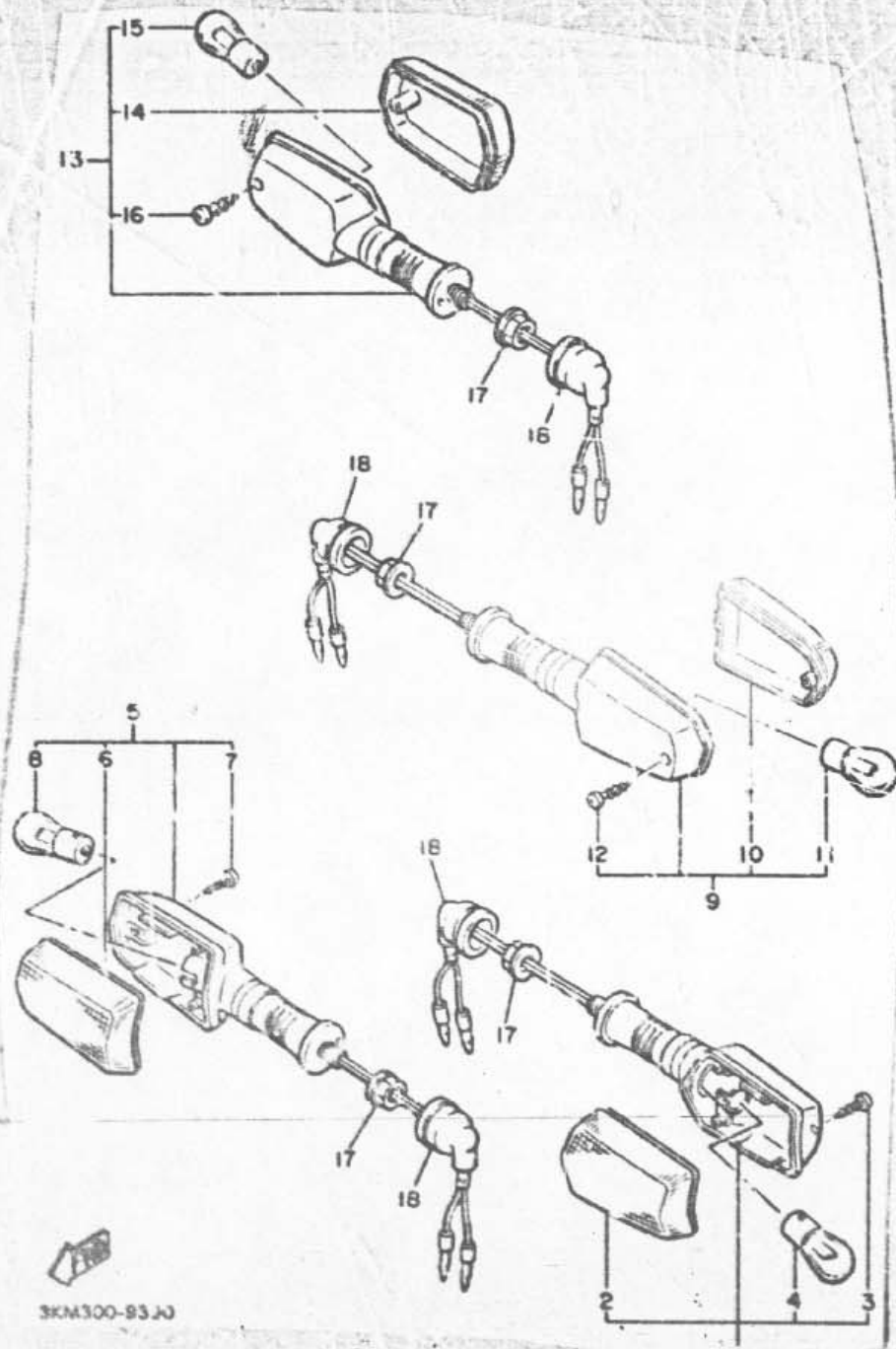
FIG. 38 STARTING MOTOR

REF. NO.	PART NO.	DESCRIPTION	QTY	REMARKS
1	3KM-81800-00	STARTING MOTOR ASSY	1	
2	89009-12400	CIRCLIP	1	
3	4G0-18511-00	GEAR, starting motor	1	
4	4G0-81847-00	O-RING	1	
5	4G0-81844-00	GASKET	1	
6	11H-81644-00	GASKET	1	
7	3KM-81830-00	FRONT BRACKET ASSY	1	
8	3KM-81850-00	ARMATURE ASSY	1	
9	4G0-81815-00	CORD, starter motor	1	
10	31S-81840-00	BRUSH HOLDER ASSY	1	
11	95316-06025	BOLT, flange	2	



3KM300-8380

FIG. 39 FLASHER LIGHT



REF. NO.	PART NO.	DESCRIPTION	QTY	REMARKS
1	61J-83310-00	FRONT FLASHER LIGHT ASSY 1	1	
2	51L-83332-01	LENS, flasher	1	
3	97706-40620	SCREW, tapping	1	
4	306-83311-40	BULB, flasher (12V-21W)	1	
5	51J-83320-00	FRONT FLASHER LIGHT ASSY 2	1	
6	51L-83332-01	LENS, flasher	1	
7	97706-40620	SCREW, tapping	1	
8	306-83311-40	BULB, flasher (12V-21W)	1	
9	51J-83330-00	REAR FLASHER LIGHT ASSY 1	1	
10	1VU-83332-00	LENS, flasher	1	
11	97706-40620	SCREW, tapping	1	
12	306-83311-40	BULB, flasher (12V-21W)	1	
13	51J-83340-00	REAR FLASHER LIGHT ASSY 2	1	
14	1VU-83342-00	LENS, flasher 2	1	
15	97706-40620	SCREW, tapping	1	
16	306-83311-40	BULB, flasher (12V-21W)	1	
17	95701-12500	AUT. flange	4	
18	18G-83365-00	CAP	4	

3KM300-83J0

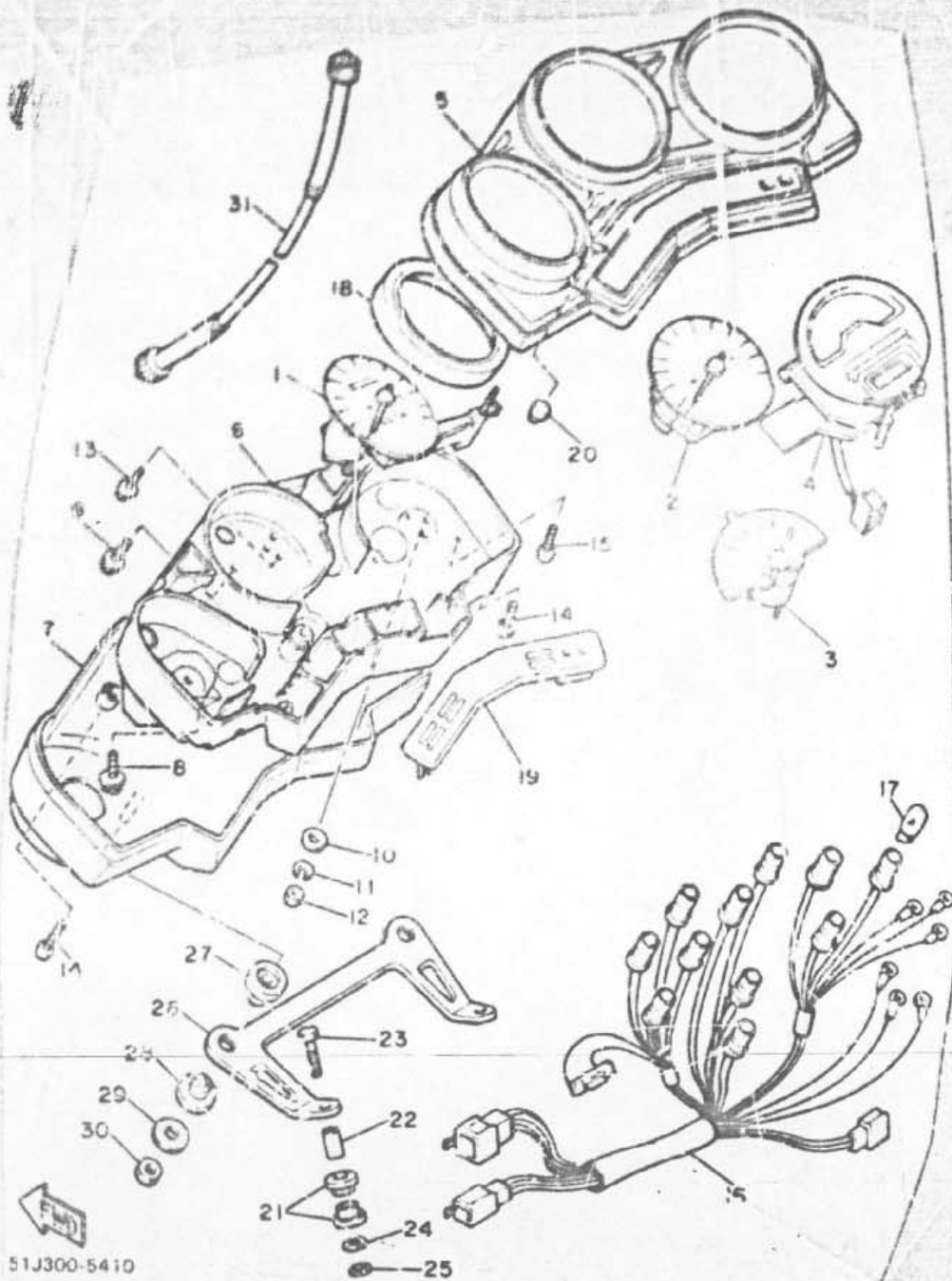
FIG. 40 METER



51J300-5410

REF. NO.	PART NO.	DESCRIPTION	QTY	REMARKS
1	41Y-83570-F0	SPEEDOMETER ASSY	1	
2	51J-83540-00	TACHOMETER ASSY	1	
3	29R-85750-00	FUEL METER ASSY	1	
4	51J-8359J-00	PRINT BOARD ASSY	1	
5	51J-8353G-00	CASE, upper	1	
6	31A-8353H-00	CASE, inner	1	
7	31A-83559-00	COVER, meter	1	
8	90167-04021	SCREW, tapping	2	
9	90159-04043	SCREW, with washer	2	
10	92902-06300	WASHER, plate	3	
11	92990-03100	WASHER, spring	3	
12	55380-03600	NUT	3	
13	90159-03044	SCREW, with washer	3	
14	90164-04006	SCREW, tapping	9	
15	90164-03010	SCREW, tapping	3	
16	51J-83509-00	SOCKET CORD ASSY	1	
17	4G1-84744-00	BULB (12V-3.4V)	8	
18	31A-8353L-00	REFLECTOR	3	
19	51J-8357X-00	PANEL ASSY	1	
20	25L-83578-00	KNOB, trip meter	1	
21	584-83541-00	DAMPER	4	
22	90387-06249	COLLAR	2	
23	97006-06040	BOLT	2	
24	92906-06100	WASHER, spring	2	
25	90201-08059	WASHER, plate	2	
26	49A-83519-00	BRACKET, meter	1	
27	31A-83592-00	DAMPER	2	
28	31A-83593-00	DAMPER	2	

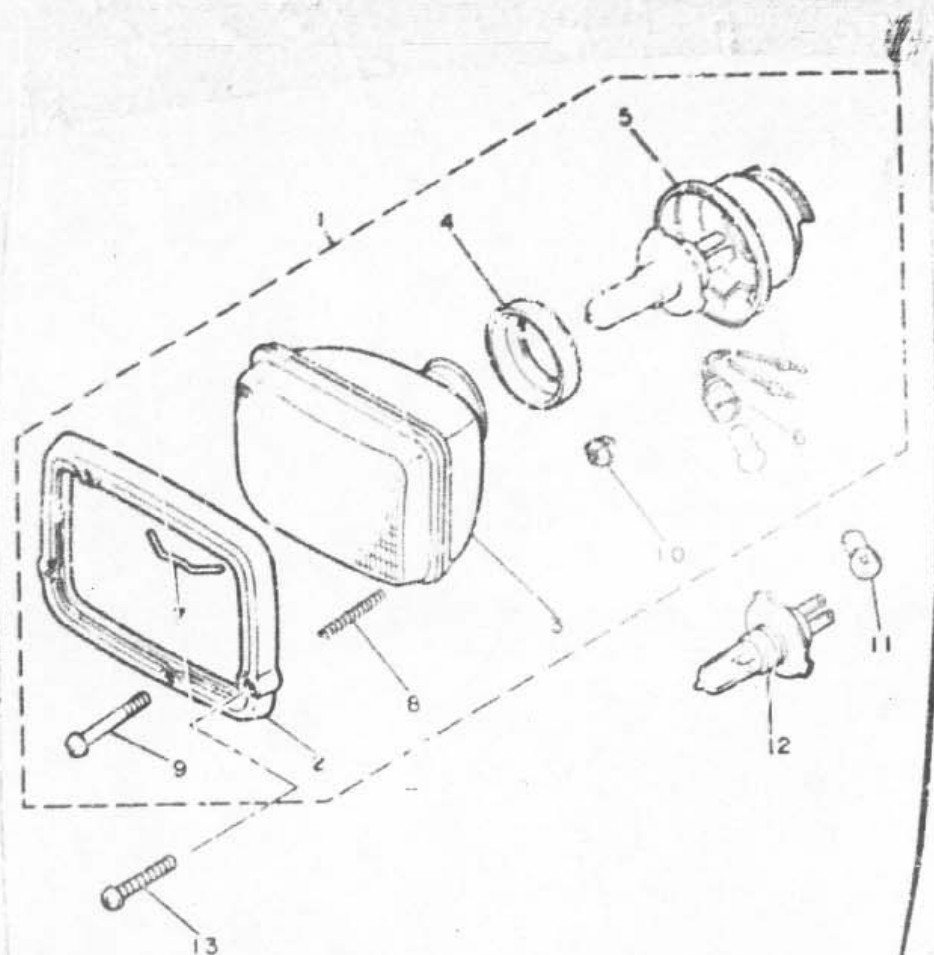
FIG. 40 METER



REF. NO.	PART NO.	DESCRIPTION	QTY	REMARKS
29	90201-080A3	WASHER, plate	2	
30	90176-08055	NUT, crown	2	
31	33M1-83050-0C	SPEEDOMETER CABLE ASSY	1	

51J300-5410

FIG. 41 HEADLIGHT

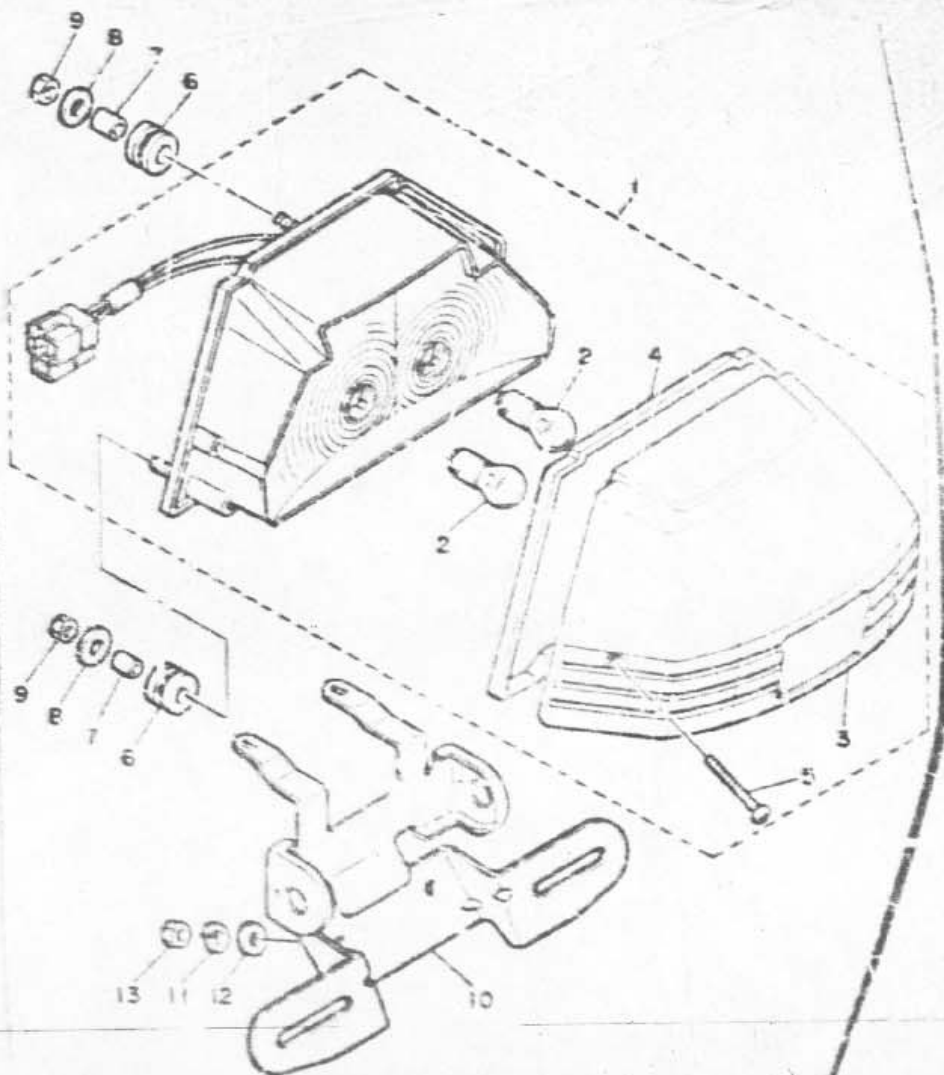


REF. NO.	PART NO.	DESCRIPTION	QTY	REMARKS
1	31A-84303-00	HEADLIGHT UNIT ASSY	1	
2	31A-84316-00	RIM, headlight	1	
3	11U-84321-00	LENS ASSY	1	
4	2F9-84375-00	FITTING PLATE, bulb	1	
5	2F9-84397-01	COVER, socket	1	
6	4L-84346-00	SOCKET, pilot light	1	
7	EG2-84324-A0	SPRING, reflector	1	
8	341-84332-60	SPRING, screw	2	
9	95501-04050	SCREW, pan head	2	
10	198-84334-30	NUT, adjusting	2	
11	*	BULB (12V-60/55W)	1	LM
12	*	BULB (12V-60/55W)	1	LM HALOGEN
13	92780-08025	SCREW, flat head	2	



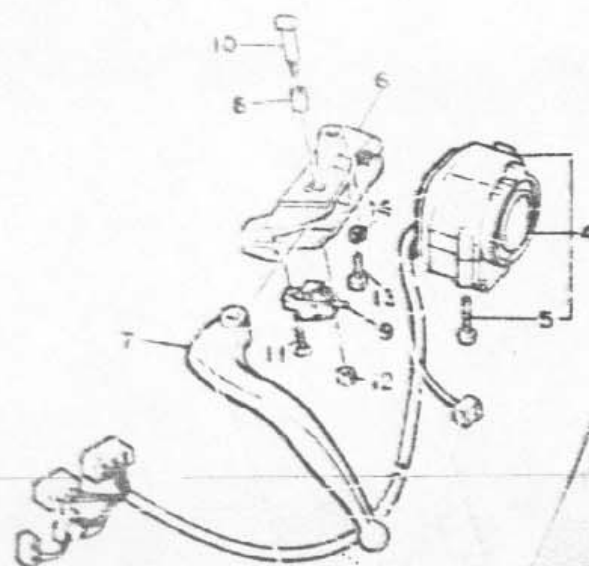
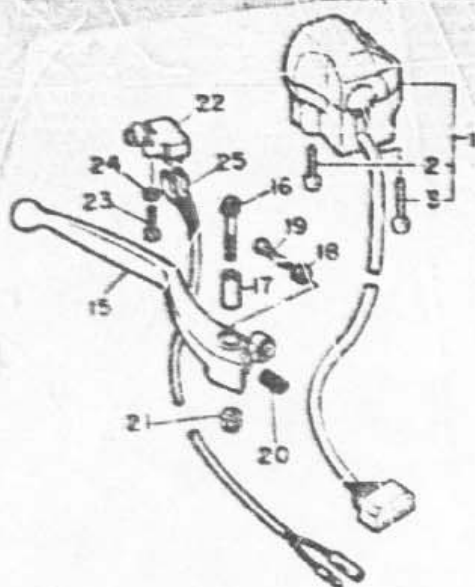
31A000-3430

FIG. 42 TAILLIGHT



REF NO	PART NO.	DESCRIPTION	QTY	REMARKS
1	51J-84710-E0	TAILLIGHT UNIT ASSY	1	
2	31L-84714-00	BULB, taillight (12V-21/5W)	2	
3	45A-84721-00	LENS, taillight	1	
4	37M-84723-00	GASKET, tail lens	1	
5	57706-40530	SCREW, tapping	2	
6	33M-84736-00	DAMPER, tail 1	3	
7	80387-061K9	COLLAR	3	
8	80201-06067	WASHER, plate	3	
9	95303-06800	NUT	3	
10	3KM-84751-00	BRACKET, license	1	
11	92906-05100	WASHER, spring	2	
12	80201-06055	WASHER, plate	2	
13	95316-06800	NUT	2	

# F3-43 HANDLE SWITCH, LEVER



ASA 110-4040

REF. NO.	PART NO.	DESCRIPTION	QTY	REMARKS
1	31A-83863-01	SWITCH, handle 3 (R/GHT)	1	
2	565X-00040	SCREW, pan head	1	
2	88506-05045	SCREW, pan head	1	
4	2HW-83172-00	SWITCH, handle 4	1	
5	99506-00050	SCREW, pan head	2	
6	31A-82911-00	HOLDER, lever 1	1	
7	31A-83912-00	LEVER 1	1	
8	31A-82913-00	COLLAR, lever 1	1	
9	31A-82917-00	SWITCH	1	
10	31A-83945-00	BOLT, lever	1	
11	98702-03036	SCREW, flat head	1	
12	55616-06100	NUT, u	1	
13	87001-06025	BOLT	1	
14	92205-06100	WASHER, spring	1	
15	36Y-83522-00	LEVER 2	1	
16	90170-06074	BOLT, hexagon socket head	1	
17	36Y-83513-00	COLLAR, lever 1	1	
18	90170-06010	NUT	1	
19	90149-06153	SCREW	1	
20	90501-10312	SPRING, compression	1	
21	55616-06100	NUT, u	1	
22	36Y-83530-01	FRONT & TOP SWITCH ASSY	1	
23	88506-04018	SCREW, pan head	1	
24	88506-04800	WASHER, plate	1	
25	49A-82531-00	WIRE, lead	1	

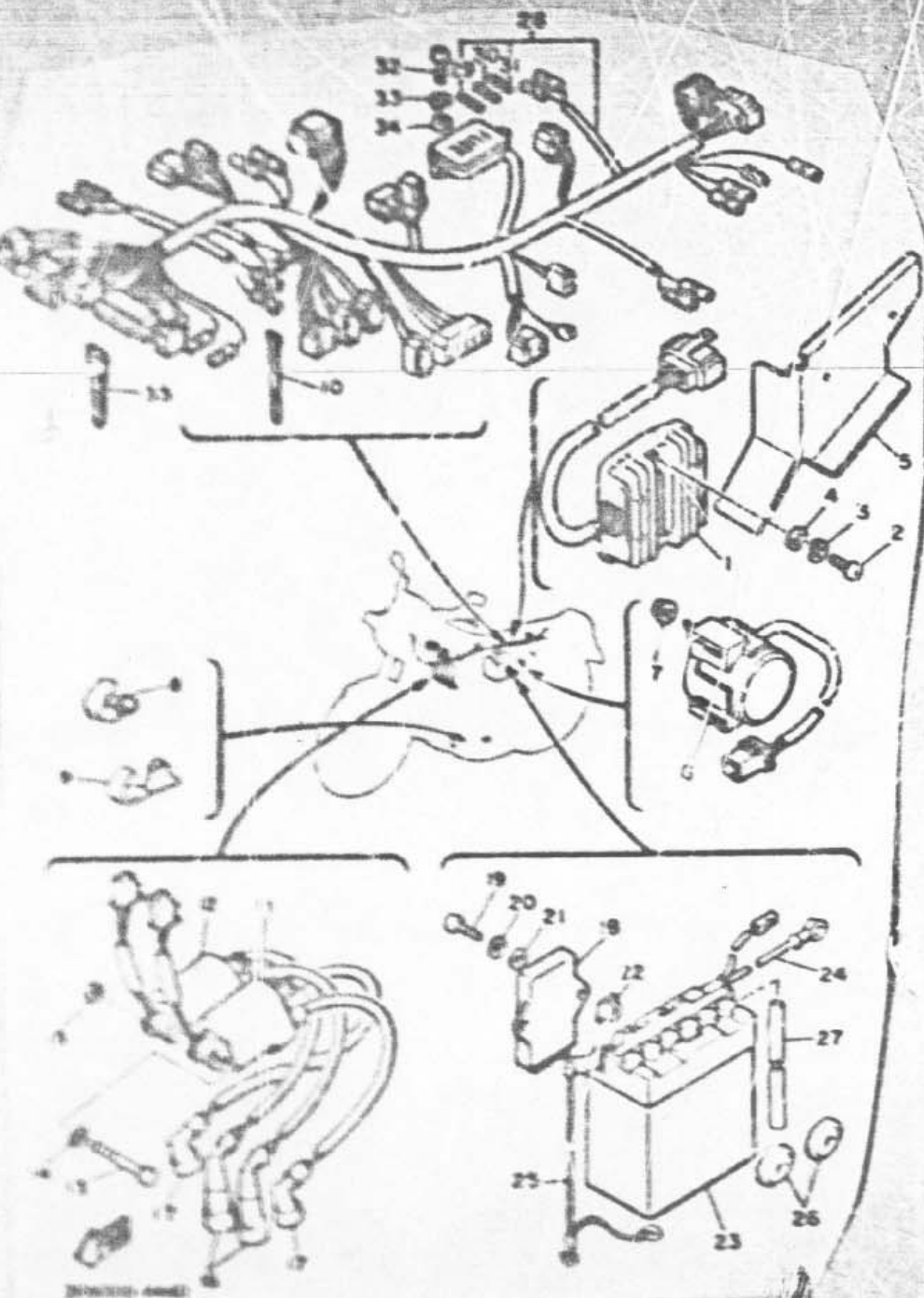
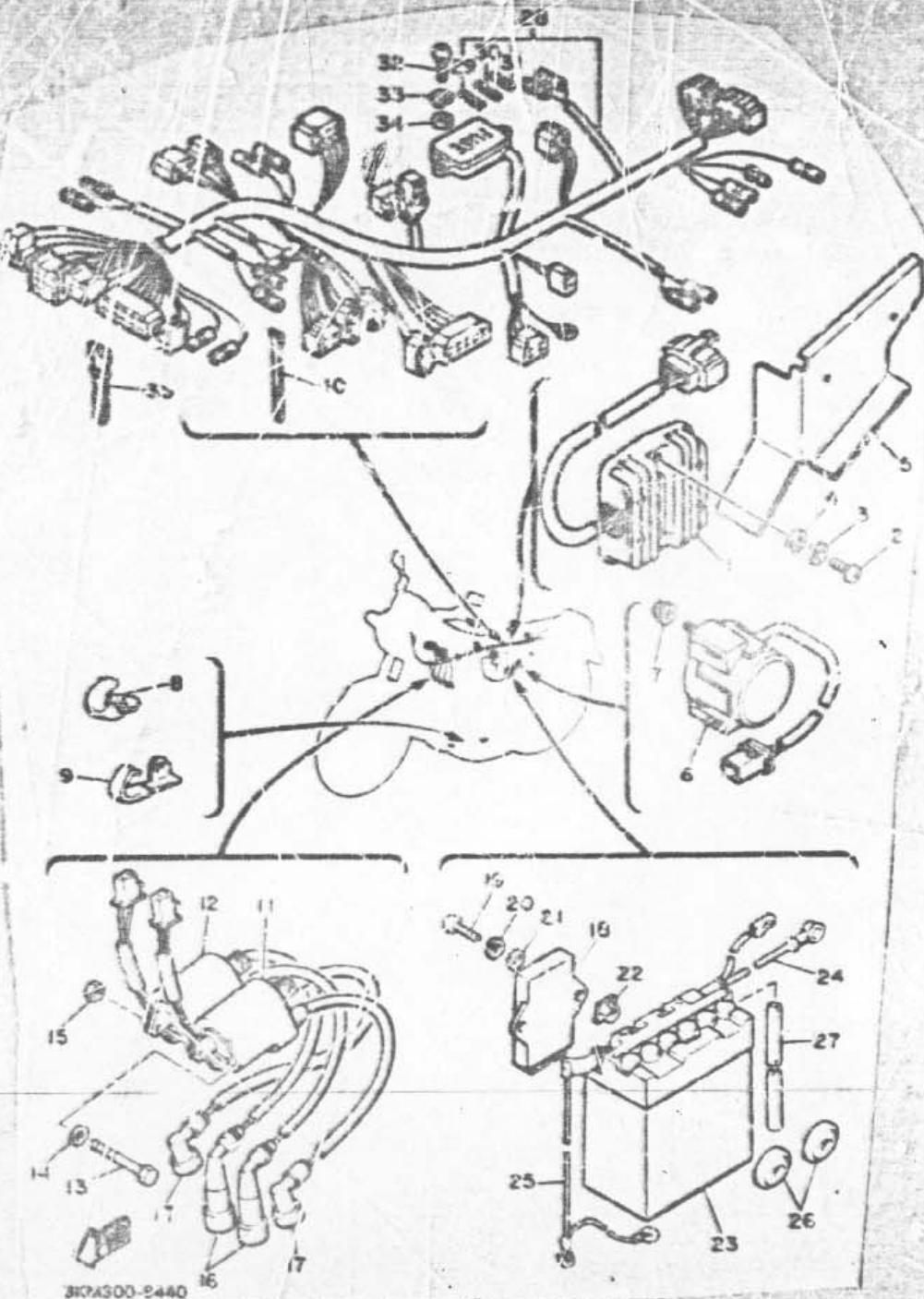


FIG. 1 ELECTRICAL 1

REF. NO.	PART NO.	DESCRIPTION	QTY	REMARKS
1	47X-81160-A1	RECTIFIER & REGULATOR ASSY	1	
2	82501-08027	SCREW, pan head	2	
3	92990-08100	WASHER, spring	2	
4	92990-06800	WASHER, plate	2	
5	310M-11575-00	PLATE, rectifier string	1	
6	3AY-81940-00	STARTER SWITCH ASSY	1	
7	95701-08600	NUT, flange	2	
8	90462-08078	CLAMP	3	
9	90462-08087	CLAMP	1	
10	341-26397-01	BAND	1	
11	ZXL-82310-10	IGNITION COIL ASSY	1	
12	ZXL-82320-10	IGNITION COIL ASSY	1	
13	97302-06085	VOLT	2	
14	92990-06600	WASHER, plate	2	
15	95303-06800	NUT	2	
16	4G0-82370-21	PLUG CAP ASSY	2	
17	55X-82370-00	PLUG CAP ASSY	2	
18	310M-82305-01	IGNITOR UNIT ASSY	1	
19	92501-08012	SCREW, pan head	1	
20	92990-08100	WASHER, spring	1	
21	92990-06600	WASHER, plate	1	
22	4G0-21736-01	NUT, plate	1	
23	366-82110-73	BATTERY ASSY (12/12A-4A)	1	
24	334-82115-00	WIRE, plus lead	1	
25	4G0-82116-00	WIRE, minus lead	1	
26	371-82121-01	PAD, battery	2	
27	90445-08342	HOSE	1	
28	310M-82580-00	WIRE HARNESS ASSY	1	

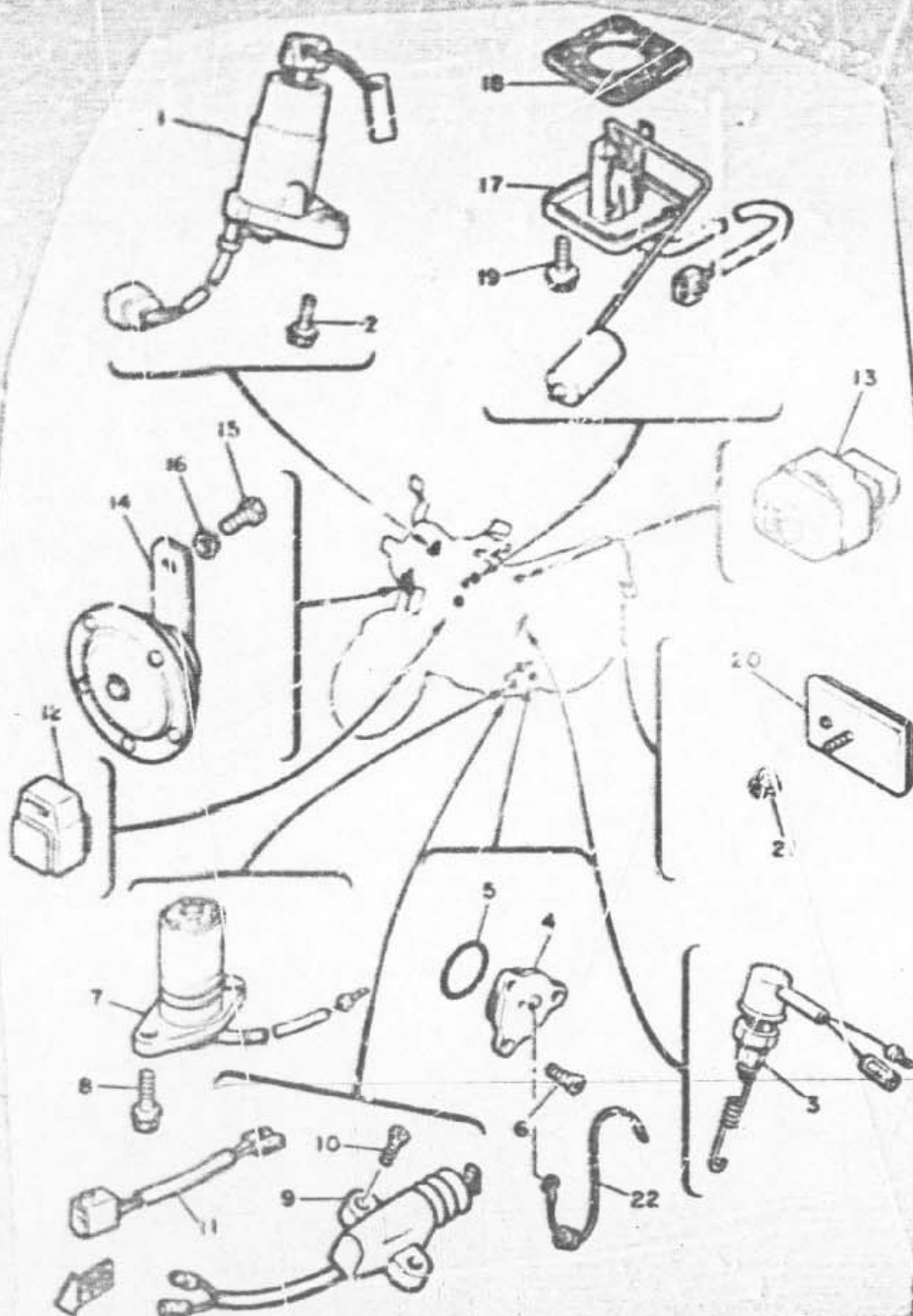
FIG. 44 ELECTRICAL 1



REF. NO.	PART NO.	DESCRIPTION	QTY	REMARKS
28	2147-82151-00	FUSE (12V-30A)	1	
30	1/4-82151-00	FUSE (70A)	1	
31	118-82151-00	FUSE (10A)	2	
37	28501-08018	SCREW, pan head	2	
43	82990-36100	WASHER, spring	2	
34	82901-05600	WASHER, plate	2	
35	90485-13189	CLAMP	3	

310A300-2440

FIG. 15 ELECTRICAL 2



REF. NO.	PART NO.	DESCRIPTION	QTY	REMARKS
1	3KS-82571-00	MAIN SWITCH, INTERRING LOCK	1	
2	57522-06217	BOLT, with washer	2	
3	33M-82537-01	STOP SWITCH ASSY	1	
4	1LD-82547-00	NEUTRAL SWITCH ASSY	1	
5	83110-77189	O-RING	1	
6	98701-08012	SCREW, flat head	3	
7	4L0-82725-00	OIL LEVEL GAUGE ASSY	1	
8	85078-03016	BOLT, flange	2	
9	4L8-82566-00	SWITCH, side stand	1	
10	91152-06021	SCREW, countersunk	2	
11	48A-82541-00	WIRE, lead	1	
12	2UJ-81950-00	RELAY ASSY	1	
13	3CW-83350-00	FLASHER RELAY ASSY	1	
14	4L0-83371-30	HORN	1	
15	97002-08012	BOLT	1	
16	92902-08100	WASHER, spring	1	
17	33M-85762-00	SENDING UNIT ASSY, fuel meter	1	
18	5G3-56753-00	GASKET, sender unit	1	
19	90119-06071	BOLT, with washer	4	
20	3Y6-85130-01	REAR REFLECTOR ASSY	1	
21	95708-05500	NUT, flange	1	
22	3KM-82541-00	WIRE, lead	1	

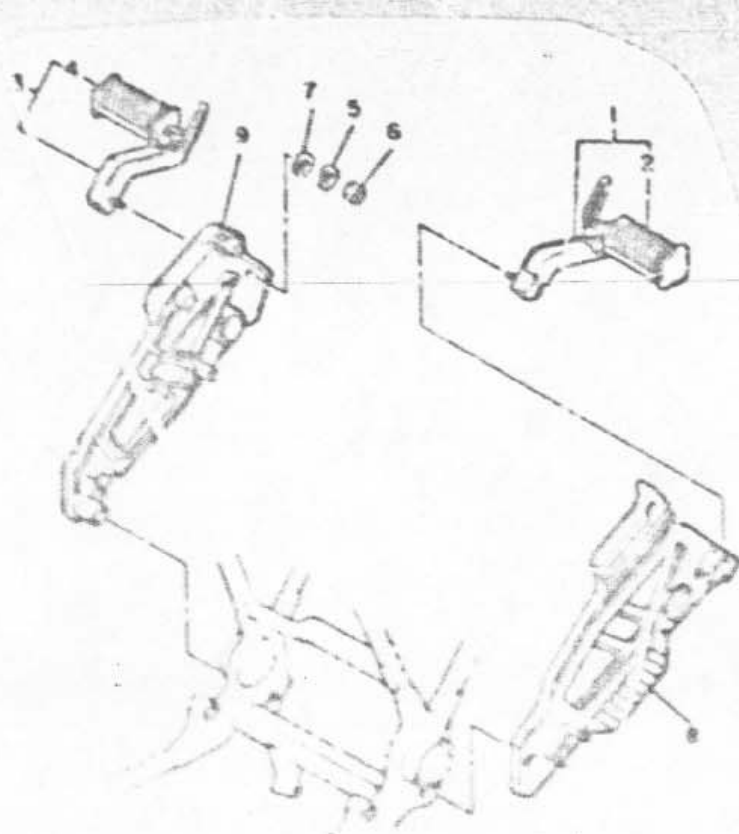
# FOR

# DENMARK

# NORWAY

The following pages provides a listing \* only the parts that meet the specifications peculiar to your market. For those parts not appearing in these pages, refer to the "GENERAL SPEC" section.

FIG. 48 ALTERNATE (CHASSIS)



REF. NO.	PART NO.	DESCRIPTION	QTY	REMARKS
1	51J-27430-00	REAR FOOTREST ASSY 1	1	
2	447-27433-03	COVER, footrest	1	
7	51J-27440-00	REAR FOOTREST ASSY 2	1	
4	447-27433-00	COVER, footrest	1	
5	92901-10100	WASHER, spring	2	
8	95311-10000	NUT	2	
7	92901-10000	WASHER, plate	2	
9	51J-27442-00	BRACKET 2	1	
9	51J-27443-00	BRACKET 3	1	

# FOR FINLAND

The following pages provides a listing of only the parts that meet the specifications peculiar to your market. For those parts not appearing in these pages, refer to the "GENERAL SPEC" section.

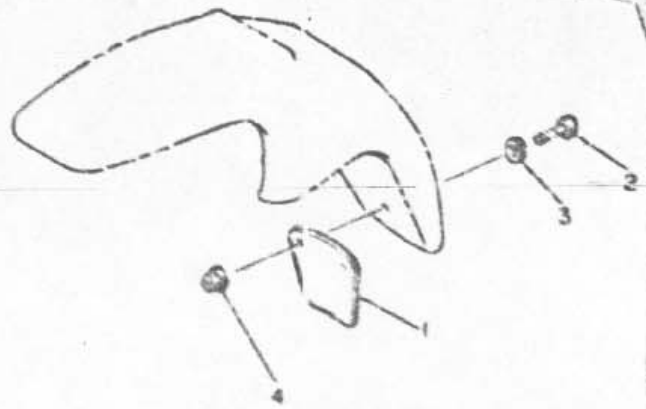


FIG. 47 ALTERNATE (CHASSIS)

UFF NO.	PART NO.	DESCRIPTION	QTY	REMARKS
1	355-21321-00	FLAP, front fender	1	
2	92506-06016	SCREW, pan head	2	
3	32906-06100	WASHER, spring	2	
4	15706-06500	NUT, flange	2	

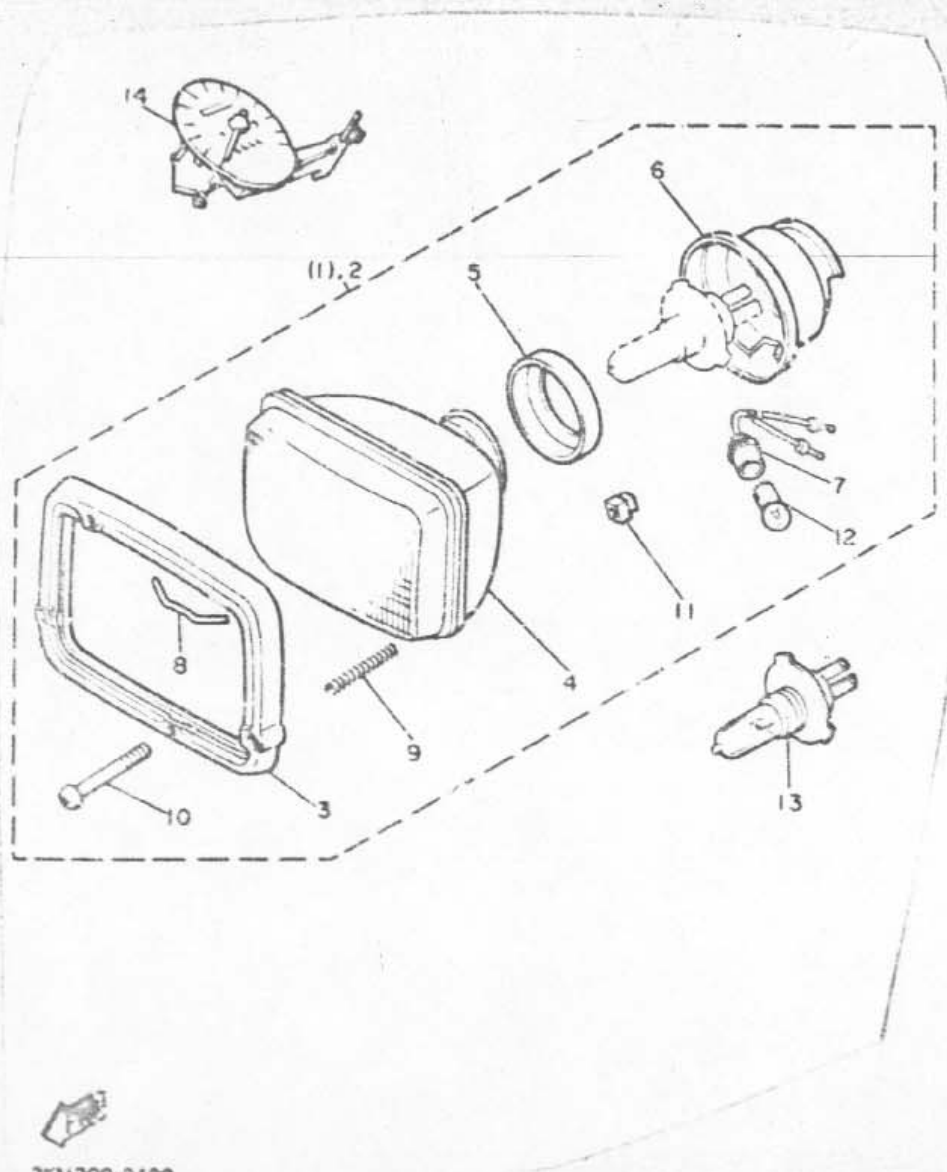


30063 10-4-70

# FOR ENGLAND

The following pages provides a listing of only the parts that meet the specifications peculiar to your market. For those parts not appearing in these pages, refer to the "GENERAL SPEC" section.

FIG. 48 ALTERNATE (ELECTRICAL)



REF. NO.	PART NO.	DESCRIPTION	QTY	REMARKS
1	31A-84303-G0	HEADLIGHT UNIT ASSY	*	
2	31A-84303-E0	HEADLIGHT UNIT ASSY	1	
3	31A-84315-00	.RIM, headlight	1	
4	11U-84321-E0	.LENS ASSY	1	
5	2F9-84375-00	.FITTING PLATE, bulb	1	
6	2F9-84397-01	.COVER, socket	1	
7	34L-84346-00	.SOCKET, pilot light	1	
8	5G2-84324-A0	.SPRING, reflector	1	
9	341-84332-60	.SPRING, screw	2	
10	98501-04050	.SCREW, pan head	2	
11	198-84324-60	.NUT, adjusting	2	
12	123-83516-21	.BULB (12V-3.4W)	1	
13	*	BULB (12V-60/55W)	1	LM HALOGEN
14	41Y-83570-G0	SPEEDOMETER ASSY	1	MILE/H



3KM300-9480

# FOR SWEDEN

The following pages provides a listing of only the parts that meet the specifications peculiar to your market. For those parts not appearing in these pages, refer to the "GENERAL SPEC" section.

REF NO.	PART NO.	DESCRIPTION	QTY	REMARK
------------	----------	-------------	-----	--------

1	51J-8353G-40	CASE, upper	1	
---	--------------	-------------	---	--



248.300-7520

F14