



YAMAHA

PARTS CATALOGUE

XJ650'80 (4K0)

EUROPE

104K0-300E1

CONTENTS

GENERAL SPEC. (W. GERMANY)

ENGINE

Fig. 1	CYLINDER HEAD	1
Fig. 2	CYLINDER	2
Fig. 3	CRANKSHAFT - PISTON	3
Fig. 4	CAMSHAFT - CHAIN	4
Fig. 5	VALVE	5
Fig. 6	OIL PUMP	7
Fig. 7	OIL CLEANER	8
Fig. 8	OIL COOLER	9
Fig. 9	INTAKE	10
Fig. 10	CARBURETOR	11
Fig. 11	EXHAUST	14
Fig. 12	CRANKCASE	15
Fig. 13	CRANKCASE COVER	17
Fig. 14	A-C-GENERATOR	19
Fig. 15	PICKUP COIL - GOVERNOR	20
Fig. 16	STARTING MOTOR	21
Fig. 17	STARTER CLUTCH	22
Fig. 18	CLUTCH	23
Fig. 19	TRANSMISSION	25
Fig. 20	MIDDLE DRIVE GEAR	27
Fig. 21	TACHOMETER GEAR	29
Fig. 22	SHIFT CAM - FORK	30
Fig. 23	SHIFT SHAFT - PEDAL	31

CHASSIS

Fig. 24	FRAME	32
Fig. 25	FRONT FENDER - REAR FENDER	33
Fig. 26	SIDE COVER - TOOL	34
Fig. 27	REAR ARM - SUSPENSION	36

Fig. 28	DRIVE SHAFT	37
Fig. 29	FRONT FORK	40
Fig. 30	STEERING	41
Fig. 31	FUEL TANK	42
Fig. 32	SEAT	44
Fig. 33	FRONT WHEEL	45
Fig. 34	FRONT BRAKE CALIPER	46
Fig. 35	REAR WHEEL	47
Fig. 36	HANDLEBAR - CABLE	49
Fig. 37	FRT MASTER CYLINDER	50
Fig. 38	STAND - FOOTREST	51
Fig. 39	FLASHER LIGHT	53
Fig. 40	SPEEDOMETER - TACHOMETER	54
Fig. 41	HEADLIGHT	56
Fig. 42	TAILLIGHT	57
Fig. 43	ELECTRICAL 1	58
Fig. 44	ELECTRICAL 2	60
Fig. 45	HANDLE SWITCH - LEVER	61

REPAIR KIT

Fig. 46	REPAIR KIT	64
---------	------------	----

INDIVIDUAL SPEC.

FOR AUSTRIA

Fig. 47	FLASHER LIGHT	66
Fig. 48	ELECTRICAL	67

FOR BELGIUM

HOLLAND

ITALY

Fig. 49	FRONT FORK	70
Fig. 50	CHASSIS	71
Fig. 51	ELECTRICAL	72
Fig. 52	HEADLIGHT	73

FOR DENMARK

NORWAY

SWEDEN

SWITZERLAND

Fig. 53	ELECTRICAL	76
---------	------------	----

INDEX (GENERAL SPEC.)

NUMERICAL INDEX

PARTS NAME INDEX

INDEX (INDIVIDUAL SPEC.)

NUMERICAL INDEX

Part No.	Description	Fig.
05-0000-000	FRONT FLASHER LIGHT	1
05-0000-001	BULB (5V-15W)	1
05-0000-002	REFLECTOR	1

- Modifications or additions which have been made after issue of this document should be announced in the Yamaha Parts News, or J27000.
- It is advisable that according to the Yamaha Parts News you make in the Parts Catalogue on hand at least 10 copies of this.



Color Code	Description	Accessories
40	CARDINAL RED	800-678-2269
20	CRYSTAL SILVER	800-678-2269
10	BURGUNDY	800-678-2269
30	BLACK	800-678-2269
50	SILVER	800-678-2269

The colors of graphics are represented in the "Remarks" column by the letter(s)



FOREWORD

This Parts Catalogue is related to the parts in use for the Yamaha XJ650'80 (4K0)

When you are ordering replacement parts for the XJ650'80 (4K0), refer to this Parts Catalogue and quote both part numbers and part names correctly.

1. Modifications or additions which have been made after issue of the Parts Catalogue will be announced in the Yamaha Parts News.
It is advisable that according to the Yamaha Parts News you make necessary corrections to the Parts Catalogue on hand to keep it up-to-date.

2. Abbreviations

The following abbreviations are used in this Parts Catalogue.

U.R.	Use size (thickness) and/or number as required.
U.N.	Use as many as you need.
A.P.	Alternate Parts
L.M.	Local Made
F#	Frame No. (Applicable machine No.)

3. The parts marked with (*) in the parts number column of this Catalogue are not supplied with by Yamaha, those have to be found locally.
4. Parts, which are to be supplied in the form of assemblies, are listed with an indentation of one letter's space, and a dot (.) is put against the name of each part.

EXAMPLE CARBURETOR ASS'Y
 .JET, pilot
 .NOZZLE, main

5. Indication of No. of constituent parts for assembly

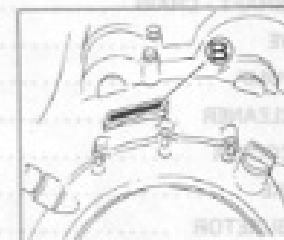
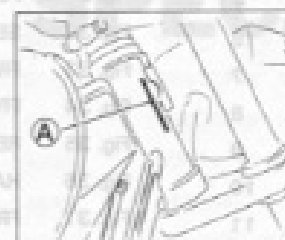
The numeral appearing to the right of each constituent part under the description indicates the quantity of such parts for each individual assembly unit.

EXAMPLE

Part No.	Description	Qty	Remarks
2F8-83310-60	FRONT FLASHER LIGHT ASS'Y	2	
115-83311-60	. BULB (8V-18W)	1	
1M1-83309-60	. REFLECTOR	1	

6. Initial Serial No. and Color Code

Ⓐ	Frame Serial No.	4K0-000101 and following
Ⓑ	Engine Serial No.	4K0-000101 and following



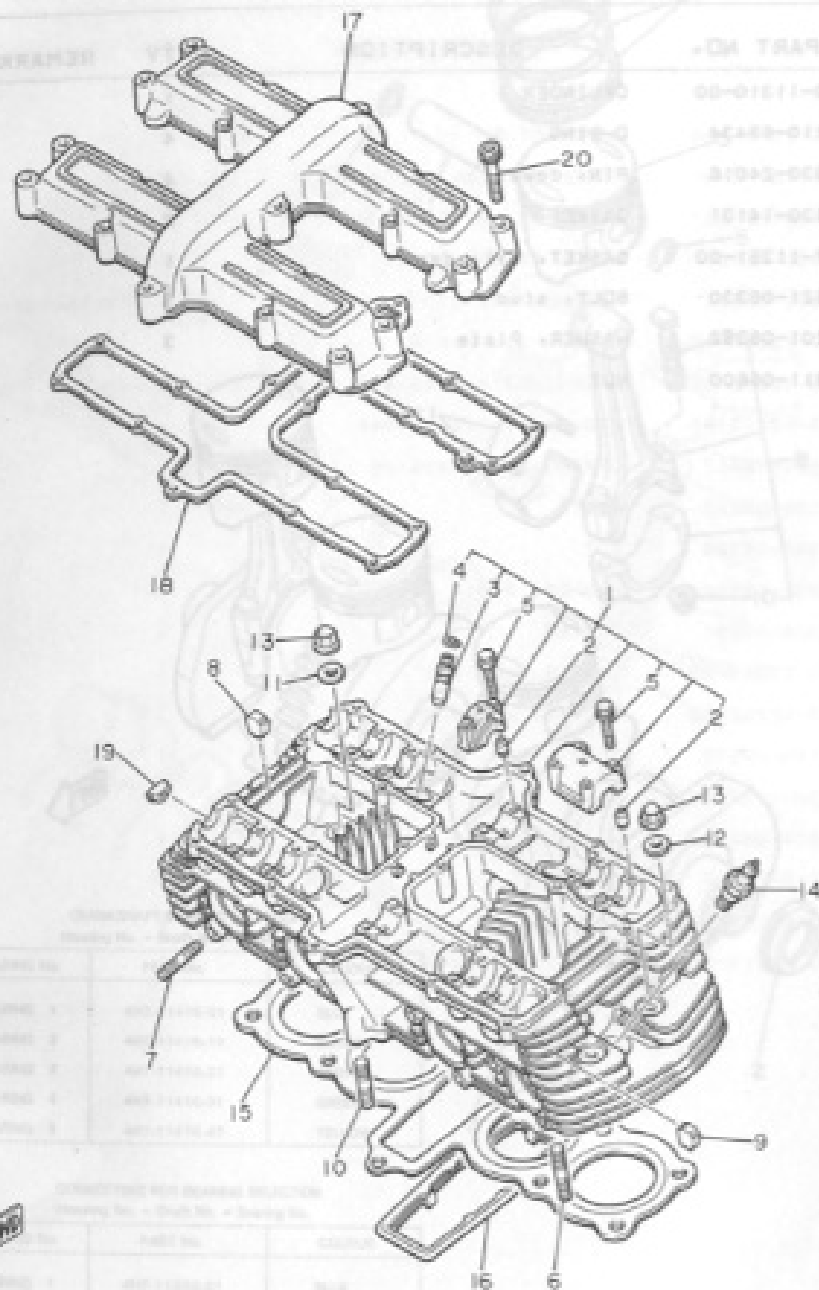
Color Code	Color Name	Abbreviate
4H	CARDINAL RED	CDR
20	CRYSTAL SILVER	CSL

7. Applicable colors of graphics are represented in the "Remarks" column by the letter(s) appropriately picked out of the full word(s) showing such colors.

EXAMPLE

Part No.	Description	Qty	Remarks
2N4-24110-00-X5	FUEL TANK COMP.	1	MAXIM RED
3J1-24240-10	. GRAPHIC, fuel tank set	1	for MXR

FIG. 1 CYLINDER HEAD



REF. NO.	PART NO.	DESCRIPTION	Q'TY	REMARKS
1	4K0-11110-00	CYLINDER HEAD ASSY	1	
2	91810-18016	.PIN, dowel	12	
3	4H7-11133-10	.GUIDE, intake valve (1ST O/S)	8	
4	93440-12052	.CIRCLIP	8	
5	90105-06153	.BOLT, washer based	20	
6	95621-08325	BOLT, stud	1	
7	95611-06630	BOLT, stud	8	
8	434-11161-00	ABSORBER 1	8	
9	4H7-11161-00	ABSORBER 1	14	
10	95621-08335	BOLT, stud	1	
11	90201-11597	WASHER, Plate	10	
12	90201-10128	WASHER, Plate	2	
13	90179-10277	NUT	12	
14	94701-00117	PLUG, spark (NGK BP-7ES)	4	
15	4H7-11181-02	GASKET, cylinder head 1	1	
16	4H7-11355-00	SEAL, cylinder 1	1	
17	4K0-11191-00	COVER, cylinder head 1	1	
18	4H7-11193-00	GASKET, head cover 1	1	
19	1J7-11138-00	PLUG	2	
20	91316-06035	BOLT	20	

FIG. 2 CYLINDER

Q'TY	DESCRIPTION	PART NO.	REF. NO.	PART NO.	DESCRIPTION	Q'TY	REMARKS
1	CYLINDER HEAD ASSEMBLY	00-0111-00	1	4K0-11310-00	CYLINDER	1	
2	WASHER, PLATE	00-1011-00	2	93210-69434	O-RING	4	
3	BOLT, STUD	00-1131-00	3	91830-24016	PIN, dowel	4	
4	GASKET	00-1131-00	4	90430-14131	GASKET	2	
5	GASKET, CYLINDER	00-1131-00	5	4H7-11351-00	GASKET, CYLINDER	1	
6	BOLT, STUD	00-1131-00	6	95621-08330	BOLT, STUD	1	
7	WASHER, PLATE	00-1131-00	7	90201-08382	WASHER, PLATE	3	
8	NUT	00-1131-00	8	95311-08600	NUT	3	

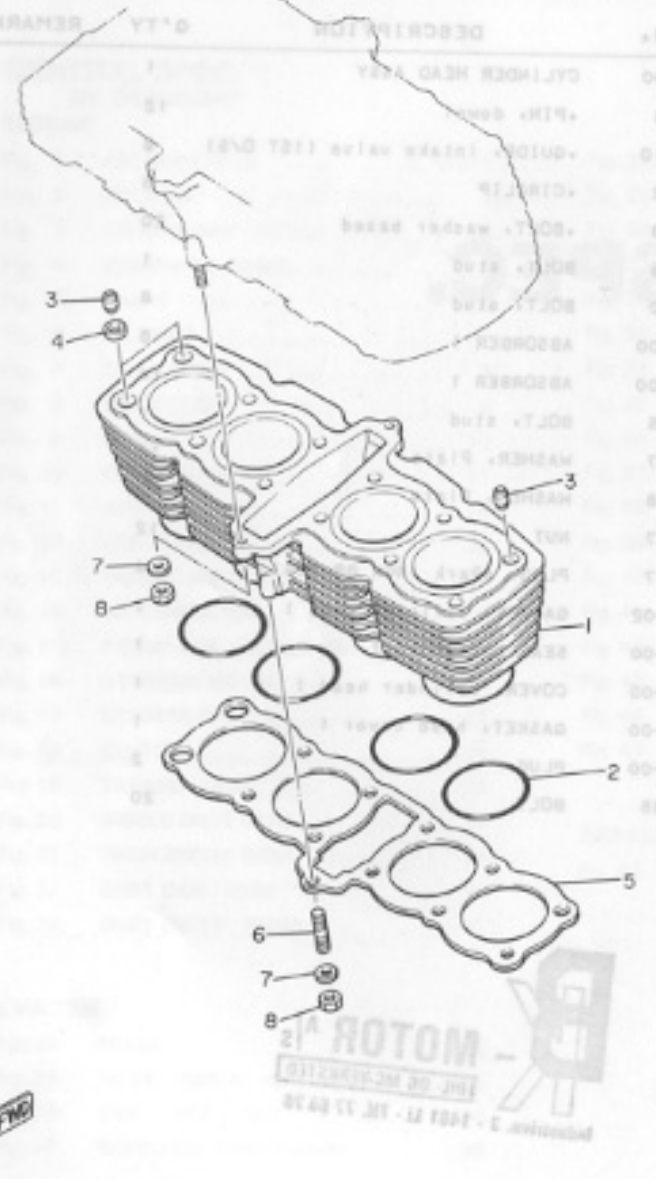
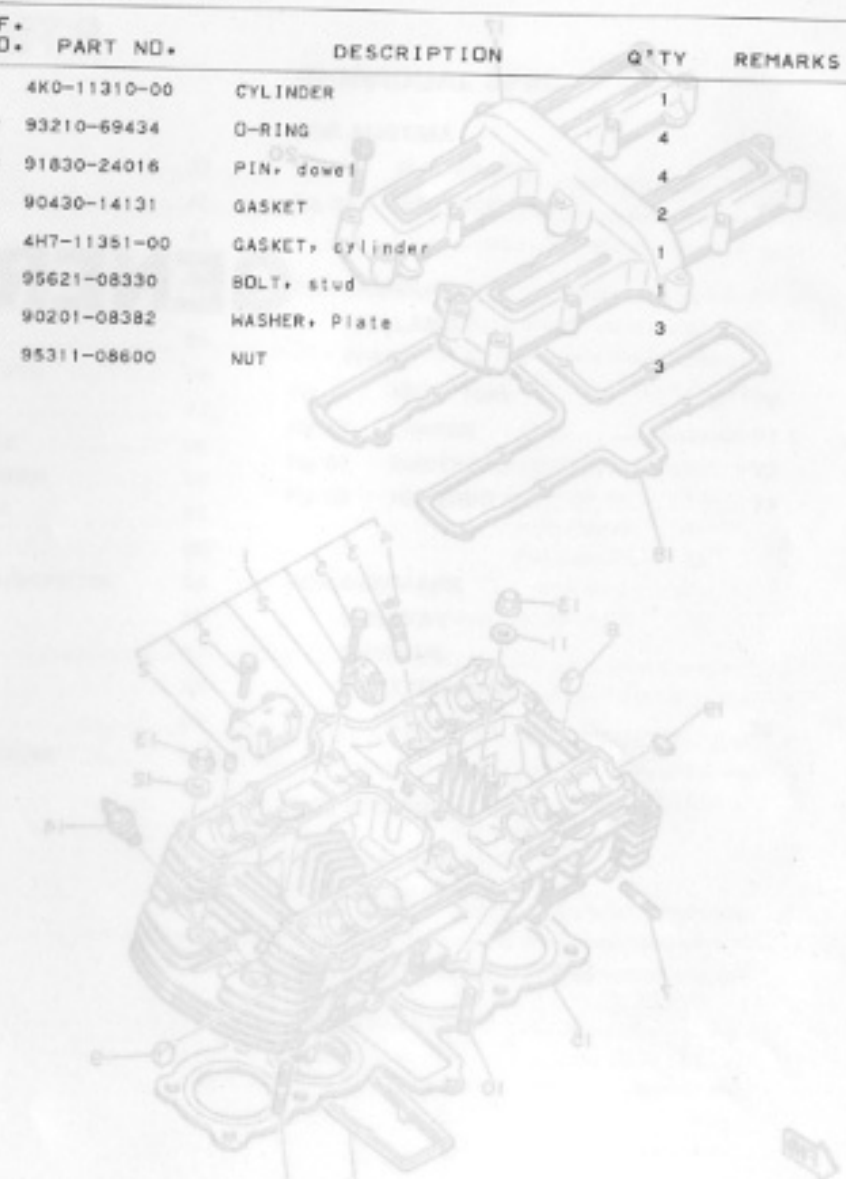
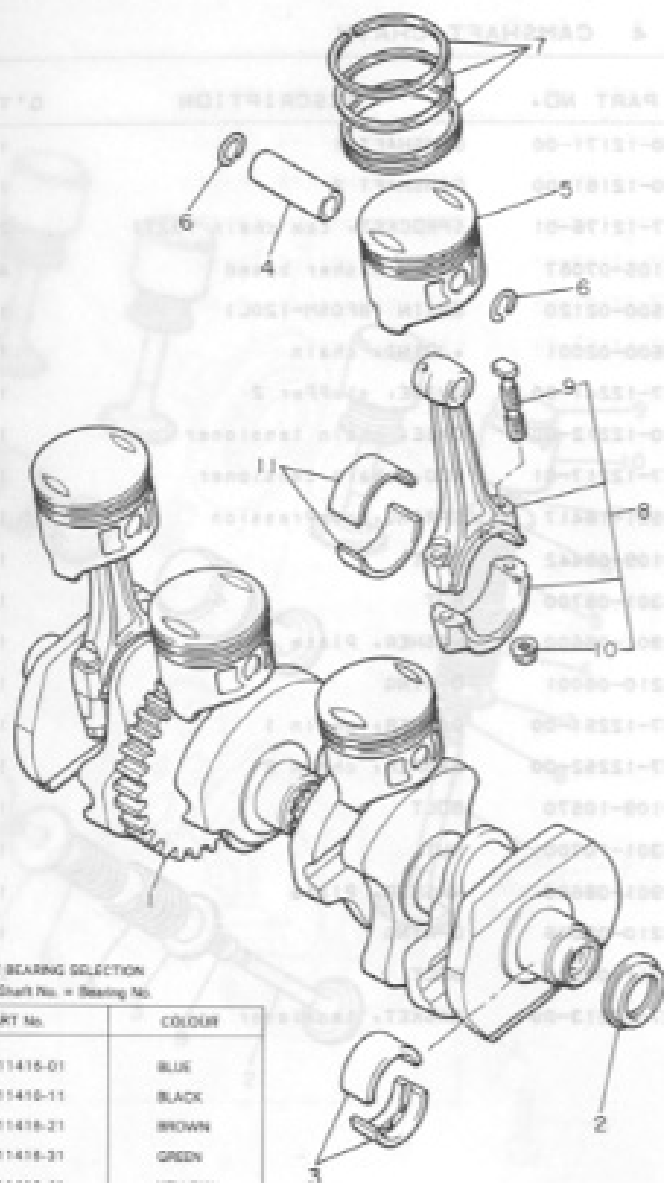



FIG. 3 CRANKSHAFT-PISTON



CRANKSHAFT BEARING SELECTION
Housing No. - Shaft No. = Bearing No.

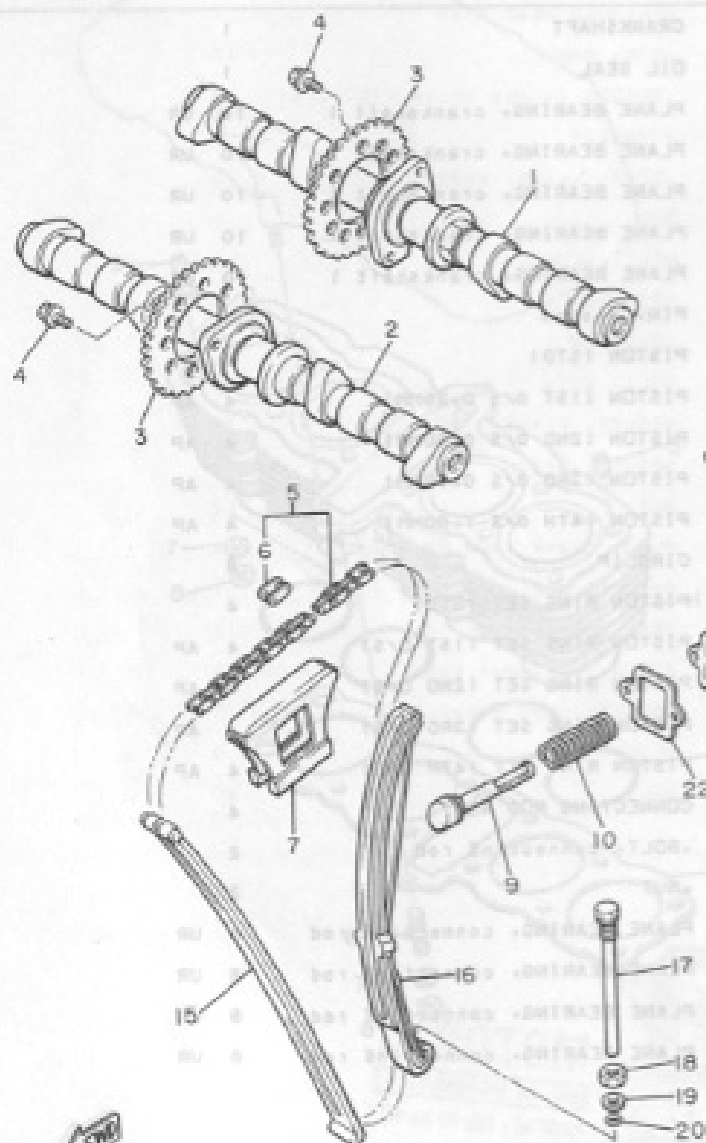
BEARING No.	PART No.	COLOR
BEARING 1	4H7-11416-01	BLUE
BEARING 2	4H7-11416-11	BLACK
BEARING 3	4H7-11416-21	BROWN
BEARING 4	4H7-11416-31	GREEN
BEARING 5	4H7-11416-41	YELLOW

CONNECTING ROD BEARING SELECTION
Housing No. - Shaft No. = Bearing No.

BEARING No.	PART No.	COLOR
BEARING 1	4H7-11656-01	BLUE
BEARING 2	4H7-11656-11	BLACK
BEARING 3	4H7-11656-21	BROWN
BEARING 4	4H7-11656-31	GREEN

REF. NO.	PART NO.	DESCRIPTION	Q'TY	REMARKS
1	4H7-11411-10	CRANKSHAFT	1	
2	93101-32088	OIL SEAL	1	
3	4H7-11416-01	PLANE BEARING, crankshaft 1	10	UR
4	4H7-11416-11	PLANE BEARING, crankshaft 1	10	UR
5	4H7-11416-21	PLANE BEARING, crankshaft 1	10	UR
6	4H7-11416-31	PLANE BEARING, crankshaft 1	10	UR
7	4H7-11416-41	PLANE BEARING, crankshaft 1	10	UR
8	4H7-11633-00	PIN, Piston	4	
9	4H7-11631-00	PISTON (STD)	4	
10	4H7-11635-00	PISTON (1ST O/S 0.25MM)	4	AP
11	4H7-11636-00	PISTON (2ND O/S 0.50MM)	4	AP
12	4H7-11637-00	PISTON (3RD O/S 0.75MM)	4	AP
13	4H7-11638-00	PISTON (4TH O/S 1.00MM)	4	AP
14	93450-17044	CIRCLIP	8	UR
15	4H7-11610-00	PISTON RING SET (STD)	4	UR
16	4H7-11610-10	PISTON RING SET (1ST O/S)	4	AP
17	4H7-11610-20	PISTON RING SET (2ND O/S)	4	AP
18	4H7-11610-30	PISTON RING SET (3RD O/S)	4	AP
19	4H7-11610-40	PISTON RING SET (4TH O/S)	4	AP
20	4H7-1165-00	CONNECTING ROD ASSY	4	
21	4H7-11654-00	BOLT, connecting rod	2	
22	90179-07307	NUT	2	
23	4H7-11656-01	PLANE BEARING, connecting rod	8	UR
24	4H7-11656-11	PLANE BEARING, connecting rod	8	UR
25	4H7-11656-21	PLANE BEARING, connecting rod	8	UR
26	4H7-11656-31	PLANE BEARING, connecting rod	8	UR

FIG. 4 CAMSHAFT CHAIN



REF. NO.	PART NO.	DESCRIPTION	Q'TY	REMARKS
1	4K0-12171-00	CAMSHAFT 1	1	
2	4K0-12181-00	CAMSHAFT 2	1	
3	4H7-12176-01	SPROCKET, cam chain (32T)	2	
4	90105-07087	BOLT, washer based	4	
5	94500-02120	CHAIN (BF05M-120L)	1	
6	94600-02001	JOINT, chain	1	tsubakimoto
7	4H7-12241-00	GUIDE, stopper 2	1	
8	4K0-12212-00	CASE, chain tensioner	1	
9	4H7-12217-01	ROD, chain tensioner	1	
10	90501-16417	SPRING, compression	1	
11	90109-08442	BOLT	1	
12	95301-08700	NUT	1	
13	92901-06600	WASHER, Plate	1	
14	93210-06001	O-RING	1	
15	4H7-12251-00	DAMPER, chain 1	1	
16	4H7-12252-00	DAMPER, chain 2	1	
17	90109-10570	BOLT	1	
18	95301-10700	NUT	1	
19	92901-06600	WASHER, Plate	1	
20	93210-06006	O-RING	1	
21	91311-06040	BOLT	2	
22	4H7-12213-00	GASKET, tensioner case	1	

3VJAV 2 -01 FIG. 5 VALVE

EXHAUST	YT'D	NOIT918D230	ON PART	REF. NO.	PART NO.	DESCRIPTION	Q'TY	REMARKS
100-E	Switzerland	100-E	100-E	1	4H7-12111-00	VALVE, intake	4	
120-E	Switzerland	120-E	120-E	2	4H7-12121-00	VALVE, exhaust	4	
100-E	Switzerland	100-E	100-E	3	4H7-12116-00	SEAT, valve spring	8	
100-E	Switzerland	100-E	100-E	4	4H7-12114-00	SPRING, valve outer	8	
100-E	Switzerland	100-E	100-E	5	4H7-12113-00	SPRING, valve inner	8	
100-E	Switzerland	100-E	100-E	6	2F3-12117-00	RETAINER, valve spring	8	
100-E	Switzerland	100-E	100-E	7	1J7-12118-00	COTTER, valve	16	
100-E	Switzerland	100-E	100-E	8	1J7-12119-01	SEAL, valve stem	8	
100-E	Switzerland	100-E	100-E	9	1J7-12169-01	PAD, adjusting (2.00)	8	UR
100-E	Switzerland	100-E	100-E		1J7-12169-11	PAD, adjusting (2.05)	8	UR
100-E	Switzerland	100-E	100-E		1J7-12169-21	PAD, adjusting (2.10)	8	UR
100-E	Switzerland	100-E	100-E		1J7-12169-31	PAD, adjusting (2.15)	8	UR
100-E	Switzerland	100-E	100-E		1J7-12169-41	PAD, adjusting (2.20)	8	UR
100-E	Switzerland	100-E	100-E		1J7-12169-51	PAD, adjusting (2.25)	8	UR
100-E	Switzerland	100-E	100-E		1J7-12169-61	PAD, adjusting (2.30)	8	UR
100-E	Switzerland	100-E	100-E		1J7-12169-71	PAD, adjusting (2.35)	8	UR
100-E	Switzerland	100-E	100-E		1J7-12169-81	PAD, adjusting (2.40)	8	UR
100-E	Switzerland	100-E	100-E		1J7-12169-91	PAD, adjusting (2.45)	8	UR
100-E	Switzerland	100-E	100-E		1J7-12169-A1	PAD, adjusting (2.50)	8	UR
100-E	Switzerland	100-E	100-E		1J7-12169-E1	PAD, adjusting (2.55)	8	UR
100-E	Switzerland	100-E	100-E		1J7-12169-F1	PAD, adjusting (2.60)	8	UR
100-E	Switzerland	100-E	100-E		1J7-12169-G1	PAD, adjusting (2.65)	8	UR
100-E	Switzerland	100-E	100-E		1J7-12169-H1	PAD, adjusting (2.70)	8	UR
100-E	Switzerland	100-E	100-E		1J7-12169-J1	PAD, adjusting (2.75)	8	UR
100-E	Switzerland	100-E	100-E		1J7-12169-K1	PAD, adjusting (2.80)	8	UR
100-E	Switzerland	100-E	100-E		1J7-12169-L1	PAD, adjusting (2.85)	8	UR
100-E	Switzerland	100-E	100-E		1J7-12169-M1	PAD, adjusting (2.90)	8	UR
100-E	Switzerland	100-E	100-E		1J7-12169-N1	PAD, adjusting (2.95)	8	UR

FIG. 5 VALVE

B7

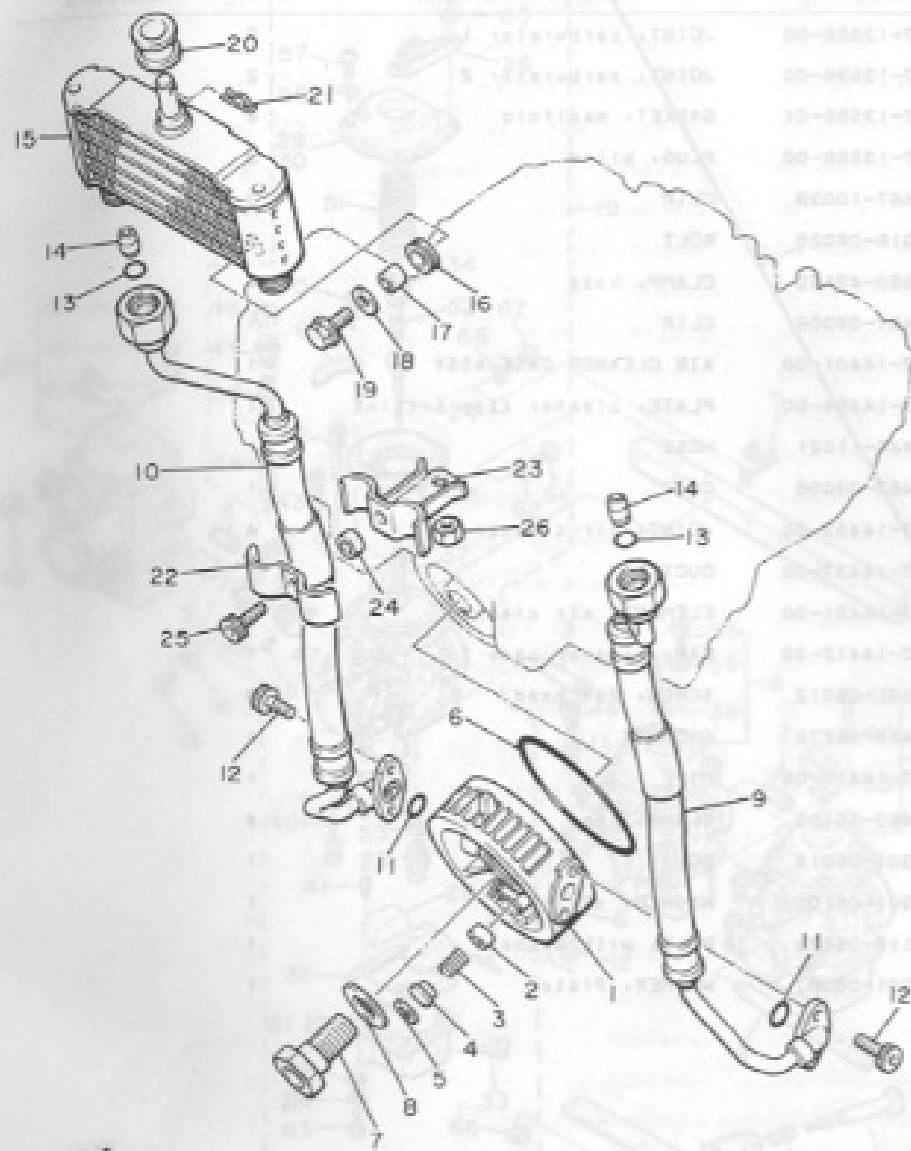
FIG. 6 OIL PUMP

REF. NO.	PART NO.	DESCRIPTION	Q'TY	REMARKS
1	4H7-13300-00	OIL PUMP ASSY	1	
2	4H7-13355-00	SPROCKET, driven (38T)	1	
3	90105-06154	BOLT, washer based	1	
4	90110-06035	BOLT, hexagon socket head	2	
5	4H7-13327-00	COVER, Pump Gear	1	
6	4H7-13328-00	GROMMET, Gear cover	1	
7	93210-18319	O-RING	1	
8	91316-06025	BOLT	1	
9	94580-25066	CHAIN	1	
10	4H7-13354-00	SPROCKET, drive (25T)	1	
11	93210-10197	O-RING	1	
12	91316-06025	BOLT	1	
13	93210-10197	O-RING	1	
14	91310-06025	BOLT	1	
15	90510-10197	O-RING	1	
16	90510-10197	O-RING	1	
17	90387-07039	COLLAR	1	
18	90387-07039	COLLAR	1	
19	90387-07039	COLLAR	1	
20	90387-07039	COLLAR	1	
21	90387-07039	COLLAR	1	
22	90387-07039	COLLAR	1	
23	90387-07039	COLLAR	1	
24	90387-07039	COLLAR	1	
25	91316-06025	BOLT	1	
26	95311-05300	NUT	1	

FIG. 7 OIL CLEANER

REF. NO.	PART NO.	DESCRIPTION	Q'TY	REMARKS
1	4K0-13447-00	COVER, oil element	1	
2	1L9-13441-10	ELEMENT, oil cleaner	1	
3	90480-23193	GROMMET	2	
4	93501-02018	BALL	1	
5	90501-12413	SPRING, compression	1	
6	91809-20018	PIN, spring	1	
7	90401-20055	BOLT, union	1	
8	93210-16325	O-RING	1	
9	93210-88324	O-RING	1	
10	90201-21608	WASHER, plate	1	
11	90501-20422	SPRING, compression	1	
12	4H7-13417-01	COVER, strainer	1	
13	4H7-13337-00	PLATE, baffle lower	1	
14	92501-06010	SCREW, Pan head	3	
15	4H7-13414-00	GASKET, strainer cover	1	
16	90340-14042	PLUG, straight screw	1	
17	214-11198-01	GASKET	1	
18	91318-06030	BOLT	13	

FIG. 8 OIL COOLER



REF. NO.	PART NO.	DESCRIPTION	Q'TY	REMARKS
1	4K0-13461-00	PLATE, adapter	1	
2	2H9-13493-00	PLUNGER	1	
3	90501-12413	SPRING, compression	1	
4	90209-06173	WASHER	1	
5	93420-17046	CIRCLIP	1	
6	93210-88324	O-RING	1	
7	90401-20053	BOLT, union	1	
8	90201-25526	WASHER, Plate	1	
9	4K0-13464-00	HOSE, oil 1	1	
10	4K0-13465-00	HOSE, oil 2	1	
11	93210-10197	O-RING	2	
12	91316-06016	BOLT	4	
13	93210-12152	O-RING	2	
14	91810-08016	PIN, dowel	2	
15	4K0-13470-00	OIL COOLER ASSY	1	
16	90480-15235	GROMMET	2	
17	90387-07674	COLLAR	2	
18	90209-06174	WASHER	2	
19	90105-06116	BOLT, washer based	2	
20	90480-16284	GROMMET	1	
21	90468-16022	CLIP	1	
22	90462-10066	CLAMP	1	
23	90462-10067	CLAMP	1	
24	90387-07638	COLLAR	1	
25	91316-06025	BOLT	1	
26	95311-08700	NUT	1	

FIG. 9 INTAKE

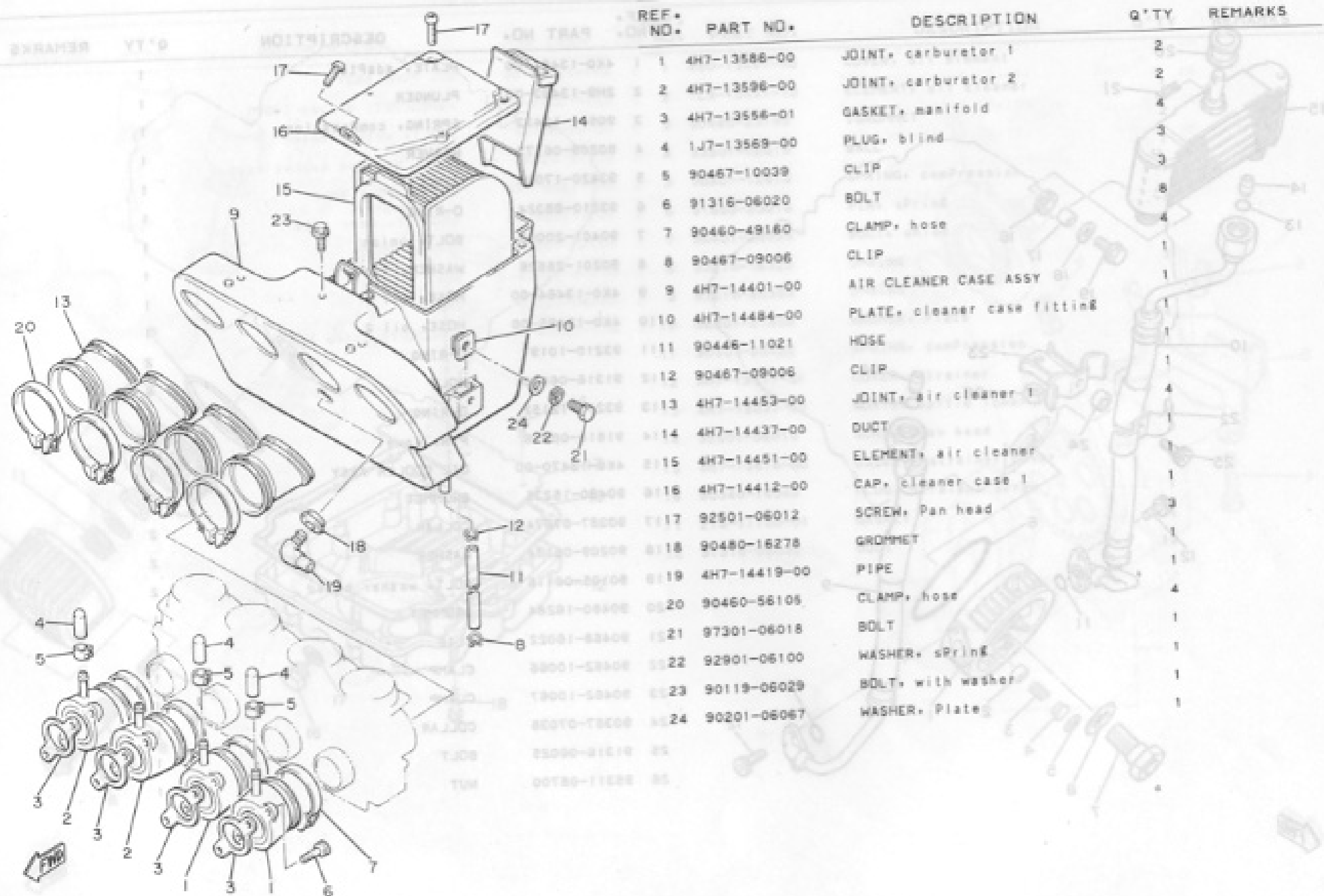


FIG. 10 CARBURETOR

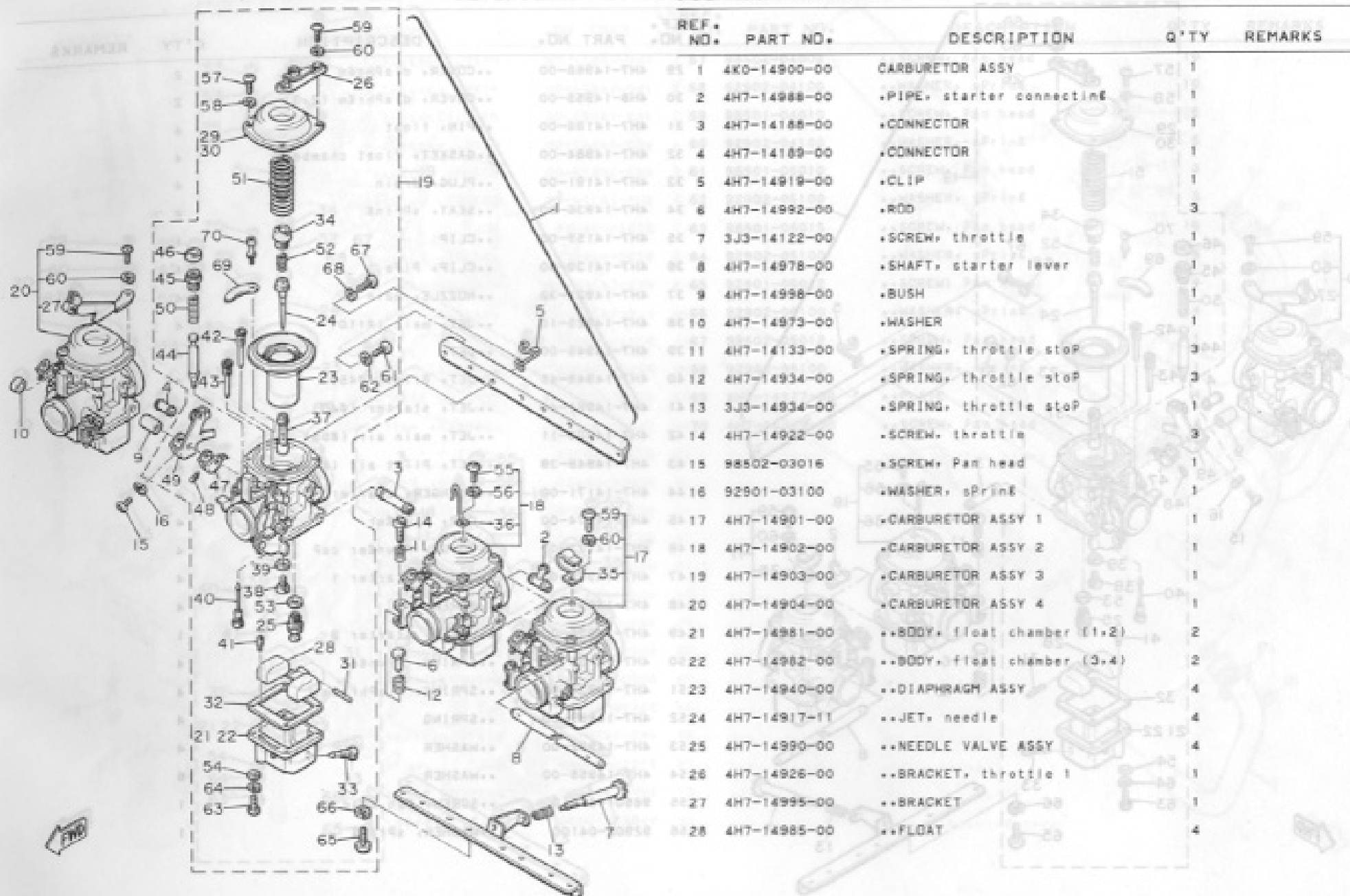
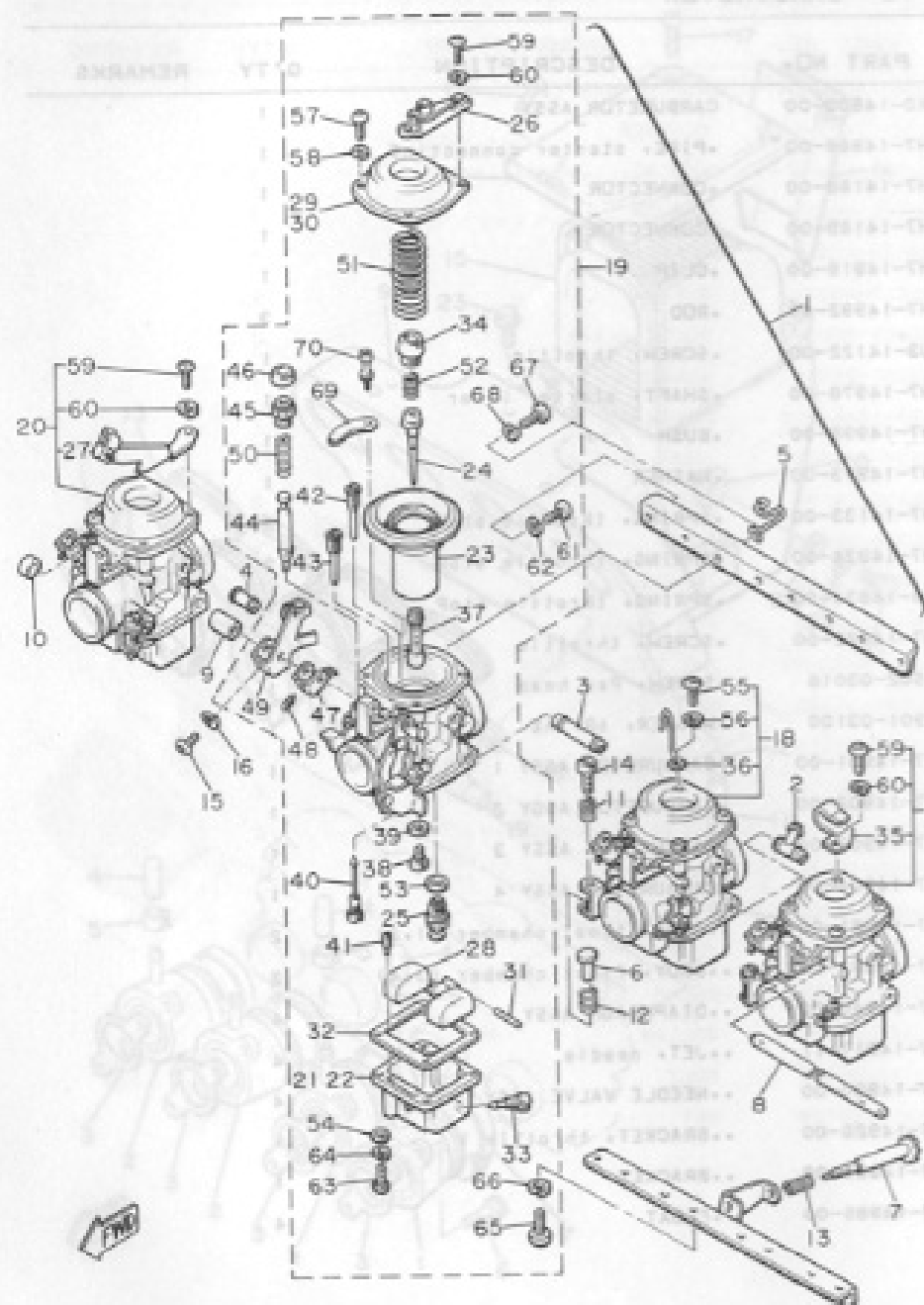
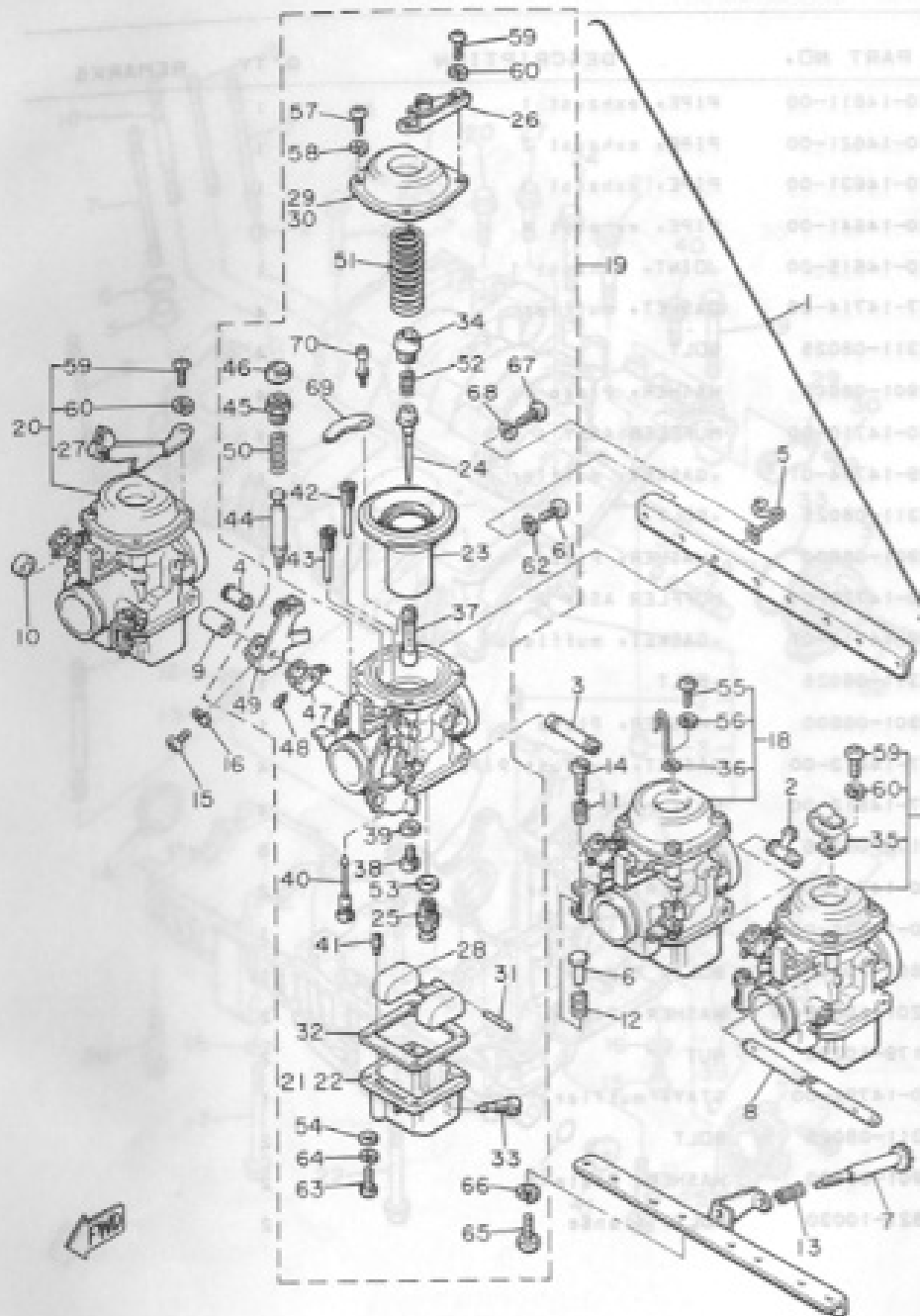


FIG. 10 CARBURETOR



REF. NO.	PART NO.	DESCRIPTION	Q'TY	REMARKS
29	4H7-14958-00	..COVER, diaPhrEm (1,4)	2	
30	4H8-14958-00	..COVER, diaPhrEm (2,3)	2	
31	4H7-14188-00	..PIN, float	4	
32	4H7-14984-00	..GASKET, float chamber	4	
33	4H7-14191-00	..PLUG, drain	4	
34	4H7-14936-00	..SEAT, sPring	4	
35	4H7-14159-00	..CLIP	1	
36	4H7-14139-00	..CLIP, PiPe	1	
37	4H7-14921-32	..NOZZLE, main	4	
38	4H7-14925-10	..JET, main (#110)	4	
39	4H7-14945-00	..JET	4	
40	4H7-14948-45	..JET, Pilot (#45)	4	
41	4H7-14961-40	..JET, starter (#40)	4	
42	4H7-14928-11	..JET, main air (#55)	4	
43	4H7-14949-39	..JET, Pilot air (#195)	4	
44	4H7-14171-00	..PLUNGER, starter	4	
45	4H7-14174-00	..CAP, PlunGer	4	
46	4H7-14173-00	..COVER, PlunGer caP	4	
47	4H7-14975-00	..LEVER, starter 1	4	
48	4H7-14991-00	..SCREW	4	
49	4H7-14976-00	..LEVER, starter 2	1	
50	4H7-14135-00	..SPRING, PlunGer	4	
51	4H7-14933-00	..SPRING, diaPhrEm	4	
52	4H7-14589-00	..SPRING	4	
53	4H7-14952-00	..WASHER	4	
54	4H7-14955-00	..WASHER	16	
55	98501-04010	..SCREW, Pan head	1	
56	92902-04100	..WASHER, sPring	1	

T2UAXH3 11 10 FIG. 10 CARBURETOR

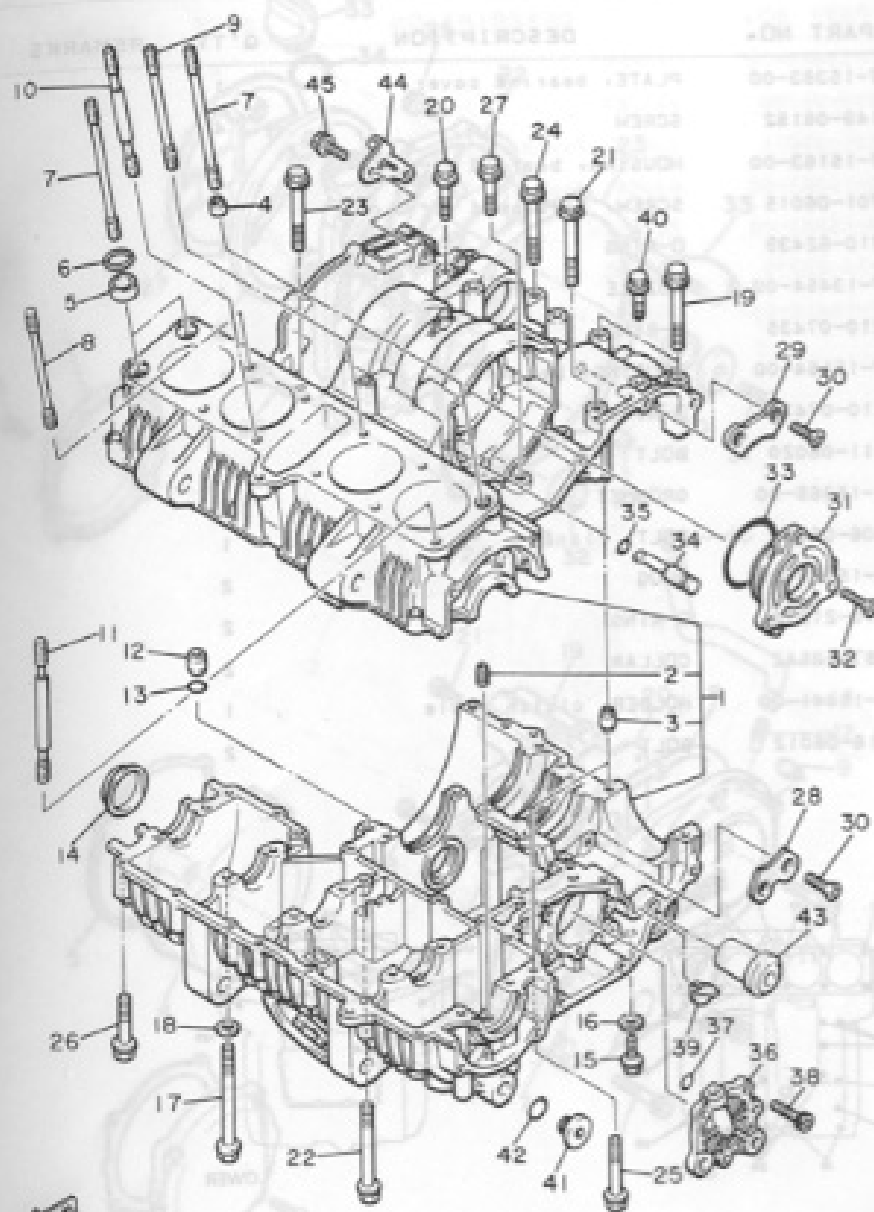


REF. NO.	PART NO.	DESCRIPTION	Q'TY	REMARKS
57	98502-04008	..SCREW, Pan head	10	
58	92902-04100	..WASHER, sPrin8	10	
59	98501-04010	..SCREW, Pan head	5	
60	92902-04100	..WASHER, sPrin8	5	
61	98501-05010	..SCREW, Pan head	3	
62	92902-05100	..WASHER, sPrin8	3	
63	98501-05015	..SCREW, Pan head	16	
64	92902-05100	..WASHER, sPrin8	16	
65	92501-06012	..SCREW, Pan head	4	
66	92902-06100	..WASHER, sPrin8	4	
67	98502-05012	..SCREW, Pan head	1	
68	92902-05100	..WASHER, sPrin8	1	
69	4H7-14527-00	..PLATE	4	
70	4H7-14325-00	..SCREW, Pan head	4	
1	00001-00001	BOLT, flange	1	
2	00001-00001	WASHER, plate	1	
3	00001-00001	BOLT, flange	1	
4	00001-00001	WASHER, plate	1	
5	00001-00001	BOLT, flange	1	
6	00001-00001	WASHER, plate	1	
7	00001-00001	BOLT, flange	1	
8	00001-00001	WASHER, plate	1	
9	00001-00001	BOLT, flange	1	
10	00001-00001	WASHER, plate	1	
11	00001-00001	BOLT, flange	1	
12	00001-00001	WASHER, plate	1	
13	00001-00001	BOLT, flange	1	
14	00001-00001	WASHER, plate	1	
15	00001-00001	BOLT, flange	1	
16	00001-00001	WASHER, plate	1	
17	00001-00001	BOLT, flange	1	
18	00001-00001	WASHER, plate	1	
19	00001-00001	BOLT, flange	1	
20	00001-00001	WASHER, plate	1	
21	00001-00001	BOLT, flange	1	
22	00001-00001	WASHER, plate	1	
23	00001-00001	BOLT, flange	1	
24	00001-00001	WASHER, plate	1	
25	00001-00001	BOLT, flange	1	
26	00001-00001	WASHER, plate	1	
27	00001-00001	BOLT, flange	1	
28	00001-00001	WASHER, plate	1	
29	00001-00001	BOLT, flange	1	
30	00001-00001	WASHER, plate	1	
31	00001-00001	BOLT, flange	1	
32	00001-00001	WASHER, plate	1	
33	00001-00001	BOLT, flange	1	
34	00001-00001	WASHER, plate	1	
35	00001-00001	BOLT, flange	1	
36	00001-00001	WASHER, plate	1	
37	00001-00001	BOLT, flange	1	
38	00001-00001	WASHER, plate	1	
39	00001-00001	BOLT, flange	1	
40	00001-00001	WASHER, plate	1	
41	00001-00001	BOLT, flange	1	
42	00001-00001	WASHER, plate	1	
43	00001-00001	BOLT, flange	1	
44	00001-00001	WASHER, plate	1	
45	00001-00001	BOLT, flange	1	
46	00001-00001	WASHER, plate	1	
47	00001-00001	BOLT, flange	1	
48	00001-00001	WASHER, plate	1	
49	00001-00001	BOLT, flange	1	
50	00001-00001	WASHER, plate	1	
51	00001-00001	BOLT, flange	1	
52	00001-00001	WASHER, plate	1	
53	00001-00001	BOLT, flange	1	
54	00001-00001	WASHER, plate	1	
55	00001-00001	BOLT, flange	1	
56	00001-00001	WASHER, plate	1	
57	00001-00001	BOLT, flange	1	
58	00001-00001	WASHER, plate	1	
59	00001-00001	BOLT, flange	1	
60	00001-00001	WASHER, plate	1	
61	00001-00001	BOLT, flange	1	
62	00001-00001	WASHER, plate	1	
63	00001-00001	BOLT, flange	1	
64	00001-00001	WASHER, plate	1	
65	00001-00001	BOLT, flange	1	
66	00001-00001	WASHER, plate	1	
67	00001-00001	BOLT, flange	1	
68	00001-00001	WASHER, plate	1	
69	00001-00001	BOLT, flange	1	
70	00001-00001	WASHER, plate	1	

FIG. 11 EXHAUST

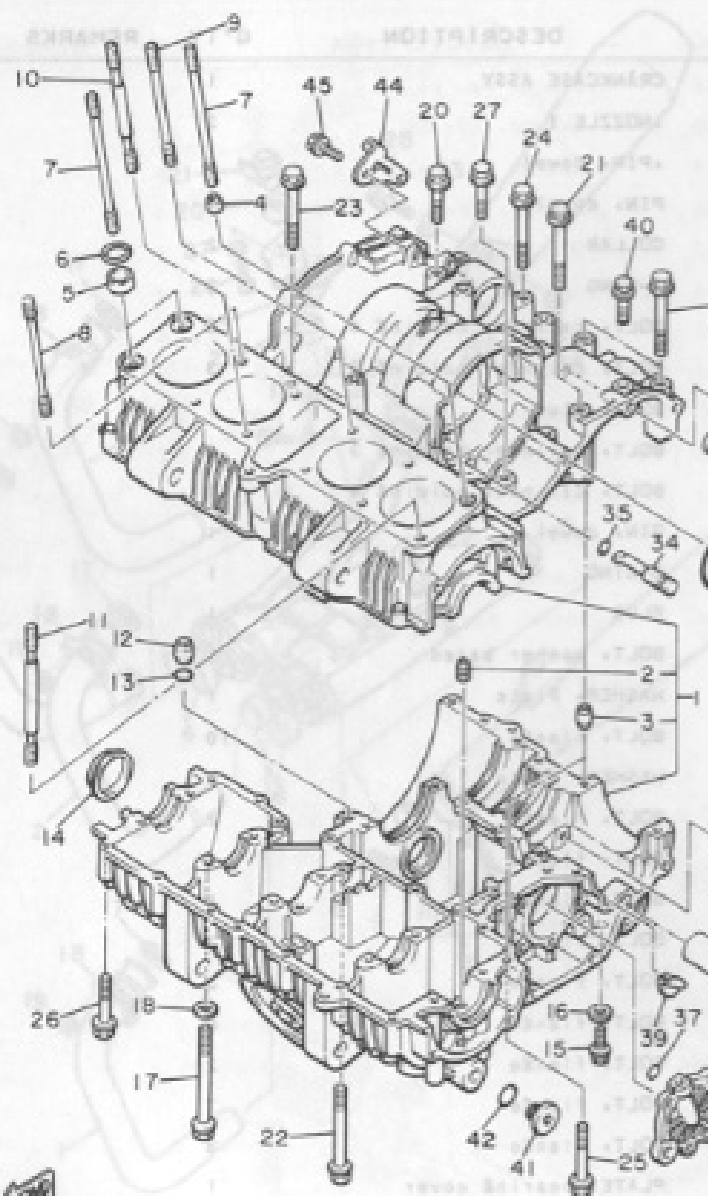
REMARKS	Q'TY	DESCRIPTION	REF. NO.	PART NO.	DESCRIPTION	Q'TY	REMARKS
	1	PIPE, exhaust 1	1	4K0-14611-00	PIPE, exhaust 1	1	
	1	PIPE, exhaust 2	2	4K0-14621-00	PIPE, exhaust 2	1	
	1	PIPE, exhaust 3	3	4K0-14631-00	PIPE, exhaust 3	1	
	1	PIPE, exhaust 4	4	4K0-14641-00	PIPE, exhaust 4	1	
	1	JOINT, exhaust 1	5	4K0-14615-00	JOINT, exhaust 1	1	
	4	GASKET, muffler	6	4H7-14714-00	GASKET, muffler	4	
	4	BOLT	7	97311-08025	BOLT	4	
	4	WASHER, Plate	8	92901-08600	WASHER, Plate	4	
	1	MUFFLER ASSY 1	9	4K0-14710-00	MUFFLER ASSY 1	1	
	1	GASKET, muffler	10	1L9-14714-01	GASKET, muffler	1	
	1	BOLT	11	97311-08025	BOLT	1	
	1	WASHER, Plate	12	92901-08600	WASHER, Plate	1	
	1	MUFFLER ASSY 2	13	4K0-14720-00	MUFFLER ASSY 2	1	
	1	GASKET, muffler	14	1L9-14714-01	GASKET, muffler	1	
	1	BOLT	15	97311-08025	BOLT	1	
	1	WASHER, Plate	16	92901-08600	WASHER, Plate	1	
	4	GASKET, exhaust Pipe	17	4H7-14613-00	GASKET, exhaust Pipe	4	
	4	NUT, ring	18	4H7-14612-00	NUT, ring	4	
	8	NUT	19	90179-06306	NUT	8	
	2	DAMPER, muffler	20	4K0-14747-00	DAMPER, muffler	2	
	1	COLLAR	21	4K0-14638-00	COLLAR	1	
	1	BOLT, flange	22	95801-10040	BOLT, flange	1	
	2	WASHER, Plate	23	90201-10669	WASHER, Plate	2	
	2	NUT	24	90179-10276	NUT	2	
	1	STAY, muffler	25	4K0-14791-00	STAY, muffler	1	
	2	BOLT	26	97311-08025	BOLT	2	
	2	WASHER, Plate	27	92901-08600	WASHER, Plate	2	
	2	BOLT, flange	28	95821-10030	BOLT, flange	2	

FIG. 12 CRANKCASE



REF. NO.	PART NO.	DESCRIPTION	Q'TY	REMARKS
1	4K0-15100-00	CRANKCASE ASSY	1	
2	4H7-15138-00	NOZZLE 1	3	
3	91830-22016	PIN, dowel	3	
4	91830-24016	PIN, dowel	1	
5	90387-16547	COLLAR	2	
6	93210-18322	O-RING	2	
7	4H7-11364-00	BOLT, cylinder holding 4	3	
8	4H7-11363-00	BOLT, cylinder holding 3	3	
9	90116-10328	BOLT, stud	1	
10	4H7-11363-00	BOLT, cylinder holding 3	4	
11	4H7-11364-00	BOLT, cylinder holding 4	1	
12	91830-22016	PIN, dowel	1	
13	93210-11124	O-RING	1	
14	90338-48105	PLUG	1	
15	90105-08003	BOLT, washer based	1	
16	90201-08087	WASHER, Plate	1	
17	95811-08105	BOLT, flange	10	
18	90201-08366	WASHER, Plate	8	
19	95811-08065	BOLT, flange	2	
20	95811-06135	BOLT, flange	2	
21	95811-06120	BOLT, flange	1	
22	95811-06080	BOLT, flange	3	
23	95811-06070	BOLT, flange	3	
24	95811-06060	BOLT, flange	6	
25	95811-06055	BOLT, flange	2	
26	95811-08045	BOLT, flange	7	
27	95811-06035	BOLT, flange	3	
28	4H7-15381-00	PLATE, bearing cover	1	

33AD3WARD 51-4-0 FIG. 12 CRANKCASE



REF. NO.	PART NO.	DESCRIPTION	Q'TY	REMARKS
29	4H7-15383-00	PLATE, bearing cover	1	
30	90149-08152	SCREW	4	
31	4H7-15163-00	HOUSING, bearing 1	1	
32	92701-06015	SCREW, flat head	3	
33	93210-62439	O-RING	1	
34	4H7-13454-00	NOZZLE	1	
35	93210-07435	O-RING	1	
36	4H7-15164-00	HOUSING, bearing 2	1	
37	93210-07438	O-RING	1	
38	91311-06020	BOLT	3	
39	4H7-15365-00	GROMMET	1	
40	95806-06060	BOLT, flange	1	
41	4K0-15189-00	PLUG	2	
42	93210-21276	O-RING	2	
43	90387-125A2	COLLAR	2	
44	4K0-15441-00	HOLDER, clutch cable	1	
45	91316-06012	BOLT	2	

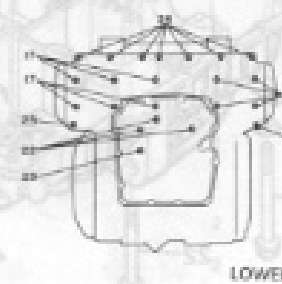
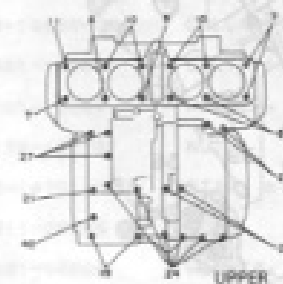
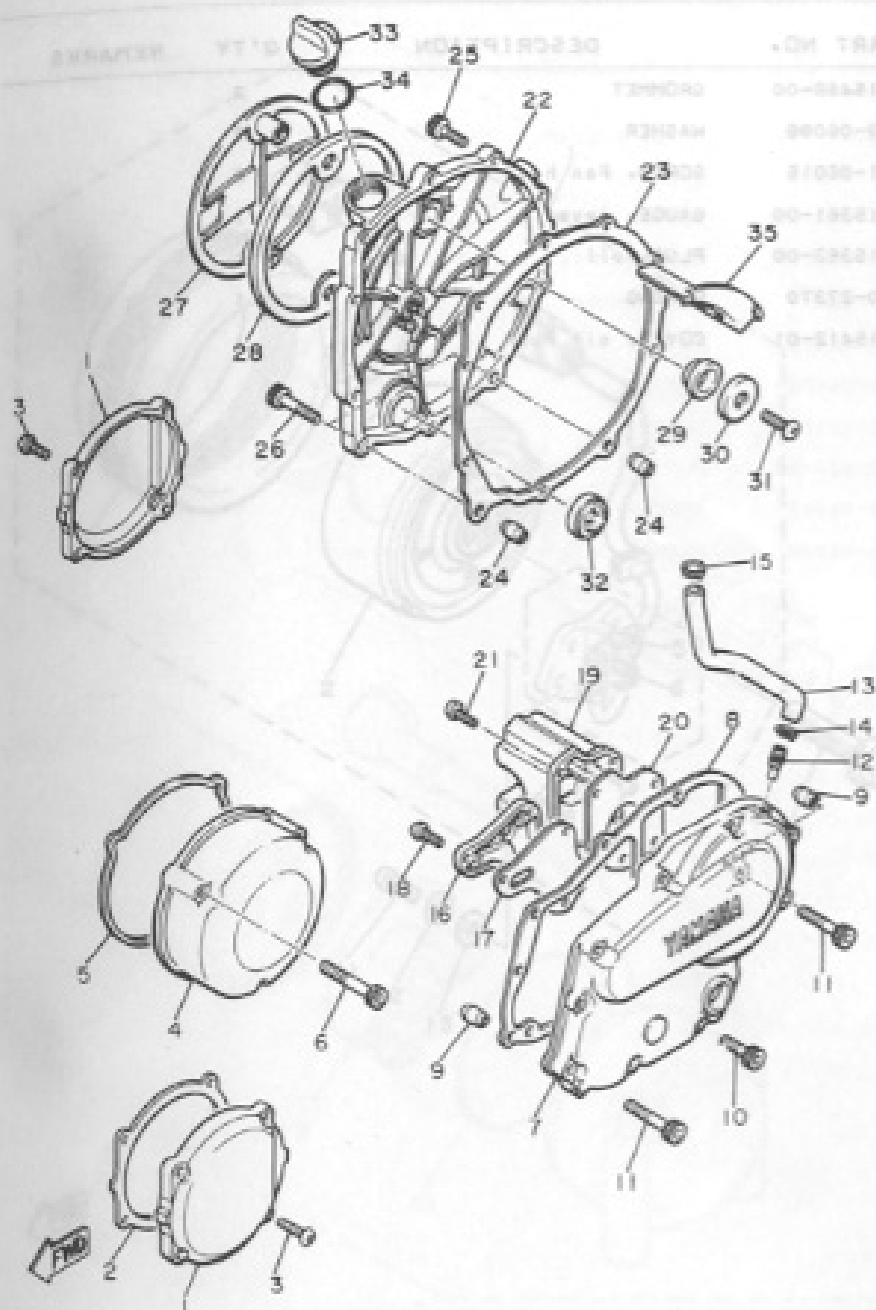


FIG. 13 CRANKCASE COVER

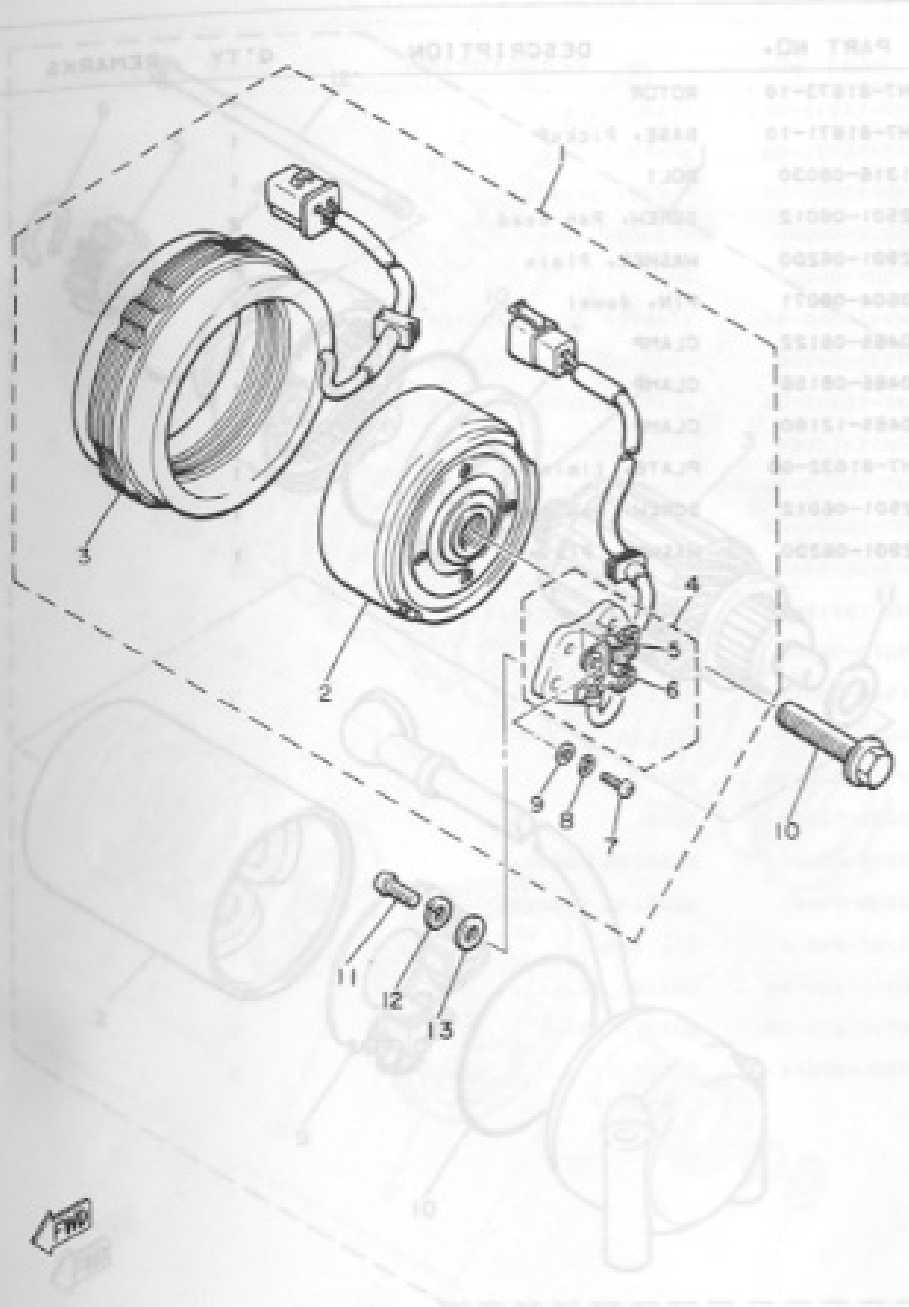


REF. NO.	PART NO.	DESCRIPTION	Q'TY	REMARKS
1	4K0-15416-00	COVER, oil Pump	2	
2	4H7-15456-00	GASKET, oil Pump cover 1	1	
3	98906-06020	SCREW, blind	8	
4	4K0-15415-00	COVER, generator	1	
5	4H7-15455-00	GASKET, carburetor cover 1	1	
6	91316-06070	BOLT	3	
7	4K0-15411-00	COVER, crankcase 1	1	
8	4H7-15451-00	GASKET, crankcase cover	1	
9	91830-21014	PIN, dowel	2	
10	91316-06025	BOLT	8	
11	91316-06040	BOLT	2	
12	371-11167-01	COVER, breather 2	1	
13	4H7-11166-01	PIPE, breather 1	1	
14	90467-14015	CLIP	1	
15	90468-08104	CLIP	1	
16	4H7-15346-00	BREATHER 1	1	
17	4H7-15453-00	GASKET	1	
18	92501-06015	SCREW, Pan head	3	
19	4H7-15347-00	BREATHER 2	1	
20	4H7-15467-00	GASKET	1	
21	92501-06015	SCREW, Pan head	4	
22	4K0-15421-01	COVER, crankcase 2	1	
23	4H7-15461-01	GASKET, crankcase cover 2	1	
24	91830-21014	PIN, dowel	2	
25	91316-06025	BOLT	8	
26	91316-06040	BOLT	2	
27	4H7-15417-00	COVER, cap	1	
28	4H7-15449-00	RING, rubber	1	

FIG. 13 CRANKCASE COVER

REMARKS	Q'TY	DESCRIPTION	PART NO.	REF. NO.	PART NO.	DESCRIPTION	Q'TY	REMARKS
				29	4H7-15486-00	GROMMET	2	
				30	90208-06096	WASHER	2	
				31	92501-06015	SCREW, Pan head	2	
				32	2H7-15361-00	GAUGE, level	1	
				33	2H9-15363-00	PLUG, oil	1	
				34	93210-27370	O-RING	1	
				35	4H7-15412-01	COVER, oil Pump	1	
				36	4H7-15164-00	PLATE, oil Pump	1	
				37	93210-07435	BOLT	2	
				38	91311-06007	SCREW	1	
				39	4H7-15365-00	SCREW	1	
				40	93210-06004	SCREW	1	
				41	4H9-15165-00	SCREW	2	
				42	93210-21275	WASHER	2	
				43	93210-21275	WASHER	2	
				44	4H9-15167-00	SCREW	1	
				45	91311-06012	SCREW	2	
				46	91311-06012	SCREW	2	
				47	91311-06012	SCREW	2	
				48	91311-06012	SCREW	2	
				49	91311-06012	SCREW	2	
				50	91311-06012	SCREW	2	
				51	91311-06012	SCREW	2	
				52	91311-06012	SCREW	2	
				53	91311-06012	SCREW	2	
				54	91311-06012	SCREW	2	
				55	91311-06012	SCREW	2	
				56	91311-06012	SCREW	2	
				57	91311-06012	SCREW	2	
				58	91311-06012	SCREW	2	
				59	91311-06012	SCREW	2	
				60	91311-06012	SCREW	2	
				61	91311-06012	SCREW	2	
				62	91311-06012	SCREW	2	
				63	91311-06012	SCREW	2	
				64	91311-06012	SCREW	2	
				65	91311-06012	SCREW	2	
				66	91311-06012	SCREW	2	
				67	91311-06012	SCREW	2	
				68	91311-06012	SCREW	2	
				69	91311-06012	SCREW	2	
				70	91311-06012	SCREW	2	
				71	91311-06012	SCREW	2	
				72	91311-06012	SCREW	2	
				73	91311-06012	SCREW	2	
				74	91311-06012	SCREW	2	
				75	91311-06012	SCREW	2	
				76	91311-06012	SCREW	2	
				77	91311-06012	SCREW	2	
				78	91311-06012	SCREW	2	
				79	91311-06012	SCREW	2	
				80	91311-06012	SCREW	2	
				81	91311-06012	SCREW	2	
				82	91311-06012	SCREW	2	
				83	91311-06012	SCREW	2	
				84	91311-06012	SCREW	2	
				85	91311-06012	SCREW	2	
				86	91311-06012	SCREW	2	
				87	91311-06012	SCREW	2	
				88	91311-06012	SCREW	2	
				89	91311-06012	SCREW	2	
				90	91311-06012	SCREW	2	
				91	91311-06012	SCREW	2	
				92	91311-06012	SCREW	2	
				93	91311-06012	SCREW	2	
				94	91311-06012	SCREW	2	
				95	91311-06012	SCREW	2	
				96	91311-06012	SCREW	2	
				97	91311-06012	SCREW	2	
				98	91311-06012	SCREW	2	
				99	91311-06012	SCREW	2	
				100	91311-06012	SCREW	2	

FIG. 14 A.C. GENERATOR

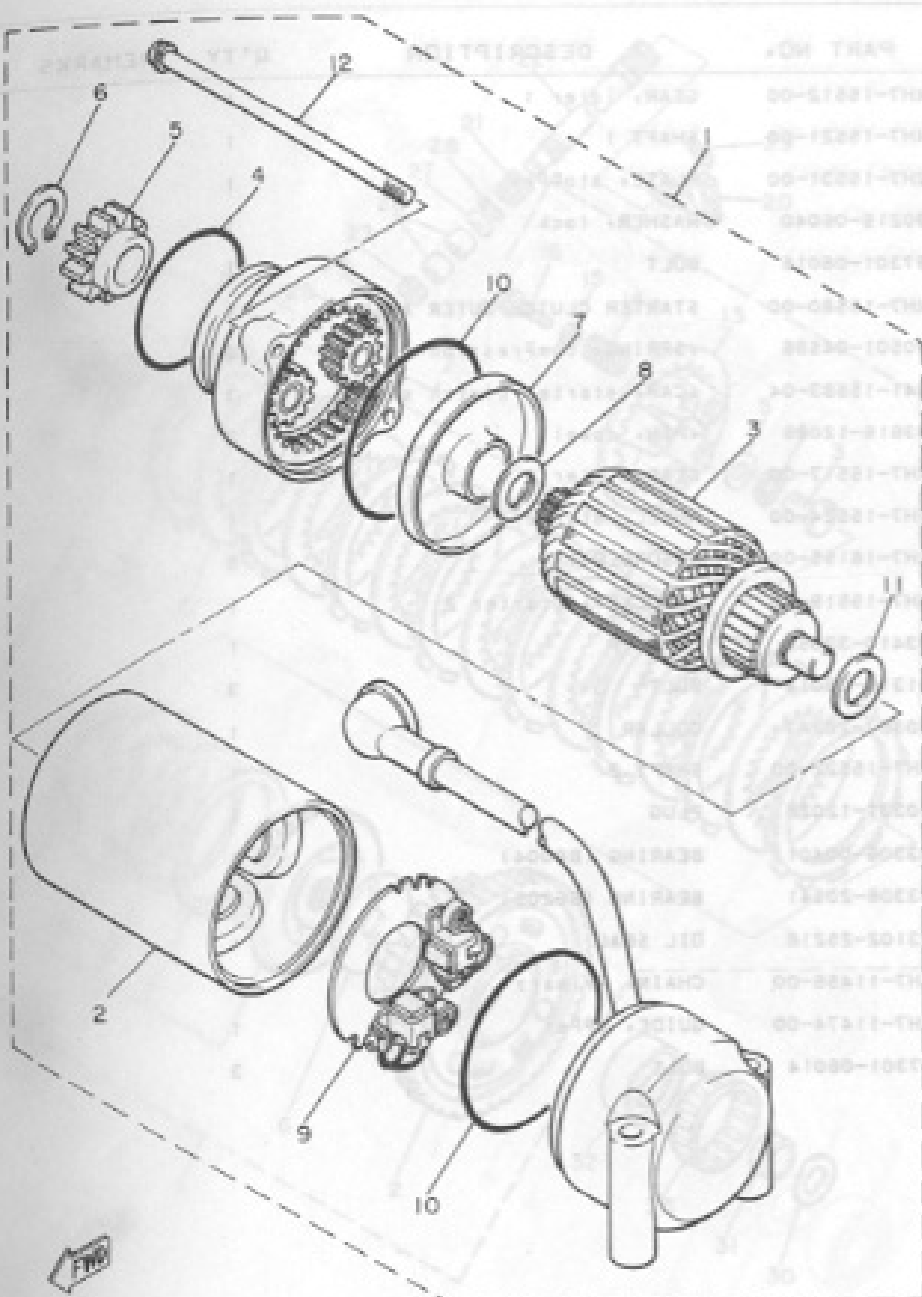


REF. NO.	PART NO.	DESCRIPTION	Q'TY	REMARKS
1	4H7-81600-10	A.C. GENERATOR ASSY	1	
2	4H7-81650-10	• ROTOR ASSY	1	
3	4H7-81610-10	• STATOR ASSY	1	
4	4H7-81619-10	• BRUSH HOLDER ASSY	1	
5	4H7-81611-10	• BRUSH 1	1	
6	4H7-81612-10	• BRUSH 2	1	
7	98502-04012	• SCREW, Pan head	2	
8	92902-04100	• WASHER, sPring	2	
9	92901-04600	• WASHER, Plate	2	
10	90105-10152	BOLT, washer based	1	
11	92502-06016	SCREW, Pan head	2	
12	92902-06100	WASHER, sPring	2	
13	92902-06600	WASHER	2	

FIG. 15 PICKUP COIL GOVERNOR

Q'TY	DESCRIPTION	PART NO.	REF. NO.	PART NO.	DESCRIPTION	Q'TY	REMARKS
1	ROTOR	4H7-81673-10	1			1	
1	BASE, Pickup	4H7-81671-10	2			1	
1	BOLT	91316-08030	3			1	
2	SCREW, Pan head	92501-06012	4			2	
2	WASHER, Plain	92901-06200	5			2	
1	PIN, dowel	93604-08071	6			1	
1	CLAMP	90465-08122	7			1	
1	CLAMP	90465-08156	8			1	
1	CLAMP	90465-12160	9			1	
1	PLATE, timing	4H7-81632-00	10			1	
1	SCREW, Pan head	92501-06012	11			1	
1	WASHER, Plain	92901-06200	12			1	

FIG. 16 STARTING MOTOR

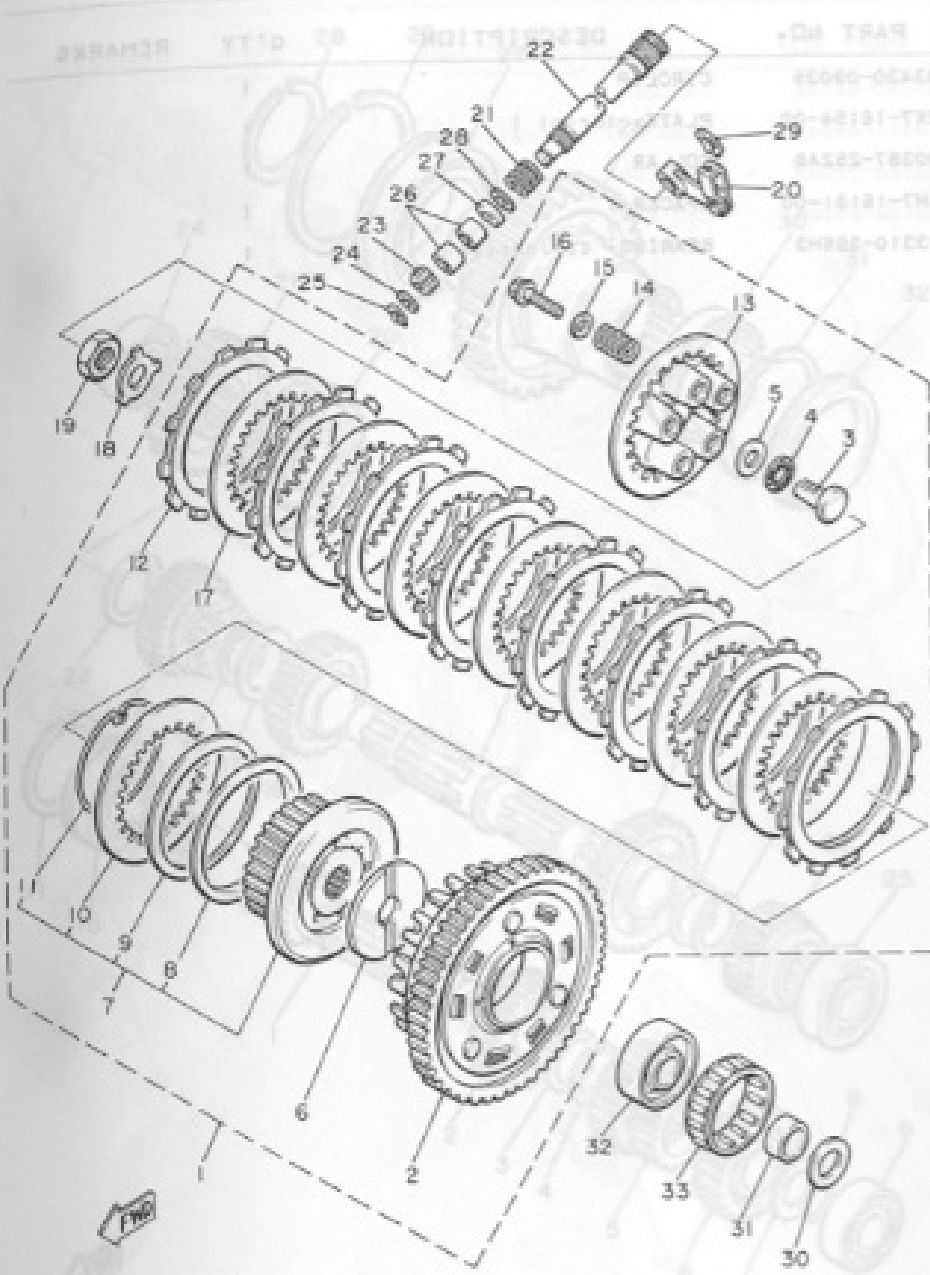


REF. NO.	PART NO.	DESCRIPTION	Q'TY	REMARKS
1	4K0-81800-50	STARTING MOTOR ASSY	1	
2	4K0-81810-00	•STATOR ASSY	1	
3	4H7-81850-00	•ARMATURE ASSY	1	
4	4H7-81847-00	•O-RING	1	
5	4H7-15511-00	•GEAR, starting motor (13T)	1	
6	4H7-81819-00	•CIRCLIP	1	
7	4H7-81845-00	•PLATE	1	
8	4H7-81843-00	•WASHER 1	1	
9	4H7-81840-00	•BRUSH HOLDER ASSY	1	
10	4H7-81844-00	•GASKET	2	
11	4H7-81824-00	•WASHER 2	1	
12	4K0-81826-00	•BOLT	2	

FIG. 17 STARTER CLUTCH

Q'TY	DESCRIPTION	REF. NO.	PART NO.	DESCRIPTION	Q'TY	REMARKS
1	GEAR, idler 1	1	4H7-15512-00	GEAR, idler 1	1	
2	SHAFT 1	2	4H7-15521-00	SHAFT 1	1	
3	PLATE, stopper	3	2H7-15531-00	PLATE, stopper	1	
4	WASHER, lock	4	90215-06040	WASHER, lock	1	
5	BOLT	5	97301-06015	BOLT	1	
6	STARTER CLUTCH OUTER ASSY	6	4H7-15580-00	STARTER CLUTCH OUTER ASSY	1	
7	SPRING, compression	7	90501-04596	SPRING, compression	3	
8	CAP, starter clutch spring	8	341-15583-04	CAP, starter clutch spring	3	
9	PIN, dowel	9	93615-12088	PIN, dowel	3	
10	GEAR, idler 2	10	4H7-15517-00	GEAR, idler 2	1	
11	WHEEL, starter	11	4H7-15524-00	WHEEL, starter	1	
12	ABSORBER 1	12	4H7-16155-00	ABSORBER 1	8	
13	SPROCKET, starter 2	13	4H7-15519-00	SPROCKET, starter 2	1	
14	CIRCLIP	14	93410-32052	CIRCLIP	1	
15	BOLT	15	91316-08014	BOLT	3	
16	COLLAR	16	90387-202A7	COLLAR	1	
17	SHAFT 2	17	4H7-15522-00	SHAFT 2	1	
18	PLUG	18	90331-12028	PLUG	1	
19	BEARING (86004)	19	93306-00401	BEARING (86004)	1	
20	BEARING (86205)	20	93306-20541	BEARING (86205)	1	
21	OIL SEAL	21	93102-25218	OIL SEAL	1	
22	CHAIN, Primary	22	4H7-11456-00	CHAIN, Primary	1	
23	GUIDE, upper	23	4H7-11474-00	GUIDE, upper	1	
24	BOLT	24	97301-06014	BOLT	3	

FIG. 18 CLUTCH



REF. NO.	PART NO.	DESCRIPTION	Q'TY	REMARKS
1	4H7-16300-10	CLUTCH ASSY	1	
2	4H7-16150-10	•PRIMARY DRIVEN GEAR COMP (97T)	1	
3	4H7-16356-00	•ROD, Push 1	1	
4	93340-21505	•BEARING	1	
5	90201-151A7	•WASHER, Plate	1	
6	4H7-16154-00	•PLATE, thrust 1	1	
7	4H7-16370-00	•CLUTCH BOSS ASSY	1	
8	1J7-16384-00	••PLATE, seat	1	
9	1J7-16383-01	••SPRING, clutch boss	1	
10	168-16324-00	••PLATE, clutch 1	1	
11	1J7-16385-00	••RING, clutch boss	1	
12	383-16321-00	•PLATE, friction	8	
13	4H7-16351-00	•PLATE, Pressure 1	1	
14	90501-23598	•SPRING, compression	5	
15	90201-061A5	•WASHER, Plate	5	
16	95821-06025	•BOLT, flange	5	
17	4H7-16325-00	•PLATE, clutch 2	7	
18	90215-20170	WASHER, lock	1	
19	90170-20257	NUT	1	
20	4H7-16340-00	PUSH LEVER ASSY	1	
21	90508-16459	SPRING, torsion	1	
22	4H7-16382-00	AXLE, Push lever	1	
23	4H7-16398-00	PINION, releas (16T)	1	
24	92901-08600	WASHER, Plate	1	
25	93430-07012	CIRCLIP	1	
26	93317-11020	BEARING, cylindrical	2	
27	93109-10023	OIL SEAL	1	
28	90201-10119	WASHER, Plate	1	

FIG. 18 CLUTCH

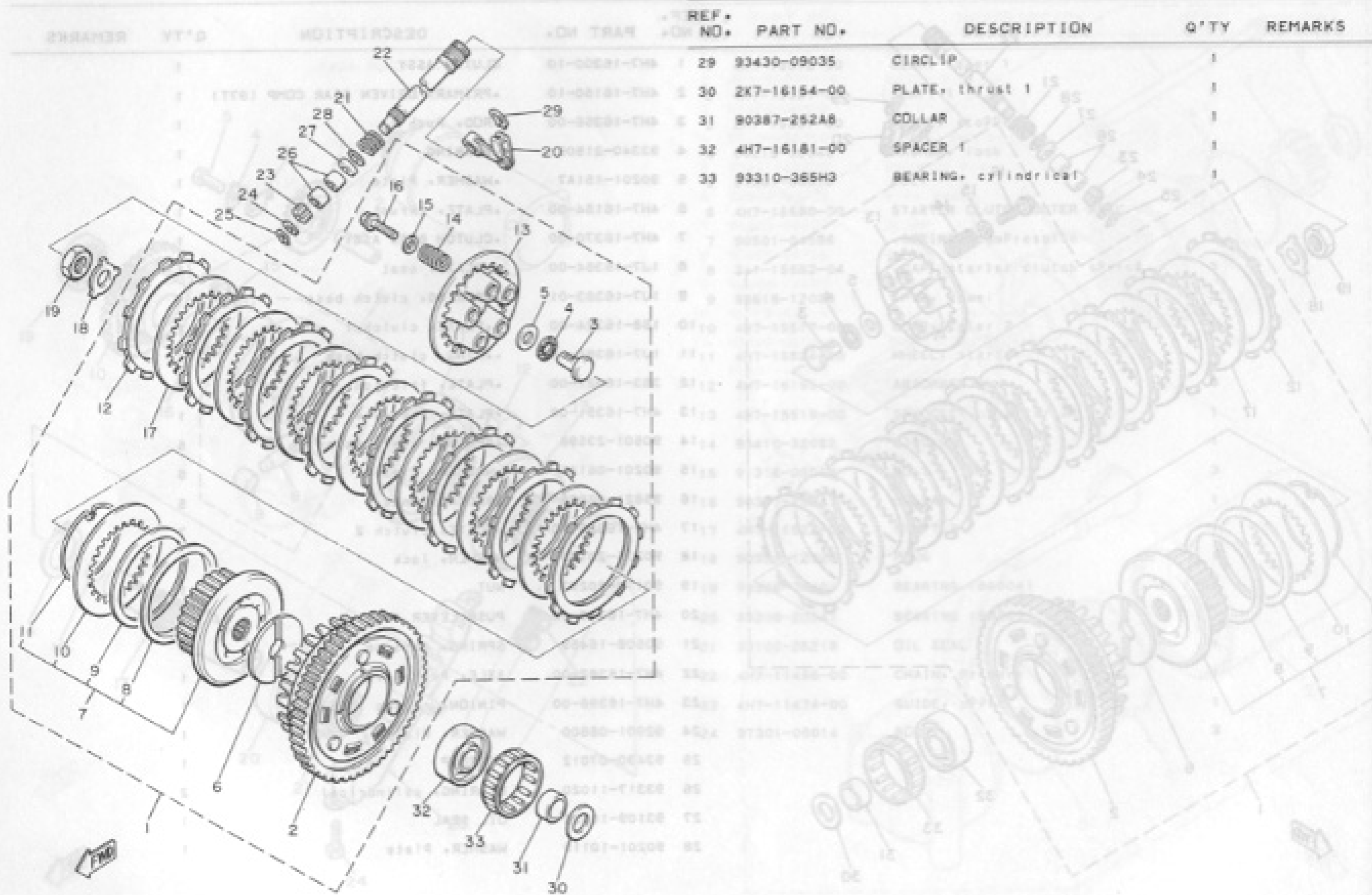
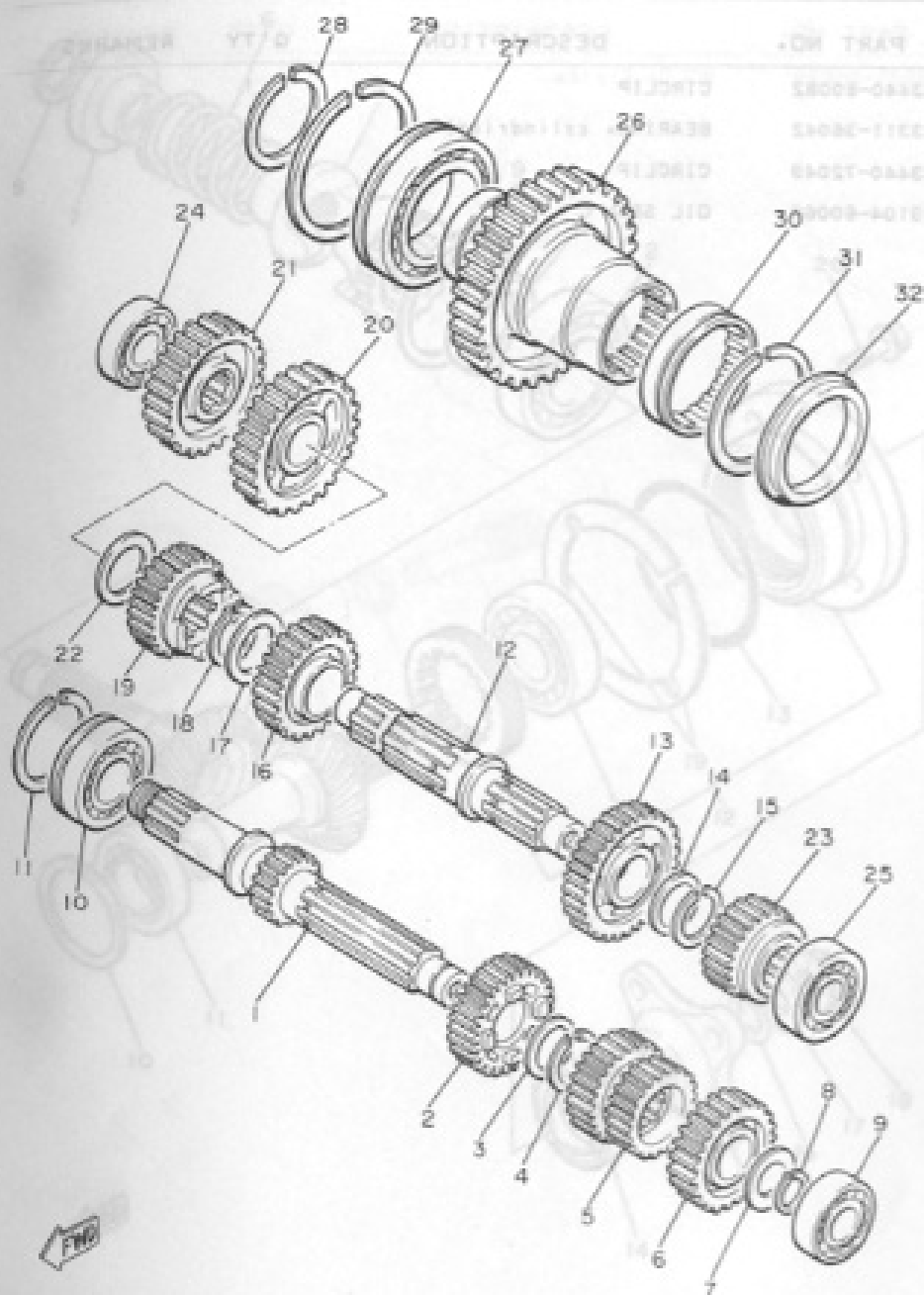


FIG. 19 TRANSMISSION



REF. NO.	PART NO.	DESCRIPTION	Q'TY	REMARKS
1	4H7-17401-00	MAIN AXLE ASSY (16T)	1	
2	4H7-17141-00	GEAR, 4th Pinion (30T)	1	
3	90209-22191	WASHER	1	
4	93440-25019	CIRCLIP	1	
5	4H7-17121-00	GEAR, 2nd Pinion (20T/26T)	1	
6	4H7-17151-00	GEAR, 5th Pinion (32T)	1	
7	90201-20276	WASHER, Plate	1	
8	93410-20009	CIRCLIP	1	
9	93306-20434	BEARING (B6204)	1	
10	93306-30528	BEARING (B63052)	1	
11	278-17424-00	CIRCLIP 1	1	
12	4H7-17402-00	DRIVE AXLE ASSY	1	
13	4H7-17221-00	GEAR, 2nd wheel (30T)	1	
14	90209-22191	WASHER	1	
15	93440-25019	CIRCLIP	1	
16	4H7-17231-00	GEAR, 3rd wheel (30T)	1	
17	90209-25196	WASHER	1	
18	93440-28062	CIRCLIP	1	
19	4H7-17241-00	GEAR, 4th wheel (26T)	1	
20	4H7-17211-01	GEAR, 1st wheel (35T)	1	
21	4H7-17582-00	GEAR, middle drive (36T)	1	
22	90201-243A2	WASHER, Plate	1	
23	4H7-17251-00	GEAR, 5th wheel (26T)	1	
24	93306-30301	BEARING (B6303)	1	
25	93306-30422	BEARING (B6304)	1	
26	4H7-17583-00	GEAR, middle driven (49T)	1	
27	93306-91101	BEARING (B6911)	1	
28	93410-55057	CIRCLIP	1	

FIG. 19 TRANSMISSION

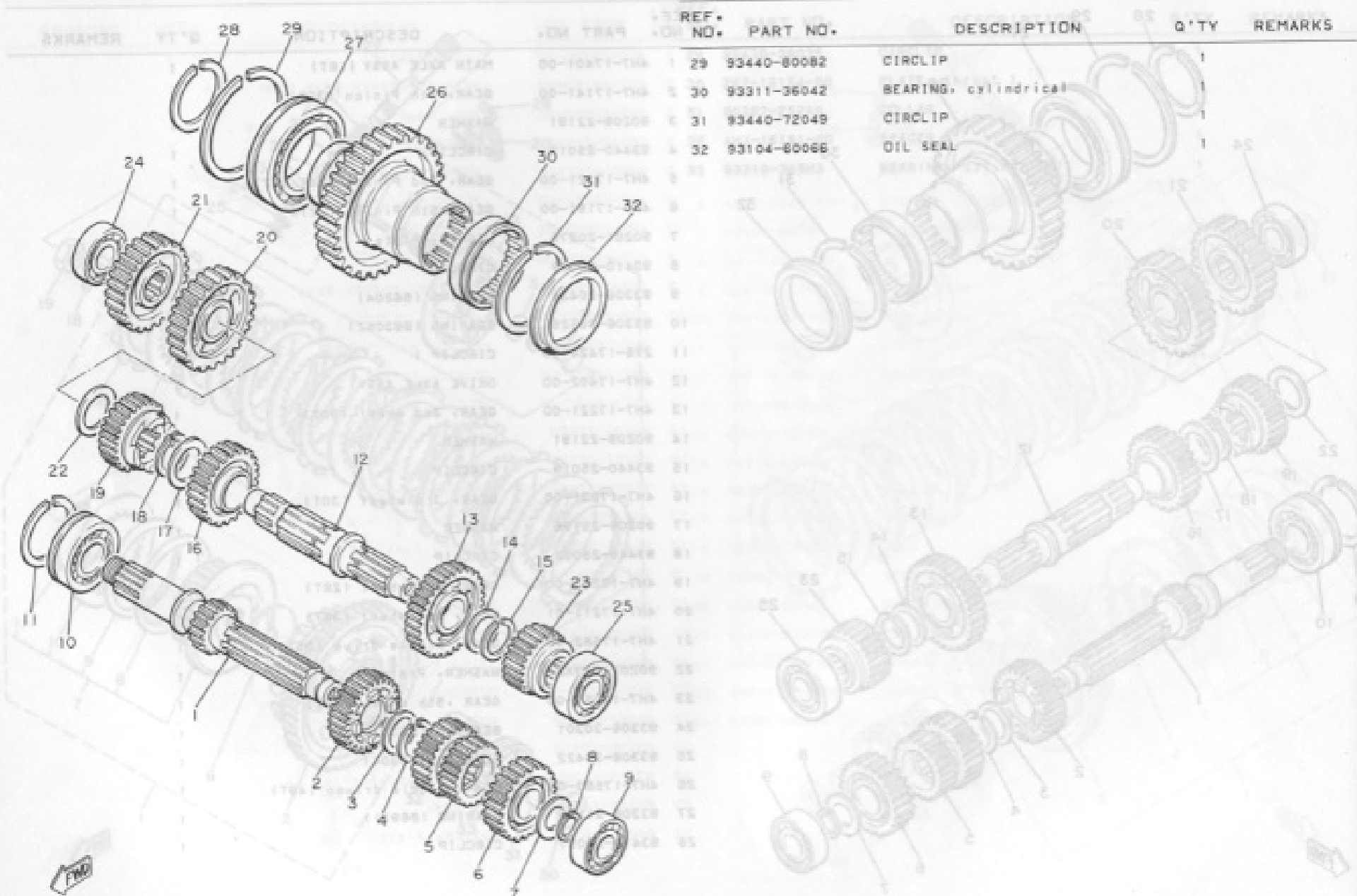
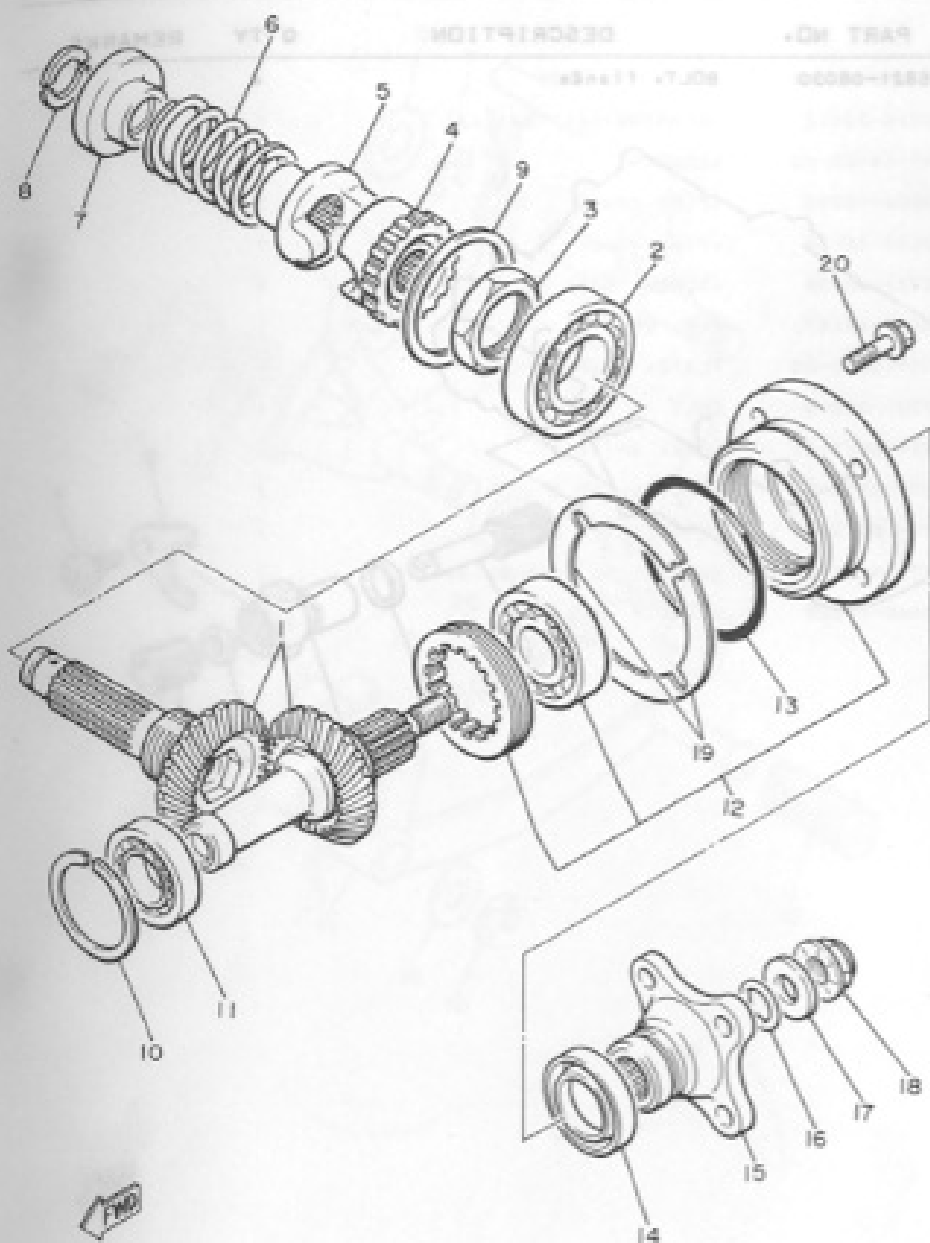


FIG. 20 MIDDLE DRIVE GEAR



REF. NO.	PART NO.	DESCRIPTION	Q'TY	REMARKS
1	4H7-W1751-00	MIDDLE GEAR SET	1	
2	93306-20709	BEARING (B6207)	1	
3	90179-34304	NUT	1	
4	4H7-17526-00	CAM, drive	1	
5	4H7-17527-00	CAM, driven	1	
6	90501-65575	SPRING, compression	1	
7	4H7-17524-00	HOLDER	1	
8	3H5-17529-00	WASHER, thrust	2	
9	4H7-17537-00-15	SHIM, thrust (0.15T)	1	UR
	4H7-17537-00-20	SHIM, thrust (0.20T)	1	UR
	4H7-17537-00-30	SHIM, thrust (0.30T)	1	UR
	4H7-17537-00-40	SHIM, thrust (0.40T)	1	UR
	4H7-17537-00-50	SHIM, thrust (0.50T)	1	UR
10	93440-47081	CIRCLIP	1	
11	93306-00508	BEARING (B6005)	1	
12	4H7-W1752-00	HOUSING COMP.	1	
13	93210-71360	O-RING	1	
14	93101-35097	OIL SEAL	1	
15	4H7-17555-00	FLANGE, middle gear	1	
16	93210-14359	O-RING	1	
17	90201-14633	WASHER, plate	1	
18	90179-14317	NUT	1	
19	4H7-17531-00-10	SHIM, Pinion (0.10T)	2	UR
	4H7-17531-00-15	SHIM, Pinion (0.15T)	2	UR
	4H7-17531-00-20	SHIM, Pinion (0.20T)	2	UR
	4H7-17531-00-30	SHIM, Pinion (0.30T)	2	UR
	4H7-17531-00-40	SHIM, Pinion (0.40T)	2	UR
	4H7-17531-00-50	SHIM, Pinion (0.50T)	2	UR

REF. NO.

20	95-821-08030	BOLT, flange	4
----	--------------	--------------	---

28

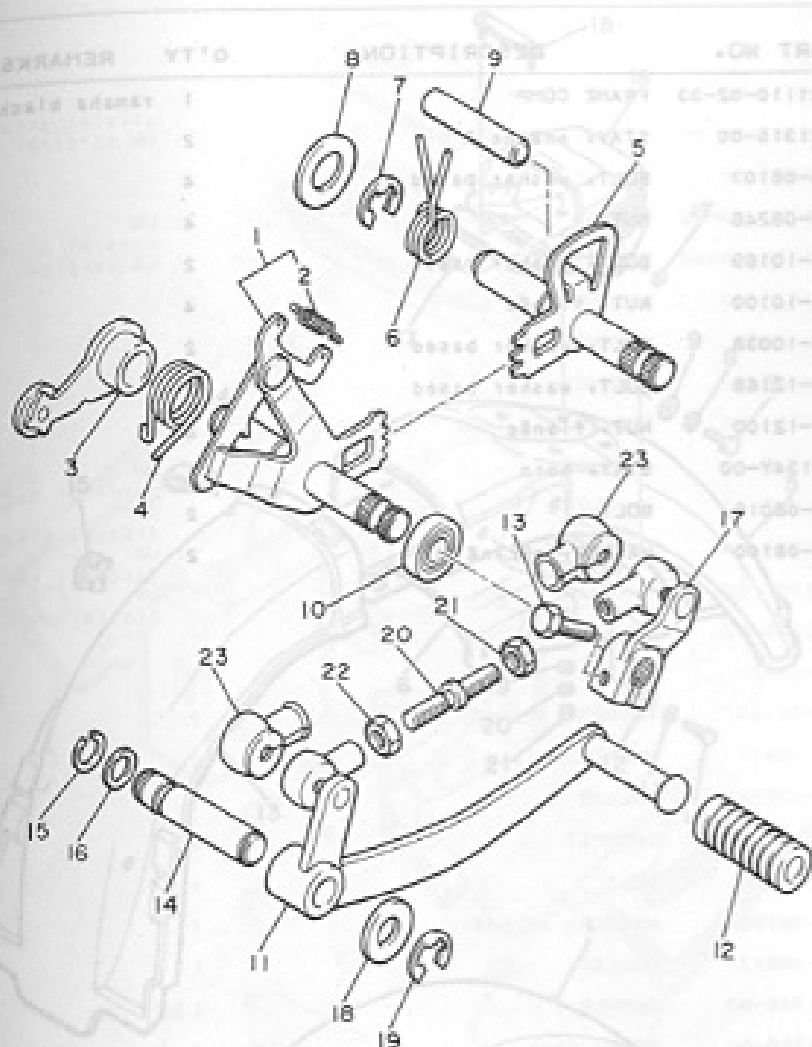
FIG. 21 TACHOMETER GEAR

Q'TY	DESCRIPTION	PART NO.	REF. NO.	PART NO.	DESCRIPTION	Q'TY	REMARKS
1	GEAR, driven	4H7-17841-00	1	1	GEAR, driven	1	
1	O-RING	93210-11437	2	2	O-RING	1	
1	HOUSING, tachometer gear	4H7-17811-00	3	3	HOUSING, tachometer gear	1	
1	OIL SEAL	93104-07036	4	4	OIL SEAL	1	
1	ADAPTER	256-17848-00	5	5	ADAPTER	1	
1	STOPPER	4H7-17812-00	6	6	STOPPER	1	
1	BOLT	91316-06012	7	7	BOLT	1	
1	PLATE	90201-12554	8	8	PLATE	1	
1	BOLT	90201-12554	9	9	BOLT	1	
1	COVER, fuel	2H9-18164-00	10	10	COVER, fuel	1	
1	BOLT	90170-06228	11	11	BOLT	1	
1	NUT	90170-06228	12	12	NUT	1	
1	COVER, fuel	2H9-18164-00	13	13	COVER, fuel	1	
1	BOLT	90170-06228	14	14	BOLT	1	
1	NUT	90170-06228	15	15	NUT	1	
1	COVER, fuel	2H9-18164-00	16	16	COVER, fuel	1	
1	BOLT	90170-06228	17	17	BOLT	1	
1	NUT	90170-06228	18	18	NUT	1	
1	COVER, fuel	2H9-18164-00	19	19	COVER, fuel	1	
1	BOLT	90170-06228	20	20	BOLT	1	
1	NUT	90170-06228	21	21	NUT	1	
1	COVER, fuel	2H9-18164-00	22	22	COVER, fuel	1	
1	BOLT	90170-06228	23	23	BOLT	1	
1	NUT	90170-06228	24	24	NUT	1	
1	COVER, fuel	2H9-18164-00	25	25	COVER, fuel	1	

FIG. 22 SHIFT CAM FORK BAR

REF. NO.	PART NO.	DESCRIPTION	Q'TY	REMARKS
1	4H7-18540-00	SHIFT CAM ASSY	1	
2	93315-23612	BEARING, cylindrical	1	
3	4H7-18185-00	SEGMENT	1	
4	93804-16092	PIN, dowel	3	
5	93804-20156	PIN, dowel	1	
6	98701-05035	SCREW, flat head	1	
7	93808-43157	PIN, dowel	1	
8	2H7-15531-00	PLATE, stopper	1	
9	97301-06015	BOLT	1	
10	4H7-18511-01	FORK, shift 1	1	
11	4H7-18512-01	FORK, shift 2	1	
12	4H7-18513-01	FORK, shift 3	1	
13	4H7-18531-00	BAR, shift fork slide	1	
14	93440-11029	CIRCLIP	1	

FIG. 23 SHIFT SHAFT, PEDAL FENDER



REF. NO.	PART NO.	DESCRIPTION	Q'TY	REMARKS
1	4K0-18101-00	SHIFT SHAFT ASSY	1	OR UPPER CARDINAL PED
2	90506-08227	SPRING, tension	1	
3	4H7-18140-00	STOPPER LEVER ASSY	1	
4	90508-29448	SPRING, torsion	1	
5	4K0-18120-00	SHIFT LEVER ASSY	1	
6	90508-32449	SPRING, torsion	1	
7	93430-10018	CIRCLIP	1	
8	90201-12888	WASHER, Plate	1	
9	93808-50158	PIN, dowel	1	
10	93102-12108	OIL SEAL	1	
11	4K0-18111-01	PEDAL, shift	1	
12	132-18113-01	COVER, shift Pedal	1	
13	97321-06020	BOLT	1	
14	4K0-18197-00	SHAFT	1	
15	93440-12066	CIRCLIP	1	
16	93210-09350	O-RING	1	
17	2H9-W1812-00	ARM, shift Pedal	1	
18	90201-12888	WASHER, Plate	1	
19	93430-10018	CIRCLIP	1	
20	4K0-18115-00	ROD, shift	1	
21	95303-06700	NUT	1	
22	90170-06228	NUT	1	
23	2H9-18154-00	COVER, dust	2	

FIG. 24 FRAME

REMARKS	Q'TY	DESCRIPTION	PART NO.	REF. NO.	DESCRIPTION	Q'TY	REMARKS
	1	SHIFT SHAFT ASSY	00-10101-00	1	4K0-21110-02-33 FRAME COMP	1	Yamaha black
	1	STOPPER LEVER ASSY	00-05101-00	2	4K0-21315-00 STAY, engine 2	2	
	1	STOPPER LEVER ASSY	00-05101-00	3	90105-08107 BOLT, washer based	4	
	1	STOPPER LEVER ASSY	00-05101-00	4	90179-08246 NUT	4	
	1	STOPPER LEVER ASSY	00-05101-00	5	90105-10169 BOLT, washer based	2	
	1	STOPPER LEVER ASSY	00-05101-00	6	95701-10100 NUT, flange	4	
	1	STOPPER LEVER ASSY	00-05101-00	7	90105-10038 BOLT, washer based	2	
	1	STOPPER LEVER ASSY	00-05101-00	8	90105-12168 BOLT, washer based	2	
	1	STOPPER LEVER ASSY	00-05101-00	9	95701-12100 NUT, flange	2	
	1	STOPPER LEVER ASSY	00-05101-00	10	4K0-2134Y-00 STAY, horn	1	
	1	STOPPER LEVER ASSY	00-05101-00	11	97301-08016 BOLT	2	
	1	STOPPER LEVER ASSY	00-05101-00	12	92901-08100 WASHER, spring	2	

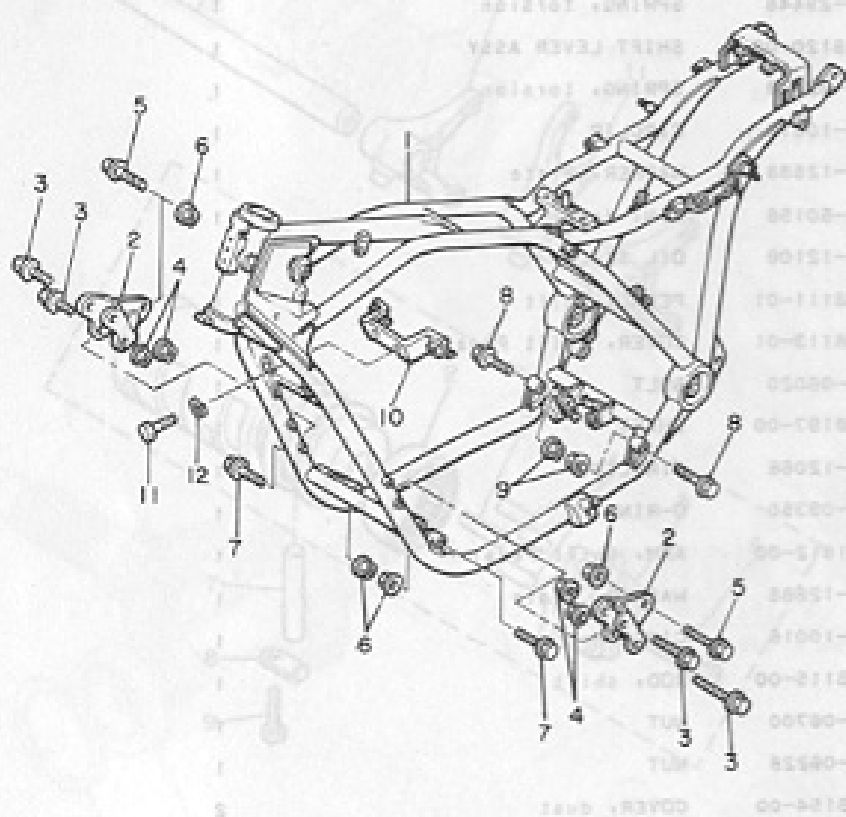
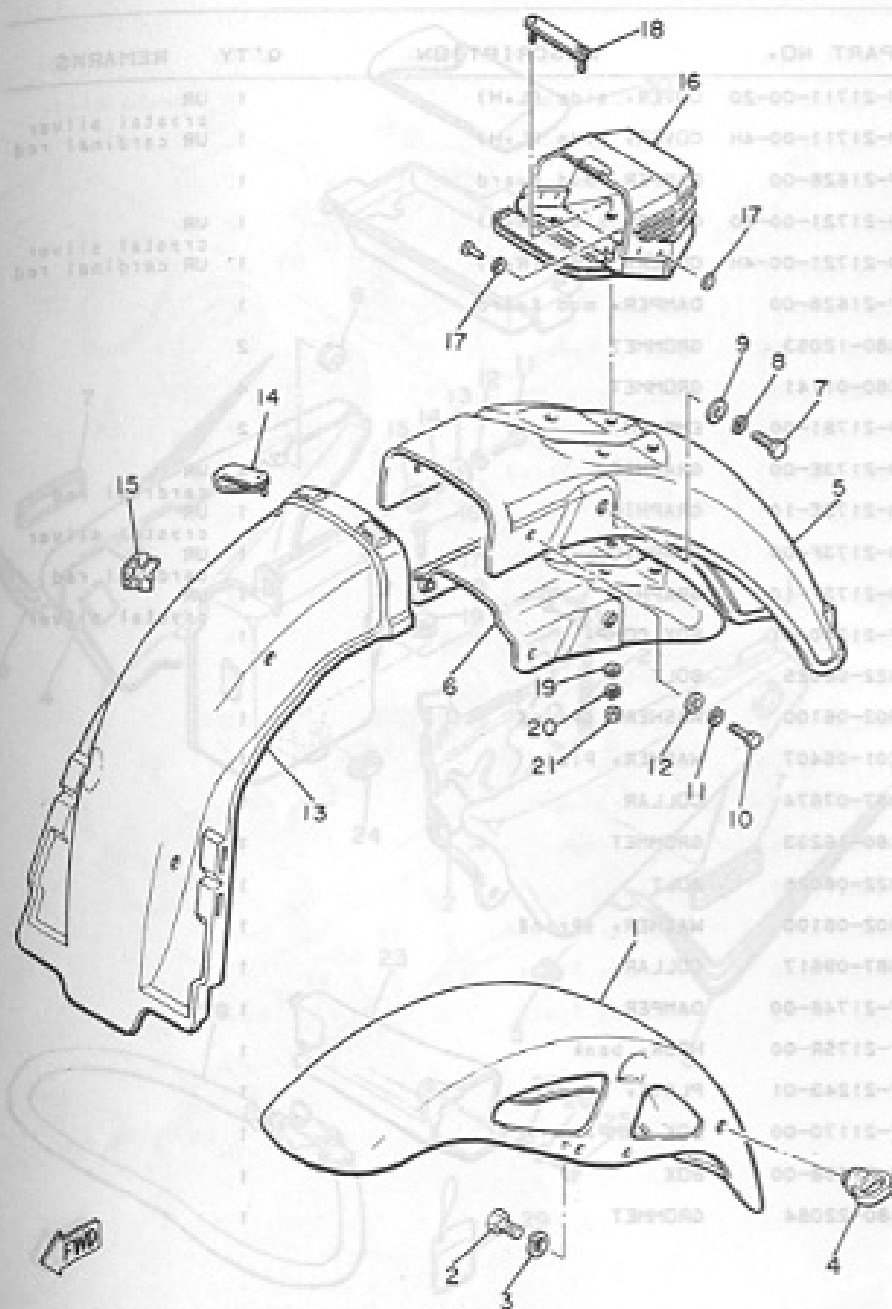


FIG. 25 FRONT FENDER-REAR FENDER



REF. NO.	PART NO.	DESCRIPTION	Q'TY	REMARKS
1	4K0-21510-00-20	FRONT FENDER COMP.	1	UR crystal silver
2	4K0-21510-00-4H	FRONT FENDER COMP.	1	UR cardinal red
2	97301-08020	BOLT	4	
3	92901-06100	WASHER, sPring	4	
4	1A0-21518-00	HOLDER, cable	1	
5	4K0-21611-00	FENDER, rear	1	
6	4K0-21670-00	REINF. COMP.	1	
7	97321-08020	BOLT	2	
8	92901-06100	WASHER, sPring	2	
9	92901-08600	WASHER, Plate	2	
10	97321-06016	BOLT	2	
11	92901-06100	WASHER, sPring	2	
12	92901-06200	WASHER, Plain	2	
13	4H7-21629-00	GUARD, mud	1	
14	90464-12027	CLAMP	1	
15	90464-16021	CLAMP	1	
16	4K0-21604-00	BOX COMP.	1	
17	92906-04200	WASHER, Plain	8	
18	4K0-21631-00	BOLT 1	2	
19	92902-06200	WASHER	4	
20	92901-06100	WASHER, sPring	4	
21	95301-06600	NUT	4	

FIG. 26 SIDE COVER. TOOL

Q'TY	REMARKS	REF. NO.	PART NO.	DESCRIPTION	Q'TY	REMARKS
1	UR black	1	4K0-21711-00-20	COVER, side (L.H)	1	UR black
1	crystal silver	2	4K0-21711-00-4H	COVER, side (L.H)	1	crystal silver
1	UR cardinal red	3	2H7-21628-00	DAMPER, mud Guard	1	UR cardinal red
1	UR	4	4K0-21721-00-20	COVER, side (R.H)	1	UR
1	crystal silver	5	4K0-21721-00-4H	COVER, side (R.H)	1	crystal silver
1	UR cardinal red	6	2H7-21628-00	DAMPER, mud Guard	1	UR cardinal red
2		7	90480-12053	GROMMET	2	
4		8	90480-01141	GROMMET	4	
2		9	4K0-21781-00	EMBLEM 1	2	
1	UR cardinal red	10	4K0-2173E-00	GRAPHIC	1	UR cardinal red
1	UR crystal silver	11	4K0-2173E-10	GRAPHIC	1	UR crystal silver
1	UR cardinal red	12	4K0-2173F-00	GRAPHIC	1	UR cardinal red
1	UR crystal silver	13	4K0-2173F-10	GRAPHIC	1	UR crystal silver
1		14	4H7-21240-01	BOX COMP.	1	
1		15	97322-06025	BOLT	1	
1		16	92902-06100	WASHER, sPring	1	
1		17	90201-06407	WASHER, Plate	1	
1		18	90387-07674	COLLAR	1	
1		19	90480-16233	GROMMET	1	
1		20	97322-08025	BOLT	1	
1		21	92902-08100	WASHER, sPring	1	
1		22	90387-09617	COLLAR	1	
1		23	4H7-21746-00	DAMPER	1	
1		24	4H7-2175R-00	HOOK, bank	1	
1		25	4H7-21243-01	PLATE, bridge	1	
1		26	4H7-21170-00	BOX COMP.	1	
1		27	4H7-21258-00	BOX	1	
1		28	90480-22084	GROMMET	1	

FIG. 26 SIDE COVER TOOL

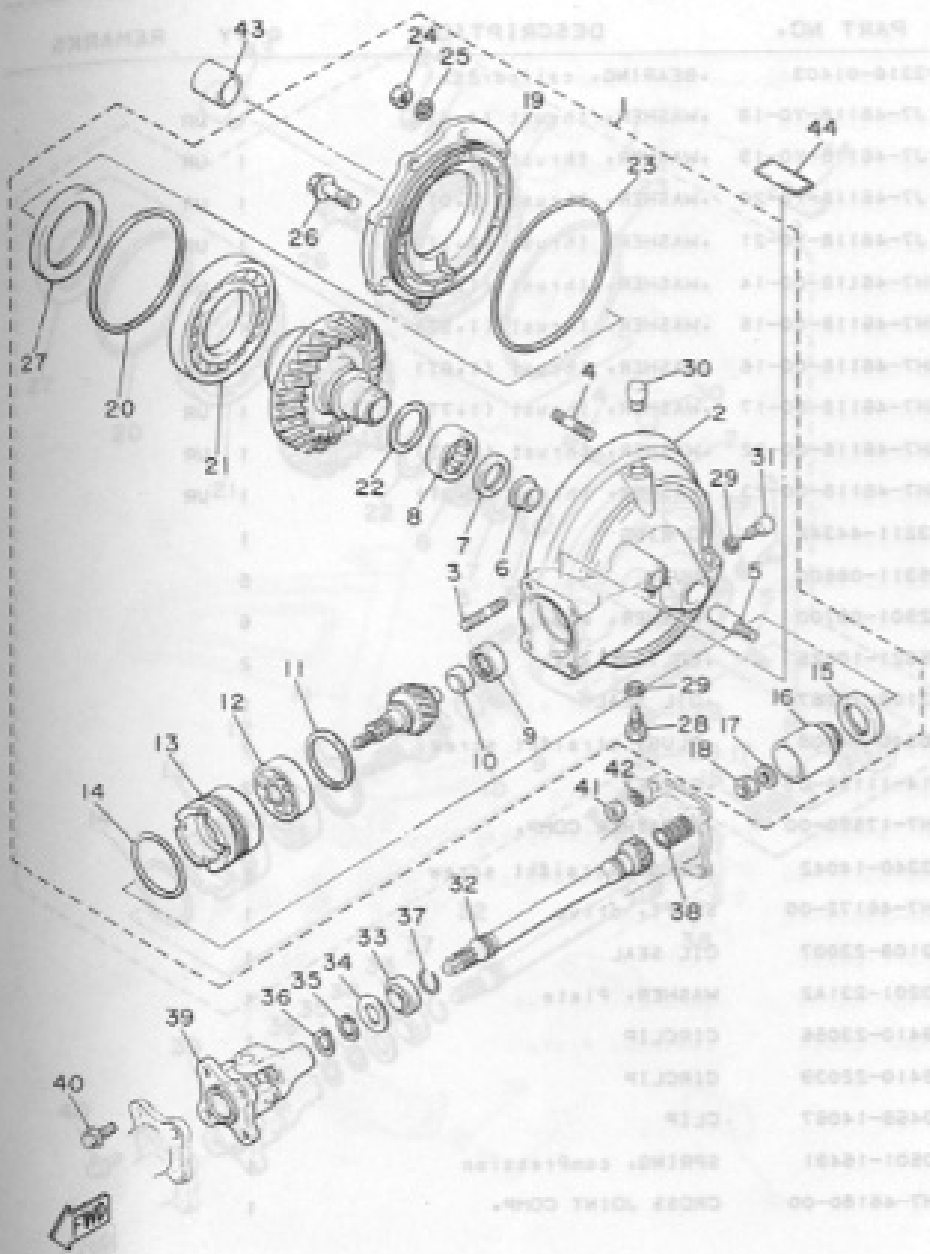
REMARKS
QTY

REF. NO.	PART NO.	DESCRIPTION	Q'TY	REMARKS
25	92501-06020	SCREW, Pan head	1	
26	92902-06100	WASHER, Spring	1	
27	90201-06557	WASHER, Plate	1	
28	4H7-W2171-01	WHEEL LOCK ASSY	1	
29	4H7-23498-00	TAG, caution	1	
30	4H7-28100-10	TOOL KIT	1	
1	92101-30000	BEARING, Ball	1	
2	92101-41510	BEARING, Ball	1	
3	92101-41510	BEARING, Ball	1	
4	92101-41510	BEARING, Ball	1	
5	92101-41510	BEARING, Ball	1	
6	92101-41510	BEARING, Ball	1	
7	92101-41510	BEARING, Ball	1	
8	92101-41510	BEARING, Ball	1	
9	92101-41510	BEARING, Ball	1	
10	92101-41510	BEARING, Ball	1	
11	92101-41510	BEARING, Ball	1	
12	92101-41510	BEARING, Ball	1	
13	92101-41510	BEARING, Ball	1	
14	92101-41510	BEARING, Ball	1	
15	92101-41510	BEARING, Ball	1	
16	92101-41510	BEARING, Ball	1	
17	92101-41510	BEARING, Ball	1	
18	92101-41510	BEARING, Ball	1	
19	92101-41510	BEARING, Ball	1	
20	92101-41510	BEARING, Ball	1	
21	92101-41510	BEARING, Ball	1	
22	92101-41510	BEARING, Ball	1	
23	92101-41510	BEARING, Ball	1	
24	92101-41510	BEARING, Ball	1	
25	92101-41510	BEARING, Ball	1	
26	92101-41510	BEARING, Ball	1	
27	92101-41510	BEARING, Ball	1	
28	92101-41510	BEARING, Ball	1	
29	92101-41510	BEARING, Ball	1	
30	92101-41510	BEARING, Ball	1	

FIG. 27 REAR ARM SUSPENSION

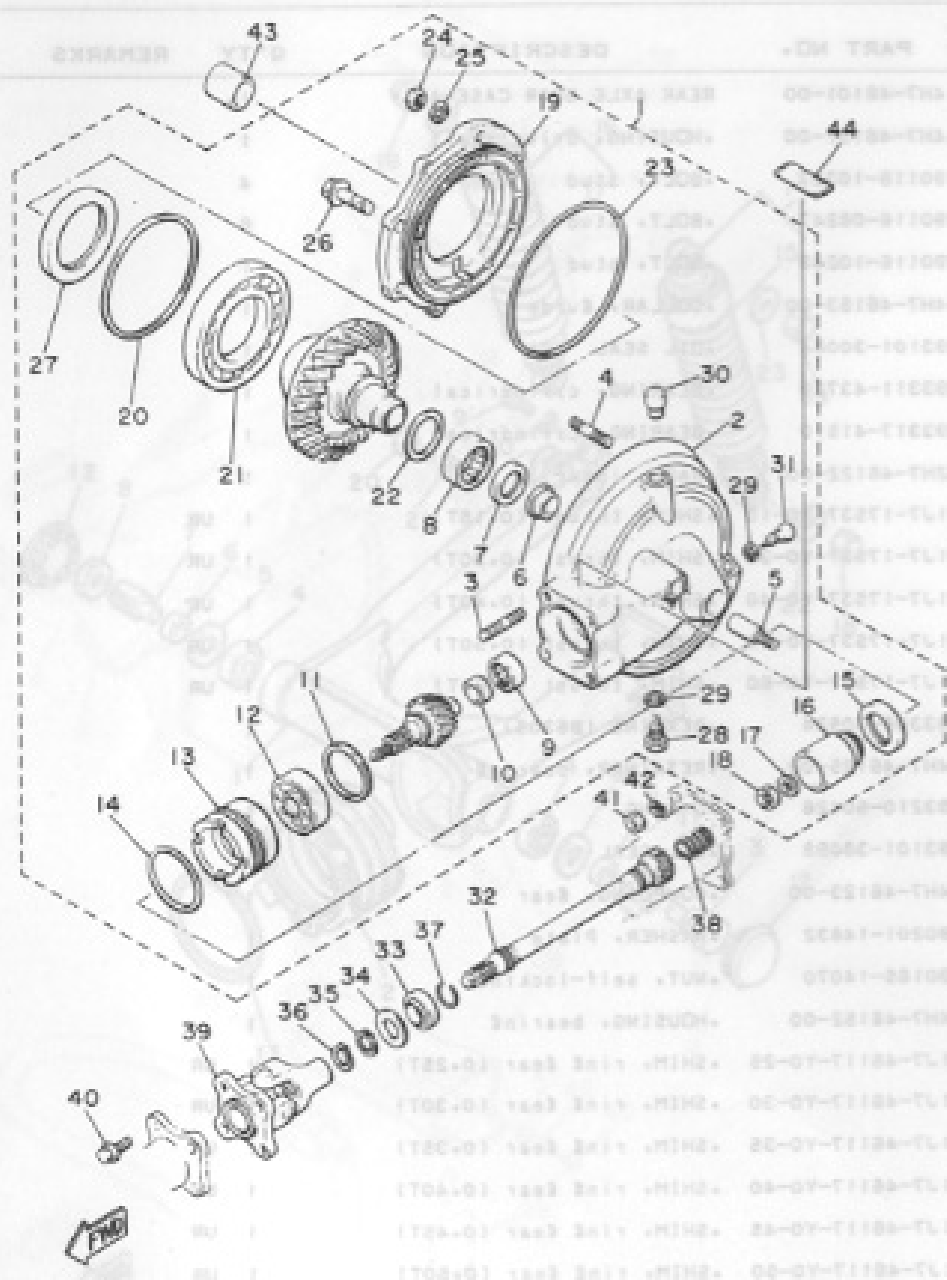
REF. NO.	PART NO.	DESCRIPTION	Q'TY	REMARKS
1	4K0-22110-00-33	REAR ARM COMP.	1	yamaha black
2	4H7-22189-00	BOOT, rubber	1	OR CARDINAL red
3	4H7-22141-00	SHAFT, Pivot	1	
4	93332-00010	BEARING	2	OR crystal silver
5	93102-25017	OIL SEAL	2	OR CARDINAL red
6	90387-17543	COLLAR	2	
7	1U7-22141-00	SHAFT, Pivot	1	
8	1U7-22143-00	NUT	1	
9	97301-08035	BOLT	1	
10	92901-08100	WASHER, sPrInE	1	
11	90215-22171	WASHER, lock	1	
12	2H7-2219X-00	COVER OS	2	OR CARDINAL red
13	90506-07136	SPRING, tension	1	
14	4K0-22210-00	SHOCK ABSORBER ASSY, rear	1	
15	4K0-22212-00	-SPRING	1	
16	4K0-22210-10	SHOCK ABSORBER ASSY, rear	1	
17	4K0-22212-00	-SPRING	1	
18	90176-10013	NUT, crown	1	
19	90176-10009	NUT, crown	2	
20	90106-10030	BOLT	1	
21	92903-10100	WASHER, sPrInE	1	
22	90201-10140	WASHER, Plate	1	
23	90201-10142	WASHER, Plate	2	
24	4H7-21758-00	LOCK, bank	1	
25	4H7-21243-01	PLATE, Cras	1	
26	4H7-21170-00	BOX, Cras	1	
27	4H7-21266-00	BOX	1	
28	90110-22004	GRIPMET	1	

TRANS OVERO 65 .0 FIG. 28 DRIVE SHAFT



REF. NO.	PART NO.	DESCRIPTION	Q'TY	REMARKS
1	4H7-46101-00	REAR AXLE GEAR CASE ASSY	1	
2	4H7-46151-00	HOUSING, drive shaft	1	
3	90116-10327	BOLT, stud	4	
4	90116-08247	BOLT, stud	6	
5	90116-10249	BOLT, stud	1	
6	4H7-46153-00	COLLAR, guide	1	
7	93101-30084	OIL SEAL	1	
8	93311-43729	BEARING, cylindrical	1	
9	93317-41510	BEARING, cylindrical	1	
10	2H7-46122-00	RACE, inner	1	
11	1J7-17537-Y0-15	SHIM, thrust (0.15T)	1	UR
	1J7-17537-Y0-30	SHIM, thrust (0.30T)	1	UR
	1J7-17537-Y0-40	SHIM, thrust (0.40T)	1	UR
	1J7-17537-Y0-50	SHIM, thrust (0.50T)	1	UR
	1J7-17537-Y0-60	SHIM, thrust (0.60T)	1	UR
12	93306-30524	BEARING (86305)	1	
13	4H7-46125-00	RETAINER, bearing	1	
14	93210-60426	O-RING	1	
15	93101-38098	OIL SEAL	1	
16	4H7-46123-00	COUPLING, gear	1	
17	90201-14632	WASHER, plate	1	
18	90185-14070	NUT, self-locking	1	
19	4H7-46152-00	HOUSING, bearing	1	
20	1J7-46117-Y0-25	SHIM, ring gear (0.25T)	1	UR
	1J7-46117-Y0-30	SHIM, ring gear (0.30T)	1	UR
	1J7-46117-Y0-35	SHIM, ring gear (0.35T)	1	UR
	1J7-46117-Y0-40	SHIM, ring gear (0.40T)	1	UR
	1J7-46117-Y0-45	SHIM, ring gear (0.45T)	1	UR
	1J7-46117-Y0-50	SHIM, ring gear (0.50T)	1	UR

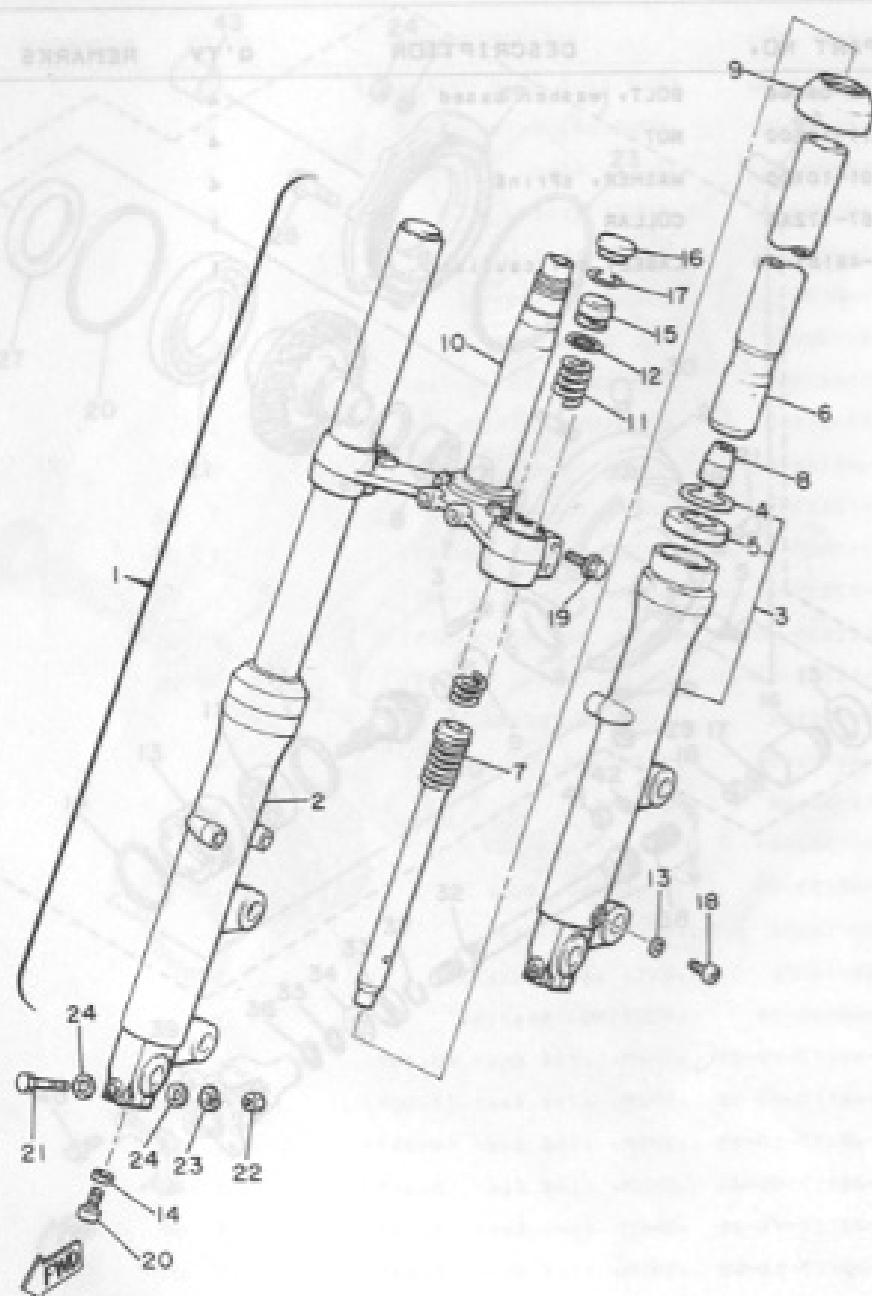
FIG. 28 DRIVE SHAFT



REF. NO.	PART NO.	DESCRIPTION	Q'TY	REMARKS
21	93316-01403	BEARING, cylindrical	1	
22	1J7-46118-YO-18	WASHER, thrust (1.8T)	1	UR
	1J7-46118-YO-19	WASHER, thrust (1.9T)	1	UR
	1J7-46118-YO-20	WASHER, thrust (2.0T)	1	UR
	1J7-46118-YO-21	WASHER, thrust (2.1T)	1	UR
	4H7-46118-00-14	WASHER, thrust (1.4T)	1	UR
	4H7-46118-00-15	WASHER, thrust (1.5T)	1	UR
	4H7-46118-00-16	WASHER, thrust (1.6T)	1	UR
	4H7-46118-00-17	WASHER, thrust (1.7T)	1	UR
	4H7-46118-00-22	WASHER, thrust (2.2T)	1	UR
	4H7-46118-00-23	WASHER, thrust (2.3T)	1	UR
23	93211-44348	O-RING	1	
24	95311-08600	NUT	6	
25	92901-08700	WASHER, wave	6	
26	95821-10025	BOLT, flange	2	
27	93102-70167	OIL SEAL	1	
28	90340-14009	PLUG, straight screw	1	
29	214-11198-01	GASKET	2	
30	2H7-17590-00	BREATHER COMP.	1	
31	90340-14042	PLUG, straight screw	1	
32	4H7-46172-00	SHAFT, drive	1	
33	93108-23007	OIL SEAL	1	
34	90201-291A2	WASHER, Plate	1	
35	93410-23056	CIRCLIP	1	
36	93410-22039	CIRCLIP	1	
37	90468-14067	CLIP	1	
38	90501-16491	SPRING, compression	1	
39	4H7-46180-00	CROSS JOINT COMP.	1	

FIG. 28 DRIVE SHAFT

REF. NO.	PART NO.	DESCRIPTION	Q'TY	REMARKS
40	90105-08066	BOLT, washer based	4	
41	95311-10600	NUT	4	
42	92901-10100	WASHER, spring	4	
43	90387-172A5	COLLAR	1	
44	4H7-46181-10	LABEL, oil caution	1	
1	440-23101-00	RIGHT FORK ASSEMBLY	1	
2	440-23102-00	LEFT FORK ASSEMBLY	1	
3	440-23103-00	SHOCK ABSORBER	1	
4	440-23104-00	STEERING BRACKET	1	
5	440-23105-00	STEERING BRACKET BUSH	1	
6	440-23106-00	STEERING BRACKET BUSH	1	
7	440-23107-00	STEERING BRACKET BUSH	1	
8	440-23108-00	STEERING BRACKET BUSH	1	
9	440-23109-00	STEERING BRACKET BUSH	1	
10	440-23110-00	STEERING BRACKET BUSH	1	
11	440-23111-00	STEERING BRACKET BUSH	1	
12	440-23112-00	STEERING BRACKET BUSH	1	
13	440-23113-00	STEERING BRACKET BUSH	1	
14	440-23114-00	STEERING BRACKET BUSH	1	
15	440-23115-00	STEERING BRACKET BUSH	1	
16	440-23116-00	STEERING BRACKET BUSH	1	
17	440-23117-00	STEERING BRACKET BUSH	1	
18	440-23118-00	STEERING BRACKET BUSH	1	
19	440-23119-00	STEERING BRACKET BUSH	1	
20	440-23120-00	STEERING BRACKET BUSH	1	
21	440-23121-00	STEERING BRACKET BUSH	1	
22	440-23122-00	STEERING BRACKET BUSH	1	
23	440-23123-00	STEERING BRACKET BUSH	1	
24	440-23124-00	STEERING BRACKET BUSH	1	
25	440-23125-00	STEERING BRACKET BUSH	1	
26	440-23126-00	STEERING BRACKET BUSH	1	
27	440-23127-00	STEERING BRACKET BUSH	1	
28	440-23128-00	STEERING BRACKET BUSH	1	
29	440-23129-00	STEERING BRACKET BUSH	1	
30	440-23130-00	STEERING BRACKET BUSH	1	
31	440-23131-00	STEERING BRACKET BUSH	1	
32	440-23132-00	STEERING BRACKET BUSH	1	
33	440-23133-00	STEERING BRACKET BUSH	1	
34	440-23134-00	STEERING BRACKET BUSH	1	
35	440-23135-00	STEERING BRACKET BUSH	1	
36	440-23136-00	STEERING BRACKET BUSH	1	
37	440-23137-00	STEERING BRACKET BUSH	1	
38	440-23138-00	STEERING BRACKET BUSH	1	
39	440-23139-00	STEERING BRACKET BUSH	1	
40	440-23140-00	STEERING BRACKET BUSH	1	

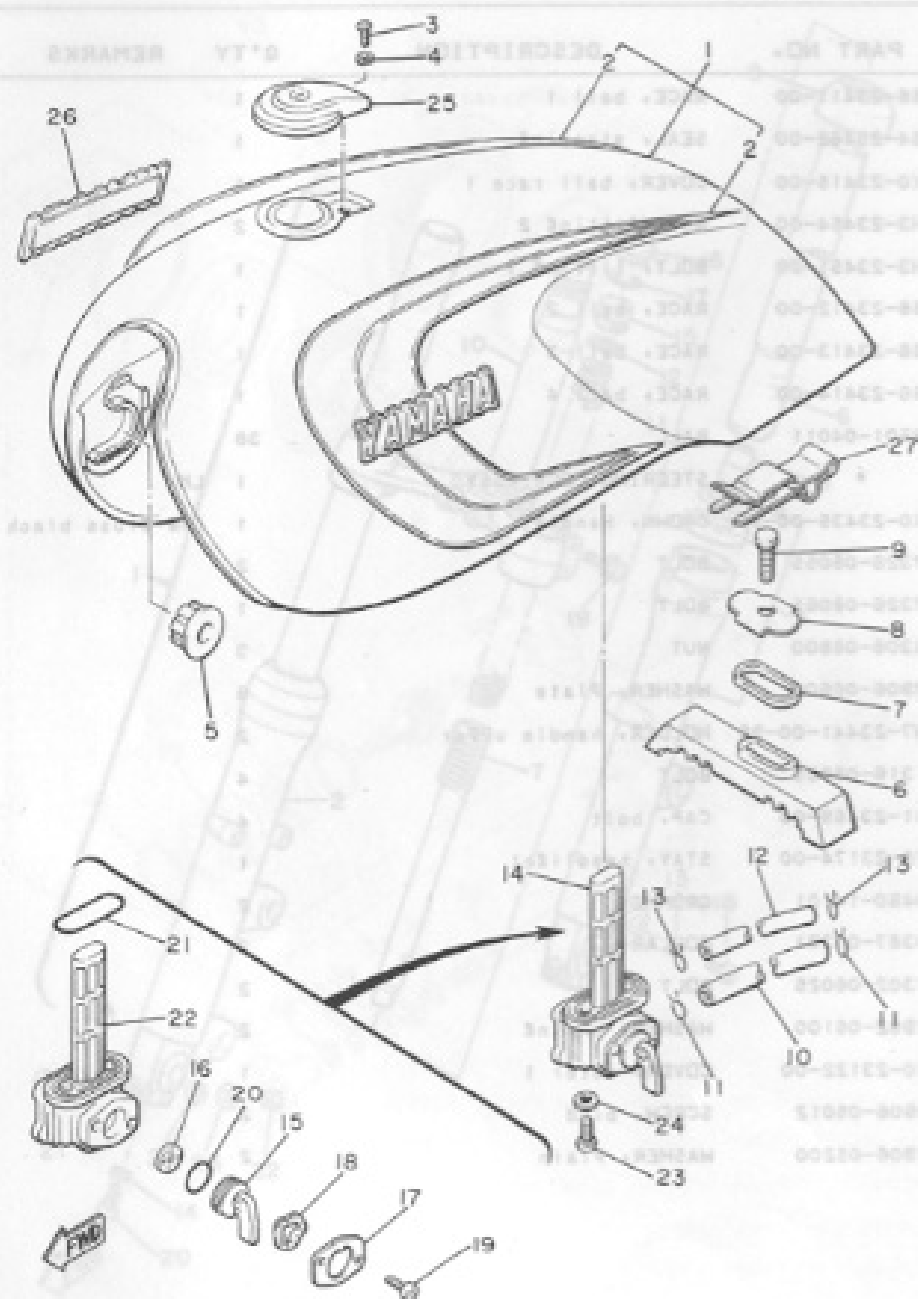


REF. NO.	PART NO.	DESCRIPTION	Q'TY	REMARKS
05 1	4K0-23101-00	FRONT FORK ASSY	1	
14 2	4K0-23136-00	.TUBE, outer 2	1	
23 3	4K0-23126-00	.TUBE, outer 1	1	
24 4	4A1-23156-00	..CLIP, oil seal	2	
25 5	3J2-23145-00	..OIL SEAL	2	
6	4K0-23110-00	.INNER TUBE COMP.	2	
7	4K0-23170-00	.CYLINDER COMP., front fork	2	
8	1W1-23173-L0	.SPINDLE, taper	2	
9	3J2-23144-00	.SEAL, dust	2	
10	4K0-23340-00	.UNDER BRACKET COMP.	1	
11	4K0-23141-00	.SPRING, front fork	2	
12	3J2-23114-00	.O-RING	2	
13	122-23129-00	.GASKET, drain plug	2	
14	509-23158-L0	.GASKET	2	
15	3Y1-23111-00	.BOLT, cap	2	
16	3Y1-23168-00	.CAP, front fork	2	
17	3J2-23183-00	.CIRCLIP	2	
18	122-23119-01	.PLUG, drain	2	
19	90119-08012	.BOLT, with washer	4	
20	278-23181-50	.BOLT, hexagon socket head	2	
21	400-23356-00	.BOLT 2	2	
22	95311-08600	.NUT	2	
23	92901-08100	.WASHER, spring	2	
24	90201-08544	.WASHER, plate	4	
25	87410-22638	CIRCLIP	1	
26	90460-14587	CLIP	1	
27	90501-15431	SPRING, comp. front fork	1	
28	90740-0186-00	CROSS JOINT COMP.	1	

FIG. 30 STEERING

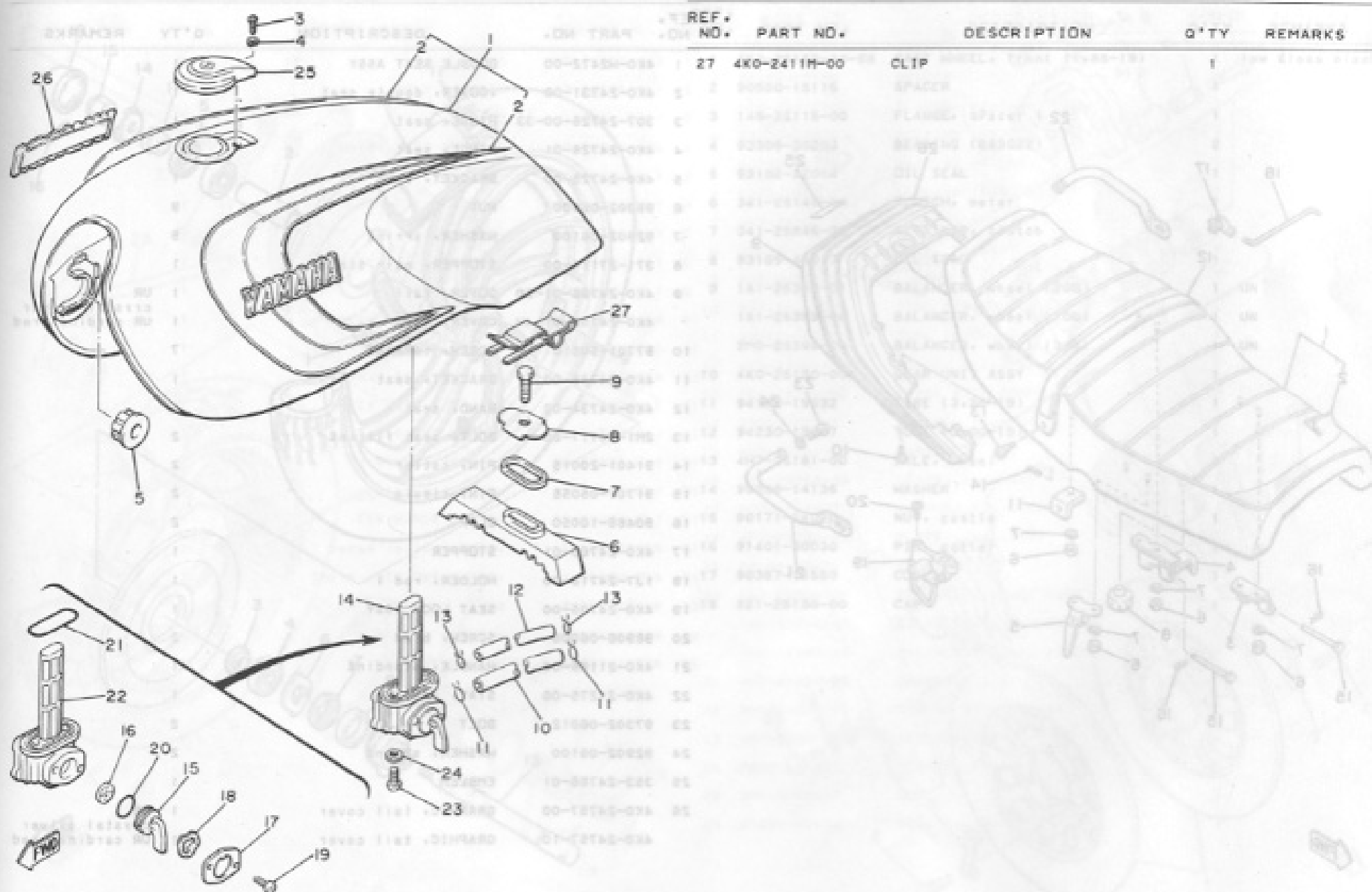
REF. NO.	PART NO.	DESCRIPTION	Q'TY	REMARKS
1	256-23411-00	RACE, ball 1	1	
2	164-23462-00	SEAL, steering	1	
3	4K0-23415-00	COVER, ball race 1	1	
4	4H3-23454-00	NUT, fitting 2	2	
5	4H3-23451-00	BOLT, fitting 1	1	
6	256-23412-00	RACE, ball 2	1	
7	256-23413-00	RACE, ball 3	1	
8	256-23414-00	RACE, ball 4	1	
9	93501-04011	BALL	38	
10	*	STEERING LOCK ASSY	1	LH
11	4K0-23435-00-98	CROWN, handle	1	low gloss black
12	97326-08055	BOLT	2	
13	97326-08065	BOLT	1	
14	95306-08800	NUT	3	
15	92905-08600	WASHER, plate	6	
16	4H7-23441-00-98	HOLDER, handle upper	2	
17	91316-08030	BOLT	4	
18	341-23469-00	CAP, bolt	4	
19	4K0-23174-00	STAY, headlight	1	
20	90480-14101	GROMMET	2	
21	90387-07391	COLLAR	2	
22	97302-06025	BOLT	2	
23	92902-06100	WASHER, spring	2	
24	4K0-23122-00	COVER, outer 1	1	
25	98906-05012	SCREW, blind	2	
26	92906-05200	WASHER, plain	2	

FIG. 31 FUEL TANK



REF. NO.	PART NO.	DESCRIPTION	Q'TY	REMARKS
1	4K0-24110-01-01	FUEL TANK COMP.	1	UR cardinal red
2	4K0-24110-01-02	FUEL TANK COMP.	1	UR crystal silver
3	4K0-24240-00	GRAPHIC SET	1	UR crystal silver
4	4K0-24240-10	GRAPHIC SET	1	UR cardinal red
5	98501-05008	SCREW, Pan head	1	
6	92901-05100	WASHER, spring	1	
7	4H7-24181-00	DAMPER, location 1	2	
8	4K0-24182-00	DAMPER, location 2	1	
9	4K0-24183-00	DAMPER, location 3	1	
10	4K0-24185-00	WASHER, special	1	
11	90109-08579	BOLT	1	
12	90445-11501	HOSE	1	
13	90467-10008	CLIP	2	
14	90445-09500	HOSE	1	
15	90467-08003	CLIP	2	
16	4K0-24500-00	FUEL COCK ASSY 1	1	
17	4H7-24524-00	LEVER, cock	1	
18	3H3-24523-00	VALVE	1	
19	4H7-24525-00	PLATE, lever fitting	1	
20	3H3-24518-00	WASHER, wave	1	
21	98501-03008	SCREW, Pan head	2	
22	3H3-24534-00	O-RING	1	
23	2H6-24512-00	O-RING	1	
24	3H3-24514-00	FILTER, fuel cock	1	
25	90149-06011	SCREW	2	
26	90202-06010	WASHER, Plate	2	
27	4H7-24602-00	CAP ASSY	1	
28	3X0-24181-20	EMBLEM 1	2	1b

FIG. 31 FUEL TANK



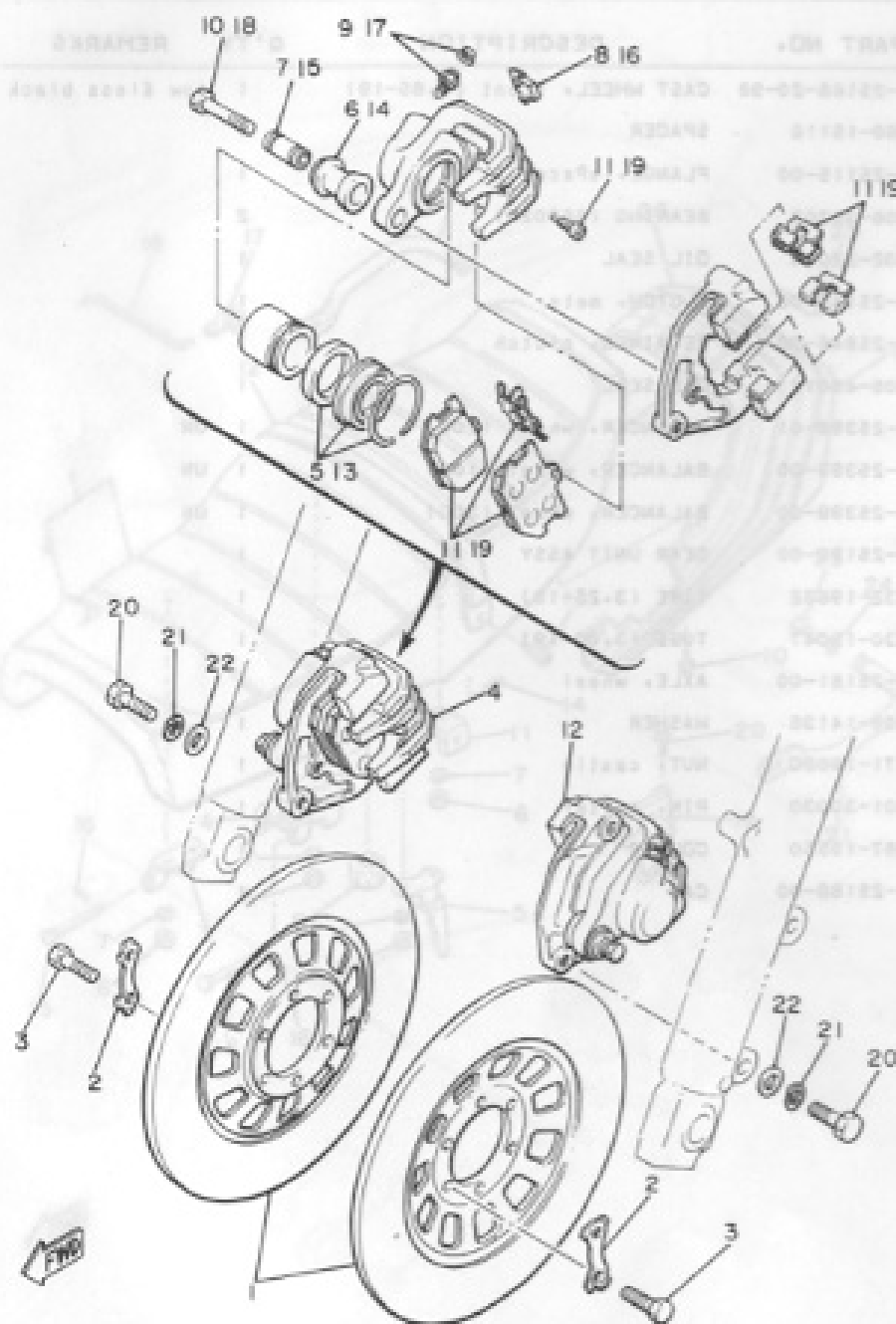
WHAT 3307 18 01 FIG. 32 SEAT TANK

REMARKS	Q'TY	DESCRIPTION	PART NO.	REF. NO.	PART NO.	DESCRIPTION	Q'TY	REMARKS
	1		4KO-W2472-00	1	4KO-W2472-00	DOUBLE SEAT ASSY	1	UR cardinal red
			4KO-24731-00	2	4KO-24731-00	COVER, double seat	1	UR crystal silver
			307-24726-00-33	3	307-24726-00-33	HINGE, seat	1	UR crystal silver
			4KO-24726-01	4	4KO-24726-01	HINGE, seat	1	UR crystal silver
			4KO-24728-00	5	4KO-24728-00	BRACKET, seat	1	UR crystal silver
			95302-06600	6	95302-06600	NUT	9	UR crystal silver
			92902-06100	7	92902-06100	WASHER, spring	9	UR crystal silver
			371-27114-00	8	371-27114-00	STOPPER, main stand	1	UR crystal silver
			4KO-24756-01-20	9	4KO-24756-01-20	COVER, tail	1	UR cardinal red
			4KO-24756-01-4H		4KO-24756-01-4H	COVER, tail	1	UR cardinal red
			97701-50510	10	97701-50510	SCREW, tapping	7	
			4KO-24748-00	11	4KO-24748-00	BRACKET, seat	1	
			4KO-24734-00	12	4KO-24734-00	BAND, seat	1	
			2H1-24717-00	13	2H1-24717-00	BOLT, seat fitting	2	
			91401-20015	14	91401-20015	PIN, cotter	2	
			91701-05055	15	91701-05055	PIN, clevis	2	
			90468-10050	16	90468-10050	CLIP	2	
			4KO-24768-01	17	4KO-24768-01	STOPPER	1	
			1J7-24718-00	18	1J7-24718-00	HOLDER, rod	1	
			4KO-24705-00	19	4KO-24705-00	SEAT LOCK ASSY	1	
			98906-06008	20	98906-06008	SCREW, blind	2	
			4KO-21165-00	21	4KO-21165-00	HANDLE, standing	1	
			4KO-21275-00	22	4KO-21275-00	STAY, rear	1	
			97302-06012	23	97302-06012	BOLT	2	
			92902-06100	24	92902-06100	WASHER, spring	20	
			353-24786-01	25	353-24786-01	EMBLEM	1	
			4KO-24757-00	26	4KO-24757-00	GRAPHIC, tail cover	1	UR crystal silver
			4KO-24757-10		4KO-24757-10	GRAPHIC, tail cover	1	UR cardinal red

FIG. 33 FRONT WHEEL

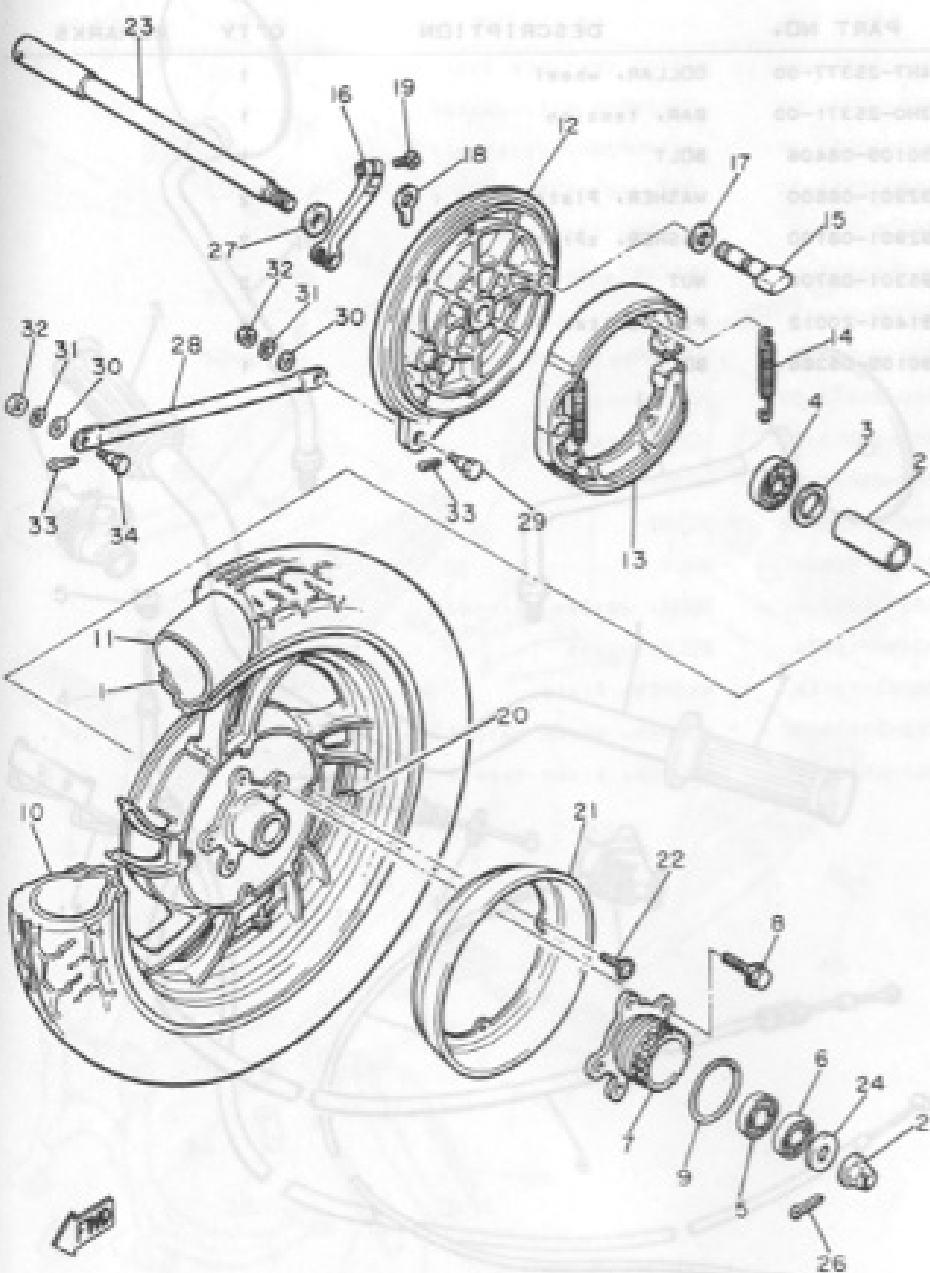
REF. NO.	PART NO.	DESCRIPTION	Q'TY	REMARKS
1	4K0-25168-20-98	CAST WHEEL, front (1.85-19)	1	low gloss black
2	90560-15116	SPACER	1	
3	146-25115-00	FLANGE, spacer 1	1	
4	93306-30203	BEARING (B6302Z)	2	
5	93102-22014	OIL SEAL	1	
6	341-25149-00	CLUTCH, meter	1	
7	341-25846-00	RETAINER, clutch	1	
8	93105-45017	OIL SEAL	1	
9	1A1-25398-01	BALANCER, wheel (20G)	1	UN
10	1A1-25399-00	BALANCER, wheel (10G)	1	UN
11	2H0-25399-00	BALANCER, wheel (30G)	1	UN
12	4K0-25190-00	GEAR UNIT ASSY	1	
13	94132-19632	TIRE (3.25-19)	1	
14	94230-19047	TUBE (3.00-19)	1	
15	4H7-25181-00	AXLE, wheel	1	
16	90209-14136	WASHER	1	
17	90171-14020	NUT, castle	1	
18	91401-30030	PIN, cotter	1	
19	90387-15550	COLLAR	1	
20	521-25188-00	CAP	1	

FIG. 34 FRONT BRAKE CALIPER



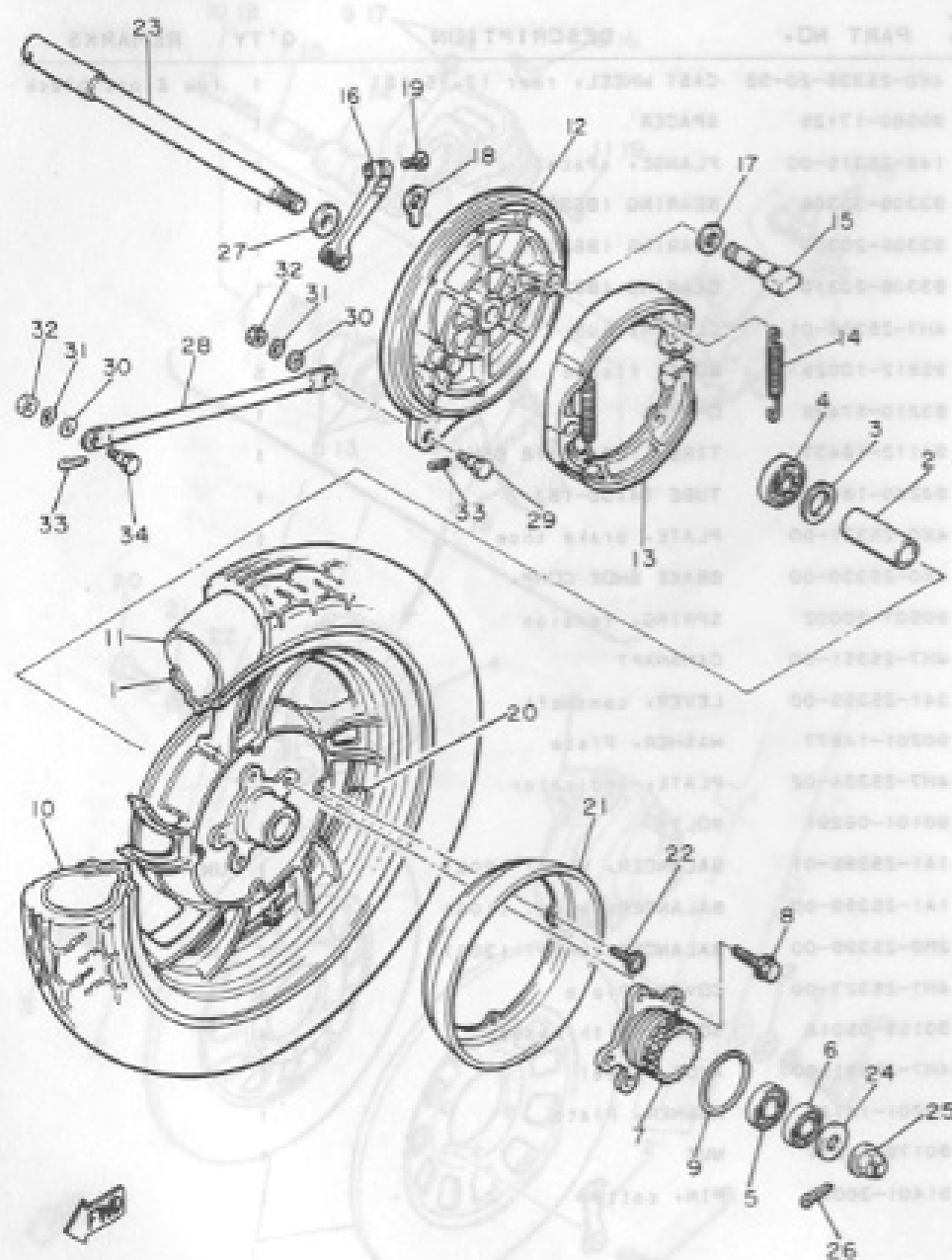
REF. NO.	PART NO.	DESCRIPTION	Q'TY	REMARKS
1	1L9-25831-00	DISC, brake	2	
2	1J3-25834-01	WASHER, lock	6	
3	90101-08312	BOLT	12	
4	4K0-25810-00	CALIPER ASSY (RIGHT)	1	
5	1J3-W0047-00	•CALIPER SEAL KIT	1	
6	1J3-25917-00	•BOOT, caliper	1	
7	1J3-25838-00	•SLEEVE, caliper	1	
8	1J3-25845-01	•CAP, indicator	1	
9	1J3-W0048-00	•BREED SCREW KIT	1	
10	90105-08145	•BOLT, washer based	1	
11	4K0-W0045-00	•BRAKE PAD KIT, front	1	
12	4K0-25810-10	CALIPER ASSY (LEFT)	1	
13	1J3-W0047-00	•CALIPER SEAL KIT	1	
14	1J3-25917-00	•BOOT, caliper	1	
15	1J3-25838-00	•SLEEVE, caliper	1	
16	1J3-25845-01	•CAP, indicator	1	
17	1J3-W0048-00	•BREED SCREW KIT	1	
18	90105-08145	•BOLT, washer based	1	
19	4K0-W0045-10	•BRAKE PAD KIT, front	1	
20	90101-10308	BOLT, lock	4	
21	92901-10100	WASHER, spring	4	
22	92901-10200	WASHER, plain	4	
23	4K0-25810-00	CALIPER ASSY (RIGHT)	1	
24	90101-08312	BOLT	2	
25	92901-08100	WASHER, spring	2	
26	92901-10200	WASHER, plain	2	
27	4K0-24757-00	•CALIPER, left	1	
28	4K0-24757-10	•CALIPER, right	1	

FIG. 35 REAR WHEEL



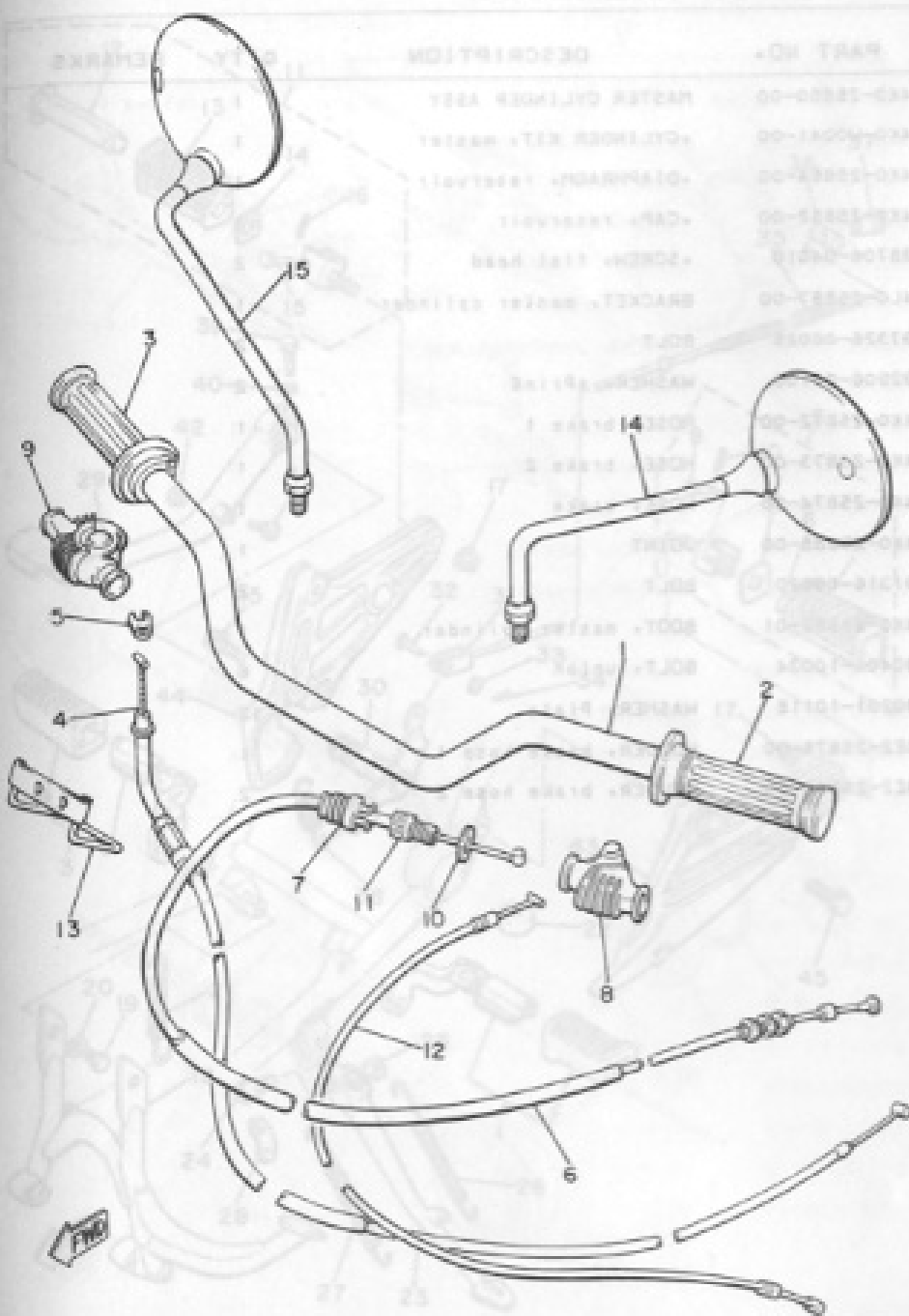
REF. NO.	PART NO.	DESCRIPTION	Q'TY	REMARKS
1	4K0-25338-20-98	CAST WHEEL, rear (2.15-18)	1	low gloss black
2	90560-17125	SPACER	1	
3	148-25315-00	FLANGE, spacer	1	
4	93306-30306	BEARING (B6303)	1	
5	93306-20309	BEARING (B6203)	1 TS	
6	93306-20310	BEARING (B6203RS)	1	
7	4H7-25366-01	CLUTCH, hub	1	
8	95812-10025	BOLT, flange	5	
9	93210-57428	O-RING	1	
10	94112-18437	TIRE (120/90-18 65H)	1	
11	94240-18085	TUBE (4.00-18)	1	
12	4K0-25321-00	PLATE, brake shoe	1	
13	4K0-25330-00	BRAKE SHOE COMP.	2	
14	90507-20002	SPRING, tension	2	
15	4H7-25351-00	CAMSHAFT	1	
16	341-25355-00	LEVER, camshaft	1	
17	90201-14577	WASHER, plate	1	
18	4H7-2533A-02	PLATE, indicator	1	
19	90101-06291	BOLT	1	
20	1A1-25398-01	BALANCER, wheel (20G)	1	UN
	1A1-25399-00	BALANCER, wheel (10G)	1	UN
	2H0-25399-00	BALANCER, wheel (30G)	1	UN
21	4H7-25327-00	COVER, plate	1	
22	90159-06018	SCREW, with washer	4	
23	4H7-25381-00	AXLE, wheel	1	
24	90201-141A3	WASHER, plate	1	
25	90179-14217	NUT	1	
26	91401-30030	PIN, cotter	1	

FIG. 35 REAR WHEEL CALIPER



REF. NO.	PART NO.	DESCRIPTION	Q'TY	REMARKS
27	4H7-25377-00	COLLAR, wheel	1	
28	3H0-25371-00	BAR, tension	1	
29	90109-08406	BOLT	1	
30	92901-08600	WASHER, plate	2	
31	92901-08100	WASHER, spring	2	
32	95301-08700	NUT	2	
33	91401-20012	PIN, cotter	2	
34	90109-08368	BOLT	1	

FIG. 36 HANDLEBAR-CABLE



REF. NO.	PART NO.	DESCRIPTION	Q'TY	REMARKS
1	1T5-26111-00	HANDLEBAR	1	
2	2H7-26241-00	GRIP (L.H.)	1	
3	2H7-26240-00	GRIP ASSY	1	
4	4K0-26311-00	CABLE, throttle 1	1	
5	584-26393-01	HOLDER	1	
6	4K0-26335-00	CABLE, clutch	1	
7	1E6-26342-00	BOOT, cable	1	
8	1E6-26372-00	COVER, handle lever	1	
9	1T5-26372-00	COVER, handle lever	1	
10	90179-08148	NUT	1	
11	90123-08046	BOLT	1	
12	4K0-26331-00	CABLE, starter 1	1	
13	4K0-26399-01	GUIDE, cable	1	
14	1J7-26290-12	MIRROR ASSY	1	
15	1J7-26290-02	MIRROR ASSY	1	

FIG. 37 FRT MASTER CYLINDER

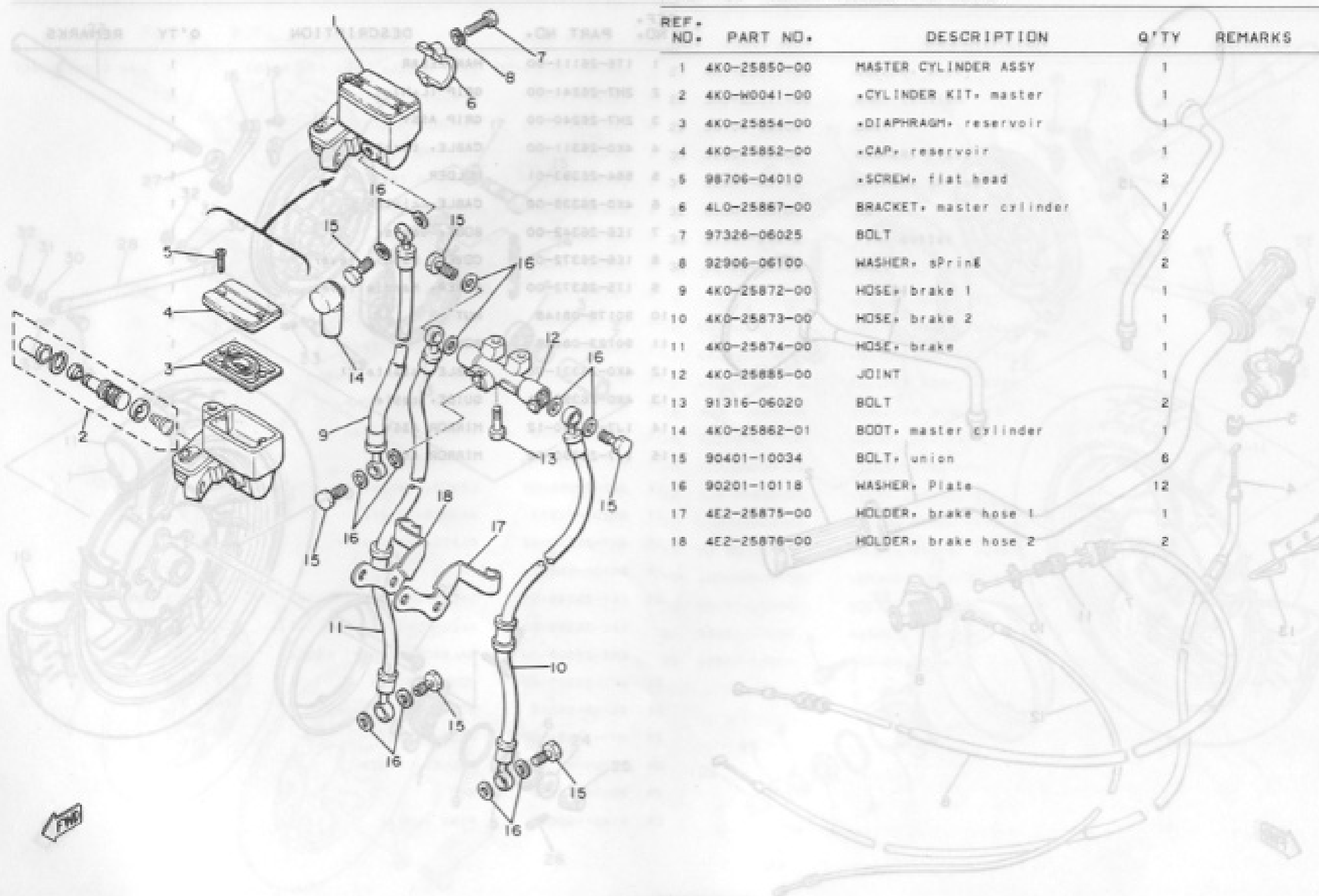
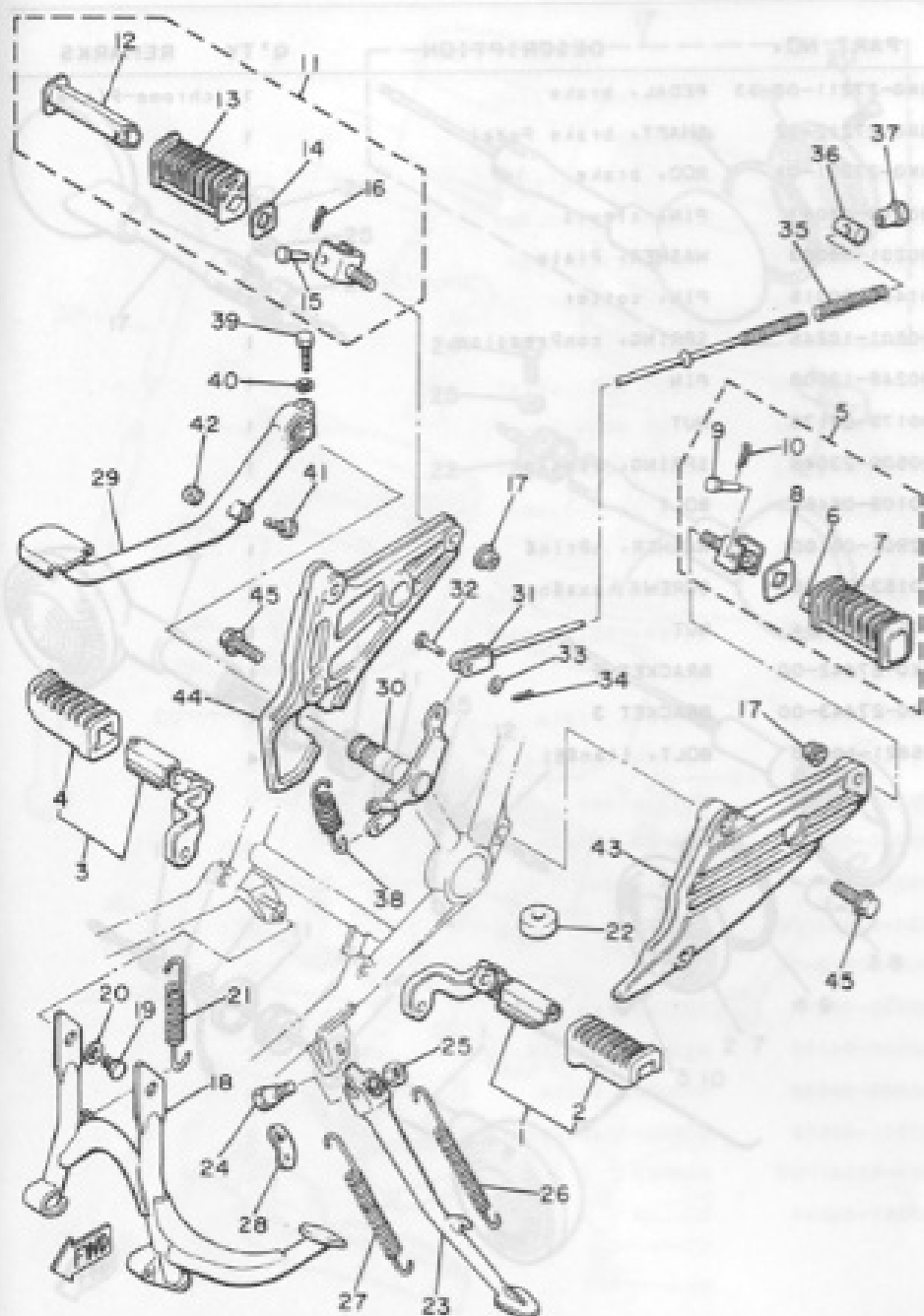
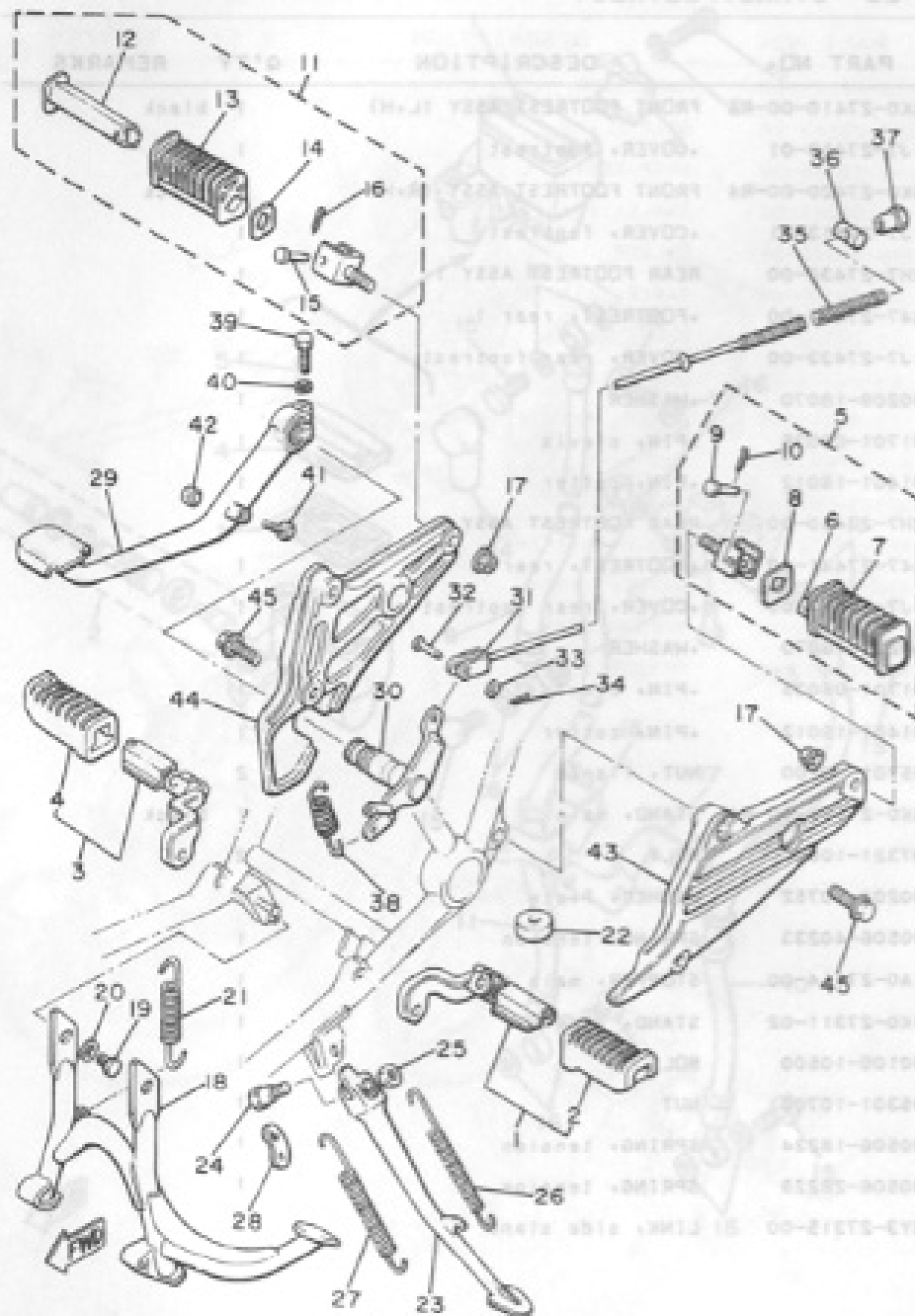


FIG. 38 STAND-FOOTREST



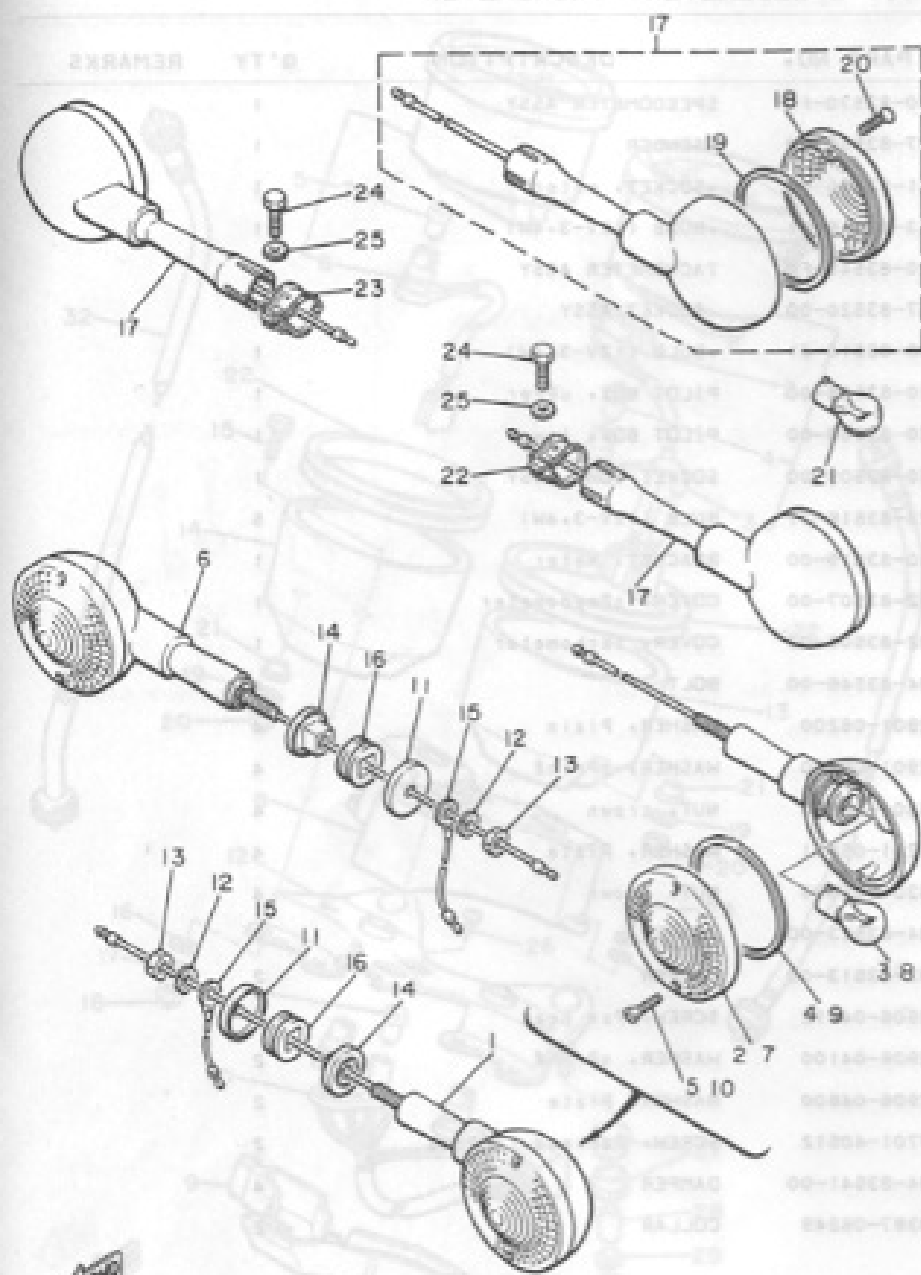
REF. NO.	PART NO.	DESCRIPTION	Q'TY	REMARKS
1	4K0-27410-00-R4	FRONT FOOTREST ASSY (L-H)	1	black
2	1J7-27413-01	COVER, footrest	1	
3	4K0-27420-00-R4	FRONT FOOTREST ASSY (R-H)	1	black
4	1J7-27413-01	COVER, footrest	1	
5	2H7-27430-00	REAR FOOTREST ASSY 1	1	
6	447-27431-00	FOOTREST, rear 1	1	
7	1J7-27433-00	COVER, rear footrest	1	
8	90209-18070	WASHER	1	
9	91701-06035	PIN, clevis	1	
10	91401-16012	PIN, cotter	1	
11	2H7-27440-00	REAR FOOTREST ASSY 2	1	
12	447-27441-00	FOOTREST, rear 2	1	
13	1J7-27444-00	COVER, rear footrest	1	
14	90209-18070	WASHER	1	
15	91701-06035	PIN, clevis	1	
16	91401-16012	PIN, cotter	1	
17	95701-10100	NUT, flange	2	
18	4K0-27111-00-R4	STAND, main	1	black
19	97321-10020	BOLT	2	
20	90201-10752	WASHER, plate	2	
21	90506-40233	SPRING, tension	1	
22	1A0-27114-00	STOPPER, main stand	1	
23	4K0-27311-02	STAND, side	1	
24	90109-10500	BOLT	1	
25	95301-10700	NUT	1	
26	90506-18224	SPRING, tension	1	
27	90506-26225	SPRING, tension	1	
28	3Y3-27315-00	LINK, side stand	1	

FIG. 38 STAND-FOOTREST



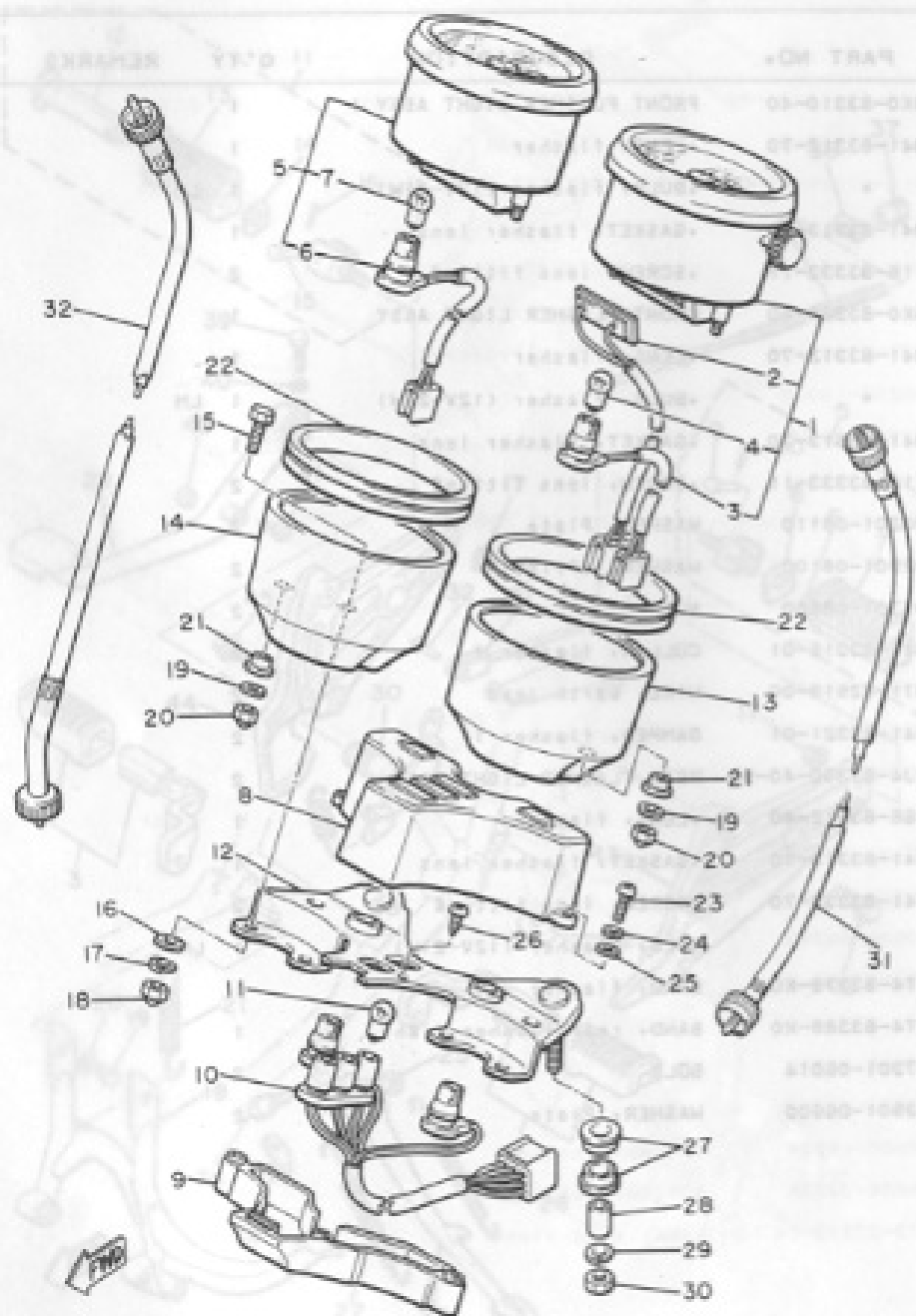
REF. NO.	PART NO.	DESCRIPTION	Q'TY	REMARKS
29	4K0-27211-00-93	PEDAL, brake	1	chrome-Plated
30	4K0-27212-02	SHAFT, brake Pedal	1	
31	4K0-27231-01	ROD, brake	1	
32	90240-08067	PIN, clevis	1	
33	90201-08083	WASHER, Plate	1	
34	91401-20015	PIN, cotter	1	
35	90501-10245	SPRING, compression	1	
36	90249-12008	PIN	1	
37	90179-08178	NUT	1	
38	90508-23048	SPRING, tension	1	
39	90109-06468	BOLT	1	
40	92901-06100	WASHER, spring	1	
41	90153-06008	SCREW, hexagon	1	
42	90170-08184	NUT	1	
43	4K0-27442-00	BRACKET 2	1	
44	4K0-27443-00	BRACKET 3	1	
45	95821-10030	BOLT, flange	4	

FIG. 39 FLASHER LIGHT



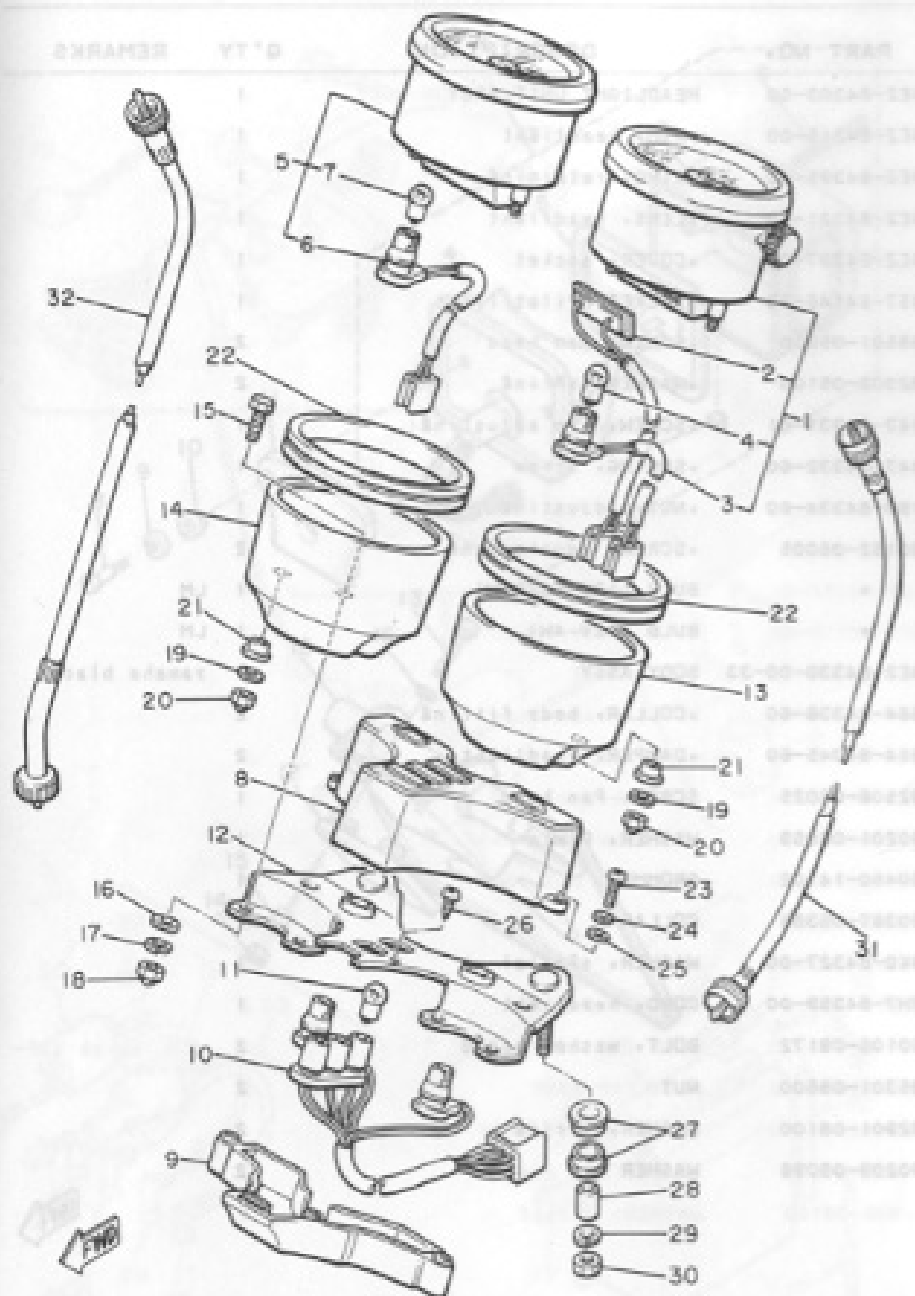
REF. NO.	PART NO.	DESCRIPTION	Q'TY	REMARKS
1	4K0-83310-40	FRONT FLASHER LIGHT ASSY 1	1	
2	341-83312-70	LENS, flasher	1	
3	*	BULB, flasher (12V-21W)	1	LM
4	341-83313-70	GASKET, flasher lens	1	
5	116-83333-11	SCREW, lens fitting	2	
6	4K0-83320-40	FRONT FLASHER LIGHT ASSY	1	
7	341-83312-70	LENS, flasher	1	
8	*	BULB, flasher (12V-21W)	1	LM
9	341-83313-70	GASKET, flasher lens	1	
10	116-83333-11	SCREW, lens fitting	2	
11	90201-08110	WASHER, Plate	2	
12	92901-08100	WASHER, spring	2	
13	96301-08600	NUT	2	
14	341-83316-01	COLLAR, flasher 1	2	
15	371-82519-00	WIRE, earth lead	2	
16	341-83321-01	DAMPER, flasher 1	2	
17	2J4-83330-40-93	REAR FLASHER LIGHT ASSY 1	2	
18	366-83312-40	LENS, flasher	1	
19	341-83313-70	GASKET, flasher lens	1	
20	341-83333-70	SCREW, lens fitting	2	
21	*	BULB, flasher (12V-21W)	1	LM
22	1T4-83379-K0	BAND, flasher	1	
23	1T4-83389-K0	BAND, rear flasher light	1	
24	97301-06014	BOLT	2	
25	92901-06600	WASHER, Plate	2	

FIG. 40 SPEEDOMETER, TACHOMETER



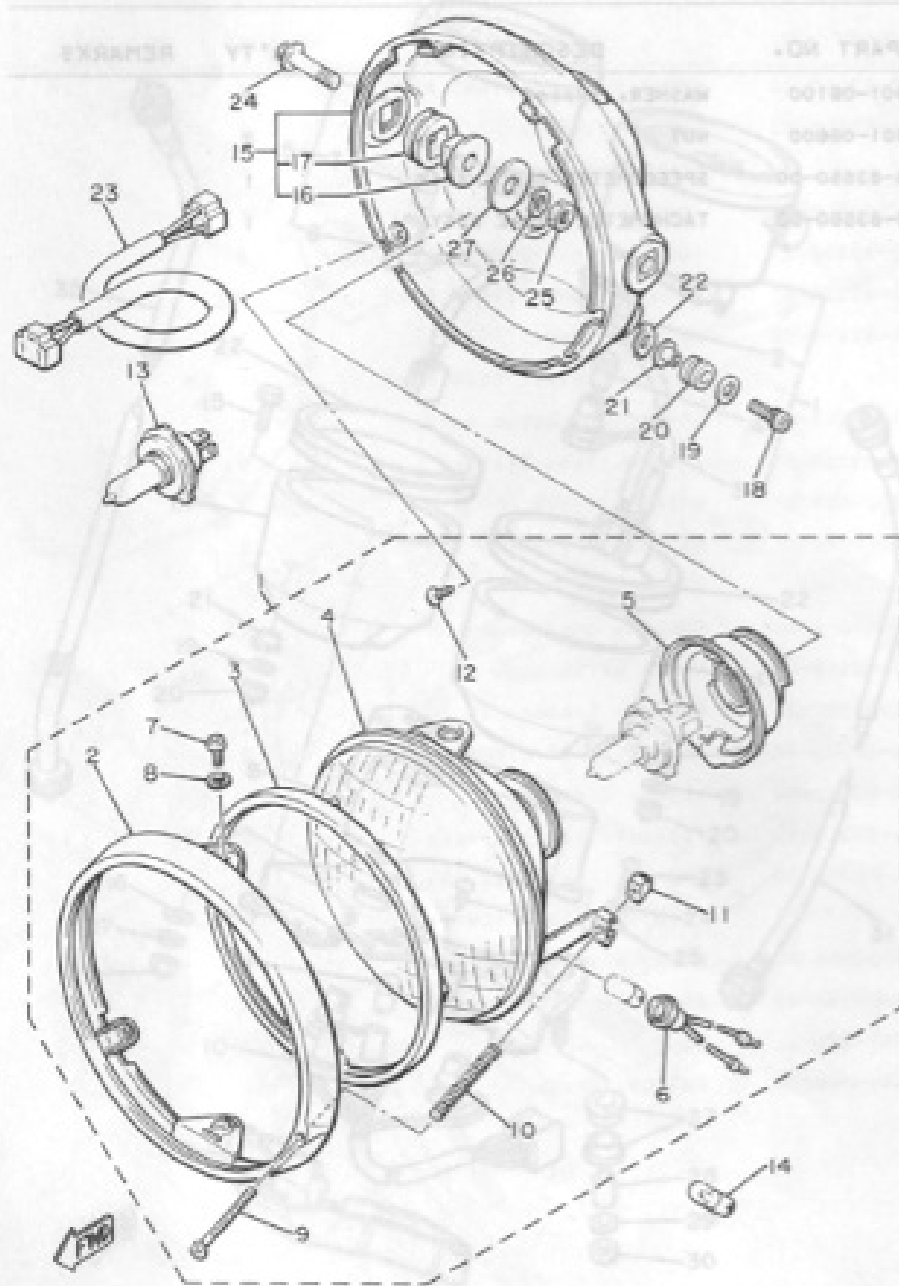
REF. NO.	PART NO.	DESCRIPTION	Q'TY	REMARKS
1	4K0-83570-F0	SPEEDOMETER ASSY	1	
2	2H7-83558-00	SENDER	1	
3	3G1-83536-00	SOCKET, meter	1	
4	123-83516-21	BULB (12V-3.4W)	1	
5	4K0-83540-F0	TACHOMETER ASSY	1	
6	4G7-83520-00	SOCKET ASSY	1	
7	123-83516-21	BULB (12V-3.4W)	1	
8	4K0-83568-00	PILOT BOX, upper	1	
9	4K0-83569-00	PILOT BOX, lower	1	
10	4K0-83509-00	SOCKET CORD ASSY	1	
11	123-83516-21	BULB (12V-3.4W)	5	
12	4K0-83519-00	BRACKET, meter	1	
13	2J2-83507-00	COVER, speedometer	1	
14	2J2-83508-00	COVER, tachometer	1	
15	584-83546-00	BOLT	4	
16	92901-06200	WASHER, plain	4	
17	92901-06100	WASHER, spring	4	
18	95301-08800	NUT, crown	4	
19	90201-05031	WASHER, plate	4	
20	95301-05800	NUT, crown	4	
21	584-83523-00	DAMPER	4	
22	3H3-83513-00	DAMPER	2	
23	98506-04012	SCREW, Pan head	2	
24	92906-04100	WASHER, spring	2	
25	92906-04600	WASHER, plate	2	
26	97701-40612	SCREW, Panhead tapping	2	
27	584-83541-00	DAMPER	4	
28	90387-06249	COLLAR	2	

FIG. 40 SPEEDOMETER, TACHOMETER



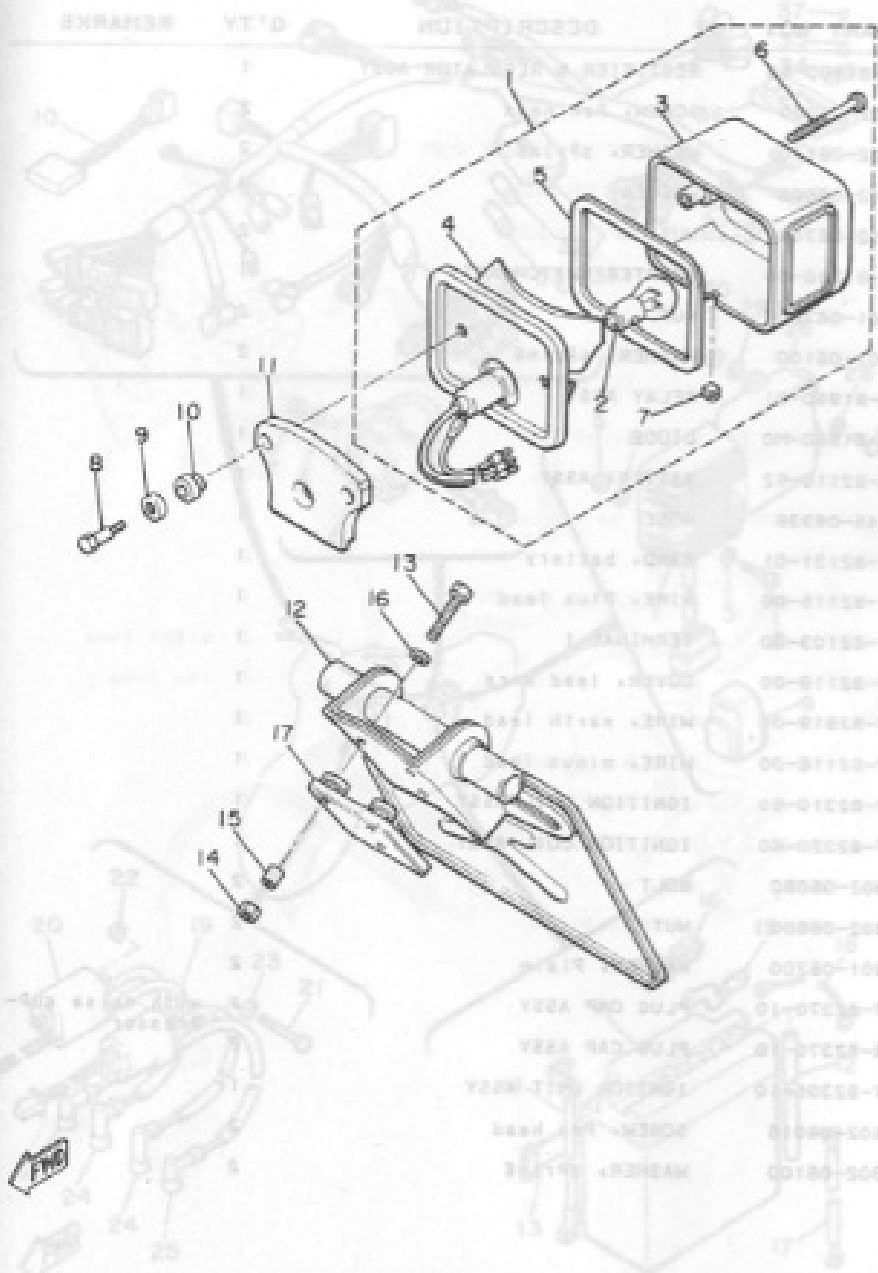
REF. NO.	PART NO.	DESCRIPTION	Q'TY	REMARKS
29	92901-08100	WASHER, spring	2	
30	95301-08600	NUT	2	
31	3R8-83550-00	SPEEDOMETER CABLE ASSY	1	
32	4K0-83560-00	TACHOMETER CABLE ASSY	1	

FIG. 41 HEADLIGHT



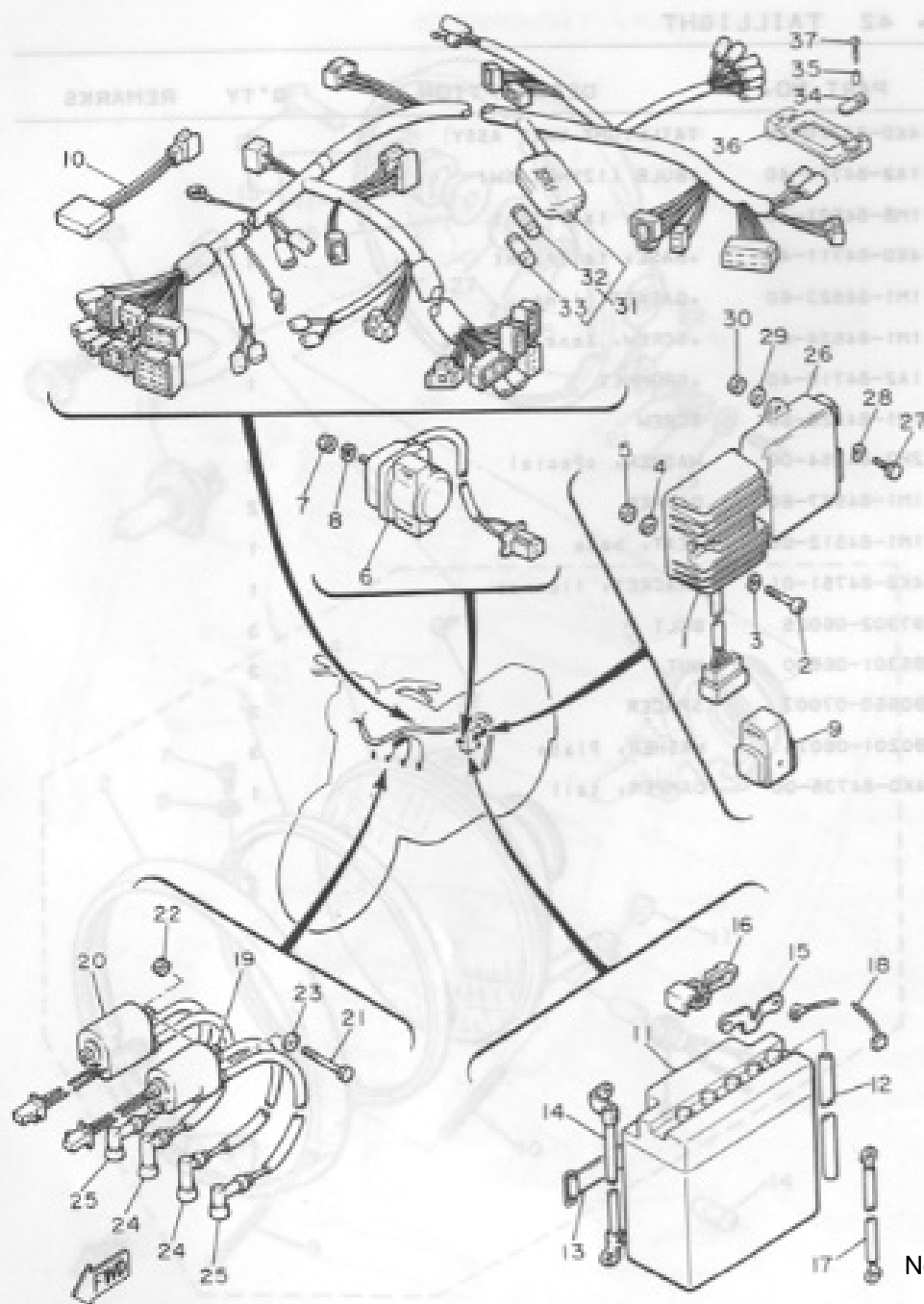
REF. NO.	PART NO.	DESCRIPTION	Q'TY	REMARKS
1	4E2-84303-00	HEADLIGHT UNIT ASSY	1	
2	4E2-84315-00	RIM, headlight	1	
3	4E2-84395-00	RING, retaining	1	
4	4E2-84321-00	LENS, headlight	1	
5	4E2-84397-00	COVER, socket	1	
6	457-84146-85	SOCKET, Pilot light	1	
7	98501-05010	SCREW, Pan head	2	
8	92902-05100	WASHER, sPring	2	
9	447-84331-61	SCREW, rim adjusting	1	
10	447-84332-60	SPRING, screw	1	
11	198-84334-60	NUT, adjusting	1	
12	90152-05005	SCREW, countersunk	2	
13	.	BULB (12V-60/55W)	1	LM
14	.	BULB (12V-4W)	1	LM
15	4E2-84330-00-33	BODY ASSY	1	yamaha black
16	584-84338-60	COLLAR, body fitting	2	
17	584-84345-60	DAMPER, headlight	2	
18	92506-06025	SCREW, Pan head	1	
19	90201-06059	WASHER, Plate	1	
20	90480-14102	GROMMET	1	
21	90387-06388	COLLAR	1	
22	4K0-84327-00	WASHER, sPecial	1	
23	2H7-84359-00	CORD, headlight	1	
24	90105-08172	BOLT, washer based	2	
25	95301-08500	NUT	2	
26	92901-08100	WASHER, sPring	2	
27	90209-08098	WASHER	2	

FIG. 42 TAILLIGHT



REF. NO.	PART NO.	DESCRIPTION	Q'TY	REMARKS
1	4K0-84710-40	TAILLIGHT UNIT ASSY	1	
2	1A2-84714-40	BULB (12V-21/5W)	1	
3	1M8-84521-40	LENS, taillight	1	
4	4K0-84711-40	BASE, taillight	1	
5	1M1-84523-60	GASKET, lens	1	
6	1M1-84524-60	SCREW, lens fitting	2	
7	1A2-84718-40	GROMMET	1	
8	1M1-84526-60	SCREW	2	
9	2H7-84754-00	WASHER, special	2	
10	1M1-84527-60	DAMPER	2	
11	1M1-84512-60	SEAT, base	1	
12	4K0-84751-01	BRACKET, licence	1	
13	97302-06025	BOLT	3	
14	95301-06600	NUT	3	
15	90560-07007	SPACER	3	
16	90201-06074	WASHER, plate	3	
17	4K0-84736-00	DAMPER, tail	1	

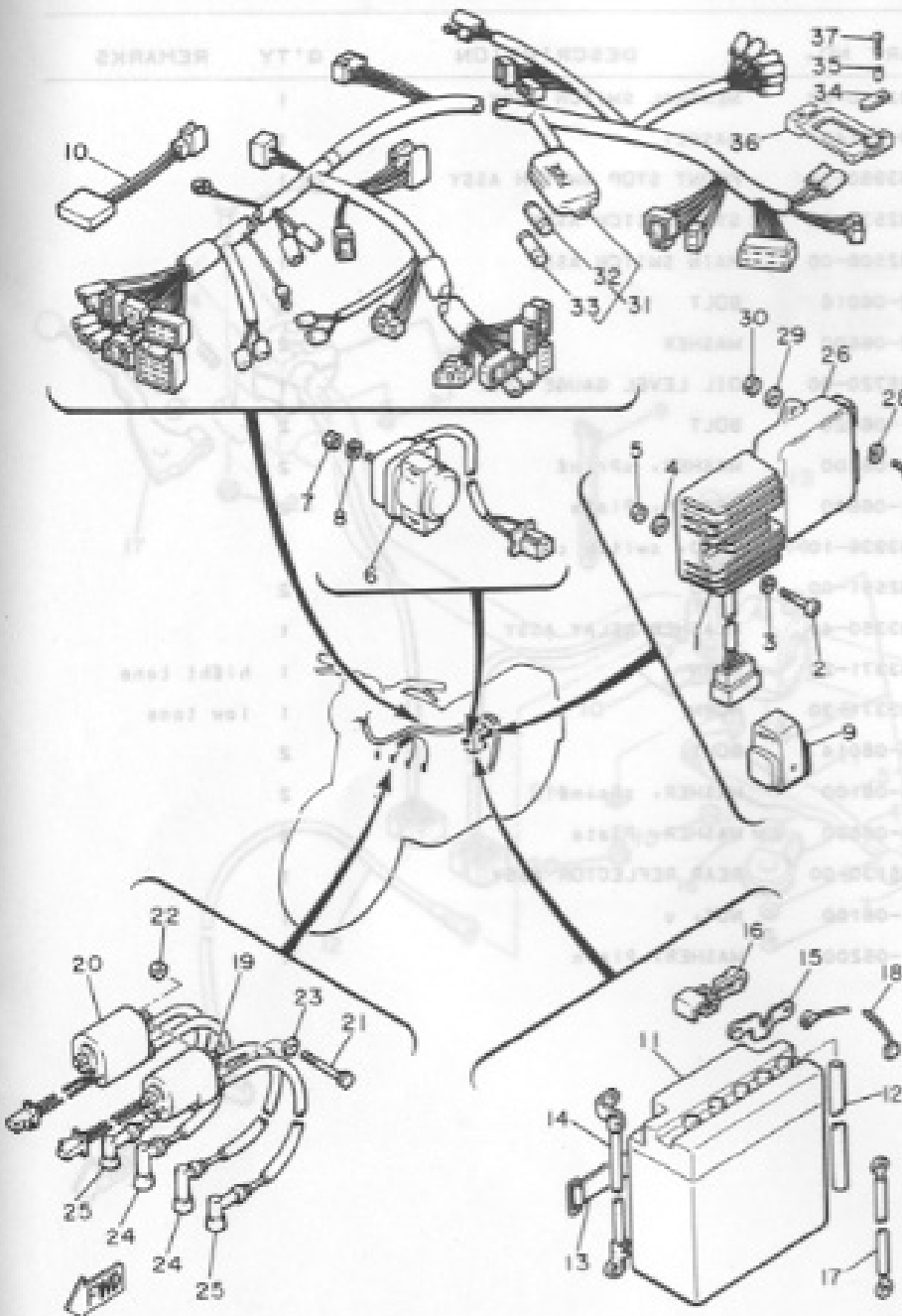
FIG. 43 ELECTRICAL 1



REF. NO.	PART NO.	DESCRIPTION	Q'TY	REMARKS
1	4H7-81960-60	RECTIFIER & REGULATOR ASSY	1	
2	92502-06030	SCREW, Pan head	2	
3	92902-06100	WASHER, sPrinE	2	
4	92902-06600	WASHER	2	
5	95302-06700	NUT	2	
6	3H5-81940-00	STARTER SWITCH ASSY	1	
7	95301-06700	NUT	2	
8	92901-06100	WASHER, sPrinE	2	
9	3H5-81950-00-00	Headlight Relay	1	
10	4L6-81980-M0	DIODE	1	
11	366-82110-62	BATTERY ASSY	1	
12	90445-08336	HOSE	1	
13	137-82131-01	BAND, battery	1	LT
14	4H7-82115-00	WIRE, Plus lead	1	LT
15	4H7-82103-00	TERMINAL 1	1	Yamaha stock
16	4H7-82119-00	COVER, lead wire	1	
17	4H7-82819-00	WIRE, earth lead	1	
18	4H7-82116-00	WIRE, minus lead	1	
19	4H7-82310-60	IGNITION COIL ASSY	1	
20	4H7-82320-60	IGNITION COIL ASSY	1	
21	97302-06080	BOLT	2	
22	95302-06600	NUT	2	
23	92901-06200	WASHER, Plain	2	
24	1J7-82370-10	PLUG CAP ASSY	2	with noise sup- Presser
25	2H8-82370-10	PLUG CAP ASSY	2	
26	4H7-82305-10	IGNITOR UNIT ASSY	1	
27	92502-06016	SCREW, Pan head	2	
28	92902-06100	WASHER, sPrinE	2	

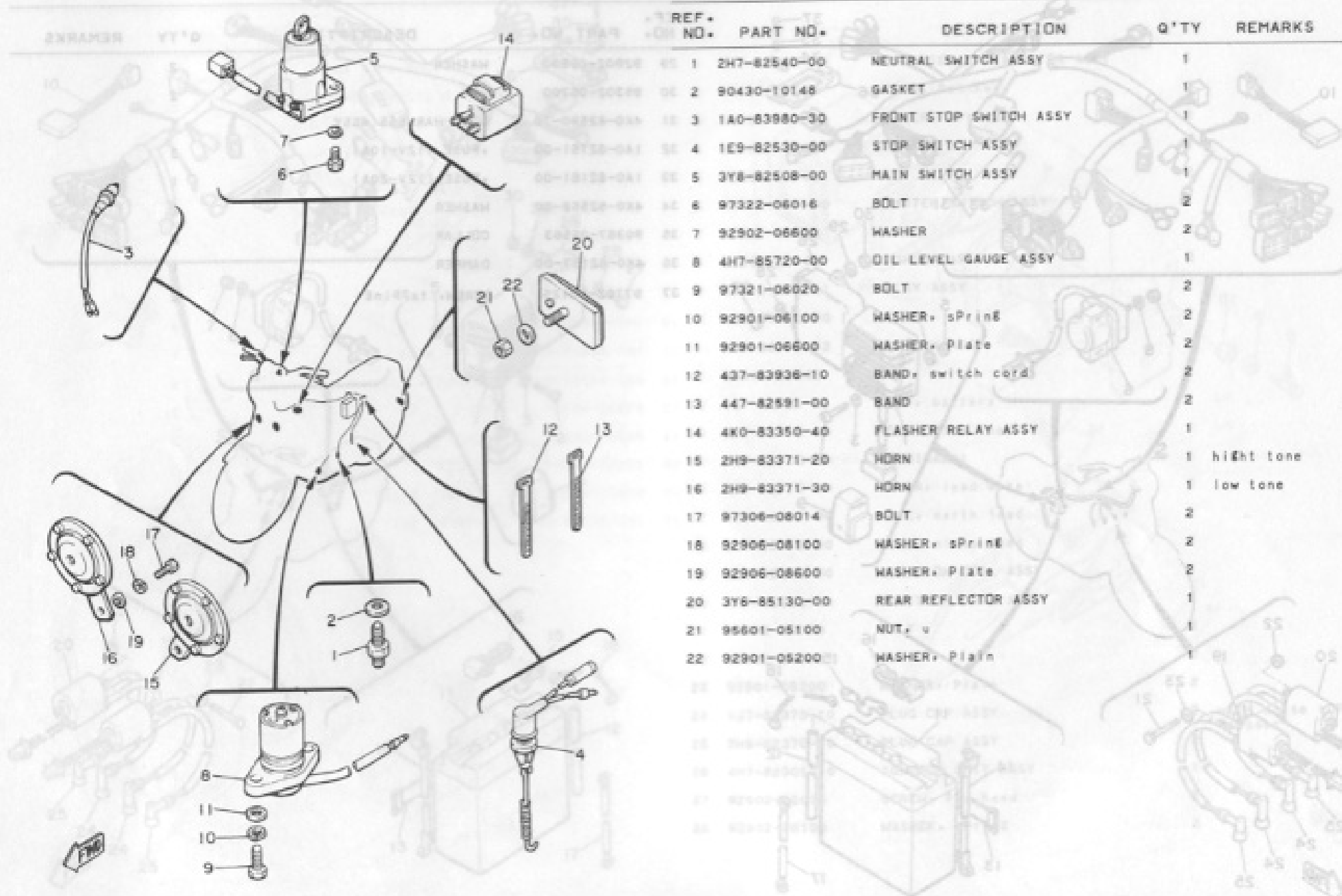
Not Shown: 12R-81950-00-00 Ignition cut-off relay
(replaces 4H7-81950-01-00)

FIG. 43 ELECTRICAL 1H-LEVER



REF. NO.	PART NO.	DESCRIPTION	Q'TY	REMARKS
29	92902-06600	WASHER	2	
30	95302-06700	NUT	2	
31	4K0-82590-70	WIRE HARNESS ASSY	1	
32	1A0-82151-00	FUSE (12V-10A)	3	
33	1A0-82161-00	FUSE (12V-20A)	1	
34	4K0-82558-00	WASHER	2	
35	90387-05563	COLLAR	2	
36	4K0-82157-00	DAMPER	1	
37	97702-50125	SCREW, tapping	2	
10	4K0-82157-00	DAMPER	1	
11	4K0-82157-00	DAMPER	1	
12	2H7-33412-00	SWITCH	1	
13	2H7-33412-00	SWITCH	1	
14	2H7-33412-00	SWITCH	1	
15	2H7-33412-00	SWITCH	1	
16	2H7-33412-00	SWITCH	1	
17	2H7-33412-00	SWITCH	1	
18	2H7-33412-00	SWITCH	1	
19	2H7-33412-00	SWITCH	1	
20	2H7-33412-00	SWITCH	1	
21	2H7-33412-00	SWITCH	1	
22	2H7-33412-00	SWITCH	1	
23	2H7-33412-00	SWITCH	1	
24	2H7-33412-00	SWITCH	1	
25	2H7-33412-00	SWITCH	1	
26	2H7-33412-00	SWITCH	1	
27	2H7-33412-00	SWITCH	1	
28	2H7-33412-00	SWITCH	1	
29	2H7-33412-00	SWITCH	1	
30	2H7-33412-00	SWITCH	1	
31	2H7-33412-00	SWITCH	1	
32	2H7-33412-00	SWITCH	1	
33	2H7-33412-00	SWITCH	1	
34	2H7-33412-00	SWITCH	1	
35	2H7-33412-00	SWITCH	1	
36	2H7-33412-00	SWITCH	1	
37	2H7-33412-00	SWITCH	1	

FIG. 44 ELECTRICAL 2



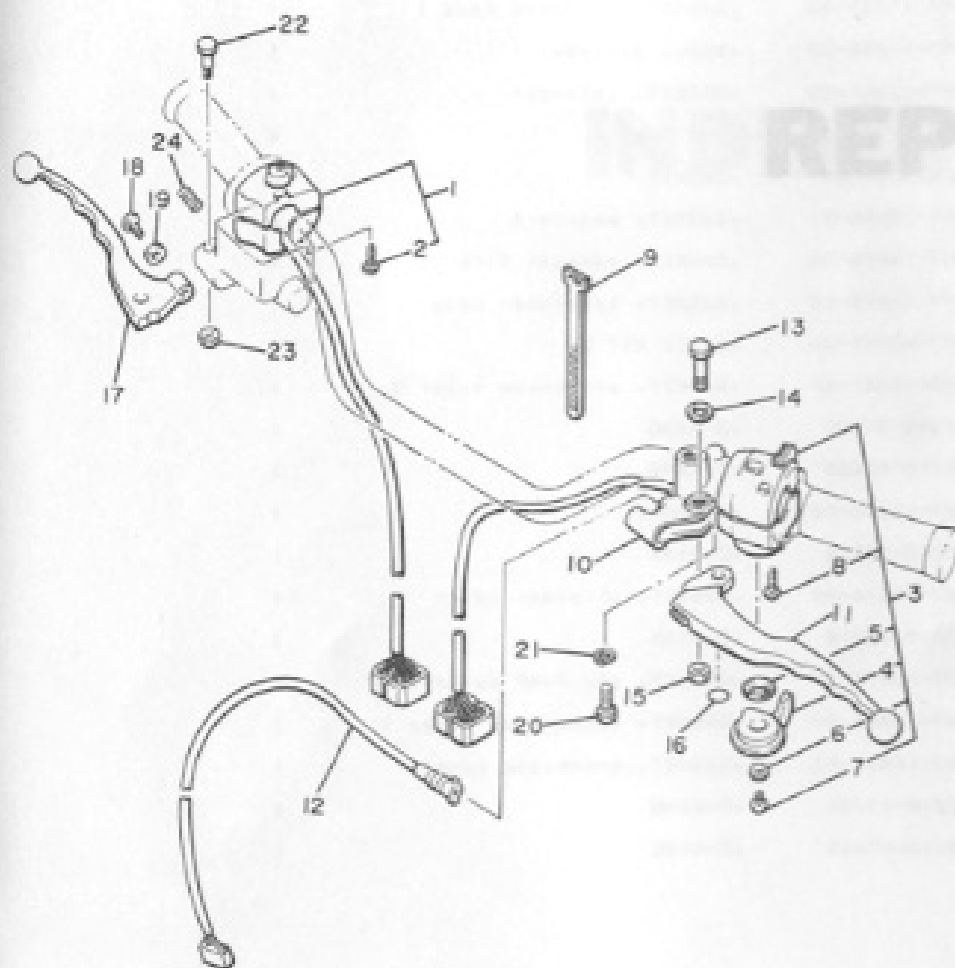


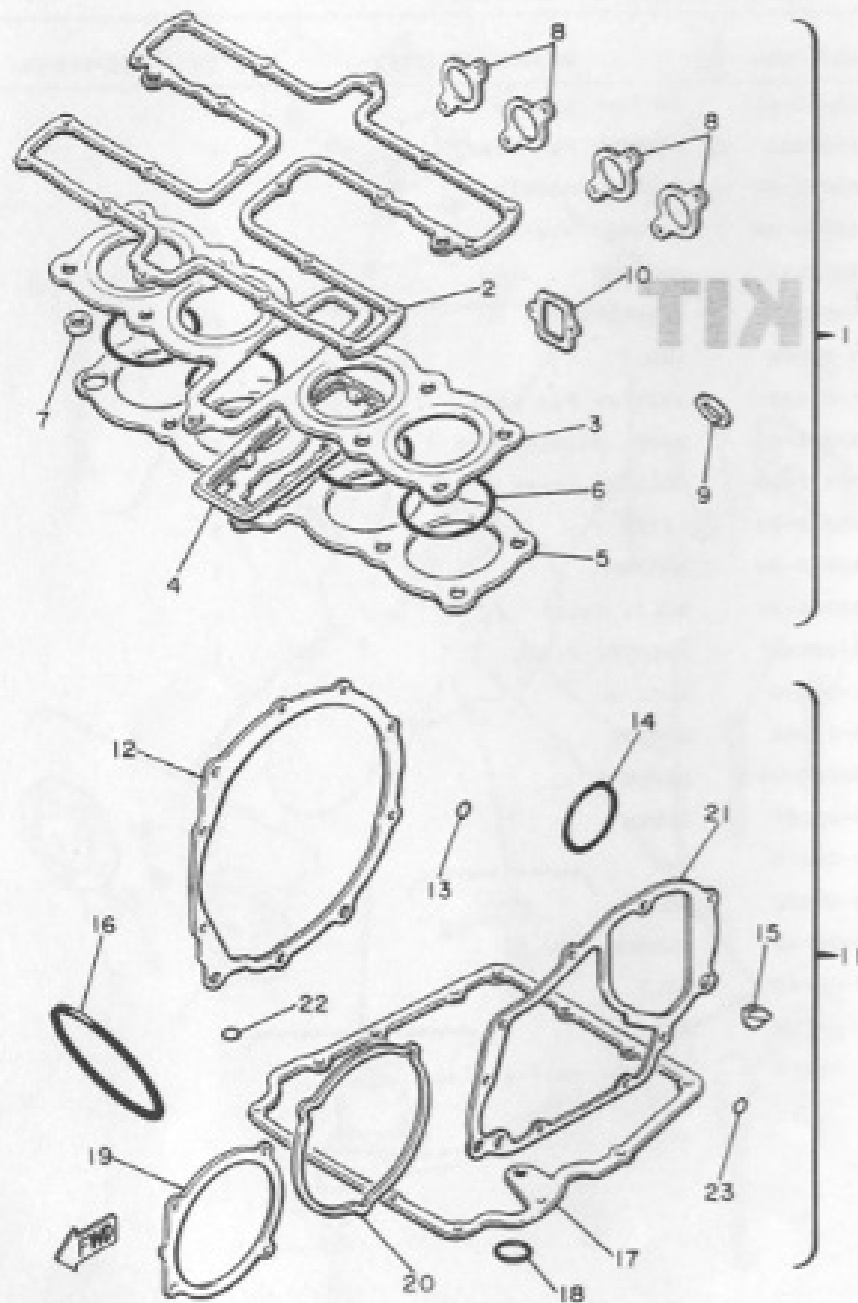
FIG. 45 HANDLE SWITCH+LEVER

REF. NO.	PART NO.	DESCRIPTION	Q'TY	REMARKS
1	1U3-83963-40	SWITCH, handle 3	1	
2	98501-05040	•SCREW, Pan head	1	
3	4K0-83972-00	SWITCH, handle 4	1	
4	4H7-83941-00	•LEVER, starter	1	
5	90209-10131	•WASHER	1	
6	92901-06200	•WASHER, Plain	1	
7	97323-06008	•BOLT	1	
8	98501-05030	•SCREW, Pan head	2	
9	437-83936-00	BAND, switch cord	2	
10	4K0-82911-00	HOLDER, lever 1	1	
11	2H7-83912-00	LEVER 1	1	
12	3Y6-82917-00	SWITCH	1	
13	2H7-83945-00	BOLT, lever	1	
14	90201-08083	WASHER, Plate	1	
15	95601-06100	NUT, u	1	
16	93210-11368	O-RING	1	
17	2J2-83922-00	LEVER 2	1	
18	90149-06131	SCREW	1	
19	90170-06010	NUT	1	
20	97306-06022	BOLT	1	
21	92906-06100	WASHER, sPring	1	
22	90109-06465	BOLT	1	
23	95601-06100	NUT, u	1	
24	90501-10510	SPRING, compression	1	



FIG. 46 REPAIR KIT

REF. NO.	PART NO.	DESCRIPTION	Q'TY	REMARKS
1	4H7-W0001-00	GASKET KIT 1	1	
2	4H7-11183-00	.GASKET, head cover 1	1	
3	4H7-11181-02	.GASKET, cylinder head 1	1	
4	4H7-11355-00	.SEAL, cylinder 1	1	
5	4H7-11351-00	.GASKET, cylinder	1	
6	93210-69434	.O-RING	4	
7	90430-14131	.GASKET	2	
8	4H7-13556-01	.GASKET, manifold	4	
9	4H7-14613-00	.GASKET, exhaust Pipe	4	
10	4H7-12213-00	.GASKET, tensioner case	1	
11	4H7-W0002-00	GASKET KIT 2	1	
12	4H7-15461-01	.GASKET, crankcase cover 2	1	
13	93210-07435	.O-RING	1	
14	93210-62439	.O-RING	1	
15	4H7-15365-00	.GROMMET	1	
16	93210-88324	.O-RING	1	
17	4H7-13414-00	.GASKET, strainer cover	1	
18	93210-18319	.O-RING	1	
19	4H7-15456-00	.GASKET, oil Pump cover 1	1	
20	4H7-15455-00	.GASKET, carburetor cover 1	1	
21	4H7-15451-00	.GASKET, crankcase cover	1	
22	93210-11124	.O-RING	1	
23	93210-07438	.O-RING	1	



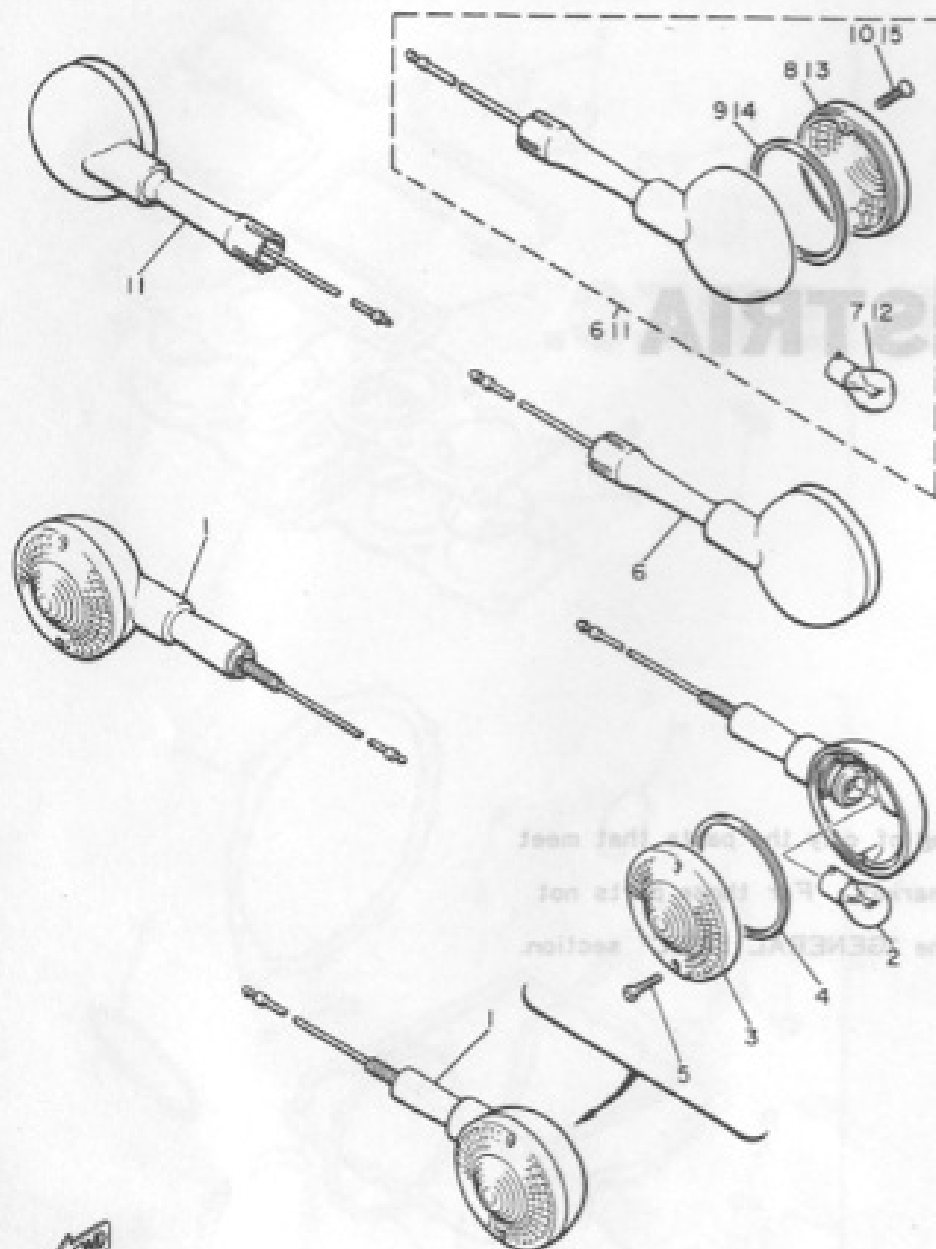
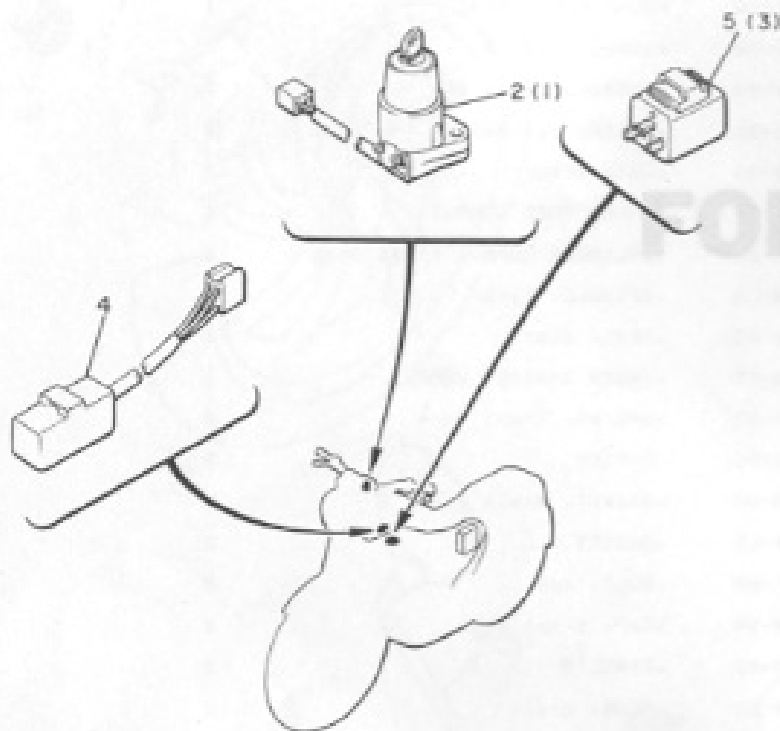


FIG. 47 FLASHER LIGHT

REF. NO.	PART NO.	DESCRIPTION	Q'TY	REMARKS
1	4K0-83310-50	FRONT FLASHER LIGHT ASSY 1	2	
2	*	•BULB, flasher (12V 21W)	1	LM
3	1A0-83312-K0	•LENS, flasher	1	
4	341-83313-70	•GASKET, flasher lens	1	
5	116-83333-11	•SCREW, lens fitting	2	
6	4K0-83330-50	REAR FLASHER LIGHT ASSY 1	1	
7	*	•BULB, flasher (12V 21W)	1	LM
8	4K0-83312-70	•LENS, flasher	1	
9	341-83313-70	•GASKET, flasher lens	1	
10	116-83333-11	•SCREW, lens fitting	2	
11	4K0-83340-50	REAR FLASHER LIGHT ASSY	1	
12	*	•BULB, flasher (12V 21W)	1	LM
13	4K0-83312-70	•LENS, flasher	1	
14	341-83313-70	•GASKET, flasher lens	1	
15	116-83333-11	•SCREW, lens fitting	2	

FIG. 48 ELECTRICAL

REF. NO.	PART NO.	DESCRIPTION	Q'TY	REMARKS
1	3Y8-82508-00	MAIN SWITCH ASSY	*	
2	3Y8-82508-80	MAIN SWITCH ASSY	1	
3	4K0-83350-40	FLASHER RELAY ASSY	*	
4	1A0-83395-03	FLASHER CANCELLING UNIT	1	
5	4K0-83350-20	FLASHER RELAY ASSY	1	



The following pages provide a listing of only the parts that meet the specifications peculiar to your market. For those parts not appearing in these pages, refer to the "GENERAL SPEC" section.

* For Convenience of reference:

Disregard the items asterisked (*) in the "QTY" column. These are intended for GENERAL SPEC, and NOT for INDIVIDUAL SPEC.

FIG. 49 FRONT FORK

REF. NO.	PART NO.	DESCRIPTION	Q'TY	REMARKS
1	4K0-23101-10	FRONT FORK ASSY	1	
2	4K0-23136-00	•TUBE, outer 2	1	
3	4K0-23126-00	•TUBE, outer 1	1	
4	4A1-23156-00	••CLIP, oil seal	2	
5	3J2-23145-00	••OIL SEAL	2	
6	4K0-23110-00	•INNER TUBE COMP.1	2	
7	4K0-23170-00	•CYLINDER COMP., front fork	2	
8	1W1-23173-L0	•SPINDLE, taper	2	
9	3J2-23144-00	•SEAL, dust	2	
10	4K0-23340-10	•UNDER BRACKET COMP.	1	
11	4K0-23141-00	•SPRING, front fork	2	
12	3J2-23114-00	•D-RING	2	
13	122-23129-00	•GASKET, drain Plug	2	
14	509-23158-L0	•GASKET	2	
15	3Y1-23111-00	•BOLT, cap	2	
16	3Y1-23168-00	•CAP, front fork	2	
17	3J2-23183-00	•CIRCLIP	2	
18	122-23119-01	•PLUG, drain	2	
19	90119-08012	•BOLT, with washer	4	
20	278-23181-50	•BOLT, hexagon socket head	2	
21	4G0-23356-00	•BOLT 2	2	
22	95311-08600	•NUT	2	
23	92901-08100	•WASHER, spring	2	
24	90201-08544	•WASHER, Plate	4	

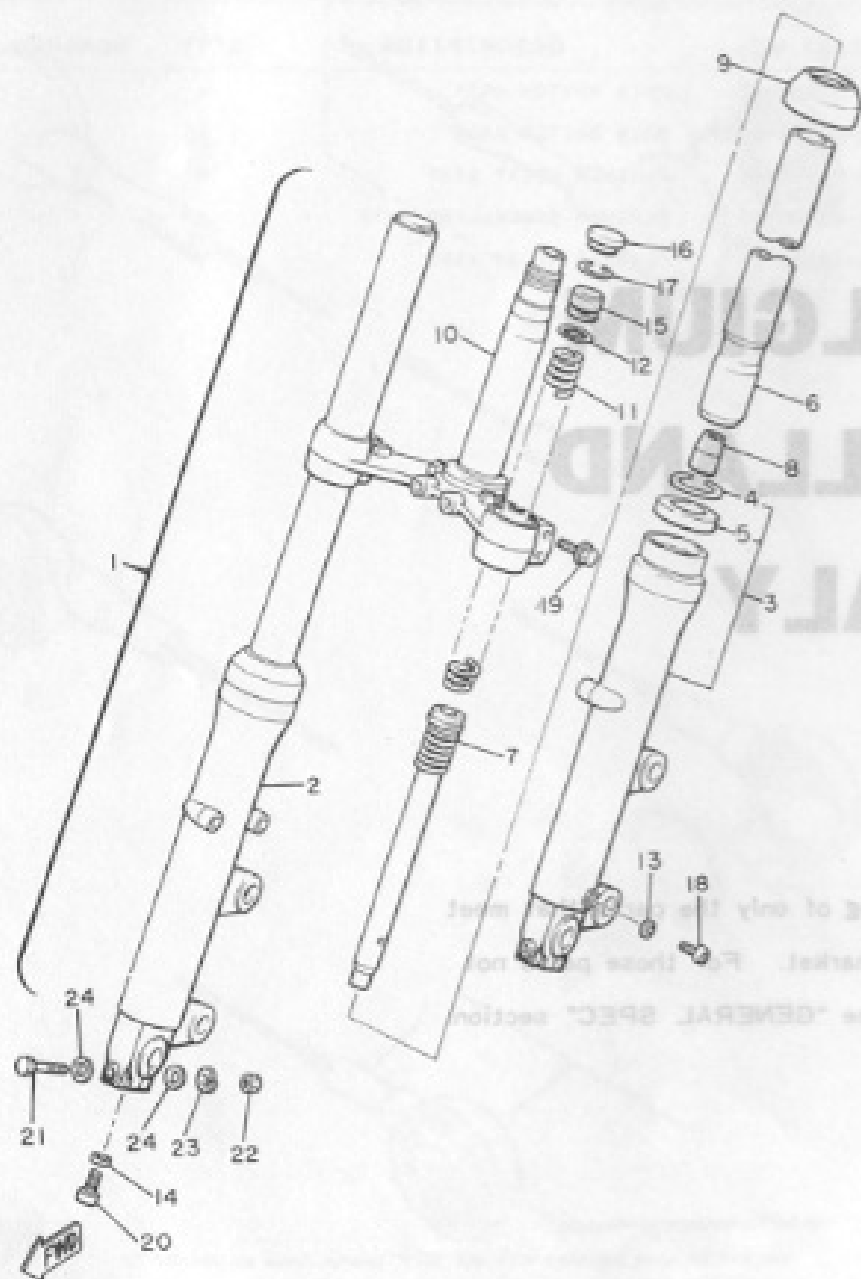
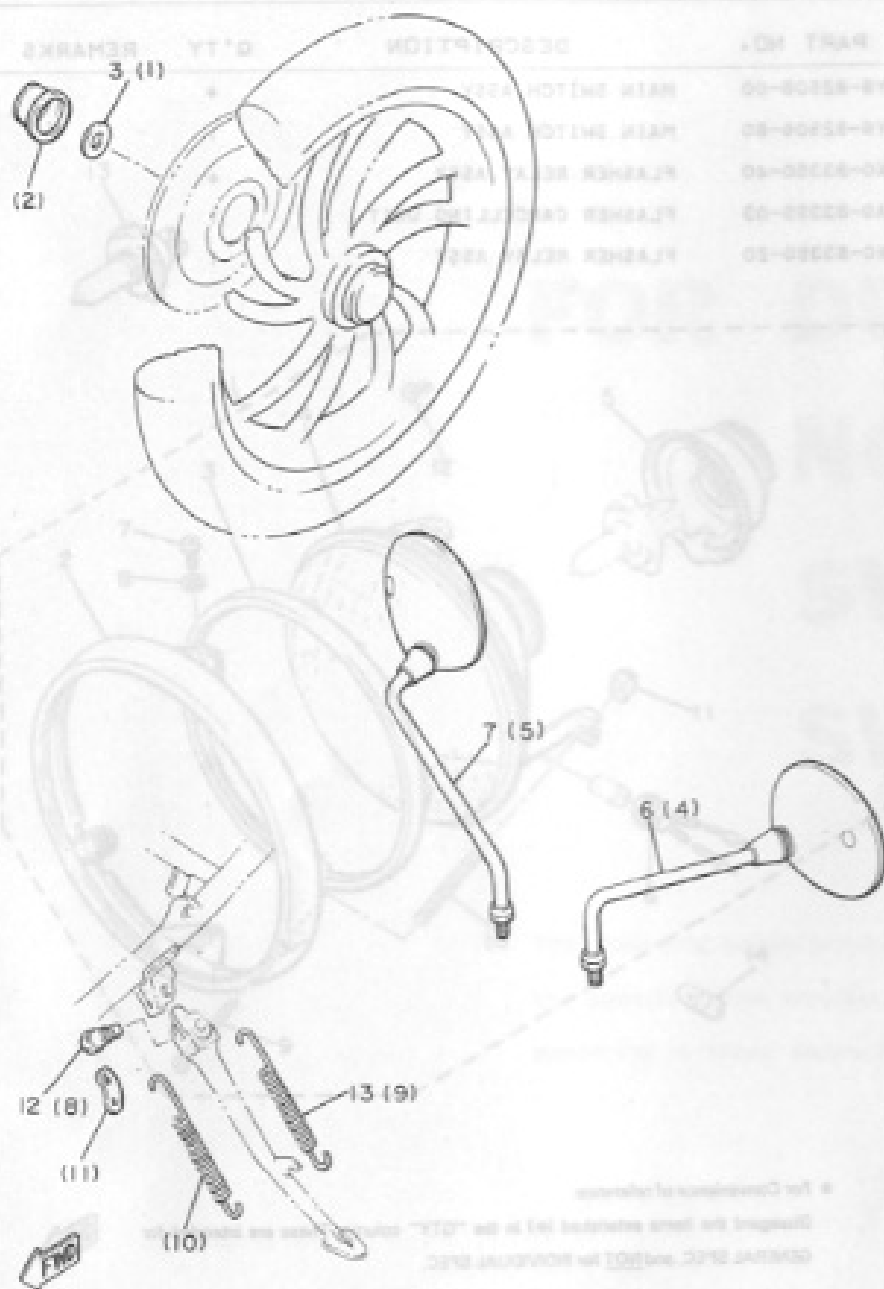


FIG. 50 CHASSIS



REF. NO.	PART NO.	DESCRIPTION	Q'TY	REMARKS
1	90209-14136	WASHER	*	
2	521-25188-00	CAP	*	
3	92901-14200	WASHER, Plain	1	
4	4K0-26290-12	MIRROR ASSY	*	
5	4K0-26290-02	MIRROR ASSY	*	
6	1J7-26290-20	MIRROR ASSY	1	
7	1J7-26290-70	MIRROR ASSY	1	
8	90109-10500	BOLT	*	
9	90506-18224	SPRING, tension	*	
10	90506-26225	SPRING, tension	*	
11	3Y1-27315-00	LINK, side stand	*	
12	90109-10473	BOLT	1	
13	90507-29009	SPRING, tension	1	

* For Convenience of reference:

Disregard the items asterisked (*) in the "Q'TY" column. These are intended for GENERAL SPEC, and NOT for INDIVIDUAL SPEC.

FIG. 51 ELECTRICAL

REMARKS	Q'TY	DESCRIPTION	PART NO.	REF. NO.	PART NO.	DESCRIPTION	Q'TY	REMARKS
	1	WASHER	3Y8-82508-00	1	3Y8-82508-00	MAIN SWITCH ASSY	*	
	2	CAP	3Y8-82508-80	2	3Y8-82508-80	MAIN SWITCH ASSY	1	
	3	WASHER	4K0-83350-40	3	4K0-83350-40	FLASHER RELAY ASSY	*	
	4	FLASHER CANCELLING UNIT	1A0-83395-03	4	1A0-83395-03	FLASHER CANCELLING UNIT	1	
	5	FLASHER RELAY ASSY	4K0-83350-20	5	4K0-83350-20	FLASHER RELAY ASSY	1	
	6	INNER TUBE COMP.	4K0-22110-00	6	4K0-22110-00	INNER TUBE COMP.	1	
	7	OUTER TUBE COMP.	4K0-22110-00	7	4K0-22110-00	OUTER TUBE COMP.	1	
	8	SPINDLE, 1/4" Dia.	1K1-22110-00	8	1K1-22110-00	SPINDLE, 1/4" Dia.	1	
	9	SEAL, GASKET	3J2-22110-00	9	3J2-22110-00	SEAL, GASKET	1	
	10	LOWER BRACKET COMP.	4K0-22110-00	10	4K0-22110-00	LOWER BRACKET COMP.	1	
	11	SPRING, Front Fork	4K0-22110-00	11	4K0-22110-00	SPRING, Front Fork	2	
	12	O-RING	3J2-22110-00	12	3J2-22110-00	O-RING	2	
	13	BASKET, Drain Tube	1K1-22110-00	13	1K1-22110-00	BASKET, Drain Tube	2	
	14	GASKET	3J2-22110-00	14	3J2-22110-00	GASKET	2	
	15	BOLT, cap	2Y1-22110-00	15	2Y1-22110-00	BOLT, cap	2	
	16	CAP, Drain Fork	2Y1-22110-00	16	2Y1-22110-00	CAP, Drain Fork	2	
	17	CIRCLIP	3J2-22110-00	17	3J2-22110-00	CIRCLIP	2	
	18	PLUG, Drain	1K1-22110-00	18	1K1-22110-00	PLUG, Drain	2	
	19	BOLT, with washer	2Y1-22110-00	19	2Y1-22110-00	BOLT, with washer	2	
	20	BOLT, hex head (lock head)	2Y1-22110-00	20	2Y1-22110-00	BOLT, hex head (lock head)	2	
	21	BOLT	4K0-22110-00	21	4K0-22110-00	BOLT	2	
	22	BOLT	3J2-22110-00	22	3J2-22110-00	BOLT	2	
	23	WASHER, 1/4" Dia.	1K1-22110-00	23	1K1-22110-00	WASHER, 1/4" Dia.	2	
	24	WASHER, Flare	3J2-22110-00	24	3J2-22110-00	WASHER, Flare	2	

* For Convenience of reference:

Disregard the items asterisked (*) in the "QTY" column. These are intended for GENERAL SPEC. and NOT for INDIVIDUAL SPEC.

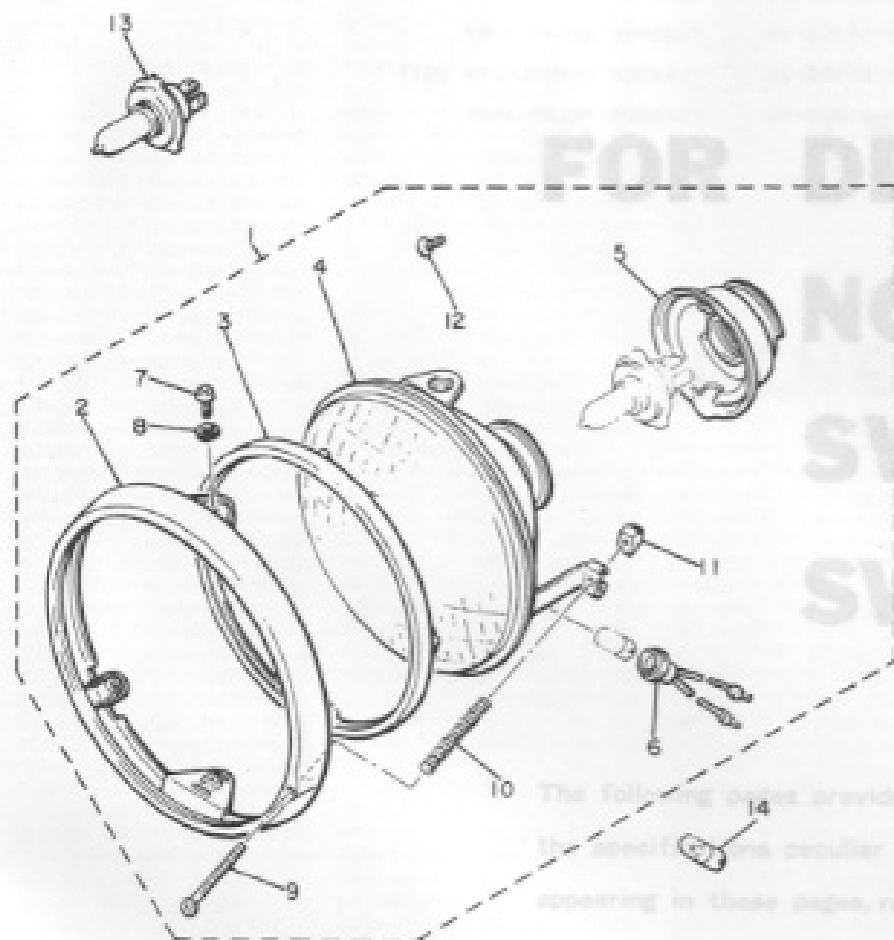


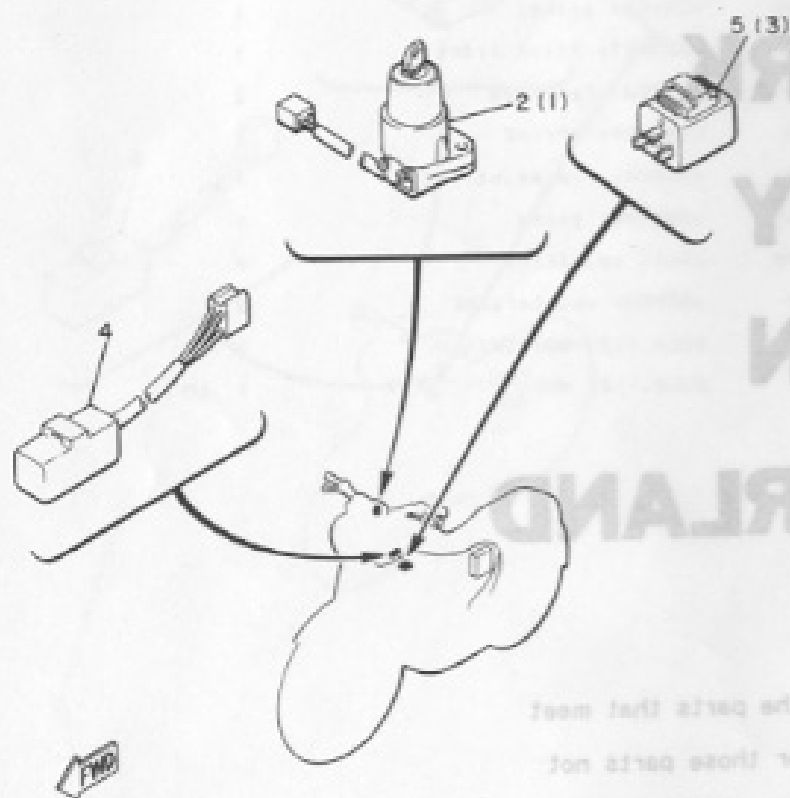
FIG. 52 HEADLIGHT

REF. NO.	PART NO.	DESCRIPTION	Q'TY	REMARKS
1	4E2-84303-F0	HEADLIGHT UNIT ASSY	1	
2	4E2-84315-00	-RIM, headlight	1	
3	4E2-84396-00	-RING, retaining	1	
4	4E2-84321-00	-LENS, headlight	1	
5	4E2-84397-00	-COVER, socket	1	
6	457-84146-85	-SOCKET, Pilot light	1	
7	98501-05010	-SCREW, Pan head	2	
8	92902-05100	-WASHER, spring	2	
9	447-84331-61	-SCREW, rim adjusting	1	
10	447-84332-60	-SPRING, screw	1	
11	198-84334-80	-NUT, adjusting	1	
12	90152-05005	-SCREW, countersunk	2	
13	.	BULB (12V-60/55W)	1	LM
14	.	BULB (12V 4W)	1	LM

The following parts provide a listing of only the parts that meet the specifications peculiar to your market. For those parts not appearing in these pages, refer to the "GENERAL SPEC" section.

FIG. 53 ELECTRICAL

REF. NO.	PART NO.	DESCRIPTION	Q'TY	REMARKS
1	3Y8-82508-00	MAIN SWITCH ASSY	*	
2	3Y6-82508-80	MAIN SWITCH ASSY	1	
3	4K0-83350-40	FLASHER RELAY ASSY	*	
4	1A0-83395-03	FLASHER CANCELLING UNIT	1	
5	4K0-83350-20	FLASHER RELAY ASSY	1	



The following pages provide a listing of only the parts that meet the specifications peculiar to your market. For those parts not appearing in these pages, refer to the "GENERAL SPEC" section.

For Convenience of reference:

Disregard the items asterisked (*) in the "Q'TY" column. These are intended for GENERAL SPEC, and NOT for INDIVIDUAL SPEC.

NUMERICAL INDEX

PART NO.	REF. NO.	PART NO.	REF. NO.	PART NO.	REF. NO.
4H7-W0001-00	48- 1	4H7-11610-20	3- 7	4K0-12171-00	4- 1
4H7-W0002-00	48-11	4H7-11610-30	3- 7	4H7-12176-01	4- 3
4K0-W0041-00	37- 2	4H7-11610-40	3- 7	4K0-12181-00	4- 2
4K0-W0045-00	34-11	4H7-11631-00	3- 5	4K0-12212-00	4- 8
4K0-W0045-10	34-19	4H7-11633-00	3- 4	4H7-12213-00	4-22
1J3-W0047-00	34- 5	4H7-11635-00	3- 5		46-10
	34-13	4H7-11638-00	3- 5	4H7-12217-01	4- 9
1J3-W0048-00	34- 9	4H7-11637-00	3- 5	4H7-12241-00	4- 7
	34-17	4H7-11638-00	3- 5	4H7-12251-00	4-15
4H7-W1751-00	20- 1	4H7-11654-00	3- 9	4H7-12252-00	4-16
4H7-W1752-00	20-12	4H7-11656-01	3-11	4H7-13300-00	6- 1
2H9-W1812-00	23-17	4H7-11656-11	3-11	4H7-13327-00	6- 5
4H7-W2171-01	26-28	4H7-11658-21	3-11	4H7-13328-00	6- 6
4K0-W2472-00	32- 1	4H7-11658-31	3-11	4H7-13337-00	7-13
4H7-Y1165-00	3- 8	4H7-12111-00	5- 1	4H7-13354-00	6-10
4K0-11110-00	1- 1	4H7-12113-00	5- 5	4H7-13355-00	6- 2
4H7-11133-10	1- 3	4H7-12114-00	5- 4	4H7-13414-00	7-15
1J7-11138-00	1-19	4H7-12116-00	5- 3		46-17
4H7-11181-00	1- 9	2F3-12117-00	5- 6	4H7-13417-01	7-12
434-11161-00	1- 8	1J7-12118-00	5- 7	1L9-13441-10	7- 2
4H7-11166-01	13-13	1J7-12119-01	5- 8	4K0-13447-00	7- 1
371-11167-01	13-12	4H7-12121-00	5- 2	4H7-13454-00	12-34
4H7-11181-02	1-15	4H7-12153-01	5-10	4K0-13461-00	8- 1
	46- 3	1J7-12169-A1	5- 9	4K0-13464-00	8- 9
4K0-11191-00	1-17	1J7-12169-E1	5- 9	4K0-13465-00	8-10
4H7-11193-00	1-18	1J7-12169-F1	5- 9	4K0-13470-00	8-15
	46- 2	1J7-12169-G1	5- 9	2H9-13493-00	8- 2
214-11198-01	7-17	1J7-12169-H1	5- 9	4H7-13558-01	9- 3
	28-29	1J7-12169-J1	5- 9		46- 8
4K0-11310-00	2- 1	1J7-12169-K1	5- 9	1J7-13569-00	9- 4
4H7-11351-00	2- 5	1J7-12169-L1	5- 9	4H7-13586-00	9- 1
	46- 5	1J7-12169-M1	5- 9	4H7-13596-00	9- 2
4H7-11355-00	1-16	1J7-12169-N1	5- 9	3J3-14122-00	10- 7
	46- 4	1J7-12169-R1	5- 9	4H7-14133-00	10-11
4H7-11363-00	12- 8	1J7-12169-T1	5- 9	4H7-14135-00	10-50
	12-10	1J7-12169-U1	5- 9	4H7-14139-00	10-36
4H7-11364-00	12- 7	1J7-12169-V1	5- 9	4H7-14159-00	10-35
	12-11	1J7-12169-W1	5- 9	4H7-14171-00	10-44
4H7-11411-10	3- 1	1J7-12169-01	5- 9	4H7-14173-00	10-46
4H7-11416-01	3- 3	1J7-12169-11	5- 9	4H7-14174-00	10-45
4H7-11416-11	3- 3	1J7-12169-21	5- 9	4H7-14186-00	10-31
4H7-11416-21	3- 3	1J7-12169-31	5- 9	4H7-14188-00	10- 3
4H7-11416-31	3- 3	1J7-12169-41	5- 9	4H7-14189-00	10- 4
4H7-11416-41	3- 3	1J7-12169-51	5- 9	4H7-14191-00	10-33
4H7-11456-00	17-22	1J7-12169-61	5- 9	4H7-14325-00	10-70
4H7-11474-00	17-23	1J7-12169-71	5- 9	4H7-14401-00	9- 9
4H7-11610-00	3- 7	1J7-12169-81	5- 9	4H7-14412-00	9-16
4H7-11610-10	3- 7	1J7-12169-91	5- 9	4H7-14419-00	9-19

NUMERICAL INDEX

PART NO.	REF. NO.	PART NO.	REF. NO.	PART NO.	REF. NO.
4H7-14437-00	9-14	4H7-14975-00	10-47	4H7-15519-00	17-13
4H7-14451-00	9-15	4H7-14976-00	10-49	4H7-15521-00	17- 2
4H7-14453-00	9-13	4H7-14978-00	10- 8	4H7-15522-00	17-17
4H7-14484-00	9-10	4H7-14981-00	10-21	4H7-15524-00	17-11
4H7-14527-00	10-69	4H7-14982-00	10-22	2H7-15531-00	17- 3
4H7-14589-00	10-52	4H7-14984-00	10-32		22- 8
4K0-14611-00	11- 1	4H7-14988-00	10-28	4H7-15580-00	17- 6
4H7-14612-00	11-18	4H7-14988-00	10- 2	341-15583-04	17- 8
4H7-14613-00	11-17	4H7-14990-00	10-25	4H7-16150-10	18- 2
	46- 9	4H7-14991-00	10-48	2K7-16154-00	18-30
4K0-14615-00	11- 5	4H7-14992-00	10- 6	4H7-16154-00	18- 6
4K0-14621-00	11- 2	4H7-14995-00	10-27	4H7-16155-00	17-12
4K0-14631-00	11- 3	4H7-14998-00	10- 9	4H7-16181-00	18-32
4K0-14638-00	11-21	4K0-15100-00	12- 1	4H7-16300-10	18- 1
4K0-14641-00	11- 4	4H7-15138-00	12- 2	3B3-16321-00	18-12
4K0-14710-00	11- 9	4H7-15163-00	12-31	168-16324-00	18-10
1L9-14714-01	11-10	4H7-15164-00	12-36	4H7-16325-00	18-17
	11-14	4K0-15189-00	12-41	4H7-16340-00	18-20
4H7-14714-00	11- 6	4H7-15346-00	13-16	4H7-16351-00	18-13
4K0-14720-00	11-13	4H7-15347-00	13-19	4H7-16356-00	18- 3
4K0-14747-00	11-20	2H7-15361-00	13-32	4H7-16370-00	18- 7
4K0-14791-00	11-25	2H9-15363-00	13-33	4H7-16382-00	18-22
4K0-14900-00	10- 1	4H7-15365-00	12-39	1J7-16383-01	18- 9
4H7-14901-00	10-17		46-15	1J7-16384-00	18- 8
4H7-14902-00	10-18	4H7-15381-00	12-28	1J7-16385-00	18-11
4H7-14903-00	10-19	4H7-15383-00	12-29	4H7-16396-00	18-23
4H7-14904-00	10-20	4K0-15411-00	13- 7	4H7-17121-00	19- 5
4H7-14917-11	10-24	4H7-15412-01	13-35	4H7-17141-00	19- 2
4H7-14919-00	10- 5	4K0-15415-00	13- 4	4H7-17151-00	19- 6
4H7-14921-32	10-37	4K0-15416-00	13- 1	4H7-17211-01	19-20
4H7-14922-00	10-14	4H7-15417-00	13-27	4H7-17221-00	19-13
4H7-14925-10	10-38	4K0-15421-01	13-22	4H7-17231-00	19-16
4H7-14926-00	10-26	4K0-15441-00	12-44	4H7-17241-00	19-19
4H7-14928-11	10-42	4H7-15449-00	13-28	4H7-17251-00	19-23
4H7-14933-00	10-51	4H7-15451-00	13- 8	4H7-17401-00	19- 1
3J3-14934-00	10-13		46-21	4H7-17402-00	19-12
4H7-14934-00	10-12	4H7-15455-00	13- 5	278-17424-00	19-11
4H7-14936-00	10-34		46-20	4H7-17524-00	20- 7
4H7-14940-00	10-23	4H7-15458-00	13- 2	4H7-17526-00	20- 4
4H7-14945-00	10-39		46-19	4H7-17527-00	20- 5
4H7-14948-45	10-40	4H7-15457-00	13-17	3H5-17529-00	20- 8
4H7-14949-39	10-43	4H7-15461-01	13-23	4H7-17531-00-10	20-19
4H7-14952-00	10-53		46-12	4H7-17531-00-15	20-19
4H7-14955-00	10-54	4H7-15467-00	13-20	4H7-17531-00-20	20-19
4H7-14958-00	10-29	4H7-15486-00	13-29	4H7-17531-00-30	20-19
4H8-14958-00	10-30	4H7-15511-00	16- 5	4H7-17531-00-40	20-19
4H7-14961-40	10-41	4H7-15512-00	17- 1	4H7-17531-00-50	20-19
4H7-14973-00	10-10	4H7-15517-00	17-10	1J7-17537-Y0-15	28-11

For Comments/Inquiries:

Designed by Steve Johnson (S) & the "QTY" column. These are intended for GENERAL INFO and NOT for INTERNAL USE.

NUMERICAL INDEX

REF. PART NO.	REF. PART NO.	REF. PART NO.	REF. PART NO.
1J7-17537-Y0-30 28-11	4K0-21631-00 25-18	256-23413-00 30-7	521-25188-00 33-18
1J7-17537-Y0-40 28-11	4K0-21670-00 25-6	256-23414-00 30-8	4K0-25190-00 33-10
1J7-17537-Y0-50 28-11	4K0-21711-00-20 26-1	4K0-23415-00 30-3	148-25315-00 35-3
1J7-17537-Y0-60 28-11	4K0-21711-00-4H 26-1	4K0-23435-00-98 30-11	4K0-25321-00 35-12
4H7-17537-00-15 20-9	4K0-21721-00-20 26-3	4H7-23441-00-98 30-16	4H7-25327-00 35-21
4H7-17537-00-20 20-9	4K0-21721-00-4H 26-3	4H3-23451-00 30-5	4H7-25334-02 35-18
4H7-17537-00-30 20-9	4K0-2173E-00 26-8	4H3-23454-00 30-4	4K0-25330-00 35-13
4H7-17537-00-40 20-9	4K0-2173E-10 26-8	164-23462-00 30-2	4K0-25338-20-98 35-1
4H7-17537-00-50 20-9	4K0-2173F-00 26-9	341-23469-00 30-18	4H7-25351-00 35-15
4H7-17555-00 20-15	4K0-2173F-10 26-9	4H7-23496-00 26-29	341-25355-00 35-18
4H7-17582-00 19-21	4H7-21746-00 26-19	4K0-2411H-00 31-27	4H7-25366-01 35-7
4H7-17583-00 19-26	4H7-2175R-00 26-20	4K0-24110-01-01 31-1	3H0-25371-00 35-28
2H7-17590-00 28-30	4K0-21781-00 26-7	4K0-24110-01-02 31-1	4H7-25377-00 35-27
4H7-17811-00 21-3	4K0-22110-00-33 27-1	3X0-24161-20 31-26	4H7-25381-00 35-23
4H7-17812-00 21-6	1J7-22141-00 27-7	4H7-24181-00 31-5	1A1-25398-01 33-9
4H7-17841-00 21-1	4H7-22141-00 27-3	4K0-24182-00 31-6	35-20
256-17848-00 21-5	1J7-22143-00 27-8	4K0-24183-00 31-7	1A1-25399-00 33-9
4K0-18101-00 23-1	4H7-22189-00 27-2	4K0-24186-00 31-8	35-20
4K0-18111-01 23-11	2H7-2219X-00 27-12	4K0-24240-00 31-2	2H0-25399-00 33-9
132-18113-01 23-12	4K0-22210-00 27-14	4K0-24240-10 31-2	35-20
4K0-18115-00 23-20	4K0-22210-10 27-16	4K0-24500-00 31-14	4K0-25810-00 34-4
4K0-18120-00 23-5	4K0-22212-00 27-15	2W6-24512-00 31-21	4K0-25810-10 34-12
4H7-18140-00 23-3	27-17	3H3-24514-00 31-22	1L9-25831-00 34-1
2H9-18154-00 23-23	4K0-23101-00 29-1	3H3-24518-00 31-18	1J3-25834-01 34-2
4H7-18185-00 22-3	4K0-23110-00 29-6	3H3-24523-00 31-16	1J3-25838-00 34-7
4K0-18197-00 23-14	3Y1-23111-00 29-15	4H7-24524-00 31-15	34-15
4H7-18511-01 22-10	3J2-23114-00 29-12	4H7-24525-00 31-17	1J3-25845-01 34-8
4H7-18512-01 22-11	122-23119-01 29-18	3H3-24534-00 31-20	34-16
4H7-18513-01 22-12	4K0-23122-00 30-24	4H7-24602-00 31-25	341-25846-00 33-7
4H7-18531-00 22-13	4K0-23126-00 29-3	4K0-24705-00 32-19	4K0-25850-00 37-1
4H7-18540-00 22-1	122-23129-00 29-13	2M1-24717-00 32-13	4K0-25852-00 37-4
4K0-21110-02-33 24-1	4K0-23138-00 29-2	1J7-24718-00 32-18	4K0-25854-00 37-3
4K0-21165-00 32-21	4K0-23141-00 29-11	307-24726-00-33 32-3	4K0-25862-01 37-14
4H7-21170-00 26-22	3J2-23144-00 29-9	4K0-24726-01 32-4	4L0-25867-00 37-6
4H7-21240-01 26-10	3J2-23145-00 29-5	4K0-24728-00 32-5	4K0-25872-00 37-9
4H7-21243-01 26-21	4A1-23156-00 29-4	4K0-24731-00 32-2	4K0-25873-00 37-10
4H7-21258-00 26-23	509-23158-L0 29-14	4K0-24734-00 32-12	4K0-25874-00 37-11
4K0-21275-00 32-22	3Y1-23168-00 29-16	4K0-24748-00 32-11	4E2-25875-00 37-17
4K0-21315-00 24-2	4K0-23170-00 29-7	4K0-24756-01-20 32-9	4E2-25876-00 37-18
4K0-2134Y-00 24-10	1W1-23173-L0 29-8	4K0-24756-01-4H 32-9	4K0-25885-00 37-12
4K0-21510-00-20 25-1	4K0-23174-00 30-19	4K0-24757-00 32-26	1J3-25917-00 34-6
4K0-21510-00-4H 25-1	278-23181-50 29-20	4K0-24757-10 32-26	34-14
1A0-21518-00 28-4	3J2-23183-00 29-17	4K0-24768-01 32-17	175-26111-00 36-1
4K0-2160A-00 25-18	4K0-23340-00 29-10	353-24786-01 32-25	2H7-26240-00 35-3
4K0-21611-00 28-5	4G0-23356-00 29-21	146-25115-00 33-3	2H7-26241-00 36-2
2H7-21628-00 26-2	256-23411-00 30-1	341-25149-00 33-6	1J7-26290-02 36-15
26-4	256-23412-00 30-6	4K0-25168-20-98 33-1	1J7-26290-12 36-14
4H7-21629-00 25-13		4H7-25181-00 33-13	4K0-26311-00 36-4

NUMERICAL INDEX

REF. PART NO.	REF. PART NO.	REF. PART NO.	REF. PART NO.
4K0-26331-00 36-12	4H7-46151-00 28-2	4K0-26335-00 36-6	4H7-46152-00 28-19
1E6-26342-00 36-7	4H7-46153-00 28-6	1E6-26372-00 36-8	4H7-46172-00 28-32
175-26372-00 36-9	4H7-46180-00 28-39	584-26393-02 36-5	4H7-46181-10 28-44
4K0-26399-01 36-13	4H7-46181-10 28-44	4K0-27111-00-R4 38-18	4H7-81600-10 14-1
4K0-27111-00 38-22	4H7-81610-10 14-3	371-27114-00 32-5	4H7-81611-10 14-5
4K0-27211-00-93 38-29	4H7-81612-10 14-6	4K0-27212-02 38-30	4H7-81619-10 14-4
4K0-27231-01 38-31	4H7-81632-00 15-10	4K0-27311-02 38-23	4H7-81650-10 14-2
4K0-27315-00 38-28	4H7-81671-10 15-2	3Y3-27315-00 38-28	4H7-81673-10 15-1
4K0-27410-00-R4 38-1	4K0-81800-50 16-1	1J7-27413-01 38-4	4K0-81810-00 16-2
4K0-27420-00-R4 38-3	4H7-81819-00 16-6	2H7-27430-00 38-5	4H7-81824-00 16-11
447-27431-00 38-6	4K0-81826-00 16-12	1J7-27433-00 38-7	4H7-81840-00 16-9
2H7-27440-00 38-11	4H7-81843-00 16-8	447-27441-00 38-12	4H7-81844-00 16-10
4K0-27442-00 38-43	4H7-81845-00 16-7	4K0-27443-00 38-44	4H7-81847-00 16-4
1J7-27444-00 38-13	4H7-81847-00 16-4	4H7-28100-10 26-30	4H7-81850-00 16-3
4H7-46101-00 28-1	3H5-81940-00 43-6	4H7-46117-Y0-25 28-20	4H7-81950-01 43-9
1J7-46117-Y0-30 28-20	4H7-81960-50 43-1	1J7-46117-Y0-35 28-20	4L6-81980-M0 43-10
1J7-46117-Y0-40 28-20	4H7-82103-00 43-15	1J7-46117-Y0-45 28-20	368-82110-62 43-11
1J7-46117-Y0-50 28-20	4H7-82115-00 43-14	1J7-46118-Y0-18 28-22	4H7-82116-00 43-18
1J7-46118-Y0-19 28-22	4H7-82119-00 43-16	1J7-46118-Y0-20 28-22	137-82131-01 43-13
1J7-46118-Y0-21 28-22	1A0-82151-00 43-32	4H7-46118-00-14 28-22	4K0-82157-00 43-36
4H7-46118-00-15 28-22	1A0-82161-00 43-33	4H7-46118-00-16 28-22	4H7-82305-10 43-26
4H7-46118-00-17 28-22	4H7-82310-60 43-19	4H7-46118-00-22 28-22	4H7-82320-60 43-20
4H7-46118-00-23 28-22	1J7-82370-10 43-24	2H7-46122-00 28-10	2H8-82370-10 43-25
4H7-46123-00 28-16	3Y8-82508-00 44-5	4H7-46125-00 28-13	371-82519-00 39-15
	4H7-82519-00 43-17		1E9-82530-00 44-4

NUMERICAL INDEX

- 738		REF.	- 738		REF.
PART NO.	-CH TR	NO.	PART NO.	-CH TR	NO.
2H7-82540-00		44- 1	437-83936-10		44-12
4K0-82558-00		43-34	4H7-83941-00		45- 4
4K0-82559-70		43-31	2H7-83946-00		45-13
447-82591-00		44-13	1U3-83963-40		45- 1
4K0-82911-00		45-10	4K0-83972-00		45- 3
3Y6-82917-00		45-12	1A0-83980-30		44- 1
4K0-83310-40		39- 1	457-84146-85		41- 6
341-83312-70		39- 2	4E2-84303-00		41- 1
		39- 7	2F9-84314-00		41-13
366-83312-40		39-18	4E2-84316-00		41- 2
341-83313-70		39- 4	4E2-84321-00		41- 4
		39- 9	4K0-84327-00		41-22
		39-19	4E2-84330-00-33		41-15
341-83316-01		39-14	447-84331-61		41- 9
4K0-83320-40		39- 6	447-84332-60		41-10
341-83321-01		39-16	198-84334-60		41-11
2J4-83330-40-03		39-17	584-84338-60		41-16
116-83333-11		39- 5	584-84346-60		41-17
		39-10	4E2-84347-00		41-14
341-83333-70		39-20	2H7-84359-00		41-23
4K0-83350-40		44-14	4E2-84396-00		41- 3
2H9-83371-20		44-16	4E2-84397-00		41- 5
2H9-83371-30		44-16	1M1-84512-60		42-11
1T4-83379-K0		39-22	1M8-84521-40		42- 3
1T4-83389-K0		39-23	1M1-84523-60		42- 5
2J2-83507-00		40-13	1M1-84524-60		42- 6
2J2-83508-00		40-14	1M1-84526-60		42- 8
4K0-83508-00		40-10	1M1-84527-60		42-10
3H3-83513-00		40-22	4K0-84710-40		42- 1
123-83516-21		40- 4	4K0-84711-40		42- 4
		40- 7	1A2-84714-40		42- 2
		40-11	1A2-84718-40		42- 7
4K0-83519-00		40-12	4K0-84738-00		42-17
467-83520-00		40- 6	4K0-84751-01		42-12
584-83523-00		40-21	2H7-84754-00		42- 9
3G1-83536-00		40- 3	3Y6-85130-00		44-20
4K0-83540-F0		40- 5	4H7-85720-00		44- 8
584-83541-00		40-27	90101-08291		35-19
584-83546-00		40-15	90101-08312		34- 3
3R8-83550-00		40-31	90101-10308		34-20
2H7-83558-00		40- 2	90105-06118		8-19
4K0-83560-00		40-32	90105-06153		1- 5
4K0-83568-00		40- 8	90105-06154		6- 3
4K0-83569-00		40- 9	90105-07087		4- 4
4K0-83570-F0		40- 1	90105-08003		12-15
2H7-83912-00		45-11	90105-08066		28-40
2J2-83922-00		45-17	90105-08107		24- 3
437-83936-00		45- 9	90105-08146		34-11

NUMERICAL INDEX

REF.		REF.		REF.	
PART NO.	CH TR NO.	PART NO.	CH TR NO.	PART NO.	CH TR NO.
90201-06059	41-19	90240-08067	38-32	90468-10050	32-18
90201-06067	9-24	90249-12008	38-36	90468-14067	28-37
90201-06074	42-16	90331-12028	17-18	90468-16022	8-21
90201-061A5	18-15	90338-48105	12-14	90480-01141	28-6
90201-06407	28-13	90340-14009	28-28	90480-12053	28-8
90201-06557	26-27	90340-14042	7-16	90480-14101	30-23
90201-08083	38-33		28-31	90480-14102	41-20
	45-14	90387-05563	43-35	90480-15235	8-18
90201-08087	12-16	90387-06249	40-28	90480-16233	26-15
90201-08110	39-11	90387-06388	41-21	90480-16278	9-18
90201-08366	12-18	90387-07038	8-24	90480-16284	8-20
90201-08382	2-7	90387-07391	30-21	90480-22084	26-24
90201-08544	29-24	90387-07674	8-17	90480-23193	7-3
90201-10118	37-16		28-14	90501-04596	17-7
90201-10119	18-28	90387-09817	26-18	90501-10245	38-35
90201-10128	1-12	90387-12542	12-43	90501-10510	45-24
90201-10140	27-22	90387-15550	33-17	90501-12413	7-5
90201-10142	27-23	90387-16547	12-5		8-3
90201-10689	11-23	90387-172A5	28-43	90501-16417	4-10
90201-10752	38-20	90387-17543	27-6	90501-16491	28-38
90201-11597	1-11	90387-202A7	17-16	90501-20422	7-11
90201-12588	23-8	90387-252A8	18-31	90501-23598	18-11
90201-12688	23-18	90401-10034	37-15	90501-65575	20-6
90201-141A3	35-24	90401-20053	8-7	90506-07136	27-13
90201-14577	35-17	90401-20055	7-7	90508-08227	23-2
90201-14632	28-17	90430-10148	44-2	90508-18224	38-26
90201-14633	20-17	90430-14131	2-4	90508-23046	38-38
90201-151A7	18-5		46-7	90508-26225	38-27
90201-20276	19-7	90445-08338	43-12	90508-40233	38-21
90201-21608	7-10	90445-09500	31-12	90507-20002	35-14
90201-231A2	28-34	90445-11501	31-10	90508-16459	18-2
90201-243A2	19-22	90446-11021	9-11	90508-29448	23-4
90201-25526	8-8	90460-49161	9-7	90508-32449	23-6
90202-06010	31-24	90460-56105	9-20	90560-07007	42-15
90209-06096	13-30	90462-10066	8-22	90560-15116	33-2
90209-06173	8-4	90462-10067	8-23	90560-17125	35-2
90209-06174	8-18	90464-12027	25-14	91311-06020	12-38
90209-08098	41-27	90464-18021	25-15	91311-08040	4-21
90209-10131	45-5	90465-08122	15-7	91316-08012	12-45
90209-14136	33-14	90465-08156	15-8		21-7
90209-18070	38-8	90465-12160	15-9	91316-06016	8-12
	38-14	90467-08003	31-13	91316-06020	9-6
90209-22191	19-3	90467-09008	9-8		37-13
	19-14		9-12	91316-06025	6-8
90209-25196	19-17	90467-10008	31-11		8-25
90215-06040	17-4	90467-10039	9-5		13-10
90215-20170	18-18	90467-14015	13-14		13-25
90215-22171	27-11	90468-08104	13-15	91316-06030	7-11

PARTS NAME NUMERICAL INDEX

PART NO.	REF. NO.	PART NO.	REF. NO.
91316-06035	1-20	92901-06100	40-17
91316-06040	13-11		40-29
	13-26		43- 8
91316-06070	13- 6		44-10
91316-08014	17-15	92901-06200	15- 5
91316-08030	15- 3		15-12
	30-17		25-12
91401-16012	38-10		40-16
	38-18		43-23
91401-20012	35-33		45- 6
91401-20015	32-14	92901-06600	4-13
	38-34		39-25
91401-30030	33-16		44-11
	35-26	92901-08100	24-12
91609-20018	7- 6		25- 3
91701-05055	32-15		25- 8
91701-06035	38- 9		27-10
	38-15		29-23
91810-08016	8-14		35-31
91810-18016	1- 2		39-12
91830-21014	13- 9		41-26
	13-24	92901-08600	4-19
91830-22016	12- 3		11- 8
	12-12		11-12
91830-24016	2- 3		11-16
	12- 4		11-27
92501-06010	7-14		18-24
92501-06012	9-17		25- 9
	10-65		35-30
	15- 4	92901-08700	28-25
	15-11	92901-10100	28-42
92501-08015	13-18		34-21
	13-21	92901-10200	34-22
	13-31	92902-04100	10-58
92501-08020	26-25		10-58
92502-06016	14-11		10-60
	43-27		14- 8
92502-06030	43- 2	92902-05100	10-62
92506-08025	41-18		10-64
92701-06015	12-32		10-68
92901-03100	10-16		41- 8
92901-04600	14- 9	92902-06100	10-66
92901-05100	31- 4		14-12
92901-05200	44-22		28-12
92901-06100	9-22		28-26
	25-11		30-23
	25-20		32- 7
	38-40		32-24

PARTS NAME NUMERICAL INDEX

PART NO.	REF. NO.	PART NO.	REF. NO.
92902-06100	43- 3	93210-18319	46-18
	43-28	93210-18322	12- 6
92902-06200	25-19	93210-21276	12-42
92902-06600	14-13	93210-27370	13-34
	43- 4	93210-57428	35- 9
	43-29	93210-60426	28-14
	44- 7	93210-62439	12-33
92902-08100	26-17		46-14
92903-10100	27-21	93210-69434	2- 2
92906-04100	40-24		46- 8
92906-04200	25-17	93210-71360	20-13
92906-04800	40-25	93210-88324	7- 9
92906-05200	30-26		8- 8
92906-06100	37- 8		46-16
	45-21	93211-44348	28-23
92906-08100	44-18	93306-00401	17-19
92906-08600	30-15	93306-00508	20-11
	44-19	93306-20309	35- 5
93101-30084	28- 7	93306-20310	35- 6
93101-32088	3- 2	93306-20434	19- 9
93101-35097	20-14	93306-20541	17-20
93101-38098	28-15	93306-20709	20- 2
93102-12106	23-10	93306-30203	33- 4
93102-22014	33- 5	93306-30301	19-24
93102-25017	27- 5	93306-30306	35- 4
93102-25218	17-21	93306-30423	19-25
93102-70167	28-27	93306-30524	28-12
93104-07036	21- 4	93306-30528	19-10
93104-60066	19-32	93306-91101	19-27
93105-45017	33- 8	93310-365H3	18-33
93108-23007	28-33	93311-36042	19-30
93109-10023	18-27	93311-43729	28- 8
93210-06001	4-14	93315-23612	22- 2
93210-07435	12-35	93316-01403	28-21
	46-13	93317-11020	18-26
93210-07438	12-37	93317-41510	28- 9
	46-23	93332-00010	27- 4
93210-08006	4-20	93340-21505	18- 4
93210-08350	23-16	93410-20009	19- 8
93210-10197	8-11	93410-22039	28-36
93210-11124	12-13	93410-23056	28-35
	46-22	93410-32052	17-14
93210-11368	45-16	93410-55057	19-28
93210-11437	21- 2	93420-17046	8- 5
93210-12152	8-13	93430-07012	18-25
93210-14359	20-16	93430-09035	18-29
93210-16325	7- 8	93430-10016	23- 7
93210-18319	6- 7		23-19

NUMERICAL INDEX PARTS NAME INDEX

PART NO.	REF. NO.	PART NO.	REF. NO.
93440-11029	22-14	95311-10600	28-41
93440-12052	1- 4	95601-05100	44-21
93440-12066	23-15	95601-06100	45-18
93440-25019	19- 4		45-23
	19-15	95611-06630	1- 7
93440-28062	19-18	95621-08325	1- 6
93440-47081	20-10	95621-08330	2- 6
93440-72049	19-31	95621-08335	1-10
93440-80082	19-29	95701-10100	24- 6
93450-17044	3- 6		38-17
93501-02018	7- 4	95701-12100	24-19
93501-04011	30- 9	95801-10040	11-22
93604-08071	15- 6	95806-08080	12-40
93604-16092	22- 4	95811-06035	12-27
93604-20156	22- 5	95811-06045	12-26
93608-43157	22- 7	95811-06055	12-25
93608-50158	23- 9	95811-06060	12-24
93615-12088	17- 9	95811-06070	12-23
94112-18437	35-10	95811-06080	12-22
94132-19632	33-11	95811-06120	12-21
94230-19047	33-12	95811-06135	12-20
94240-18065	35-11	95811-08065	12-19
94500-02120	4- 5	95811-08105	12-17
94580-25066	6- 9	95812-10025	35- 8
94600-02001	4- 6	95821-06025	18-16
94701-00117	1-14	95821-08030	20-20
95301-05800	40-20	95821-10025	28-26
95301-06600	25-21	95821-10030	11-28
	40-30		38-45
	42-14	97301-06014	17-24
95301-06700	43- 7		39-24
95301-06800	40-18	97301-06015	17- 5
95301-08600	39-13		22- 9
	41-25	97301-06018	9-21
95301-08700	4-12	97301-08016	24-11
	35-32	97301-08020	25- 2
95301-10700	4-18	97301-08035	27- 9
	38-25	97302-06012	32-23
95302-06600	32- 6	97302-06025	30-22
	43-22		42-13
95302-06700	43- 5	97302-06080	43-21
	43-30	97306-06022	45-20
95303-06700	23-21	97306-08014	44-17
95306-08800	30-14	97311-08025	11- 7
95311-08600	2- 8		11-11
	28-24		11-15
	29-22		11-26
95311-08700	8-26	97321-06016	25-10

NUMERICAL INDEX

[illegible]

PARTS NAME INDEX

PARTS NAME INDEX

PARTS NAME INDEX

QTY	DESCRIPTION	REF. NO.
1	A.C. GENERATOR ASSY	14-1
1	ABSORBER 1	1-8
1	ADAPTER	1-9
1	ADAPTER	1-12
1	AIR CLEANER CASE ASSY	9-9
1	ARM, shift Pedal	23-17
1	ARMATURE ASSY	16-3
1	AXLE, Push lever	18-22
1	AXLE, wheel	33-13
1	BALANCER, wheel (10G)	33-9
1	BALANCER, wheel (20G)	33-9
1	BALANCER, wheel (30G)	33-9
1	BALL	7-4
1	BAND	44-13
1	BAND, battery	43-13
1	BAND, flasher	39-22
1	BAND, rear flasher (light)	39-23
1	BAND, seat	32-12
1	BAND, switch cord	44-12
1	BAR, shift fork Guide 1	22-13
1	BAR, tension	35-28
1	BASE, Pickup	15-2
1	BASE, taillight	42-4
1	BATTERY ASSY	43-11
1	BEARING	18-4
1	BEARING (B6004)	17-19
1	BEARING (B6005)	20-11
1	BEARING (B6203)	35-5
1	BEARING (B6203RS)	35-8
1	BEARING (B6204)	19-9
1	BEARING (B6205)	17-20
1	BEARING (B6207)	20-2
1	BEARING (B63022)	33-4
1	BEARING (B6303)	19-24
1	BEARING (B6304)	19-25
1	BEARING (B6305)	28-12
1	BEARING (B63052)	19-10
1	BEARING (B6911)	19-27

QTY	DESCRIPTION	REF. NO.
1	BEARING, cylindrical	18-26
1	BEARING, cylindrical	18-33
1	BEARING, cylindrical	19-30
1	BEARING, cylindrical	22-2
1	BEARING, cylindrical	28-8
1	BEARING, cylindrical	28-9
1	BEARING, cylindrical	28-21
1	BODY ASSY	41-15
1	BODY, float chamber (1,2)	10-21
1	BODY, float chamber (3,4)	10-22
1	BOLT	1-20
1	BOLT	4-11
1	BOLT	4-17
1	BOLT	4-21
1	BOLT	6-8
1	BOLT	7-18
1	BOLT	8-12
1	BOLT	8-25
1	BOLT	9-6
1	BOLT	9-21
1	BOLT	11-7
1	BOLT	11-11
1	BOLT	11-15
1	BOLT	11-26
1	BOLT	12-38
1	BOLT	12-45
1	BOLT	13-6
1	BOLT	13-10
1	BOLT	13-11
1	BOLT	13-25
1	BOLT	13-26
1	BOLT	15-3
1	BOLT	16-12
1	BOLT	17-5
1	BOLT	17-15
1	BOLT	17-24
1	BOLT	21-7
1	BOLT	22-9
1	BOLT	23-13
1	BOLT	24-11
1	BOLT	25-2
1	BOLT	25-7
1	BOLT	25-10
1	BOLT	26-11
1	BOLT	26-16
1	BOLT	27-9
1	BOLT	27-20
1	BOLT	30-12

QTY	DESCRIPTION	REF. NO.
1	BOLT	30-13
1	BOLT	30-17
1	BOLT	30-22
1	BOLT	31-9
1	BOLT	32-23
1	BOLT	34-13
1	BOLT	34-20
1	BOLT	35-19
1	BOLT	35-29
1	BOLT	35-34
1	BOLT	36-11
1	BOLT	37-7
1	BOLT	37-13
1	BOLT	38-19
1	BOLT	38-24
1	BOLT	38-39
1	BOLT	39-24
1	BOLT	40-15
1	BOLT	42-13
1	BOLT	43-21
1	BOLT	44-6
1	BOLT	44-9
1	BOLT	44-17
1	BOLT	45-7
1	BOLT	45-20
1	BOLT	45-22
1	BOLT 1	25-18
1	BOLT 2	29-21
1	BOLT, cap	29-15
1	BOLT, connecting rod	3-9
1	BOLT, cylinder holding 3	12-8
1	BOLT, cylinder holding 4	12-10
1	BOLT, cylinder holding 5	12-11
1	BOLT, fitting 1	30-5
1	BOLT, flange	11-22
1	BOLT, flange	11-28
1	BOLT, flange	12-17
1	BOLT, flange	12-19
1	BOLT, flange	12-20
1	BOLT, flange	12-21
1	BOLT, flange	12-22
1	BOLT, flange	12-23
1	BOLT, flange	12-24
1	BOLT, flange	12-25
1	BOLT, flange	12-26
1	BOLT, flange	12-27
1	BOLT, flange	12-40

PARTS NAME INDEX

REF. NO.	DESCRIPTION	REF. NO.
18-18	BOLT, flange	20-20
28-26	BOLT, hexagon socket head	35-8
38-45	BOLT, lever	45-13
32-13	BOLT, seat fitting	1-6
1-6	BOLT, stud	1-7
1-7	BOLT, union	8-7
37-15	BOLT, washer based	1-5
4-4	BOLT, with washer	29-19
36-7	BOOT, cable	34-6
34-6	BOOT, caliper	34-14
37-14	BOOT, master cylinder	27-2
27-2	BOOT, rubber	26-23
26-23	BOX	25-16
25-16	BOX COMP.	26-10
26-10	BRACKET	10-27
10-27	BRACKET 2	38-43
38-43	BRACKET 3	38-44

PARTS NAME INDEX

REF. NO.	DESCRIPTION	REF. NO.
42-12	BRACKET, licence	37-8
37-8	BRACKET, master cylinder	40-12
40-12	BRACKET, meter	32-5
32-5	BRACKET, seat	32-11
32-11	BRACKET, throttle 1	10-26
10-26	BRAKE PAD KIT, front	34-11
34-11	BRAKE SHOE COMP.	28-30
28-30	BREATHING COMP.	13-16
13-16	BREATHING 1	13-19
13-19	BREATHING 2	34-9
34-9	BREED SCREW KIT	34-17
34-17	BRUSH HOLDER ASSY	14-4
14-4	BRUSH 1	14-5
14-5	BRUSH 2	41-14
41-14	BULB (12V 4W)	42-2
42-2	BULB (12V-21/5W)	40-4
40-4	BULB (12V-3.4W)	40-7
40-7	BULB (12V-80/55W)	41-13
41-13	BULB, flasher (12V-21W)	39-3
39-3	BUSH	10-9
10-9	CABLE, clutch	36-6
36-6	CABLE, starter 1	36-12
36-12	CABLE, throttle 1	34-12
34-12	CALIPER ASSY (LEFT)	34-4
34-4	CALIPER ASSY (RIGHT)	34-5
34-5	CALIPER SEAL KIT	20-4
20-4	CAM, drive	20-5
20-5	CAM, driven	35-15
35-15	CAMSHAFT	4-1
4-1	CAMSHAFT 1	4-2
4-2	CAMSHAFT 2	33-18
33-18	CAP	31-25
31-25	CAP ASSY	30-18
30-18	CAP, bolt	9-16
9-16	CAP, cleaner case 1	29-16
29-16	CAP, front fork	34-8
34-8	CAP, indicator	34-16
34-16	CAP, plunger	10-45

PARTS NAME INDEX

REF. NO.	DESCRIPTION	REF. NO.
37-4	CAP, reservoir	37-18
37-18	CAP, starter clutch spring	10-1
10-1	CARBURETOR ASSY	10-17
10-17	CARBURETOR ASSY 1	10-18
10-18	CARBURETOR ASSY 2	10-19
10-19	CARBURETOR ASSY 3	10-20
10-20	CARBURETOR ASSY 4	4-8
4-8	CASE, chain tensioner	33-11
33-11	CAST WHEEL, front (11.85-19)	35-1
35-1	CAST WHEEL, rear (12.15-18)	6-9
6-9	CHAIN	4-15
4-15	CHAIN (8F05M-120L)	17-22
17-22	CHAIN, Primary	1-4
1-4	CIRCLIP	3-6
3-6	CIRCLIP 1	16-16
16-16	CIRCLIP 2	17-14
17-14	CIRCLIP 3	18-25
18-25	CIRCLIP 4	18-29
18-29	CIRCLIP 5	19-4
19-4	CIRCLIP 6	19-18
19-18	CIRCLIP 7	19-15
19-15	CIRCLIP 8	19-18
19-18	CIRCLIP 9	19-20
19-20	CIRCLIP 10	19-29
19-29	CIRCLIP 11	19-31
19-31	CIRCLIP 12	20-10
20-10	CIRCLIP 13	22-14
22-14	CIRCLIP 14	23-17
23-17	CIRCLIP 15	23-15
23-15	CIRCLIP 16	23-19
23-19	CIRCLIP 17	28-35
28-35	CIRCLIP 18	28-36
28-36	CIRCLIP 19	29-17
29-17	CIRCLIP 20	29-11
29-11	CIRCLIP 21	29-11
29-11	CIRCLIP 22	29-11
29-11	CIRCLIP 23	29-11
29-11	CIRCLIP 24	29-11
29-11	CIRCLIP 25	29-11
29-11	CIRCLIP 26	29-11
29-11	CIRCLIP 27	29-11
29-11	CIRCLIP 28	29-11
29-11	CIRCLIP 29	29-11
29-11	CIRCLIP 30	29-11
29-11	CIRCLIP 31	29-11
29-11	CIRCLIP 32	29-11
29-11	CIRCLIP 33	29-11
29-11	CIRCLIP 34	29-11
29-11	CIRCLIP 35	29-11
29-11	CIRCLIP 36	29-11
29-11	CIRCLIP 37	29-11
29-11	CIRCLIP 38	29-11
29-11	CIRCLIP 39	29-11
29-11	CIRCLIP 40	29-11
29-11	CIRCLIP 41	29-11
29-11	CIRCLIP 42	29-11
29-11	CIRCLIP 43	29-11
29-11	CIRCLIP 44	29-11
29-11	CIRCLIP 45	29-11
29-11	CIRCLIP 46	29-11
29-11	CIRCLIP 47	29-11
29-11	CIRCLIP 48	29-11
29-11	CIRCLIP 49	29-11
29-11	CIRCLIP 50	29-11
29-11	CIRCLIP 51	29-11
29-11	CIRCLIP 52	29-11
29-11	CIRCLIP 53	29-11
29-11	CIRCLIP 54	29-11
29-11	CIRCLIP 55	29-11
29-11	CIRCLIP 56	29-11
29-11	CIRCLIP 57	29-11
29-11	CIRCLIP 58	29-11
29-11	CIRCLIP 59	29-11
29-11	CIRCLIP 60	29-11
29-11	CIRCLIP 61	29-11
29-11	CIRCLIP 62	29-11
29-11	CIRCLIP 63	29-11
29-11	CIRCLIP 64	29-11
29-11	CIRCLIP 65	29-11
29-11	CIRCLIP 66	29-11
29-11	CIRCLIP 67	29-11
29-11	CIRCLIP 68	29-11
29-11	CIRCLIP 69	29-11
29-11	CIRCLIP 70	29-11
29-11	CIRCLIP 71	29-11
29-11	CIRCLIP 72	29-11
29-11	CIRCLIP 73	29-11
29-11	CIRCLIP 74	29-11
29-11	CIRCLIP 75	29-11
29-11	CIRCLIP 76	29-11
29-11	CIRCLIP 77	29-11
29-11	CIRCLIP 78	29-11
29-11	CIRCLIP 79	29-11
29-11	CIRCLIP 80	29-11
29-11	CIRCLIP 81	29-11
29-11	CIRCLIP 82	29-11
29-11	CIRCLIP 83	29-11
29-11	CIRCLIP 84	29-11
29-11	CIRCLIP 85	29-11
29-11	CIRCLIP 86	29-11
29-11	CIRCLIP 87	29-11
29-11	CIRCLIP 88	29-11
29-11	CIRCLIP 89	29-11
29-11	CIRCLIP 90	29-11
29-11	CIRCLIP 91	29-11
29-11	CIRCLIP 92	29-11
29-11	CIRCLIP 93	29-11
29-11	CIRCLIP 94	29-11
29-11	CIRCLIP 95	29-11
29-11	CIRCLIP 96	29-11
29-11	CIRCLIP 97	29-11
29-11	CIRCLIP 98	29-11
29-11	CIRCLIP 99	29-11
29-11	CIRCLIP 100	29-11

PARTS NAME INDEX

PARTS NAME INDEX

PARTS NAME INDEX

QTY	DESCRIPTION	REF. NO.
CLIP	9-12
CLIP	10-5
CLIP	10-36
CLIP	13-14
CLIP	13-15
CLIP	28-37
CLIP	31-11
CLIP	31-13
CLIP	31-27
CLIP	32-16
CLIP	oil seal	29-4
CLIP	Pipe	10-36
CLUTCH	ASSY	18-3
CLUTCH	BOSS ASSY	18-7
CLUTCH	hub	35-7
CLUTCH	meter	33-6
COLLAR	18-17
COLLAR	8-24
COLLAR	11-21
COLLAR	12-5
COLLAR	12-43
COLLAR	17-16
COLLAR	18-31
COLLAR	26-14
COLLAR	26-18
COLLAR	27-6
COLLAR	28-43
COLLAR	30-21
COLLAR	33-17
COLLAR	40-28
COLLAR	41-21
COLLAR	43-35
COLLAR	body fitting	41-16
COLLAR	flasher 1	39-14
COLLAR	Guide	28-6
COLLAR	wheel	35-27
CONNECTING	ROD ASSY	3-8
CONNECTOR	10-3
CONNECTOR	10-4
CORV	headlight	41-23
COTTER	valve	5-7
COUPLING	Gear	28-16
COVER	27-12
COVER	ball race 1	30-3
COVER	breather 2	13-12
COVER	cap	13-27
COVER	crankcase 1	13-7
COVER	crankcase 2	13-22

QTY	DESCRIPTION	REF. NO.
COVER	cylinder head 1	1-17
COVER	diaphragm 11-43	10-29
COVER	diaphragm 12-30	10-30
COVER	double seat	32-2
COVER	dust	23-23
COVER	footrest	38-2
COVER	38-4
COVER	Generator	13-4
COVER	handle lever	36-8
COVER	36-9
COVER	lead wire	43-16
COVER	oil element	7-1
COVER	oil Pump	13-1
COVER	13-35
COVER	outer 1	30-24
COVER	Plate	35-21
COVER	Plunger cap	10-46
COVER	Pump Gear	6-5
COVER	rear footrest	38-7
COVER	38-13
COVER	shift Pedal	23-12
COVER	side (L.H.)	26-1
COVER	26-1
COVER	side (R.H.)	26-3
COVER	26-3
COVER	socket	41-5
COVER	Speedometer	40-13
COVER	strainer	7-12
COVER	tachometer	40-14
COVER	tail	32-9
COVER	32-9
CRANKCASE	ASSY	12-1
CRANKSHAFT	3-1
CROSS JOINT	COMP.	28-39
CROWN	handle	30-11
CYLINDER	2-1
CYLINDER	COMP., front fork	29-7
CYLINDER	HEAD ASSY	1-1
CYLINDER	KIT, master	37-2
DAMPER	26-19
DAMPER	40-21
DAMPER	40-22
DAMPER	40-27
DAMPER	42-10
DAMPER	43-36
DAMPER	chain 1	4-15
DAMPER	chain 2	4-16
DAMPER	flasher 1	39-16

QTY	DESCRIPTION	REF. NO.
DAMPER	headlight	41-17
DAMPER	location 1	31-5
DAMPER	location 2	31-6
DAMPER	location 3	31-7
DAMPER	mud Guard	26-2
DAMPER	26-4
DAMPER	muffler	11-20
DAMPER	tail	42-17
DIAPHRAGM	ASSY	10-23
DIAPHRAGM	reservoir	37-3
DIODE	43-10
DISC	brake	34-1
DOUBLE	SEAT ASSY	32-1
DRIVE	AXLE ASSY	18-12
DUCT	9-14
ELEMENT	air cleaner	9-15
ELEMENT	oil cleaner	7-2
EMBLEM	32-25
EMBLEM	1	26-7
EMBLEM	31-26
FENDER	rear	25-5
FILTER	fuel cock	31-22
FLANGE	middle Gear	20-15
FLANGE	Spacer	35-3
FLANGE	Spacer 1	33-3
FLASHER	RELAY ASSY	44-14
FLOAT	10-28
FOOTREST	rear 1	38-6
FOOTREST	rear 2	38-12
FORK	shift 1	22-10
FORK	shift 2	22-11
FORK	shift 3	22-12
FRAME	COMP	24-1
FRONT	FENDER COMP.	25-1
FRONT	FLASHER LIGHT ASSY	39-6
FRONT	FLASHER LIGHT ASSY 1	39-1
FRONT	FOOTREST ASSY (L.H.)	38-1
FRONT	FOOTREST ASSY (R.H.)	38-3
FRONT	FORK ASSY	29-1
FRONT	STOP SWITCH ASSY	44-3
FUEL	COCK ASSY 1	31-14
FUEL	TANK COMP.	31-1
FUSE	(12V-10A)	43-32
FUSE	(12V-20A)	43-33
GASKET	2-4
GASKET	7-17

PARTS NAME INDEX

DESCRIPTION	REF. NO.
GASKET	13-17
"	13-20
"	16-10
"	28-29
"	29-14
"	44-2
"	46-7
GASKET KIT 1	46-1
GASKET KIT 2	46-11
GASKET, carburetor cover 1	13-5
"	46-20
GASKET, crankcase cover	13-8
"	46-21
GASKET, crankcase cover 2	13-23
"	46-12
GASKET, cylinder	2-5
"	46-5
GASKET, cylinder head 1	1-15
"	46-3
GASKET, drain Plug	29-13
GASKET, exhaust Pipe	11-17
"	46-8
GASKET, flasher lens	39-4
"	39-9
"	39-19
GASKET, float chamber	10-32
GASKET, head cover 1	1-18
"	46-2
GASKET, lens	42-5
GASKET, manifold	9-3
"	46-8
GASKET, muffler	11-6
"	11-10
"	11-14
GASKET, oil Pump cover 1	13-2
"	46-19
GASKET, strainer cover	7-18
"	46-17
GASKET, tensioner case	4-22
"	46-10
GAUGE, level	13-32
GEAR, 5th wheel (28T)	19-23
GEAR UNIT ASSY	33-10
GEAR, driven	21-1
GEAR, idler 1	17-1
GEAR, idler 2	17-10
GEAR, middle drive (36T)	19-21
GEAR, middle driven (49T)	19-26

PARTS NAME INDEX

DESCRIPTION	REF. NO.
GEAR, starting motor (13T)	16-5
GEAR, 1st wheel (35T)	19-20
GEAR, 2nd Pinion (20T/26T)	19-5
GEAR, 2nd wheel (30T)	19-13
GEAR, 3rd wheel (30T)	19-16
GEAR, 4th Pinion (30T)	19-2
GEAR, 4th wheel (28T)	19-19
GEAR, 5th Pinion (32T)	19-6
GRAPHIC	26-8
"	26-8
"	26-9
"	26-9
GRAPHIC SET	31-2
"	31-2
GRAPHIC, tail cover	32-26
"	32-26
GRIP (L.H.)	36-2
GRIP ASSY	36-3
GROMMET	7-3
"	8-16
"	8-20
"	9-18
"	12-39
"	13-29
"	26-5
"	26-6
"	26-15
"	26-24
"	30-20
"	41-20
"	42-7
"	46-15
GROMMET, gear cover	6-6
GUARD, mud	25-13
GUIDE, cable	36-13
GUIDE, intake valve (1ST O/S)	1-3
GUIDE, stopper 2	4-7
GUIDE, upper	17-23
HANDLE, standing	32-21
HANDLEBAR	36-1
HEADLIGHT UNIT ASSY	41-1
HINGE, seat	32-3
"	32-4
HOLDER	20-7
"	36-5
HOLDER, brake hose 1	37-17
HOLDER, brake hose 2	37-18
HOLDER, cable	25-4

PARTS NAME INDEX

DESCRIPTION	REF. NO.
HOLDER, clutch cable	12-44
HOLDER, handle upper	30-16
HOLDER, lever 1	45-10
HOLDER, rod 1	32-18
HOOK, bank	26-20
HORN	44-15
"	44-16
HOSE	9-11
"	31-10
"	31-12
"	43-12
HOSE, brake	37-11
HOSE, brake 1	37-9
HOSE, brake 2	37-10
HOSE, oil 1	8-9
HOSE, oil 2	8-10
HOUSING COMP.	20-12
HOUSING, bearing	28-19
HOUSING, bearing 1	12-31
HOUSING, bearing 2	12-36
HOUSING, drive shaft	28-2
HOUSING, tachometer gear	21-3
IGNITION COIL ASSY	43-19
"	43-20
IGNITOR UNIT ASSY	43-26
INNER TUBE COMP.1	29-6
JET	10-39
JET, main (#110)	10-38
JET, main air (#55)	10-42
JET, needle	10-24
JET, Pilot (#45)	10-40
JET, Pilot air (#195)	10-43
JET, starter (#40)	10-41
JOINT	37-12
JOINT, air cleaner 1	9-13
JOINT, carburetor 1	9-1
JOINT, carburetor 2	9-2
JOINT, chain	4-6
JOINT, exhaust 1	11-5
LABEL, oil caution	26-44
LENS, flasher	39-2
"	39-7
"	39-18
LENS, headlight	41-4
LENS, taillight	42-3
LEVER 1	45-11
LEVER 2	45-17
LEVER, camshaft	35-16

PARTS NAME INDEX

QTY	DESCRIPTION	REF. NO.
1	LEVER, cock	31-15
1	LEVER, starter	45-4
1	LEVER, starter 1	10-47
1	LEVER, starter 2	10-49
1	LIFTER, valve	5-10
1	LINK, side stand	38-28
1	MAIN AXLE ASSY (16T)	19-1
1	MAIN SWITCH ASSY	44-5
1	MASTER CYLINDER ASSY	37-1
1	MIDDLE GEAR SET	20-1
1	MIRROR ASSY	36-14
1	MUFFLER ASSY 1	11-9
1	MUFFLER ASSY 2	11-13
1	NEEDLE VALVE ASSY	10-25
1	NEUTRAL SWITCH ASSY	44-1
1	NOZZLE	12-34
1	NOZZLE 1	12-2
1	NOZZLE, main	10-37
1	NUT	11-13
1	O-RING	2-8
1	O-RING	3-10
1	O-RING	4-12
1	O-RING	4-18
1	O-RING	8-26
1	O-RING	11-19
1	O-RING	11-24
1	O-RING	18-19
1	O-RING	20-3
1	O-RING	20-18
1	O-RING	23-21
1	O-RING	23-22
1	O-RING	24-4
1	O-RING	25-21
1	O-RING	27-8
1	O-RING	28-24
1	O-RING	28-41
1	O-RING with washer	29-22
1	O-RING cylinder 1	30-14
1	O-RING	32-6
1	O-RING OVAL	35-25
1	O-RING straight	35-32
1	O-RING valve stem	36-10
1	O-RING LOCK ASSY	38-25
1	O-RING hose	38-37
1	O-RING spring	38-42
1	O-RING drive spring	39-13
1	O-RING	40-30
1	O-RING	41-11

PARTS NAME INDEX

QTY	DESCRIPTION	REF. NO.
1	NUT	41-25
1	NUT	42-14
1	NUT	43-5
1	NUT	43-7
1	NUT	43-22
1	NUT	43-30
1	NUT	44-19
1	NUT, adjusting	41-11
1	NUT, castle	33-15
1	NUT, crown	27-18
1	NUT	27-19
1	NUT	40-18
1	NUT	40-20
1	NUT, fitted 2	30-4
1	NUT, flange	24-6
1	NUT	24-9
1	NUT	38-17
1	NUT, ring	11-18
1	NUT, self-locking	28-18
1	NUT, u	44-21
1	O-RING	45-15
1	O-RING	45-23
1	O-RING	2-2
1	O-RING	3-4-14
1	O-RING	2-4-20
1	O-RING	3-6-7
1	O-RING	3-7-8
1	O-RING	3-7-9
1	O-RING	3-8-6
1	O-RING	3-8-11
1	O-RING	3-8-13
1	O-RING	3-12-6
1	O-RING	3-12-13
1	O-RING	3-12-33
1	O-RING	3-12-35
1	O-RING	12-37
1	O-RING	12-42
1	O-RING	13-34
1	O-RING	16-4
1	O-RING	20-13
1	O-RING	20-16
1	O-RING	21-2
1	O-RING	23-16
1	O-RING	28-14
1	O-RING	28-23
1	O-RING	29-12
1	O-RING	31-20
1	O-RING	31-21
1	O-RING	31-2

PARTS NAME INDEX

QTY	DESCRIPTION	REF. NO.
1	O-RING	35-9
1	O-RING	45-16
1	O-RING	46-6
1	O-RING	46-13
1	O-RING	46-14
1	O-RING	46-16
1	O-RING	46-18
1	O-RING	46-22
1	O-RING	46-23
1	OIL COOLER ASSY	8-15
1	OIL LEVEL GAUGE ASSY	44-8
1	OIL PUMP ASSY	8-1
1	OIL SEAL	3-2
1	O-RING	17-21
1	O-RING	18-27
1	O-RING	19-32
1	O-RING	20-14
1	O-RING	21-4
1	O-RING	23-10
1	O-RING	27-5
1	O-RING	28-7
1	O-RING	28-15
1	O-RING	28-27
1	O-RING	28-33
1	O-RING	28-5
1	O-RING	33-5
1	O-RING	33-8
1	PAD, adjusting (2.00)	5-9
1	PAD, adjusting (2.05)	5-9
1	PAD, adjusting (2.10)	5-9
1	PAD, adjusting (2.15)	5-9
1	PAD, adjusting (2.20)	5-9
1	PAD, adjusting (2.25)	5-9
1	PAD, adjusting (2.30)	5-9
1	PAD, adjusting (2.35)	5-9
1	PAD, adjusting (2.40)	5-9
1	PAD, adjusting (2.45)	5-9
1	PAD, adjusting (2.50)	5-9
1	PAD, adjusting (2.55)	5-9
1	PAD, adjusting (2.60)	5-9
1	PAD, adjusting (2.65)	5-9
1	PAD, adjusting (2.70)	5-9
1	PAD, adjusting (2.75)	5-9
1	PAD, adjusting (2.80)	5-9
1	PAD, adjusting (2.85)	5-9
1	PAD, adjusting (2.90)	5-9
1	PAD, adjusting (2.95)	5-9
1	PAD, adjusting (3.00)	5-9

QTY	DESCRIPTION	REF. NO.
PAD, adjustin& (3.05)	5- 9	
PAD, adjustin& (3.10)	5- 9	
PAD, adjustin& (3.15)	5- 9	
PAD, adjustin& (3.20)	5- 9	
PEDAL, brake	38-29	
PEDAL, shift	32-11	
PILOT BOX, lower	40- 9	
PILOT BOX, upper	40- 8	
PIN	38-36	
PIN, clevis	32-15	
PIN, cotter	32-14	
PIN, dowel	1- 2	
PIN, piston	3- 4	
PINION, releas (16T)	18-23	
PIPE	9-19	
PIPE, breather 1	13-13	
PIPE, exhaust 1	11- 1	
PIPE, exhaust 2	11- 2	
PIPE, exhaust 3	11- 3	
PIPE, exhaust 4	11- 4	
PIPE, starter connectin&	10- 2	
PISTON (1ST)	3- 5	
PISTON (1ST O/S 0.25MM)	3- 5	
PISTON (2ND O/S 0.50MM)	3- 5	

DESCRIPTION	REF. NO.
PISTON (3RD O/S 0.75MM)	3- 5
PISTON (4TH O/S 1.00MM)	3- 5
PISTON RING SET (STD)	3- 7
PISTON RING SET (1ST O/S)	3- 7
PISTON RING SET (2ND O/S)	3- 7
PISTON RING SET (3RD O/S)	3- 7
PISTON RING SET (4TH O/S)	3- 7
PLANE BEARING, connecting rod	3-11
PLANE BEARING, crankshaft 1	3- 3
PLATE	10-69
PLATE, adapter	8- 1
PLATE, baffle lower	7-13
PLATE, bearing cover	12-28
PLATE, brake shoe	35-12
PLATE, bridge	26-21
PLATE, cleaner case fitting	9-10
PLATE, clutch 1	10-10
PLATE, clutch 2	18-17
PLATE, friction	18-12
PLATE, indicator	35-18
PLATE, lever fitting	31-17
PLATE, Pressure 1	18-13
PLATE, seal	17- 3
PLATE, stopper	22- 8
PLATE, thrust 1	18- 6
PLATE, timing	15-10
PLUG	1-19
PLUG CAP ASSY	43-24
PLUG, blind	9- 4
PLUG, drain	10-33
PLUG, oil	13-33
PLUG, spark (NGK BP-7ES)	1-11

DESCRIPTION	REF. NO.
PLUG, straight screw	7-16
PLUNGER, starter	28-28
PLUNGER, starter	28-31
PLUNGER	8-2
PLUNGER, starter	10-44
PRIMARY DRIVEN GEAR COMP (97T)	18-2
PUSH LEVER ASSY	18-20
RACE, ball 1	30-1
RACE, ball 2	30-6
RACE, ball 3	30-7
RACE, ball 4	30-8
RACE, inner	28-10
REAR ARM COMP.	27-1
REAR AXLE GEAR CASE ASSY	28-1
REAR FLASHER LIGHT ASSY	38-17
REAR FOOTREST ASSY 1	38-8
REAR FOOTREST ASSY 2	38-11
REAR REFLECTOR ASSY	44-20
RECTIFIER & REGULATOR ASSY	43-1
REINF. COMP.	25-6
RELAY ASSY	43-9
RETAINER, bearing	28-13
RETAINER, clutch	33-3
RETAINER, valve spring	5-6
RIM, headlight	41-2
RING, clutch boss	18-11
RING, retaining	41-3
RING, rubber	13-28
ROD	10-6
ROD, brake	38-31
ROD, chain tensioner	4-9
ROD, Push 1	18-3
ROD, shift	23-20
ROTOR	15-1
ROTOR ASSY	14-2
SCREW	10-48
SCREW, carburetor 2	12-30
SCREW, chain	31-23
SCREW, exhaust 1	42-8
SCREW, oil cap	45-18
SCREW, blind	13-3
SCREW	30-25
SCREW	32-20
SCREW, countersunk	41-12
SCREW, flat head	12-32
SCREW 1	22-6
SCREW 2	37-5
SCREW, hexagon	38-41
SCREW, lens fitting	39-5

PARTS NAME INDEX

PARTS NAME INDEX

PARTS NAME INDEX

QTY	DESCRIPTION	REF. NO.
SCREW, lens fitting	39-10	
39-10	39-20	
39-10	42- 6	
SCREW, Pan head	7-14	
39-10	9-17	
39-10	10-15	
39-10	10-55	
39-10	10-57	
39-10	10-59	
39-10	10-61	
39-10	10-63	
39-10	10-65	
39-10	10-67	
39-10	10-70	
39-10	13-18	
39-10	13-21	
39-10	13-31	
39-10	14- 7	
39-10	14-11	
39-10	15- 4	
39-10	15-11	
39-10	26-25	
39-10	31- 3	
39-10	31-19	
39-10	40-23	
39-10	41- 7	
39-10	41-18	
39-10	43- 2	
39-10	43-27	
39-10	45- 2	
39-10	45- 8	
SCREW, Panhead tapping	40-26	
SCREW, rim adjusting	41- 9	
SCREW, tapping	32-10	
39-10	43-37	
SCREW, throttle	10- 7	
39-10	10-14	
SCREW, with washer	35-22	
SEAL, cylinder 1	1-16	
39-10	46- 4	
SEAL, dust	29- 9	
SEAL, steering	30- 2	
SEAL, valve stem	5- 8	
SEAT LOCK ASSY	32-19	
SEAT, base	42-11	
SEAT, spring	10-34	
SEAT, valve spring	5- 3	
SEGMENT	22- 3	

QTY	DESCRIPTION	REF. NO.
SENDER		40-2
SHAFT		23-14
SHAFT 1		17-2
SHAFT 2		17-17
SHAFT, brake Pedal		38-30
SHAFT, drive		28-32
SHAFT, Pivot		27-3
*-02		27-7
SHAFT, starter lever		10-8
SHIFT CAM ASSY		22-1
SHIFT LEVER ASSY		23-5
SHIFT SHAFT ASSY		23-1
SHIM, Pinion (0.10T)		20-19
SHIM, Pinion (0.15T)		20-19
SHIM, Pinion (0.20T)		20-19
SHIM, Pinion (0.30T)		20-19
SHIM, Pinion (0.40T)		20-19
SHIM, Pinion (0.50T)		20-19
SHIM, ring gear (0.25T)		28-20
SHIM, ring gear (0.30T)		28-20
SHIM, ring gear (0.35T)		28-20
SHIM, ring gear (0.40T)		28-20
SHIM, ring gear (0.45T)		28-20
SHIM, ring gear (0.50T)		28-20
SHIM, thrust (0.15T)		20-9
*-07		28-11
SHIM, thrust (0.20T)		20-9
SHIM, thrust (0.30T)		20-9
*-07		28-11
SHIM, thrust (0.40T)		20-9
*-07		28-11
SHIM, thrust (0.50T)		20-9
*-07		28-11
SHIM, thrust (0.60T)		28-11
SHOCK ABSORBER ASSY, rear		27-14
*-07		27-18
SLEEVE, caliper		34-7
*-02		34-15
SOCKET ASSY		40-6
SOCKET CORD ASSY		40-10
SOCKET, meter		40-3
SOCKET, Pilot light		41-6
SPACER		33-2
*-02		35-2
*-02		42-15
SPACER 1		18-32
SPEEDOMETER ASSY		40-1
SPEEDOMETER CABLE ASSY		40-31
SPINDLE, taper		29-8

QTY	DESCRIPTION	REF. NO.
SPRING	10-52	
*-01	YSSA XDUU SW	27-15
*-02	YSSA NOTIM	27-17
SPRING, clutch boss	18-9	
SPRING, compression	4-10	
*-01	YSSA XDUU SW	7-5
*-02	YSSA NOTIM	7-11
*-03		8-3
*-04		17-7
*-05	Handle 3	18-14
*-06	Handle 4	20-6
*-07	AFTER ASSY	28-38
*-08	AFTER CABLE ASSY	38-35
*-09		45-24
SPRING, diaphragm	10-51	
SPRING, front fork	29-11	
SPRING, Plunger	10-50	
SPRING, screw	41-10	
SPRING, tension	23-2	
*-01	(1)-00-13	27-13
*-02	(1)-00-13	35-14
*-03	1 valve	38-21
*-04	5 valve	38-26
*-05	BRACKET	38-27
*-06		38-38
SPRING, throttle stop	10-11	
*-01	valve	10-12
*-02	valve	10-13
SPRING, torsion	18-21	
*-01		23-4
*-02		23-6
SPRING, valve inner	5-5	
SPRING, valve outer	5-4	
SPROCKET, cam chain (32T)	4-3	
SPROCKET, drive (25T)	6-10	
SPROCKET, driven (38T)	6-2	
SPROCKET, starter 2	17-13	
STAND, main	38-18	
STAND, side	38-23	
STARTER CLUTCH OUTER ASSY	17-6	
STARTER SWITCH ASSY	43-6	
STARTING MOTOR ASSY	16-1	
STATOR ASSY	14-3	
*-01		16-2
STAY, engine 2	24-2	
STAY, headlight	30-19	
STAY, horn	24-10	
STAY, muffler	31-25	

PARTS NAME INDEX

QTY	DESCRIPTION	REF. NO.
1	STAY, rear	32-22
1	STEERING LOCK ASSY	30-10
1	STOP SWITCH ASSY	44- 4
1	STOPPER	21- 6
1	STOPPER LEVER ASSY	23- 3
1	STOPPER, main stand	32- 8
1	SWITCH	45-12
1	SWITCH, handle 3	45- 1
1	SWITCH, handle 4	45- 3
1	TACHOMETER ASSY	40- 5
1	TACHOMETER CABLE ASSY	40-32
1	TAG, caution	26-29
1	TAILLIGHT UNIT ASSY	42- 1
1	TERMINAL 1	43-15
1	TIRE (120/90-18 65H)	35-10
1	TIRE (3.25-19)	33-11
1	TOOL KIT	26-30
1	TUBE (3.00-19)	33-12
1	TUBE (4.00-18)	35-11
1	TUBE, outer 1	29- 3
1	TUBE, outer 2	29- 2
1	UNDER BRACKET COMP.	29-10
1	VALVE	31-16
1	VALVE, exhaust	5- 2
1	VALVE, intake	5- 1
1	WASHER	8- 4
1	WASHER, 1/8"	8-18
1	WASHER, 1/4"	10-10
1	WASHER, 3/8"	10-53
1	WASHER, 1/2"	10-54
1	WASHER, 3/4"	13-30
1	WASHER, 1"	14-13
1	WASHER, 1 1/2"	19- 3
1	WASHER, 2"	19-14
1	WASHER, 2 1/2"	19-17
1	WASHER, 3"	25-19
1	WASHER, 3 1/2"	33-14
1	WASHER, 4"	38- 8
1	WASHER, 4 1/2"	38-14
1	WASHER, 5"	41-27
1	WASHER, 5 1/2"	43- 4
1	WASHER, 6"	43-29
1	WASHER, 6 1/2"	43-34
1	WASHER, 7"	44- 7
1	WASHER, 7 1/2"	45- 5
1	WASHER, 8"	16- 8

PARTS NAME INDEX

QTY	DESCRIPTION	REF. NO.
1	WASHER, 2"	16-11
1	WASHER, lock	17- 4
1	WASHER, 1 1/2"	18-18
1	WASHER, 1 1/4"	27-11
1	WASHER, 1 1/2"	34- 2
1	WASHER, Plain	15- 5
1	WASHER, 1 1/2"	15-12
1	WASHER, 1 1/4"	25-12
1	WASHER, 1 1/2"	25-17
1	WASHER, 1 1/4"	30-26
1	WASHER, 1 1/2"	34-22
1	WASHER, 1 1/4"	40-16
1	WASHER, 1 1/2"	43-23
1	WASHER, 1 1/4"	44-22
1	WASHER, 1 1/2"	45- 6
1	WASHER, Plate	1-11
1	WASHER, 1 1/2"	1-12
1	WASHER, 1 1/4"	2- 7
1	WASHER, 1 1/2"	4-13
1	WASHER, 1 1/4"	4-19
1	WASHER, 1 1/2"	7-10
1	WASHER, 1 1/4"	8- 8
1	WASHER, 1 1/2"	9-24
1	WASHER, 1 1/4"	11- 8
1	WASHER, 1 1/2"	11-12
1	WASHER, 1 1/4"	11-16
1	WASHER, 1 1/2"	11-23
1	WASHER, 1 1/4"	11-27
1	WASHER, 1 1/2"	12-16
1	WASHER, 1 1/4"	12-18
1	WASHER, 1 1/2"	14- 9
1	WASHER, 1 1/4"	18- 5
1	WASHER, 1 1/2"	18-15
1	WASHER, 1 1/4"	18-24
1	WASHER, 1 1/2"	18-28
1	WASHER, 1 1/4"	19- 7
1	WASHER, 1 1/2"	19-22
1	WASHER, 1 1/4"	20-17
1	WASHER, 1 1/2"	23- 8
1	WASHER, 1 1/4"	23-18
1	WASHER, 1 1/2"	25-19
1	WASHER, 1 1/4"	26-13
1	WASHER, 1 1/2"	26-27
1	WASHER, 1 1/4"	27-22
1	WASHER, 1 1/2"	27-23
1	WASHER, 1 1/4"	28-17
1	WASHER, 1 1/2"	28-34
1	WASHER, 1 1/4"	29-24
1	WASHER, 1 1/2"	32-19

PARTS NAME INDEX

QTY	DESCRIPTION	REF. NO.
1	WASHER, Plate	30-15
1	WASHER, 1 1/2"	31-24
1	WASHER, 1 1/4"	35-17
1	WASHER, 1 1/2"	35-24
1	WASHER, 1 1/4"	35-30
1	WASHER, 1 1/2"	37-16
1	WASHER, 1 1/4"	38-20
1	WASHER, 1 1/2"	38-33
1	WASHER, 1 1/4"	39-11
1	WASHER, 1 1/2"	39-25
1	WASHER, 1 1/4"	40-19
1	WASHER, 1 1/2"	40-25
1	WASHER, 1 1/4"	41-19
1	WASHER, 1 1/2"	42-16
1	WASHER, 1 1/4"	44-11
1	WASHER, 1 1/2"	44-19
1	WASHER, 1 1/4"	45-14
1	WASHER, 1 1/2"	31-18
1	WASHER, 1 1/4"	41-22
1	WASHER, 1 1/2"	42-19
1	WASHER, 1 1/4"	9-22
1	WASHER, 1 1/2"	10-16
1	WASHER, 1 1/4"	10-56
1	WASHER, 1 1/2"	10-58
1	WASHER, 1 1/4"	10-60
1	WASHER, 1 1/2"	10-62
1	WASHER, 1 1/4"	10-64
1	WASHER, 1 1/2"	10-66
1	WASHER, 1 1/4"	10-68
1	WASHER, 1 1/2"	14- 8
1	WASHER, 1 1/4"	14-12
1	WASHER, 1 1/2"	24-12
1	WASHER, 1 1/4"	25- 3
1	WASHER, 1 1/2"	25- 8
1	WASHER, 1 1/4"	25-11
1	WASHER, 1 1/2"	25-20
1	WASHER, 1 1/4"	26-12
1	WASHER, 1 1/2"	26-17
1	WASHER, 1 1/4"	26-26
1	WASHER, 1 1/2"	27-10
1	WASHER, 1 1/4"	27-21
1	WASHER, 1 1/2"	28-42
1	WASHER, 1 1/4"	29-23
1	WASHER, 1 1/2"	30-23
1	WASHER, 1 1/4"	31- 4
1	WASHER, 1 1/2"	32- 7
1	WASHER, 1 1/4"	32-24
1	WASHER, 1 1/2"	34-21
1	WASHER, 1 1/4"	39- 5

PARTS NAME INDEX

DESCRIPTION	REF. NO.
WASHER, spring	35-31
"	37- 8
"	38-40
"	39-12
"	40-17
"	40-24
"	40-29
"	41- 8
"	41-26
"	43- 3
"	43- 8
"	43-28
"	44-10
"	44-18
"	45-21
WASHER, thrust	20- 8
WASHER, thrust (1.4T)	28-22
WASHER, thrust (1.5T)	28-22
WASHER, thrust (1.6T)	28-22
WASHER, thrust (1.7T)	28-22
WASHER, thrust (1.8T)	28-22
WASHER, thrust (1.9T)	28-22
WASHER, thrust (2.0T)	28-22
WASHER, thrust (2.1T)	28-22
WASHER, thrust (2.2T)	28-22
WASHER, thrust (2.3T)	28-22
WASHER, wave	28-25
"	31-18
WHEEL LOCK ASSY	28-28
WHEEL, starter	17-11
WIRE HARNESS ASSY	43-31
WIRE, earth lead	39-15
"	43-17
WIRE, minus lead	43-18
WIRE, plus lead	43-14

INDEX

(INDIVIDUAL SPEC.)

NUMERICAL INDEX

PART NO.	REF. NO.	PART NO.	REF. NO.
4K0-23101-10	49- 1	4K0-83350-40	51- 3
4K0-23110-00	49- 6		52- 3
3Y1-23111-00	49-15	1A0-83395-03	48- 4
3J2-23114-00	49-12		51- 4
122-23119-01	49-18		52- 4
4K0-23126-00	49- 3	457-84148-88	52- 8
122-23129-00	49-13	4E2-84303-F0	52- 1
4K0-23138-00	49- 2	4E2-84316-00	52- 2
4K0-23141-00	49-11	4E2-84321-G0	52- 4
3J2-23144-00	49- 9	447-84331-51	52- 9
3J2-23145-00	49- 5	447-84332-00	52-10
4A1-23156-00	49- 4	198-84334-80	52-11
509-23158-L0	49-14	4E2-84385-00	52- 3
3Y1-23168-00	49-16	4E2-84397-00	52- 5
4K0-23170-00	49- 7	90109-10473	50-12
1W1-23173-L0	49- 8	90109-10600	50- 8
278-23181-50	49-20	90119-08012	49-19
3J2-23183-00	49-17	90152-05005	52-12
4K0-23340-10	49-10	90201-08544	49-24
4G0-23356-00	49-21	90209-14138	50- 1
521-25188-00	50- 2	90506-18224	50- 9
4K0-26290-02	50- 5	90506-26225	50-10
4K0-26290-12	50- 4	90507-29009	50-13
1J7-26290-20	50- 6	92901-08100	49-23
1J7-26290-70	50- 7	92901-14200	50- 3
3Y1-27315-00	50-11	92902-05100	52- 8
3Y8-82508-00	48- 1	95311-08800	49-22
	51- 1	98501-05010	52- 7
	53- 1		
3Y8-82508-80	48- 2		
	51- 2		
	52- 2		
4K0-83310-50	47- 1		
4K0-83312-70	47- 8		
	47-13		
1A0-83312-K0	47- 3		
341-83313-70	47- 4		
	47- 9		
	47-14		
4K0-83330-50	47- 6		
116-83333-11	47- 5		
	47-10		
	47-15		
4K0-83340-50	47-11		
4K0-83350-20	48- 5		
	51- 5		
	52- 5		
4K0-83350-40	48- 3		

INDEX

(INDIVIDUAL SPEC)