



# **YAMAHA**

## **PARTS CATALOGUE**

### **XJ650H (4K1)**

214K1-7C052

**A2**



A3

# FOREWORD

This Parts Catalogue is related to the parts in use for the Yamaha XJ650H (4K1).  
When you are ordering replacement parts for the XJ650H (4K1), refer to this Parts Catalogue and quote both part numbers and part names correctly.

- Modifications or additions which have been made after issue of the Parts Catalogue will be announced in the Yamaha Parts News.  
It is advisable that according to the Yamaha Parts News you make necessary corrections to the Parts Catalogue on hand to keep it up-to-date.

## 2. Abbreviations

The following abbreviations are used in this Parts Catalogue.

- U.R. Use size (thickness) and/or number as required.
- U.N. Use as many as you need.
- A.P. Alternate Parts
- L.M. Local Made
- F# Frame No. (Applicable machine No.)

- The parts marked with (\*) in the parts number column of this Catalogue are not supplied with by Yamaha, those have to be found locally.

- Parts, which are to be supplied in the form of assemblies, are listed with an indentation of one letter's space and a dot (.) is put against the name of each part.

**EXAMPLE** CARBURETOR ASS'Y  
     .JET, pilot  
     .NOZZLE, main

## 5. Indication of No. of constituent parts for assembly

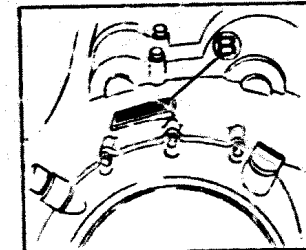
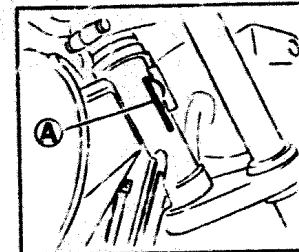
The numeral appearing to the right of each constituent part under the description indicates the quantity of such parts for each individual assembly unit.

### EXAMPLE

Part No.	Description	Q'ty	Remarks
2F5-83310-60	FRONT FLASHER LIGHT ASS'Y	2	
115-83311-60	BULB (8V 18W)	1	
1M1-83302-60	REFLECTOR	1	

## 6. Initial Serial No. and Color Code

(A) Frame Serial No.	4K1-000101 and following
(B) Engine Serial No.	4K1-000101 and following



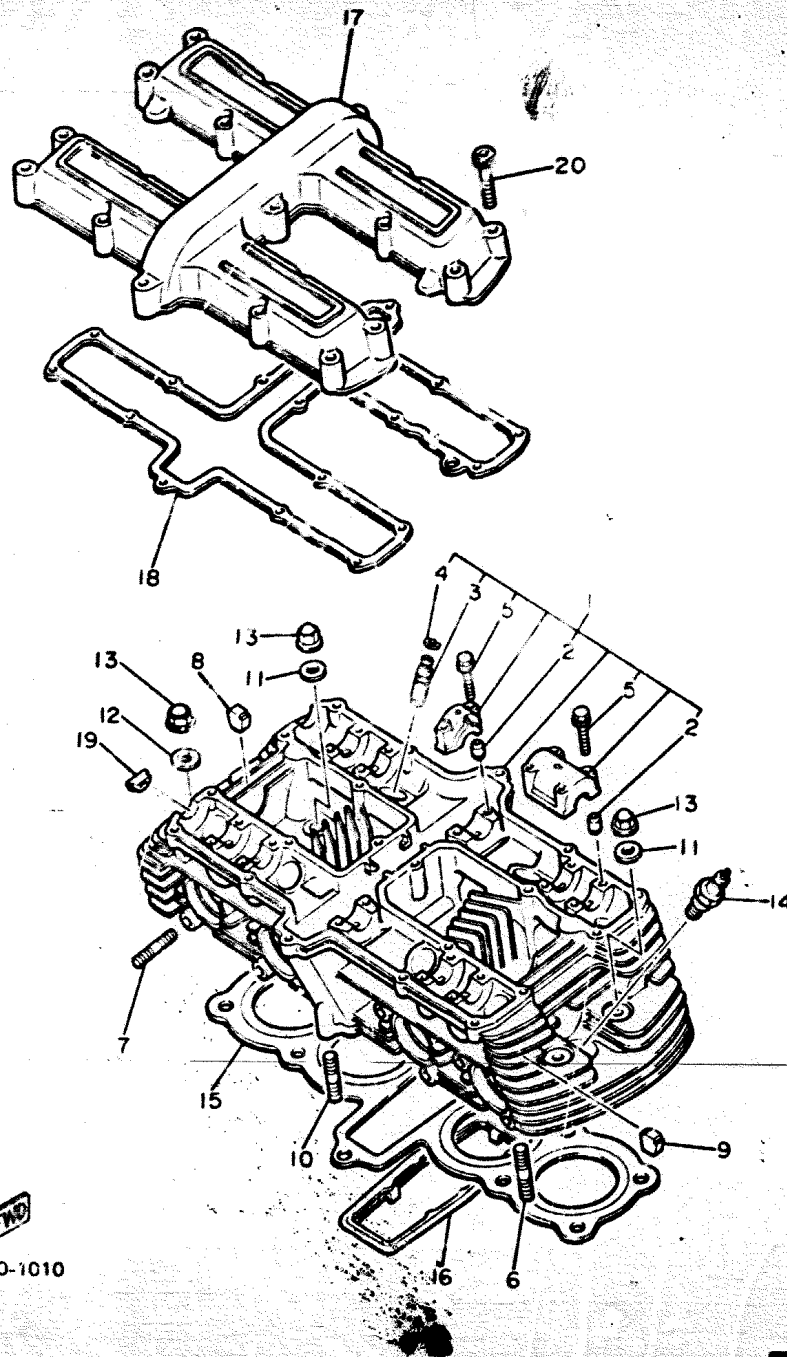
Color Code	Color Name	Abbreviate
29	CANDY BLUE	CB
4H	CARDINAL RED	CDR

- Applicable colors of graphics are represented in the "Remarks" column by the letter(s) appropriately picked out of the full word(s) showing such colors.

### EXAMPLE

Part No.	Description	Q'ty	Remarks
2N4-24110-00-X5	FUEL TANK COMP.	1	MAXIM RED
3J1-24240-10	GRAPHIC, fuel tank set	1	for MXR

FIG. 1 CYLINDER HEAD

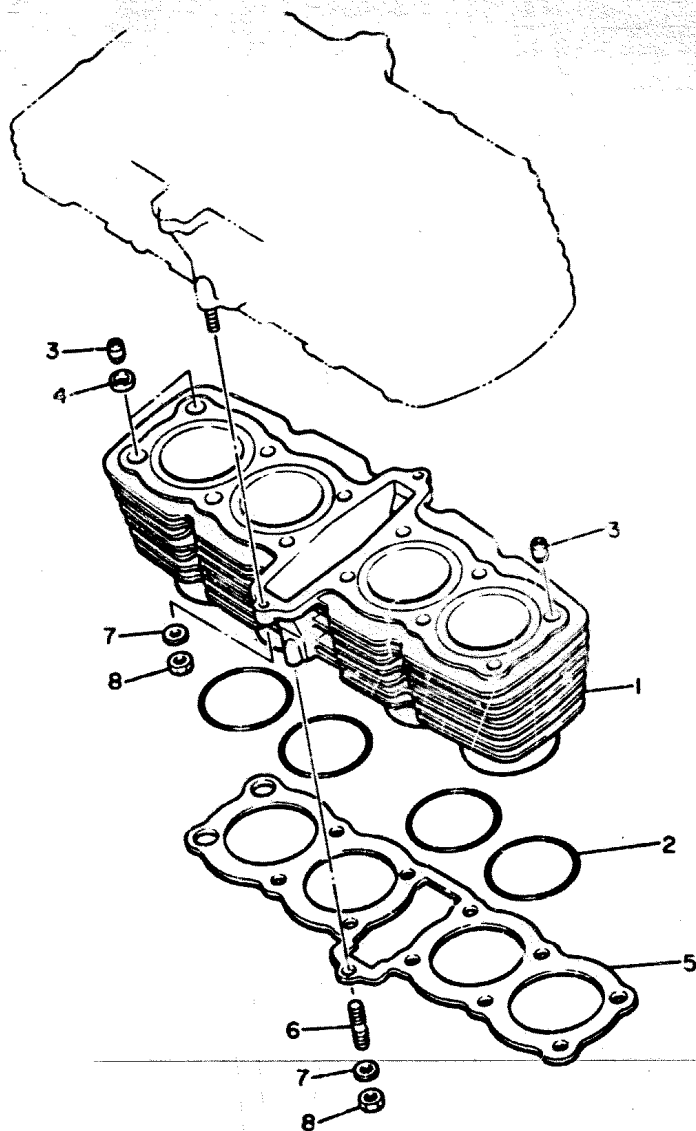


REF. NO.	PART NO.	DESCRIPTION	Q'TY	REMARKS
1	4K0-11110-00	CYLINDER HEAD ASSY	1	
2	91810-18016	.PIN, dowel	12	
3	4H7-11133-10	.GUIDE, intake valve (1ST D/S)	8	
4	93440-12052	.CIRCLIP	8	
5	90105-06153	.BOLT, washer based	20	
6	95621-08325	BOLT, stud	1	
7	95611-06630	BOLT, stud	8	
8	434-11161-00	ABSORBER 1	8	
9	4H7-11161-00	ABSORBER 1	14	
10	95621-08335	BOLT, stud	1	
11	90201-11597	WASHER, Plate	10	
12	90201-10128	WASHER, Plate	2	
13	90179-10277	NUT	12	
14	94701-00117	PLUG, sPark (NGK BP-7ES)	1	
15	4H7-11181-02	GASKET, cylinder head 1	1	
16	4H7-11355-00	SEAL, cylinder 1	1	
17	4K0-11191-00	COVER, cylinder head 1	1	
18	4H7-11193-00	GASKET, head cover 1	1	
19	1J7-11138-00	PLUG	2	
20	91316-06035	BOLT	20	



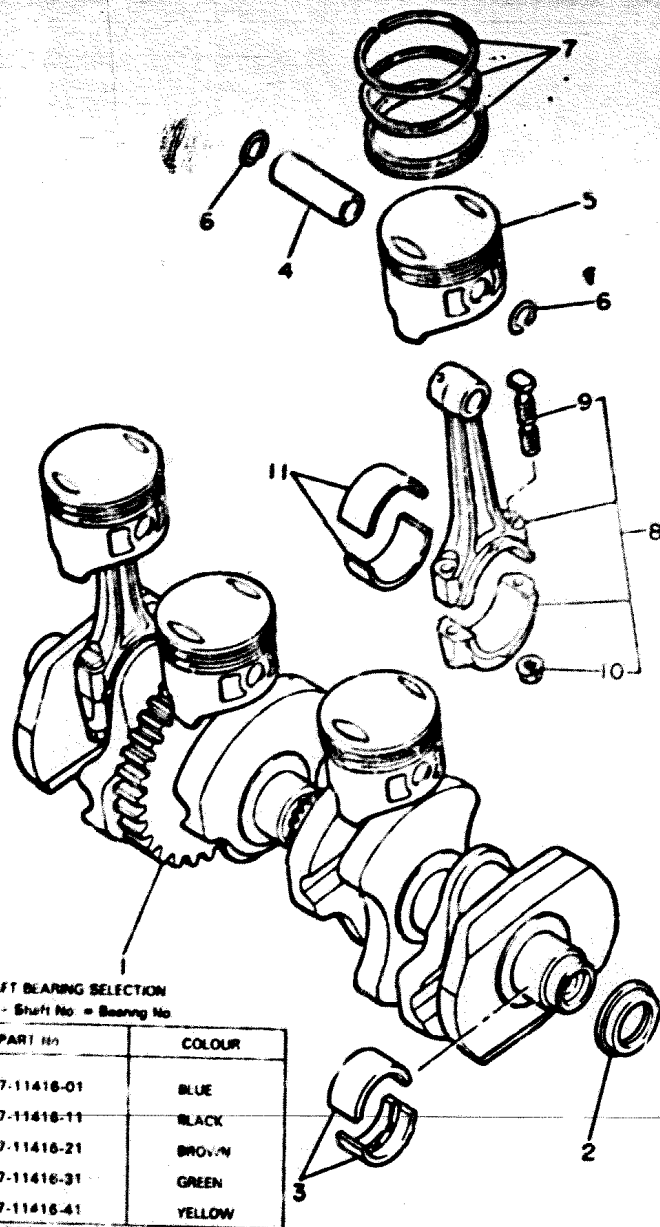
FIG. 2 CYLINDER

REF. NO.	PART NO.	DESCRIPTION	Q'TY	REMARKS
1	4K0-11310-00	CYLINDER	1	
2	93210-69434	O-RING	4	
3	91830-24016	PIN, dowel	4	
4	90430-14131	GASKET	2	
5	4H7-11351-00	GASKET, cylinder	1	
6	95621-08330	BDLT, stud	1	
7	90201-08382	WASHER, Plate	3	
8	95311-08600	NUT	3	



4H7110-0020

B3



4H7110-0030

CRANKSHAFT BEARING SELECTION  
Housing No. - Shaft No. = Bearing No.

BEARING No	PART No	COLOUR
BEARING 1	4H7-11416-01	BLUE
BEARING 2	4H7-11416-11	BLACK
BEARING 3	4H7-11416-21	BROWN
BEARING 4	4H7-11416-31	GREEN
BEARING 5	4H7-11416-41	YELLOW

CONNECTING ROD BEARING SELECTION  
Housing No. - Shaft No. = Bearing No.

BEARING No	PART No	COLOUR
BEARING 1	4H7-11656-01	BLUE
BEARING 2	4H7-11656-11	BLACK
BEARING 3	4H7-11656-21	BROWN
BEARING 4	4H7-11656-31	GREEN

FIG. 3 CRANKSHAFT.PISTON

REF. NO.	PART NO.	DESCRIPTION	Q'TY	REMARKS
1	4H7-11411-10	CRANKSHAFT	1	
2	93101-32088	OIL SEAL	1	
3	4H7-11416-01	PLANE BEARING, crankshaft 1	10	UR blue
	4H7-11416-11	PLANE BEARING, crankshaft 1	10	UR black
	4H7-11416-21	PLANE BEARING, crankshaft 1	10	UR brown
	4H7-11416-31	PLANE BEARING, crankshaft 1	10	UR green
	4H7-11416-41	PLANE BEARING, crankshaft 1	10	UR yellow
4	4H7-11633-00	PIN, Piston	4	
5	4H7-11631-00	PISTON (STD)	4	UR
	4H7-11635-00	PISTON (1ST O/S 0.25MM)	4	AP
	4H7-11636-00	PISTON (2ND O/S 0.50MM)	4	AP
	4H7-11637-00	PISTON (3RD O/S 0.75MM)	4	AP
	4H7-11638-00	PISTON (4TH O/S 1.00MM)	4	AP
6	93450-17044	CIRCLIP	8	
7	4H7-11610-00	PISTON RING SET (STD)	4	UR
	4H7-11610-10	PISTON RING SET (1ST O/S)	4	AP
	4H7-11610-20	PISTON RING SET (2ND O/S)	4	AP
	4H7-11610-30	PISTON RING SET (3RD O/S)	4	AP
	4H7-11610-40	PISTON RING SET (4TH O/S)	4	AP
8	4H7-11655-00	CONNECTING ROD ASSY	4	
9	4H7-11654-00	BOLT, connecting rod	2	
10	90179-07307	NUT	2	
11	4H7-11656-01	PLANE BEARING, connecting rod	8	UR
	4H7-11656-11	PLANE BEARING, connecting rod	8	UR
	4H7-11656-21	PLANE BEARING, connecting rod	8	UR
	4H7-11656-31	PLANE BEARING, connecting rod	8	UR

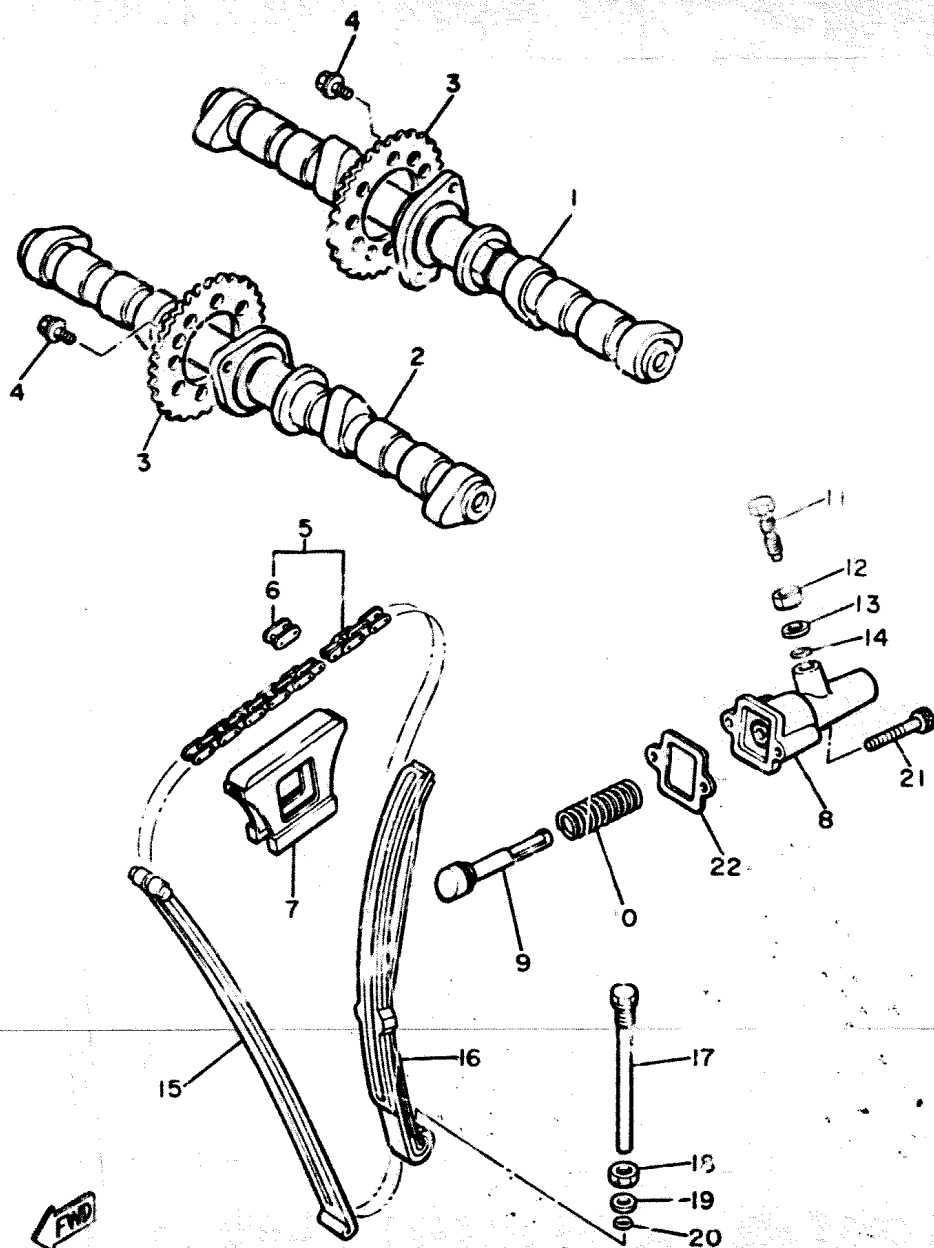
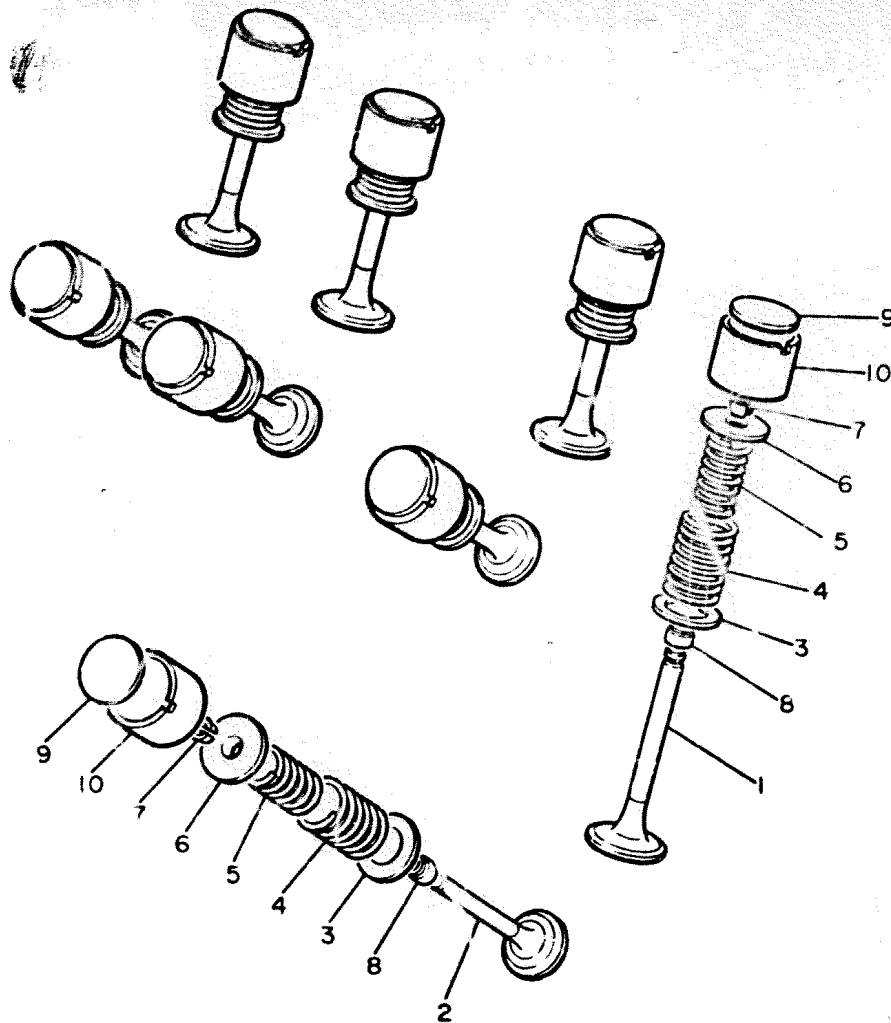


FIG. 4 CAMSHAFT.CHAIN

REF. NO.	PART NO.	DESCRIPTION	Q'TY	REMARKS
1	4K0-12171-00	CAMSHAFT 1	1	
2	4K0-12181-00	CAMSHAFT 2	1	
3	4H7-12176-01	SPROCKET, cam chain (32T)	2	
4	90105-07087	BOLT, washer based	4	
5	94500-02120	CHAIN (BF05M-120L)	1	
6	94600-02001	JOINT, chain	1	tsubakimoto
7	4H7-12241-00	GUIDE, stopper 2	1	
8	4K0-12212-00	CASE, chain tensioner	1	
9	4H7-12217-01	ROD, chain tensioner	1	
10	90501-16417	SPRING, compression	1	
11	90109-08442	BOLT	1	
12	95301-08700	NUT	1	
13	92901-06600	WASHER, Plate	1	
14	93210-06001	O-RING	1	
15	4H7-12251-00	DAMPER, chain 1	1	
16	4H7-12252-00	DAMPER, chain 2	1	
17	90109-10570	BOLT	1	
18	95301-10700	NUT	1	
19	92901-06600	WASHER, Plate	1	
20	93210-08006	O-RING	1	
21	91311-06040	BOLT	2	
22	4H7-12213-00	GASKET, tensioner case	1	

4H7110-0040

FIG. 5 VALVE



REF. NO.	PART NO.	DESCRIPTION	Q'TY	REMARKS
1	4H7-12111-00	VALVE, intake	4	
2	4H7-12121-00	VALVE, exhaust	4	
3	4H7-12116-00	SEAT, valve spring	8	
4	4H7-12114-00	SPRING, valve outer	8	
5	4H7-12113-00	SPRING, valve inner	8	
6	2F3-12117-00	RETAINER valve spring	8	
7	1J7-12118-00	COTTER, valve	16	
8	1J7-12119-01	SEAL, valve stem	8	
9	1J7-12169-01	PAD, adjusting (2.00)	8	UR
	1J7-12169-11	PAD, adjusting (2.05)	8	UR
	1J7-12169-21	PAD, adjusting (2.10)	8	UR
	1J7-12169-31	PAD, adjusting (2.15)	8	UR
	1J7-12169-41	PAD, adjusting (2.20)	8	UR
	1J7-12169-51	PAD, adjusting (2.25)	8	UR
	1J7-12169-61	PAD, adjusting (2.30)	8	UR
	1J7-12169-71	PAD, adjusting (2.35)	8	UR
	1J7-12169-81	PAD, adjusting (2.40)	8	UR
	1J7-12169-91	PAD, adjusting (2.45)	8	UR
	1J7-12169-A1	PAD, adjusting (2.50)	8	UR
	1J7-12169-E1	PAD, adjusting (2.55)	8	UR
	1J7-12169-F1	PAD, adjusting (2.60)	8	UR
	1J7-12169-G1	PAD, adjusting (2.65)	8	UR
	1J7-12169-H1	PAD, adjusting (2.70)	8	UR
	1J7-12169-J1	PAD, adjusting (2.75)	8	UR
	1J7-12169-K1	PAD, adjusting (2.80)	8	UR
	1J7-12169-L1	PAD, adjusting (2.85)	8	UR
	1J7-12169-M1	PAD, adjusting (2.90)	8	UR
	1J7-12169-N1	PAD, adjusting (2.95)	8	UR



4H7110-0050

B6

FIG. 5 VALVE

REF. NO.	PART NO.	DESCRIPTION.	Q'TY	REMARKS
9	1J7-12169-R.	PAD, adjusting (3.00)	8	UR
	1J7-12169-T1	PAD, adjusting (3.05)	8	U1.
	1J7-12169-U1	PAD, adjusting (3.10)	8	UR
	1J7-12169-V1	PAD, adjusting (3.15)	8	UR
	1J7-12169-W1	PAD, adjusting (3.20)	8	UR
10	4H7-12153-01	LIFTER, valve	8	

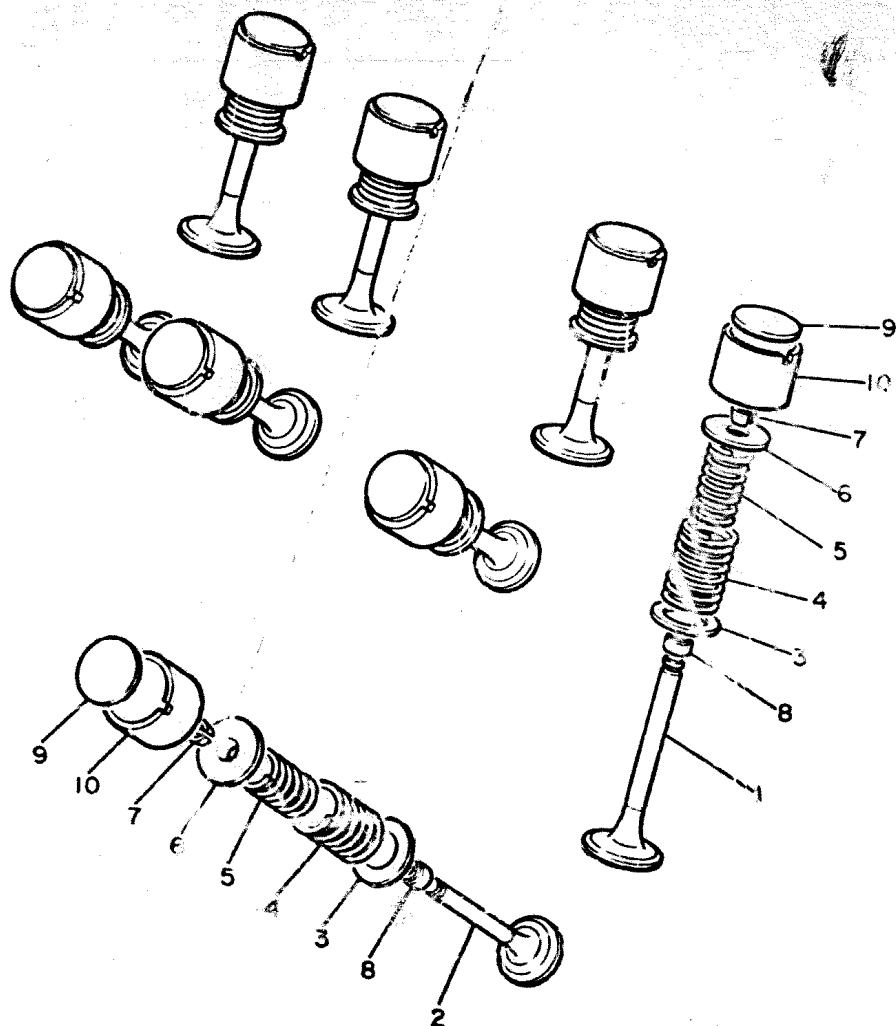
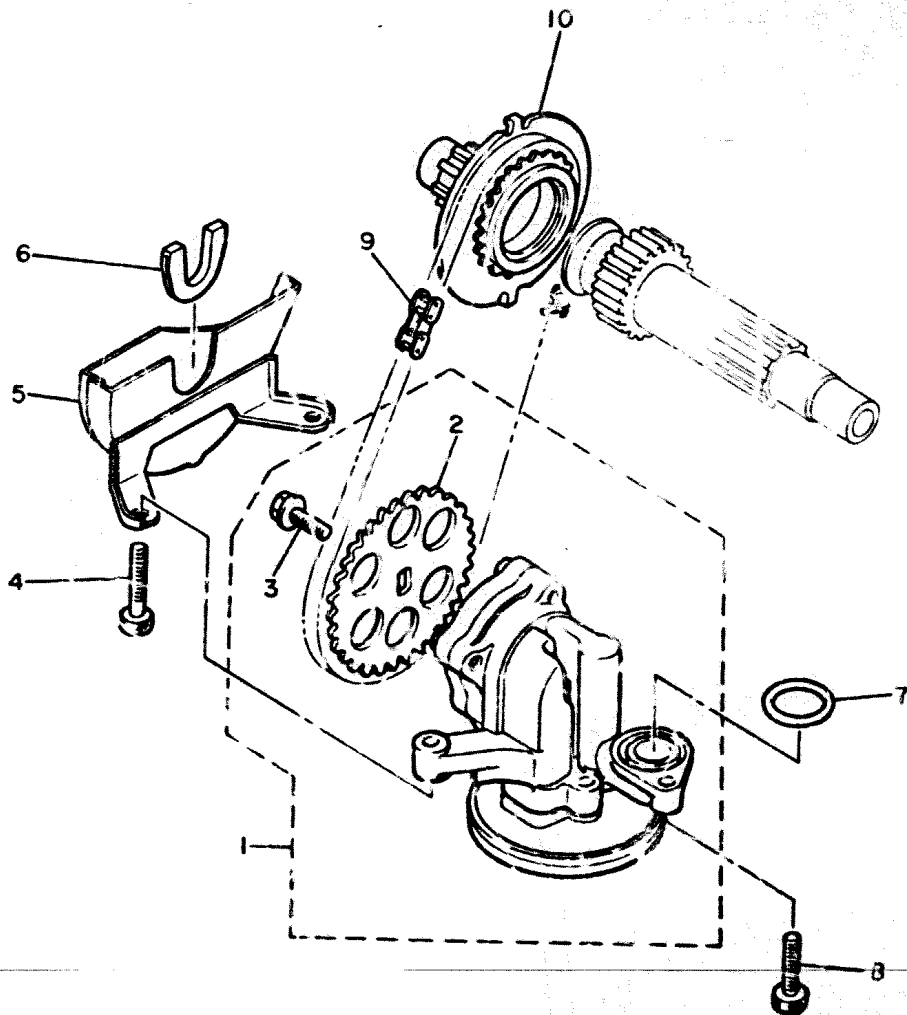


FIG. 6 OIL PUMP

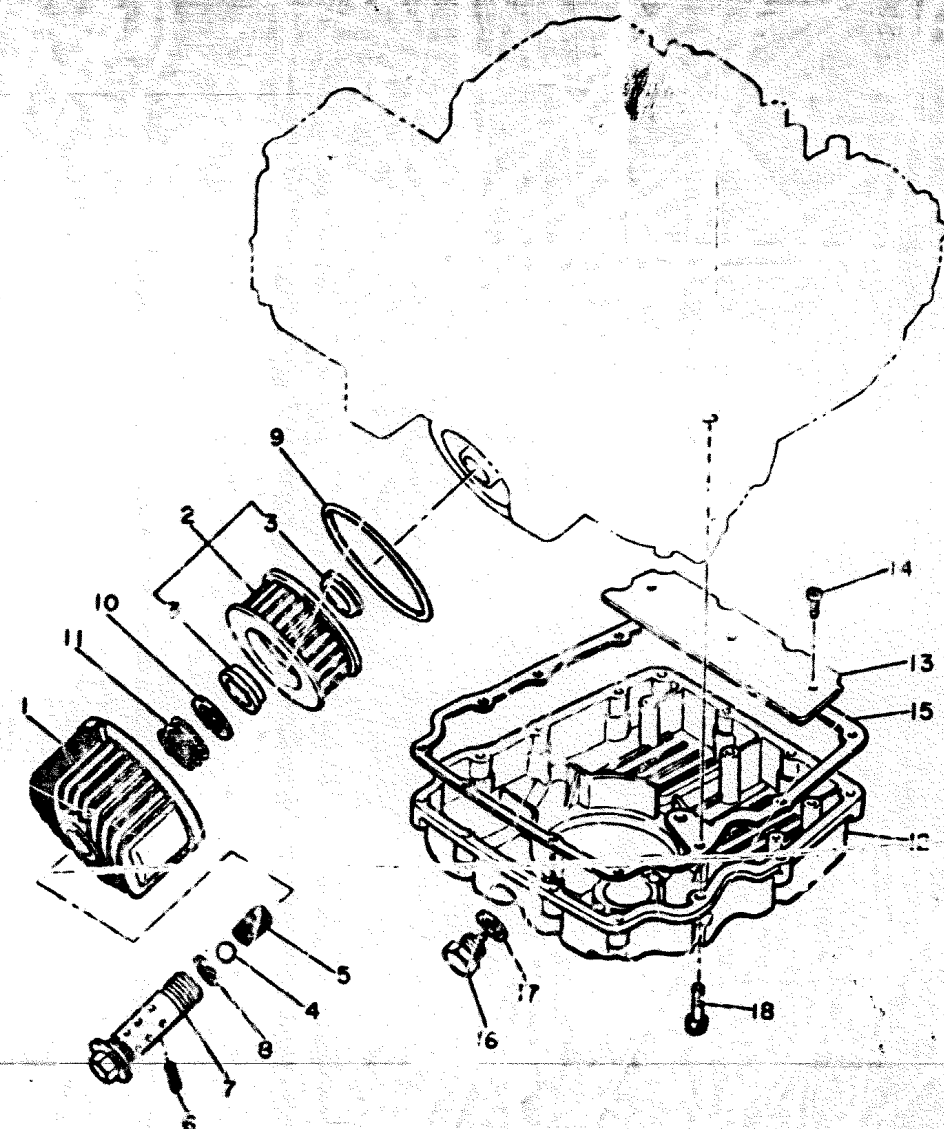
REF. NO.	PART NO.	DESCRIPTION	Q'TY	REMARKS
1	4H7-13300-00	OIL PUMP ASSY	1	
2	4H7-13355-00	SPROCKET, driven (38T)	1	
3	90105-06154	BOLT, washer based	1	
4	90110-06035	BOLT, hexagon socket head	2	
5	4H7-13327-00	COVER, Pump Gear	1	
6	4H7-13328-00	GROMMET, Gear cover	1	
7	93210-18319	O-RING	1	
8	91316-06025	BOLT	1	
9	94580-25066	CHAIN	1	
10	4H7-13354-00	SPROCKET, drive (25T)	1	



4H7110-0060

FIG. 7 OIL CLEANER

REF. NO.	PART NO.	DESCRIPTION	Q'TY	REMARKS
1	4K0-13417-00	COVER, oil element	1	
2	1L9-13441-10	ELEMENT, oil cleaner	1	
3	90480-23193	GROMMET	2	
4	93501-02018	BALL	1	
5	90501-12413	SPRING, compression	1	
6	91609-20018	PIN, spring	1	
7	90401-2005E	BOLT, union	1	
8	93210-16325	O-RING	1	
9	93210-88324	O-RING	1	
10	90201-21608	WASHER, plate	1	
11	90501-20422	SPRING, compression	1	
12	4H7-13417-01	COVER, strainer	1	
13	4H7-13337-00	PLATE, baffle lower	1	
14	92501-06010	SCREW, Pan head	3	
15	4H7-13414-00	GASKET, strainer cover	1	
16	90340-14042	PLUG, straight screw	1	
17	214-11198-01	GASKET	1	
18	91316-06030	BOLT	13	





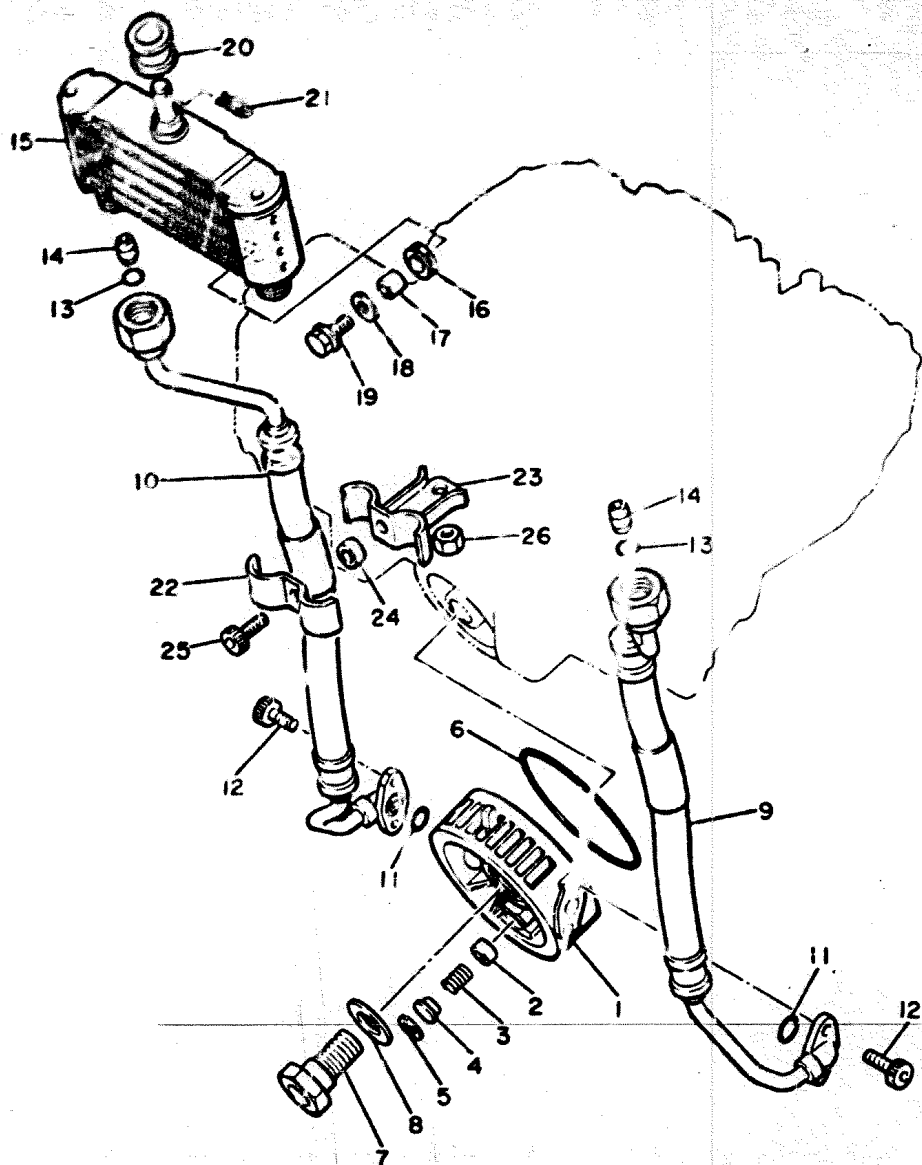


FIG. 8 OIL COOLER

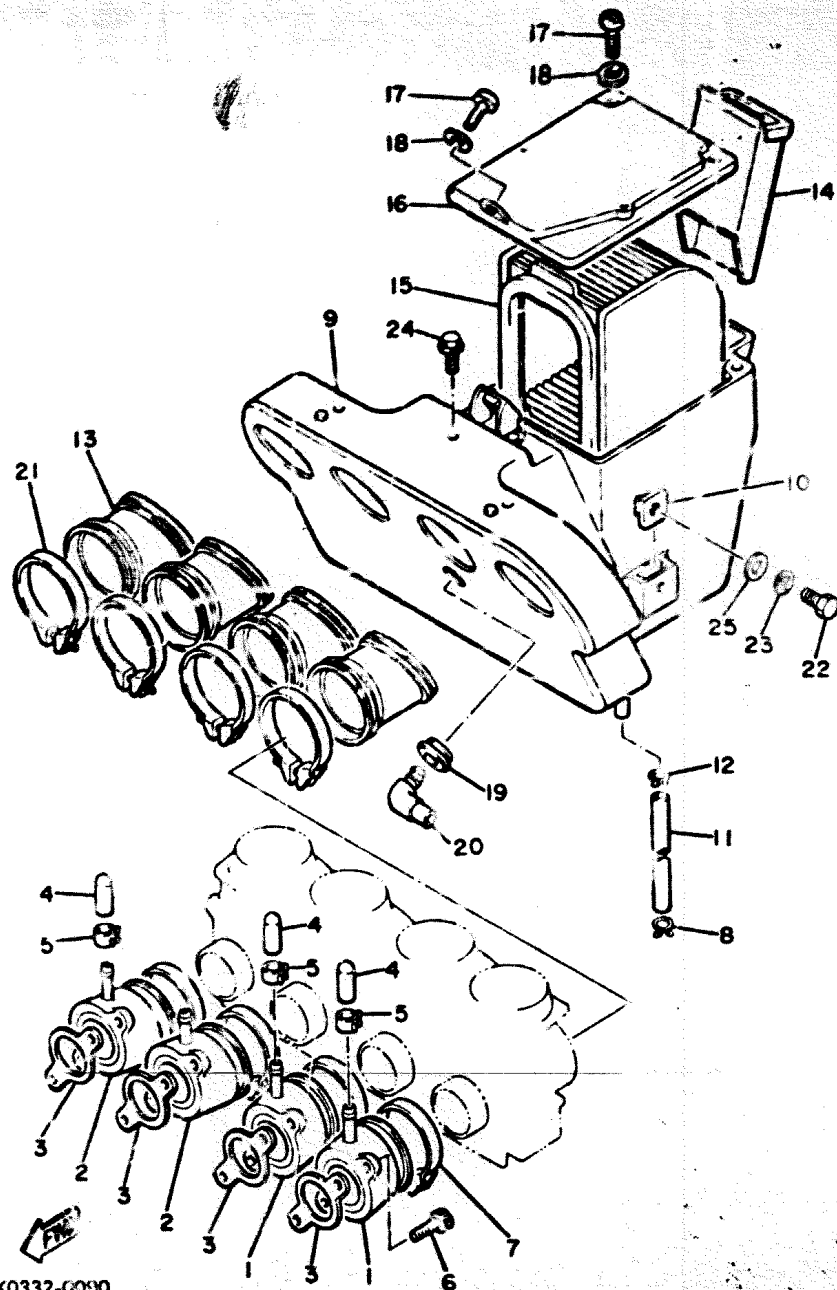
REF. NO.	PART NO.	DESCRIPTION	Q'TY	REMARKS
1	4K0-13461-00	PLATE, sampler	1	
2	2H9-13493-00	PLUNGER	1	
3	90501-12413	SPRING, compression	1	
4	90209-06173	WASHER	1	
5	93420-17046	CIRCLIP	1	
6	93210-88324	O-RING	1	
7	90401-20053	BOLT, union	1	
8	90201-25526	WASHER, plate	1	
9	4K0-13464-00	HOSE, oil 1	1	
10	4K0-13465-00	HOSE, oil 2	1	
11	93210-10197	O-RING	2	
12	91316-06016	BOLT	4	
13	93210-12152	O-RING	2	
14	91810-08016	PIN, dowel	2	
15	4K0-13470-00	OIL COOLER ASSY	1	
16	90480-15235	GROMMET	2	
17	90387-060A7	COLLAR	2	
18	90209-06174	WASHER	2	
19	95826-06020	BOLT, flange	2	
20	90480-16284	GROMMET	1	
21	90468-16022	CLIP	1	
22	90462-10066	CLAMP	1	
23	90462-10067	CLAMP	1	
24	90387-07038	COLLAR	1	
25	91316-06025	BOLT	1	
26	95311-08700	NUT	1	



4K0332-0080

B10

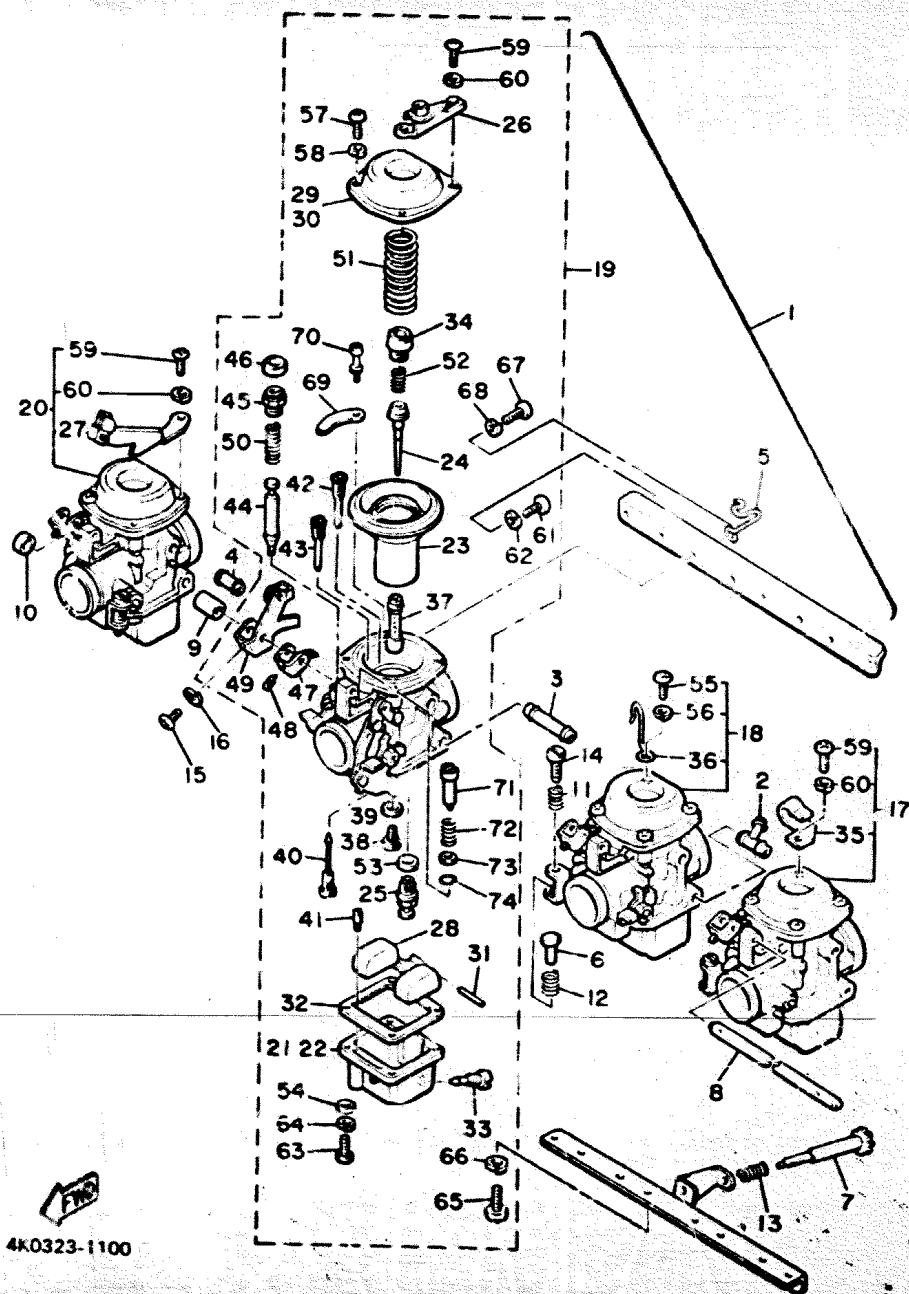
FIG. 9 INTAKE



REF. NO.	PART NO.	DESCRIPTION	Q'TY	REMARKS
1	4H7-13586-01	JOINT, carburetor 1	2	
2	4H7-13596-01	JOINT, carburetor 2	2	
3	4H7-13556-01	GASKET, manifold	4	
4	1J7-13569-00	PLUG, blind	3	
5	90437-10039	CLIP	3	
6	91316-06020	BOLT	8	
7	90460-49160	CLAMP, hose	4	
8	90467-09006	CLIP	1	
9	4H7-14401-00	AIR CLEANER CASE ASSY	1	
10	4H7-14484-00	PLATE, cleaner case fitting	1	
11	90445-11182	HOSE	1	
12	90467-09006	CLIP	1	
13	4H7-14453-00	JOINT, air cleaner 1	4	
14	4H7-14437-00	DUCT	1	
15	4H7-14451-00	ELEMENT, air cleaner	1	
16	4H7-14412-00	CAP, cleaner case 1	1	
17	92501-06012	SCREW, Pan head	3	
18	92901-06200	WASHER, Plate	3	
19	90480-16278	GROMMET	1	
20	4H7-14419-00	PIPE	1	
21	90460-56105	CLAMP, hose	4	
22	97301-06018	BOLT	1	
23	92901-06100	WASHER, spring	1	
24	90119-06029	BOLT, with washer	1	
25	90201-06067	WASHER, Plate	1	

4K0332-0090

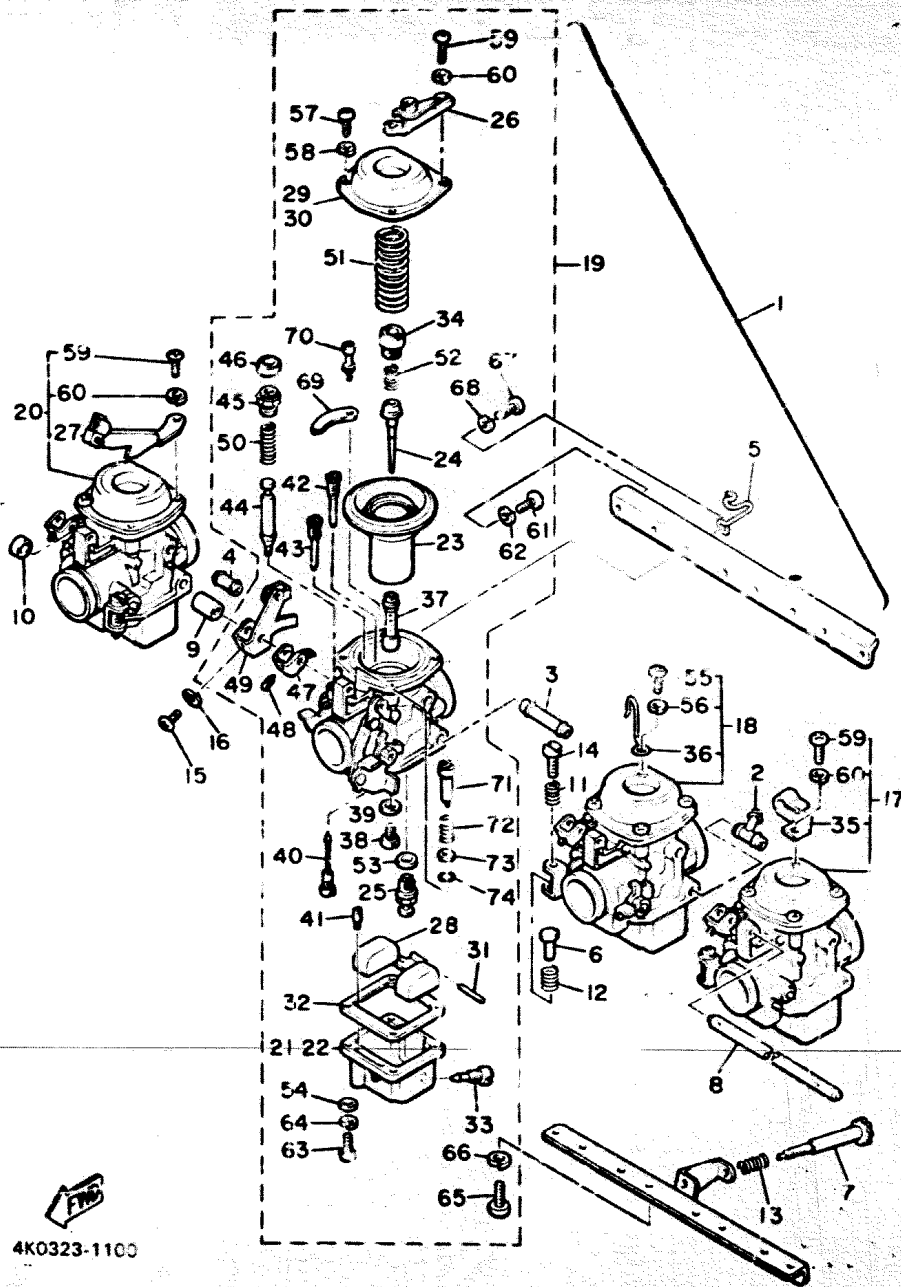
FIG. 10 CARBURETOR



REF. NO.	PART NO.	DESCRIPTION	Q'TY	REMARKS
1	4K0-14900-00	CARBURETOR ASSY	1	
2	4H7-14981-00	PIPE, starter connecting	1	
3	4H7-14188-00	CONNECTOR	1	
4	4H7-14189-00	CONNECTOR	1	
5	4H7-14919-00	CLIP	1	
6	4H7-14992-00	ROD	3	
7	3J3-14122-00	SCREW, throttle	1	
8	4H7-14978-00	SHAFT, starter lever	1	
9	4H7-14998-00	BUSH	1	
10	4H7-14973-00	WASHER	1	
11	4H7-14133-00	SPRING, throttle stop	3	
12	4H7-14934-00	SPRING, throttle stop	3	
13	3J3-14934-00	SPRING, throttle stop	1	
14	4H7-14922-00	SCREW, throttle	3	
15	98502-03016	SCREW, Pan head	1	
16	92901-03100	WASHER, spring	1	
17	4H7-14901-00	CARBURETOR ASSY 1	1	
18	4H7-14902-00	CARBURETOR ASSY 2	1	
19	4H7-14903-00	CARBURETOR ASSY 3	1	
20	4H7-14904-00	CARBURETOR ASSY 4	1	
21	4H7-14981-00	BODY, float chamber (1,2)	2	
22	4H7-14982-00	BODY, float chamber (3,4)	2	
23	4H7-14940-00	DIAPHRAGM ASSY	4	
24	4H7-14917-11	JET, needle	4	
25	4H7-14990-00	NEEDLE VALVE ASSY	4	
26	4H7-14926-00	BRACKET, throttle 1	1	
27	4H7-14995-00	BRACKET	1	
28	4H7-14985-00	FLOAT	4	

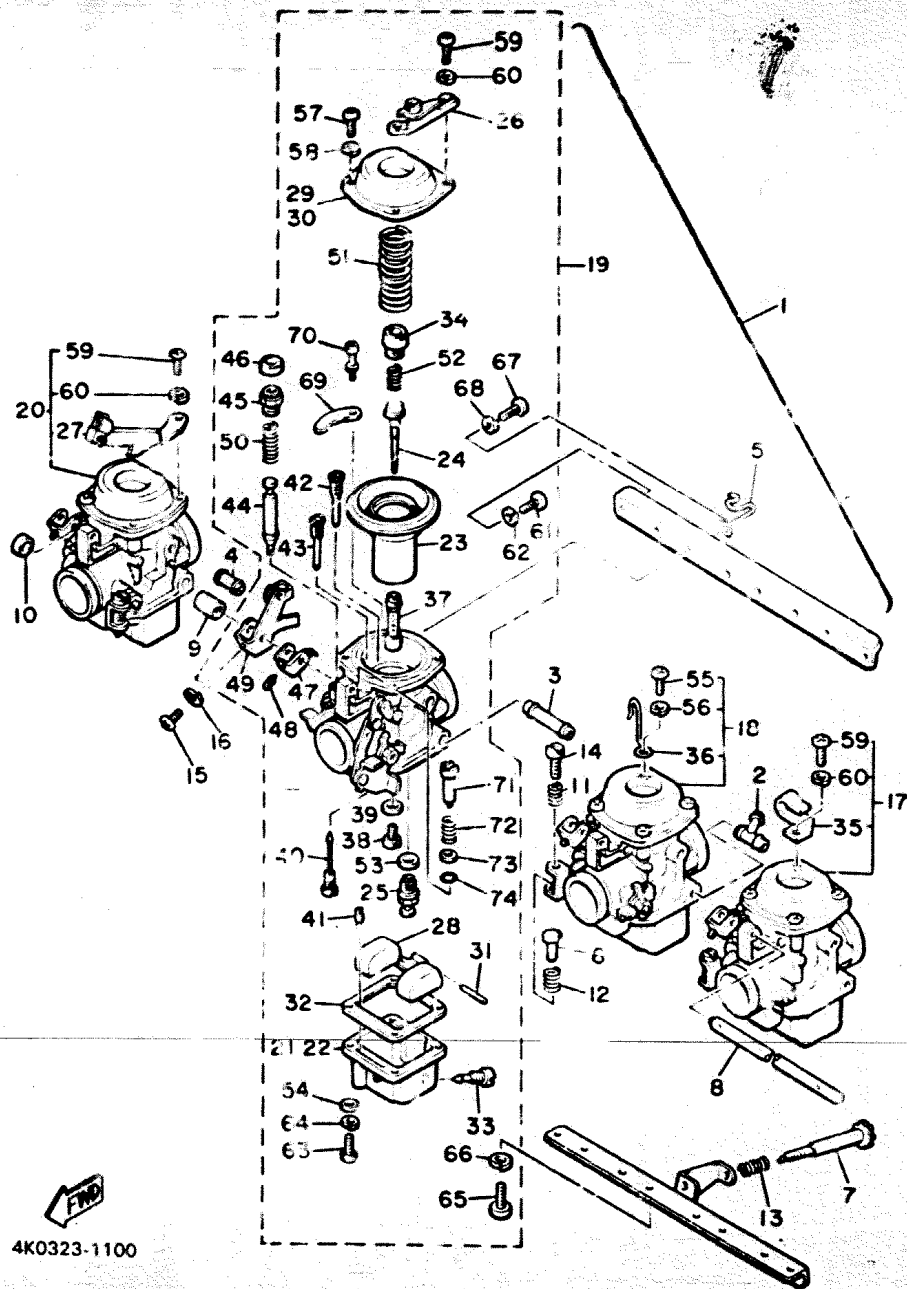
4K0323-1100

FIG. 10 CARBURETOR



REF. NO.	PART NO.	DESCRIPTION	Q'TY	REMARKS
29	4H7-14958-00	..COVER, diaPhr&m (1,4)	2	
30	4H8-14958-00	..COVER, diaPhr&m (2,3)	2	
31	4H7-14186-00	..PIN, float	4	
32	4H7-14984-00	..GASKET, float chamber	1	
33	4H7-14191-00	..PLUG, drain	4	
34	4H7-14936-00	..SEAT, sPring	4	
35	4H7-14159-00	..CLIP	1	
36	4H7-14139-00	..CLIP, Pipe	1	
37	4H7-14921-32	..NOZZLE, main	4	
38	4H7-14925-10	..JET, main (\$110)	4	
39	4H7-14945-00	..WASHER, main Jet	4	
40	4H7-14948-45	..JET, Pilot (\$45)	4	
41	4H7-14961-40	..JET, starter (\$40)	4	
42	4H7-14928-11	..JET, main air (\$55)	4	
43	4H7-14949-39	..JET, Pilot air (\$195)	4	
44	4H7-14171-00	..PLUNGER, starter	4	
45	4H7-14174-00	..CAP, Plunger	4	
46	4H7-14173-00	..COVER, Plunger cap	4	
47	4H7-14975-00	..LEVER, starter 1	4	
48	4H7-14991-00	..SCREW	4	
49	4H7-14976-00	..LEVER, starter 2	1	
50	4H7-14135-00	..SPRING, Plunger	4	
51	4H7-14933-00	..SPRING, diaPhr&m	4	
52	4H7-14589-00	..SPRING	4	
53	4H7-14952-00	..WASHER	4	
54	4H7-14955-00	..WASHER	16	
55	98501-04010	..SCREW, Pan head	1	
56	92902-04100	..WASHER, sPring	1	

FIG. 10 CARBURETOR



REF. NO.	PART NO.	DESCRIPTION	Q'TY	REMARKS
57	98502-04008	..SCREW, Pan head	10	
58	92902-04100	..WASHER, sPring	10	
59	98501-04010	..SCREW, Pan head	5	
60	92902-04100	..WASHER, sPring	5	
61	98501-05010	..SCREW, Pan head	3	
62	92902-05100	..WASHER, sPring	3	
63	98501-05016	..SCREW, Pan head	16	
64	92902-05100	..WASHER, sPring	16	
65	92501-06012	..SCREW, Pan head	4	
66	92902-06100	..WASHER, sPring	4	
67	98502-05012	..SCREW, Pan head	1	
68	92902-05100	..WASHER, sPring	1	
69	4H7-14527-00	..PLATE	4	
70	4H7-14325-00	..SCREW, Pan head	4	
71	4H7-14923-00	..SCREW, Pilot	4	
72	4H7-14134-00	..SPRING, air adjusting	4	
73	4H7-14962-00	..WASHER	4	
74	4H7-14147-00	..O-RING	4	

4K0323-1100

B14

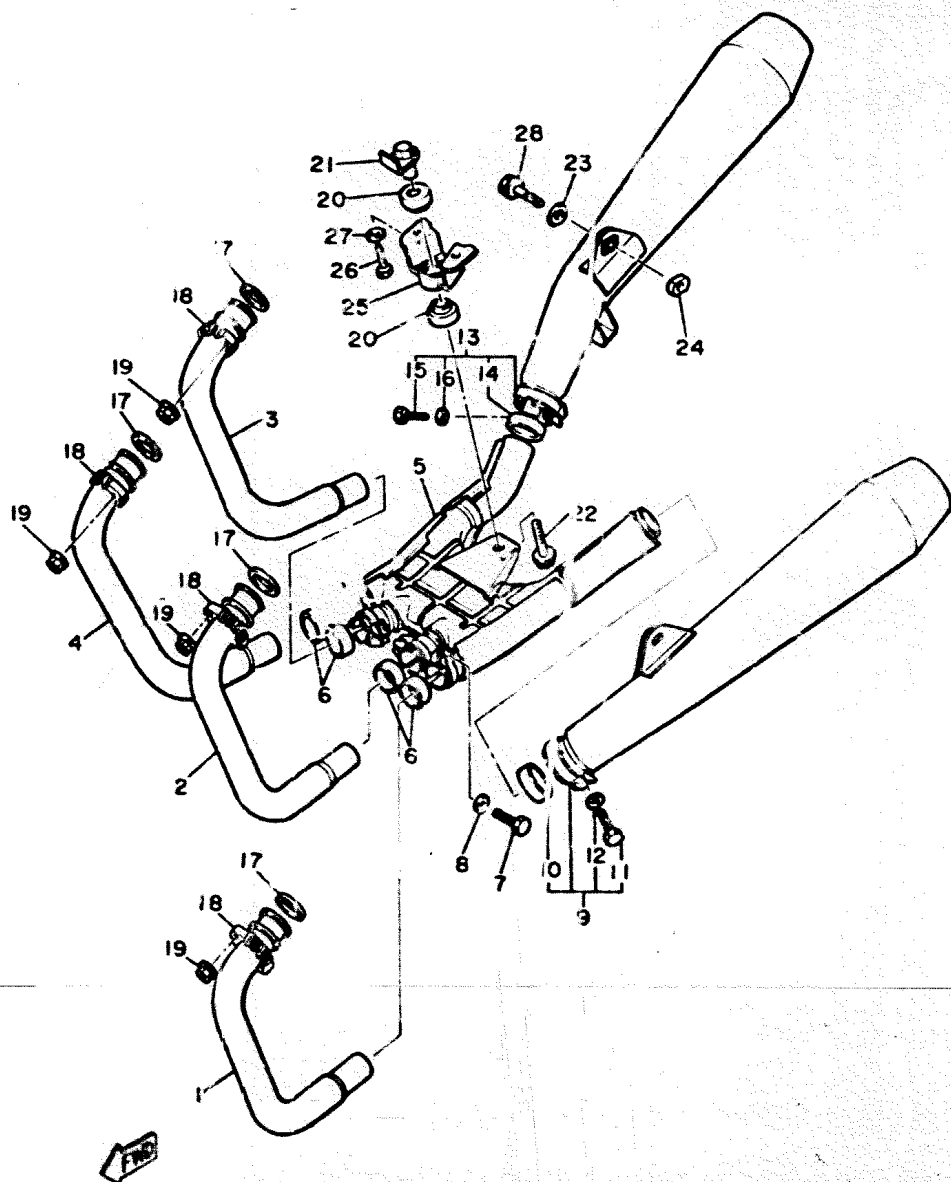
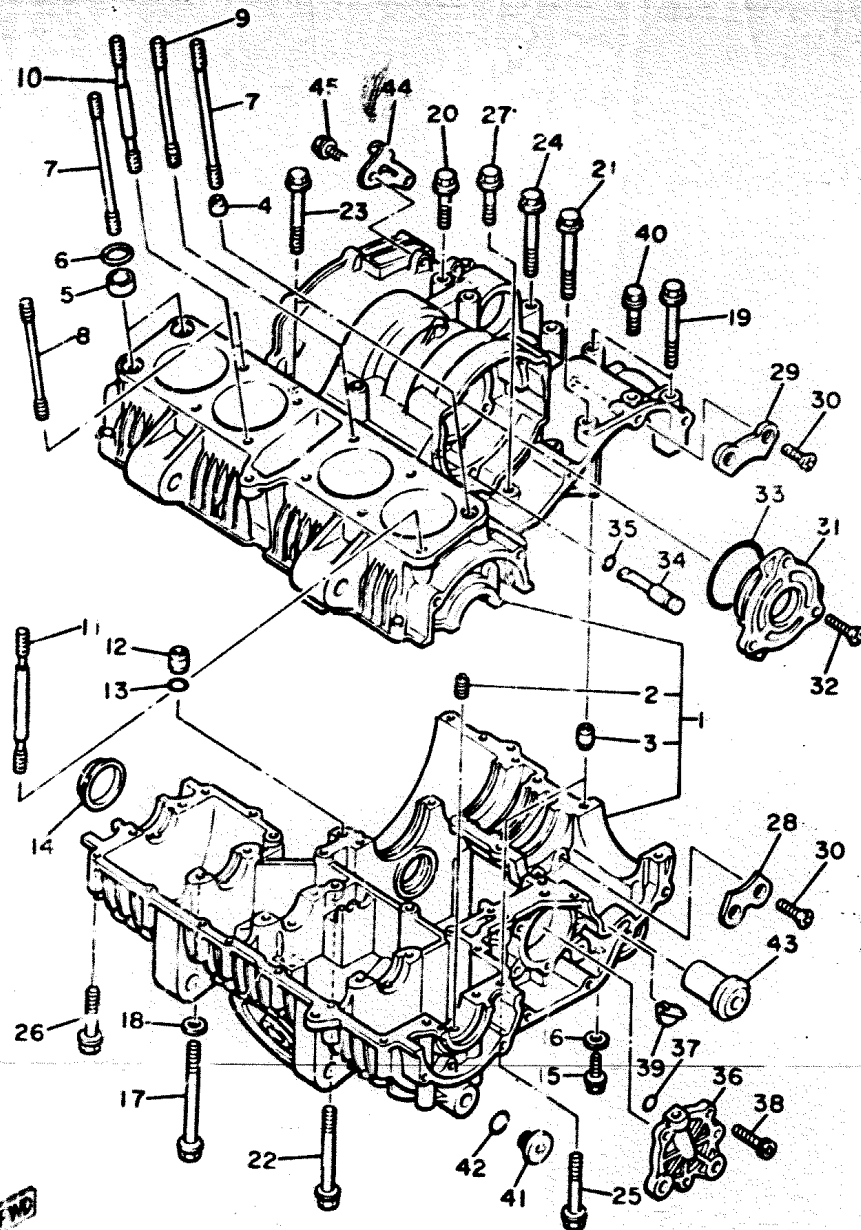


FIG. 11 EXHAUST

REF. NO.	PART NO.	DESCRIPTION	Q'TY	REMARKS
1	4K0-14611-00	PIPE, exhaust 1	1	
2	4K0-14621-00	PIPE, exhaust 2	1	
3	4K0-14631-00	PIPE, exhaust 3	1	
4	4K0-14641-00	PIPE, exhaust 4	1	
5	4K0-14615-00	JOINT, exhaust 1	1	
6	4H7-14714-00	GASKET, muffler	4	
7	97311-08020	BOLT	4	
8	92901-08600	WASHER, Plate	4	
9	4K0-14710-00	MUFFLER ASSY 1	1	
10	1L9-14714-01	GASKET, muffler	1	
11	97311-08025	BOLT	1	
12	92901-08600	WASHER, Plate	1	
13	4K0-14720-00	MUFFLER ASSY 2	1	
14	1L9-14714-01	GASKET, muffler	1	
15	97311-08025	BOLT	1	
16	92901-08600	WASHER, Plate	1	
17	4H7-14613-00	GASKET, exhaust Pipe	4	
18	4H7-14612-00	NUT, ring	4	
19	90179-06306	NUT	8	
20	4K0-14747-00	DAMPER, muffler	2	
21	4K0-14638-00	COLLAR	1	
22	95801-10040	BOLT, flange	1	
23	90201-10669	WASHER, Plate	2	
24	90179-10276	NUT	2	
25	4K0-14791-00	STAY, muffler	1	
26	97311-08025	BOLT	2	
27	92901-08600	WASHER, Plate	2	
28	95821-10030	BOLT, flange	2	

4K0332-0110

FIG. 12 CRANKCASE



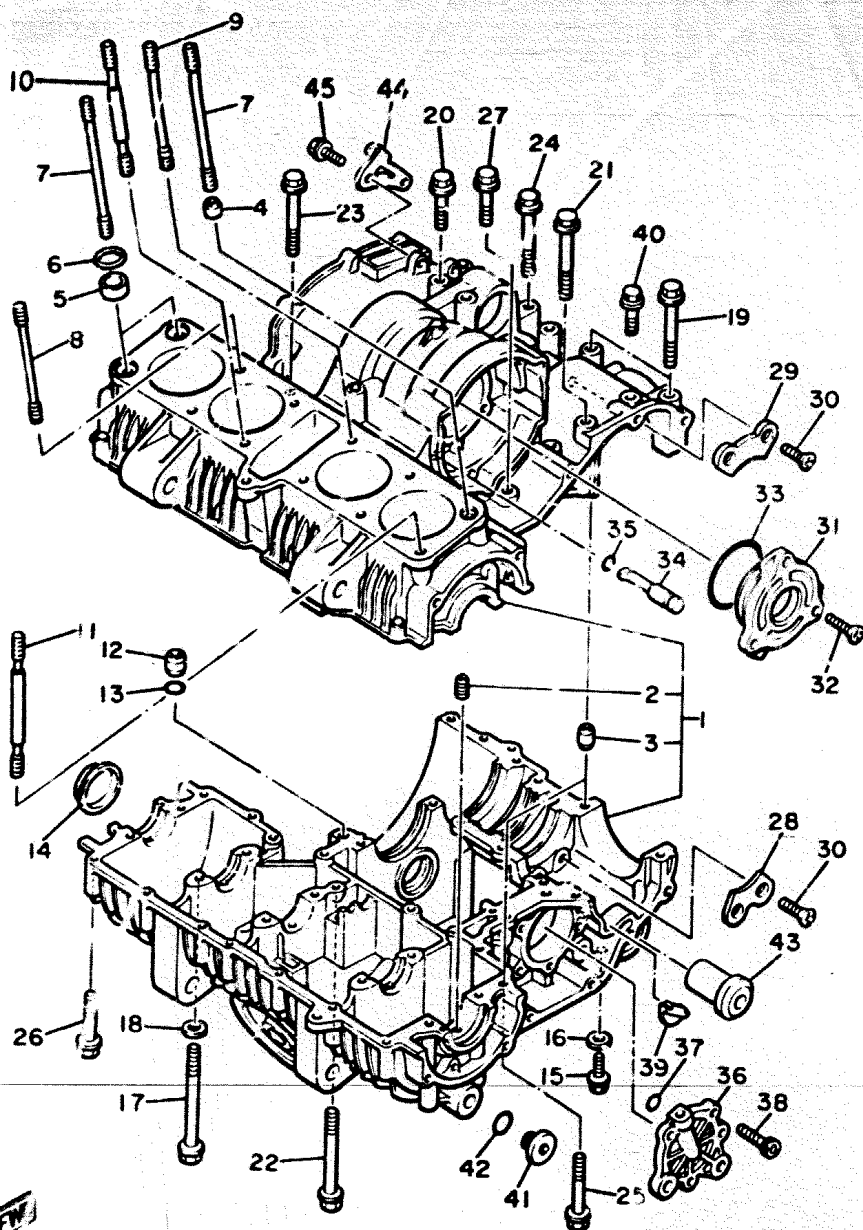
4K0332-0120

REF. NO.	PART NO.	DESCRIPTION	Q'TY	REMARKS
1	4K0-15100-00	CRANKCASE ASSY	1	
2	4H7-15138-00	NOZZLE 1	3	
3	91830-22018	PIN, dowel	3	
4	91830-24018	PIN, dowel	1	
5	90387-16547	COLLAR	2	
6	93210-18322	O-RING	2	
7	4H7-11364-00	BOLT, cylinder holding	4	
8	4H7-11363-00	BOLT, cylinder holding	3	
9	90116-10328	BOLT, stud	1	
10	4H7-11363-00	BOLT, cylinder holding	4	
11	4H7-11364-00	BOLT, cylinder holding	1	
12	91830-22018	PIN, dowel	1	
13	93210-11124	O-RING	1	
14	90338-46105	PLUG	1	
15	90105-08003	BOLT, washer based	1	
16	90201-08087	WASHER, Plate	1	
17	95811-08105	BOLT, flange	10	
18	90201-08366	WASHER, Plate	8	
19	95811-08065	BOLT, flange	2	
20	95811-06135	BOLT, flange	2	
21	95811-06120	BOLT, flange	1	
22	95811-06080	BOLT, flange	3	
23	95811-06070	BOLT, flange	3	
24	95811-06060	BOLT, flange	6	
25	95811-06055	BOLT, flange	2	
26	95811-06045	BOLT, flange	7	
27	95811-06035	BOLT, flange	3	
28	4H7-15381-00	PLATE, bearing cover	1	



FIG. 12 CRANKCASE

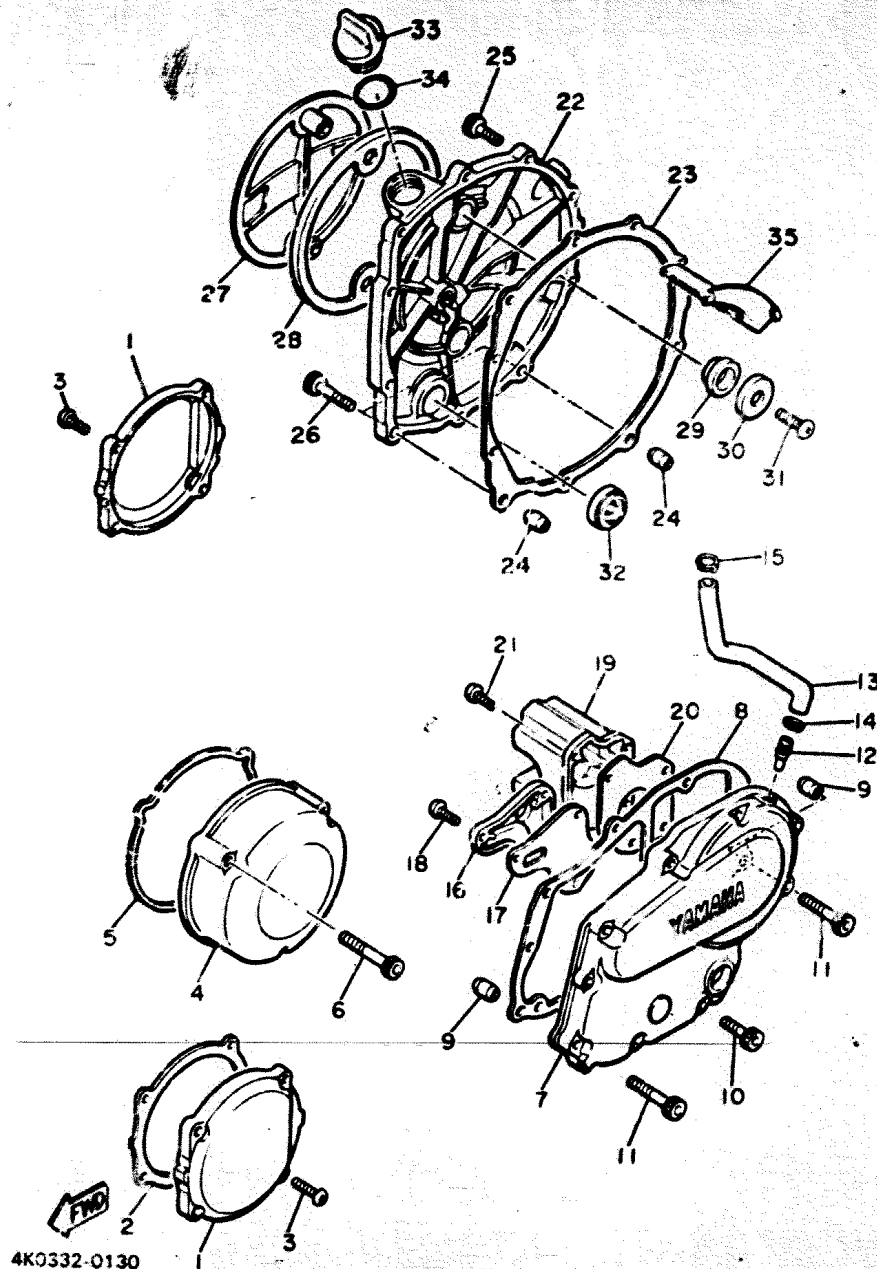
REF. NO.	PART NO.	DESCRIPTION	Q'TY	REMARKS
29	4H7-15383-00	PLATE, bearing cover	1	
30	90149-08152	SCREW	4	
31	4H7-15163-00	HOUSING, bearing 1	1	
32	90151-06014	SCREW, counterrunk	3	
33	93210-62439	O-RING	1	
34	4H7-13454-10	NOZZLE	1	
35	93210-07431	O-RING	1	
36	4H7-15164-00	HOUSING, bearing 2	1	
37	93210-07438	O-RING	1	
38	91311-06020	BOLT	3	
39	4H7-15365-00	GROMMET	1	
40	95801-06060	BOLT, flange	1	
41	4K0-15189-00	PLUG	2	
42	93210-21276	O-RING	2	
43	90387-125A2	COLLAR	2	
44	4K0-15441-00	HOLDER, clutch cable	1	
45	91316-06012	BOLT	2	



4K0332-0120

C3

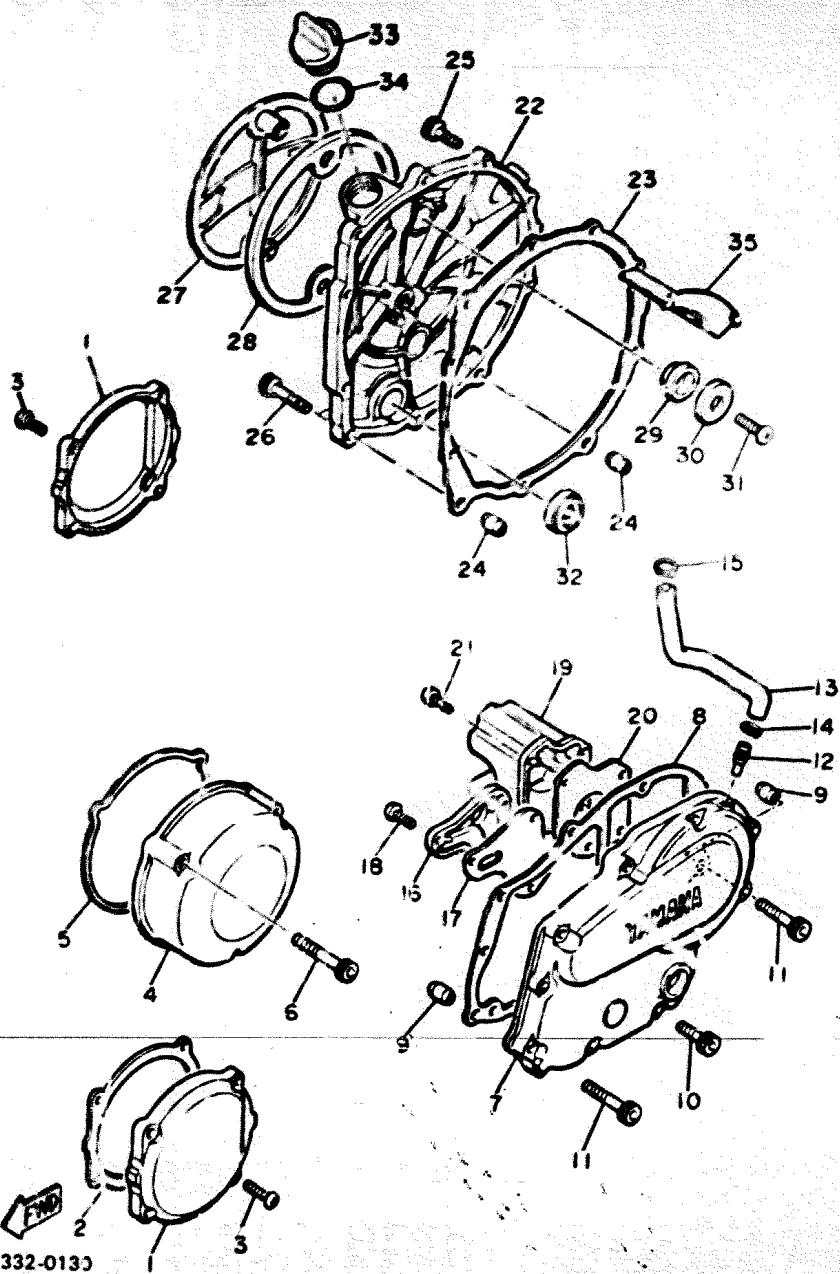
FIG. 13 CRANKCASE COVER



REF. NO.	PART NO.	DESCRIPTION:	Q'TY	REMARKS
1	4K0-1541C-00	COVER, oil Pump	2	
2	4H7-15456-01	GASKET, oil Pump cover 1	1	
3	92508-06020	SCREW, bind	8	
4	4K0-1541B-00	COVER, Generator	1	
5	4H7-15455-00	GASKET 1	1	
6	91316-06070	BOLT	3	
7	4K0-15411-00	COVER, crankcase 1	1	
8	4H7-15451-00	GASKET, crankcase cover	1	
9	91830-21014	PIN, dowel	2	
10	91316-06025	BOLT	8	
11	91316-06040	BOLT	2	
12	371-11167-01	COVER, breather 2	1	
13	4H7-11166-01	PIPE, breather 1	1	
14	90467-14015	CLIP	1	
15	90466-08104	CLIP	1	
16	4H7-15346-00	BREATHER 1	1	
17	4H7-15457-00	GASKET	1	
18	92501-06015	SCREW, Pan head	3	
19	4H7-15347-00	BREATHER 2	1	
20	4H7-15467-00	GASKET	1	
21	92501-06015	SCREW, Pan head	4	
22	4K0-15421-01	COVER, crankcase 2	1	
23	4H7-15461-01	GASKET, crankcase cover 2	1	
24	91830-21014	PIN, dowel	2	
25	91316-06025	BOLT	8	
26	91316-06040	BOLT	2	
27	4H7-15417-00	COVER, cap	1	
28	4H7-15449-00	RING, rubber	1	

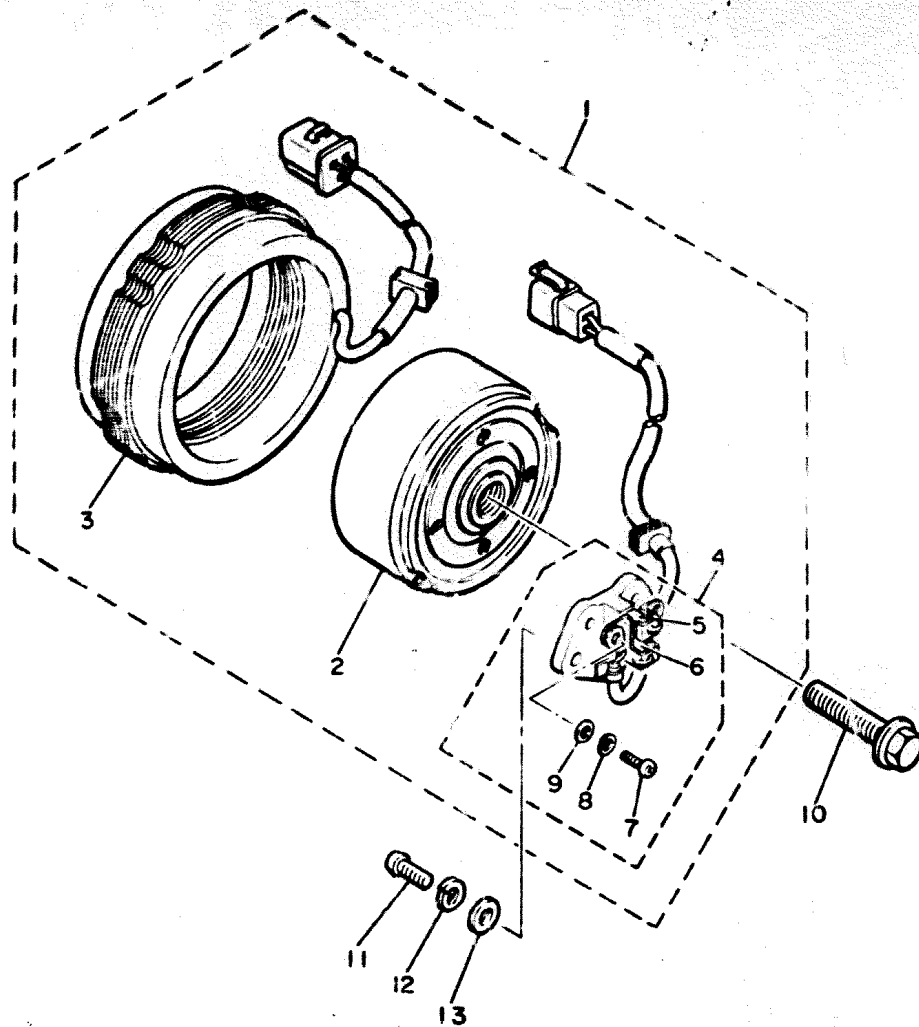
FIG. 13 CRANKCASE COVER

REF. NO.	PART NO.	DESCRIPTION	Q'TY	REMARKS
29	4H7-15486-00	GROMMET	2	
30	90209-06098	WASHER	2	
31	92501-06015	SCREW, Pan head	2	
32	2H7-15361-00	GAUGE, level	1	
33	2H9-15363-00	PLUG, oil	1	
34	93210-27370	O-RING	1	
35	4H7-15412-01	SCRAPER, oil	1	



4K0332-0130

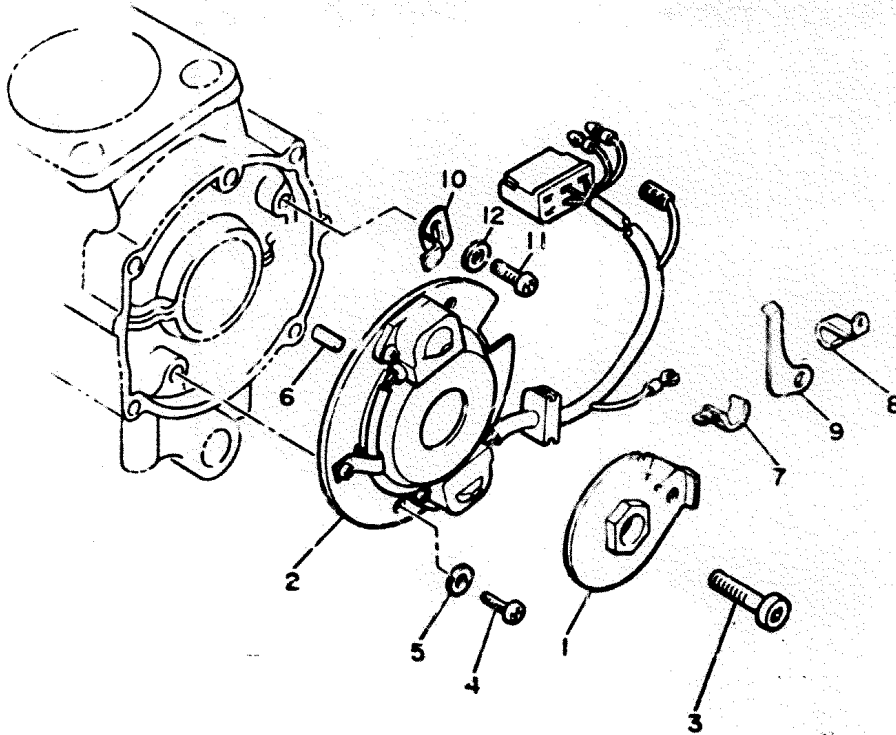
FIG. 14 A.C.-GENERATOR



REF. NO.	PART NO.	DESCRIPTION	Q'TY	REMARKS
1	4H7-81600-10	A.C. GENERATOR ASSY	1	
2	4H7-81650-10	•ROTOR ASSY	1	
3	4H7-81610-10	•STATOR ASSY	1	
4	4H7-81619-10	•BRUSH HOLDER ASSY	1	
5	4H7-81611-10	••BRUSH 1	1	
6	4H7-81612-10	••BRUSH 2	1	
7	98502-04012	••SCREW, Pan head	2	
8	92902-04100	••WASHER, sPring	2	
9	92901-04600	••WASHER, Plate	2	
10	90105-10152	BOLT, washer based	1	
11	92502-06016	SCREW, Pan head	2	
12	92902-06100	WASHER, sPring	2	
13	92902-06600	WASHER	2	

FIG. 15 PICKUP COIL GOVERNOR

REF. NO.	PART NO.	DESCRIPTION	Q'TY	REMARKS
1	4H7-8 673-10	ROTOR	1	
2	4H7-81671-10	BASE, Pickup	1	
3	91316-08030	BOLT	1	
4	92501-06012	SCREW, Pan head	2	
5	92901-06200	WASHER, Plain	2	
6	93604-08071	PIN, dowel	1	
7	90465-08122	CLAMP	1	
8	90465-08156	CLAMP	1	
9	90465-12160	CLAMP	1	
10	4H7-91632-00	PLATE, timing	1	
11	92501-06012	SCREW, Pan head	1	
12	92901-06200	WASHER, Plain	1	



4H0332-0150

C7

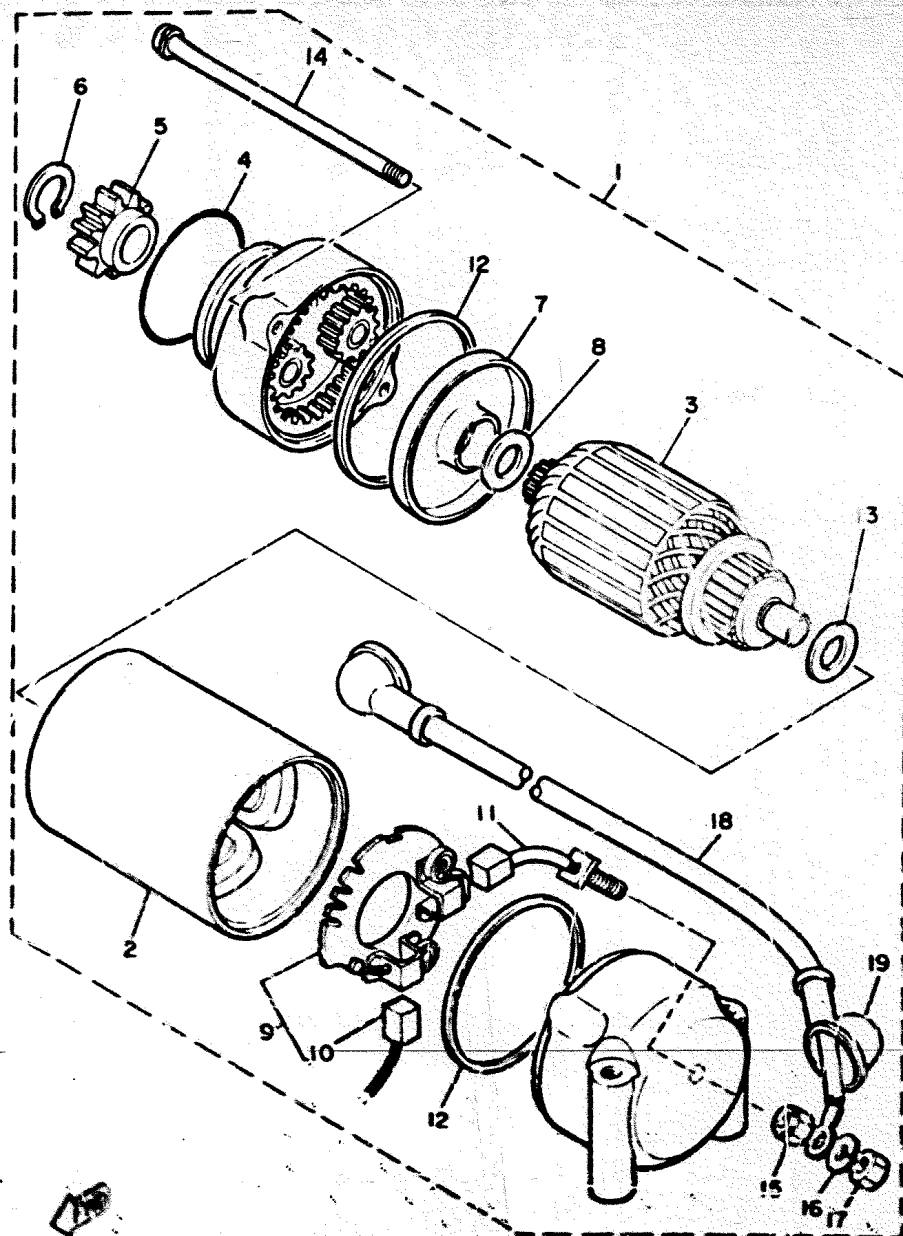
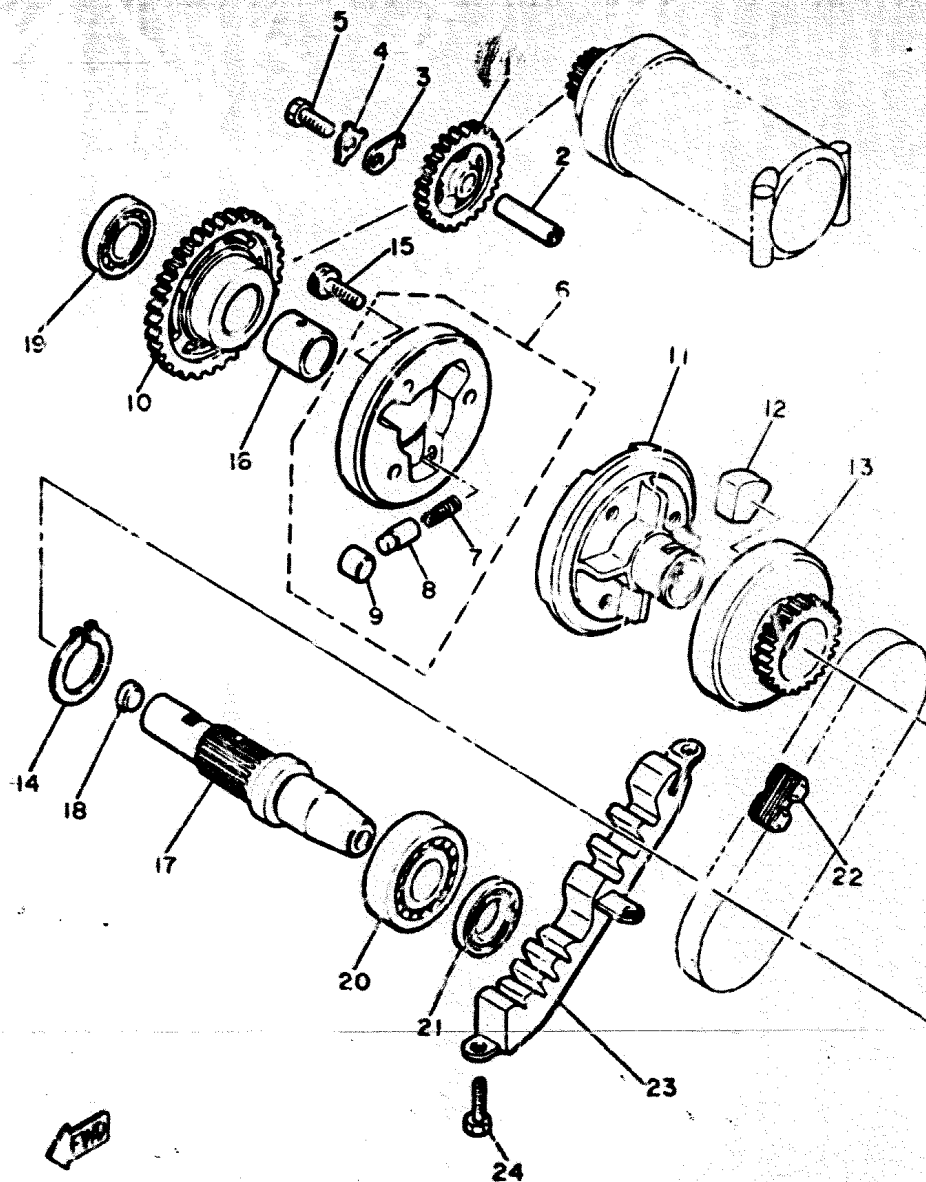


FIG. 16 STARTING MOTOR

REF. NO.	PART NO.	DESCRIPTION	Q'TY	REMARKS
1	4K0-81800-80	STARTING MOTOR ASSY	1	
2	4K0-81810-00	•STATOR ASSY	1	
3	4H7-81850-00	•ARMATURE ASSY	1	
4	4H7-81847-00	•O-RING	1	
5	4H7-15511-00	•GEAR, starting motor (13T)	1	
6	4H7-81819-00	•CIRCLIP	1	
7	4H7-81845-00	•PLATE	1	
8	4H7-81843-00	•WASHER 1	1	
9	4H7-81840-00	•BRUSH HOLDER ASSY	1	
10	4H7-81811-00	•BRUSH 1	1	
11	4H7-81812-00	•BRUSH 2	1	
12	4H7-81844-00	•GASKET	2	
13	4H7-81824-00	•WASHER 2	1	
14	4K0-81826-00	•BOLT	2	
15	4H7-81872-00	•NUT, special	1	
16	92901-0610C	•WASHER, spring	1	
17	95302-06600	•NUT	1	
18	4H7-81815-00	•WIRE, starter	1	
19	4H7-81871-00	•CAP	1	

4H7110-1-51

FIG. 17 STARTER CLUTCH

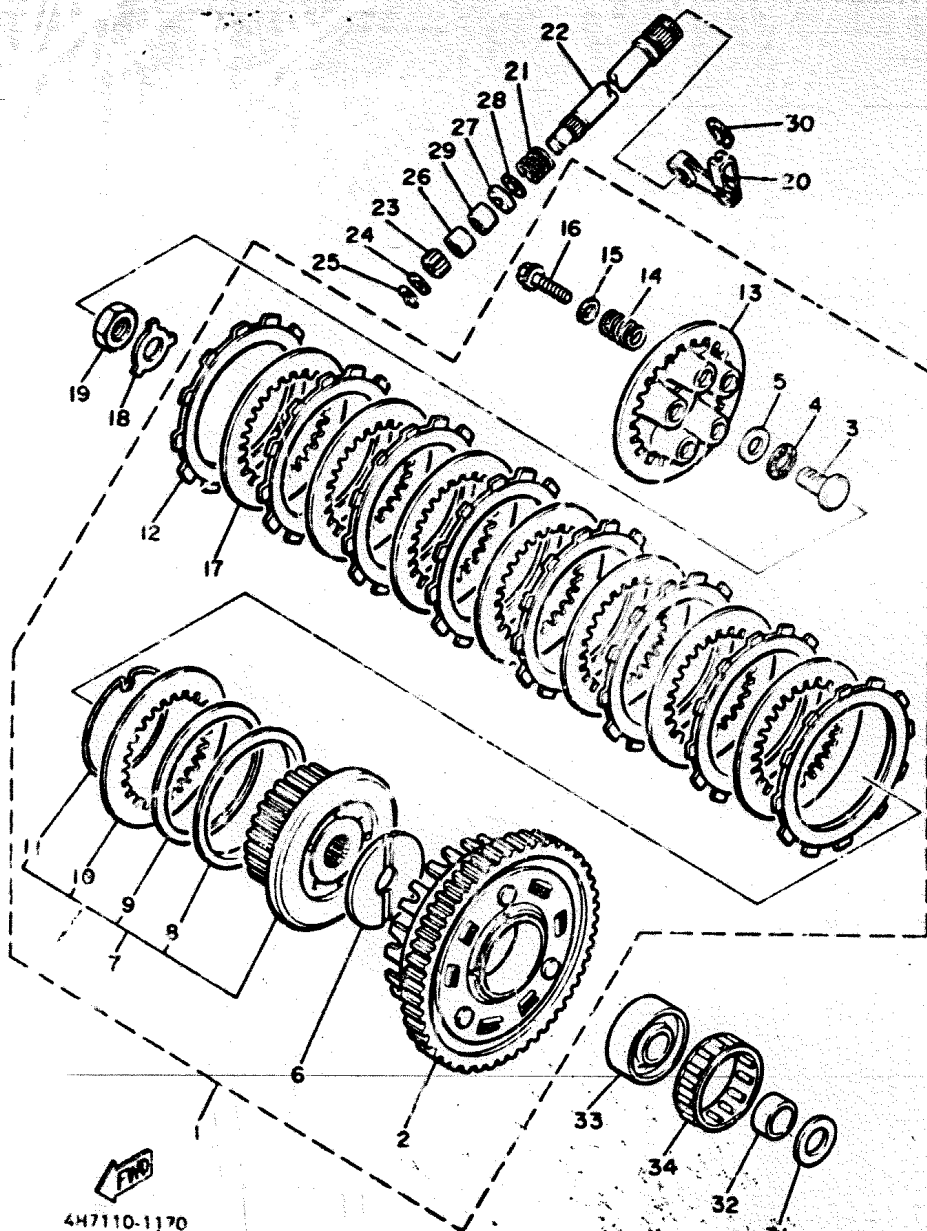


REF. NO.	PART NO.	DESCRIPTION	Q'TY	REMARKS
1	4H7-15512-00	GEAR, idler 1 (27T)	1	
2	4H7-15521-00	SHAFT 1	1	
3	2H7-15531-00	PLATE, stopper	1	
4	90215-06040	WASHER, lock	1	
5	97301-06015	BOLT	1	
6	4H7-15580-00	STARTER CLUTCH OUTER ASSY	1	
7	90501-04596	SPRING, compression	3	
8	341-15583-05	CAP, starter clutch spring	3	
9	93616-12088	PIN, dowel	3	
10	4H7-15517-00	GEAR, idler 2 (43T)	1	
11	4H7-15524-00	WHEEL, starter	1	
12	4H7-16155-00	ABSORBER 1	8	
13	4H7-15519-00	SPROCKET, starter 2	1	
14	93410-32052	CIRCLIP	1	
15	91316-08014	BOLT	3	
16	90387-202A7	COLLAR	1	
17	4H7-15522-00	SHAFT 2	1	
18	90331-12028	PLUG	1	
19	93308-00401	BEARING (B6004)	1	
20	93308-20541	BEARING (B6205)	1	
21	93102-25218	OIL SEAL	1	
22	4H7-11456-00	CHAIN, Primary	1	
23	4H7-11474-00	GUIDE, upper	1	
24	97301-06014	BOLT	3	

4H7110-0160



FIG. 18 CLUTCH



REF. NO.	PART NO.	DESCRIPTION	Q'TY	REMARKS
1	4H7-16300-10	CLUTCH ASSY	1	
2	4H7-16150-10	•PRIMARY DRIVEN GEAR COMP (97T)	1	
3	4H7-16356-00	•ROD, Push 1	1	
4	93340-21508	•BEARING	1	
5	90201-151A7	•WASHER, Plate	1	
6	4H7-16154-00	•PLATE, thrust 1	1	
7	4H7-16370-00	•CLUTCH BOSS ASSY	1	
8	1J7-16384-00	••PLATE, seat	1	
9	1J7-16383-01	••SPRING, clutch boss	1	
10	168-16324-00	••PLATE, clutch 1	1	
11	1J7-16385-00	••RING, clutch boss	1	
12	383-16321-00	•PLATE, friction	8	
13	4H7-16351-00	•PLATE, Pressure 1	1	
14	90501-23598	•SPRING, compression	5	
15	90201-061A5	•WASHER, Plate	5	
16	95821-06025	•BOLT, flange	5	
17	4H7-16325-00	•PLATE, clutch 2	7	
18	90215-20170	WASHER, lock	1	
19	90170-20257	NUT	1	
20	4H7-16340-00	PUSH LEVER ASSY	1	
21	90508-16459	SPRING, torsion	1	
22	4H7-16382-01	AXLE, Push lever	1	
23	4H7-16398-00	PINION, releas (16T)	1	
24	92901-08600	WASHER, Plate	1	
25	93430-07012	CIRCLIP	1	
26	93317-11020	BEARING, cylindrical	1	
27	91102-12224	OIL SEAL	1	
28	102-18137-00-10	WASHER 1	1	

C10

FIG. 18 CLUTCH

REF. NO.	PART NO.	DESCRIPTION	Q'TY	REMARKS
29	93315-11206	BEARING, cylindrical	1	
30	93430-06035	CIRCLIP	1	
31	2K7-16154-00	PLATE, thrust 1	1	
32	90387-252A8	COLLAR	1	
33	4H7-16181-00	SPACER 1	1	
34	93310-385H3	BEARING, cylindrical	1	

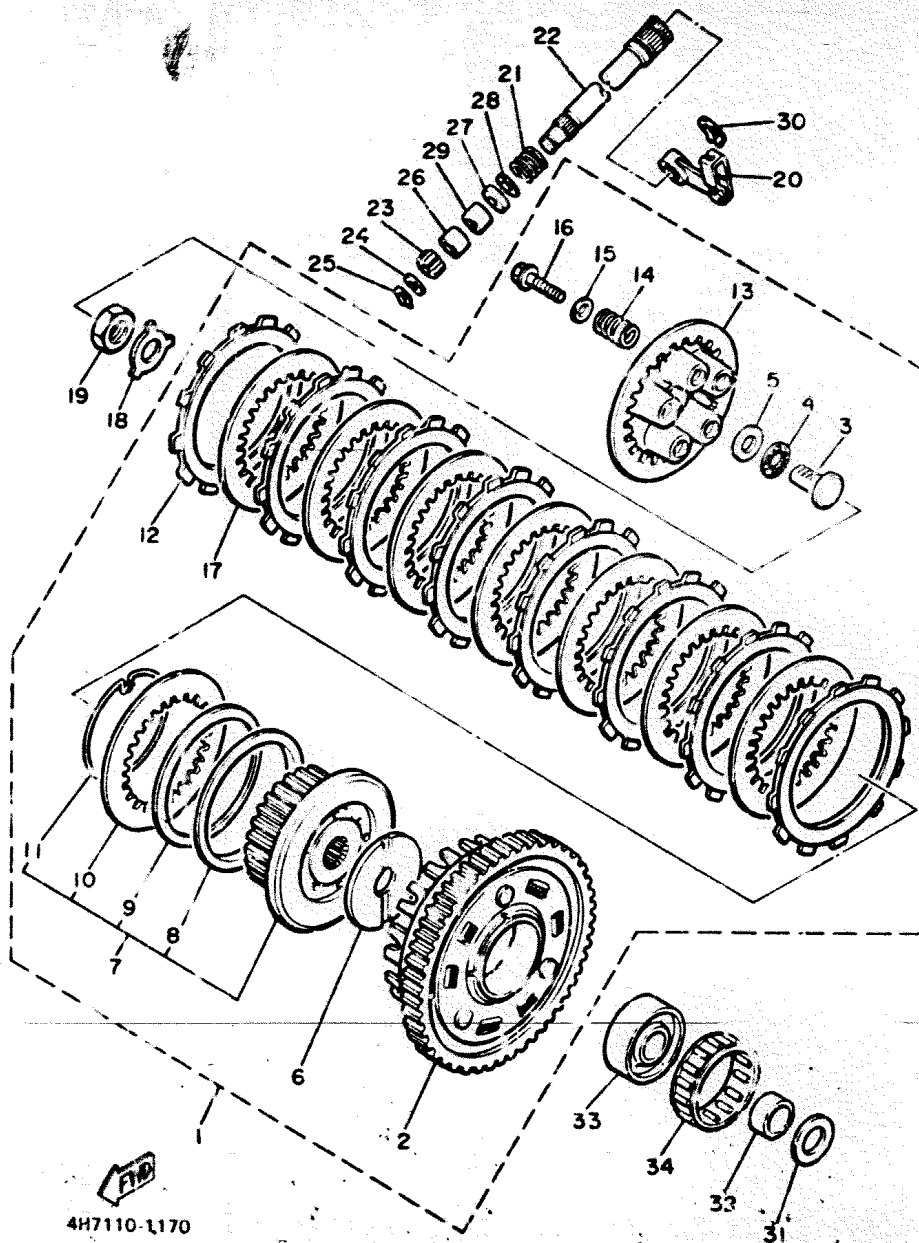
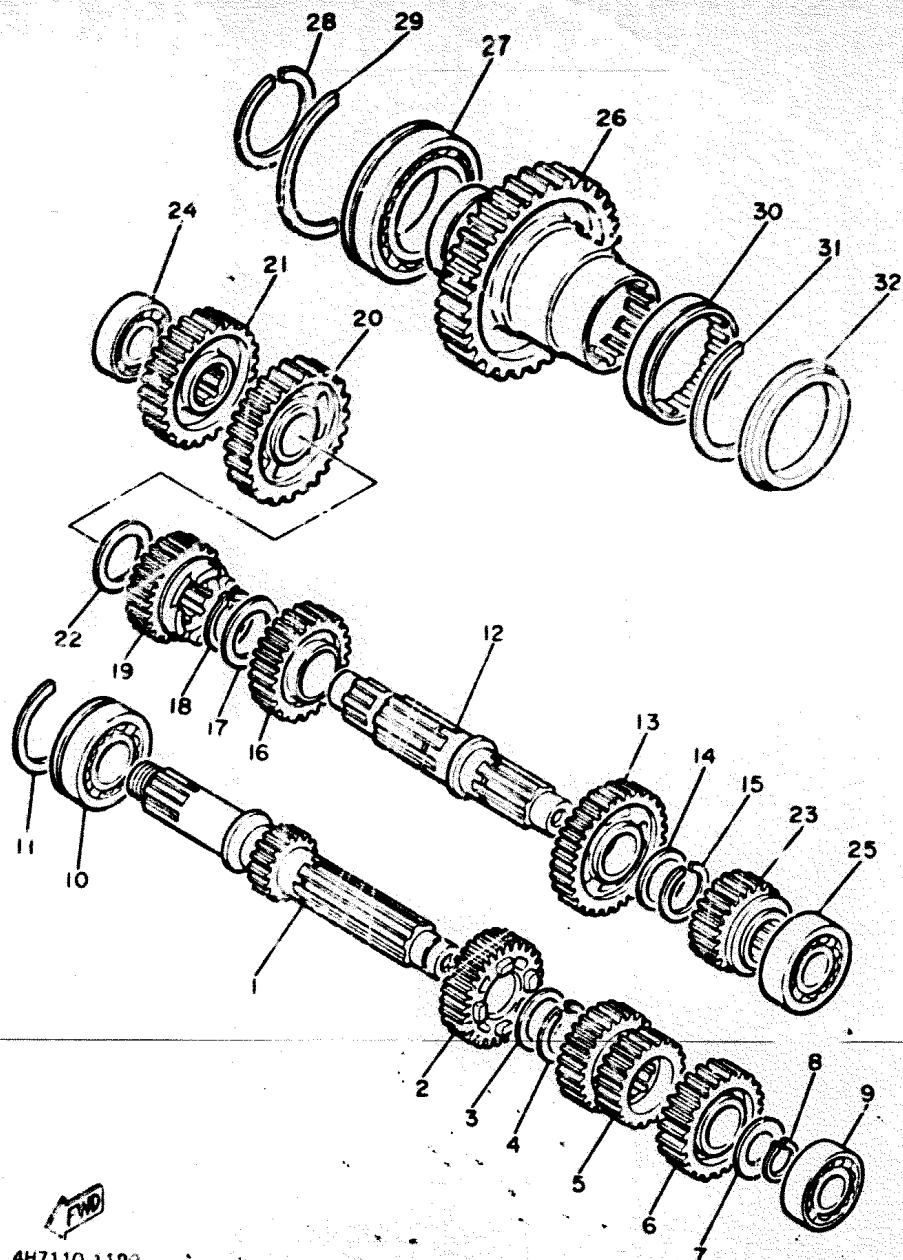


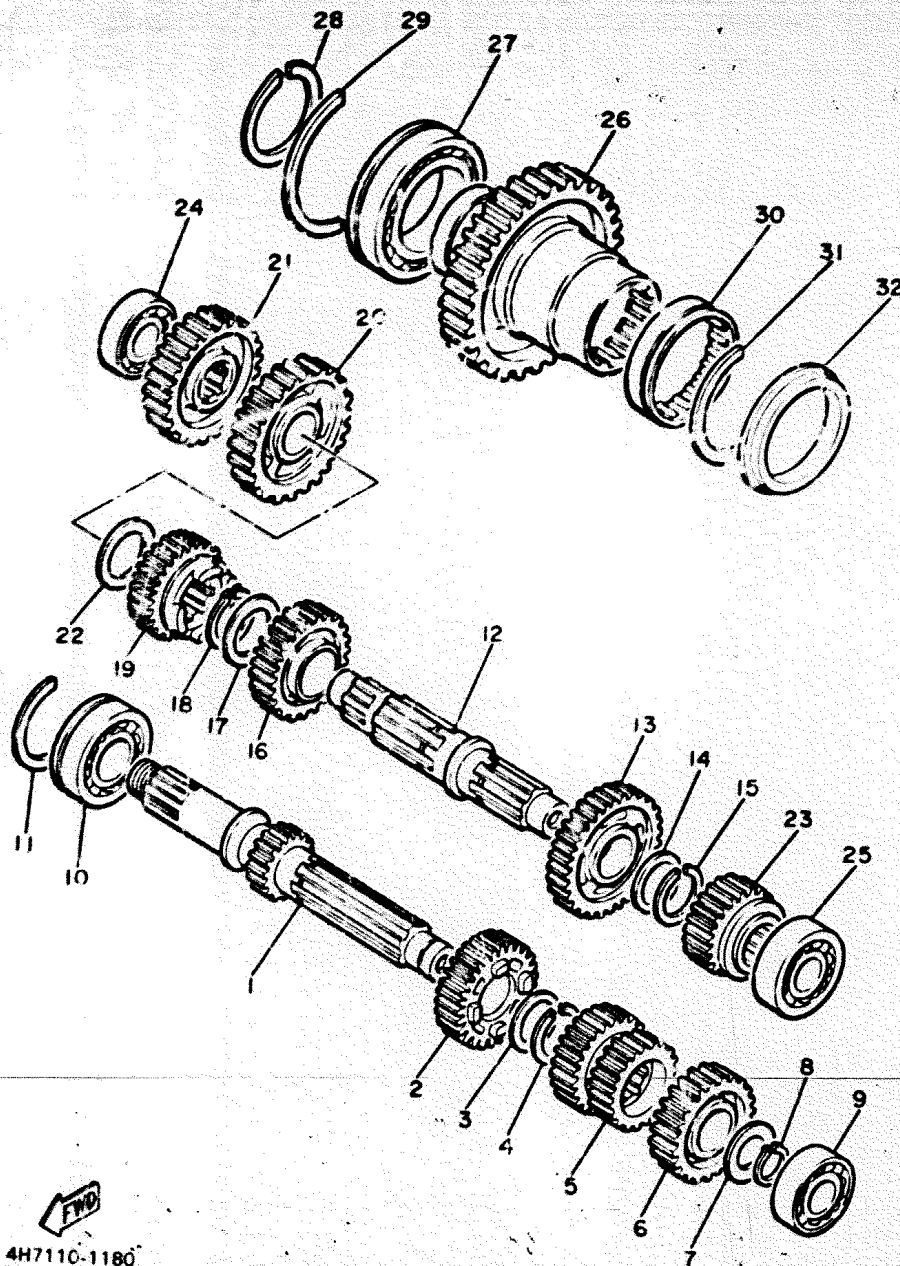
FIG. 19 TRANSMISSION



REF. NO.	PART NO.	DESCRIPTION	Q'TY	REMARKS
1	4H7-17401-00	MAIN AXLE ASSY (16T)	1	
2	4H7-17141-00	GEAR, 4th Pinion (30T)	1	
3	90209-22191	WASHER	1	
4	93440-25019	CIRCLIP	1	
5	4H7-17121-00	GEAR, 2nd/3rd Pinion (20/26T)	1	
6	4H7-17151-00	GEAR, 5th Pinion (32T)	1	
7	90201-20278	WASHER, Plate	1	
8	93410-20009	CIRCLIP	1	
9	93306-20434	BEARING (B6204)	1	
10	93306-30528	BEARING (B6305Z)	1	UR
	93306-30532	BEARING	1	UR
11	278-17424-00	CIRCLIP 1	1	
12	4H7-17402-01	DRIVE AXLE ASSY	1	
13	4H7-17221-01	GEAR, 2nd wheel	1	
14	90209-22191	WASHER	1	
15	93440-25019	CIRCLIP	1	
16	4H7-17231-01	GEAR, 3rd wheel	1	
17	90209-25198	WASHER	1	
18	93440-25062	CIRCLIP	1	
19	4H7-17241-00	GEAR, 4th wheel (23T)	1	
20	4H7-17211-01	GEAR, 1st wheel (35T)	1	
21	4H7-17582-00	GEAR, middle drive (36T)	1	
22	90201-243A2	WASHER, Plate	1	
23	4H7-17251-01	GEAR, 5th wheel	1	
24	93306-30301	BEARING (B6303)	1	
25	93306-30425	BEARING (B3A581A)	1	
26	4H7-17583-00	GEAR, middle driven (49T)	1	
27	93306-91101	BEARING (B6911)	1	

FWD  
4H7110-1100

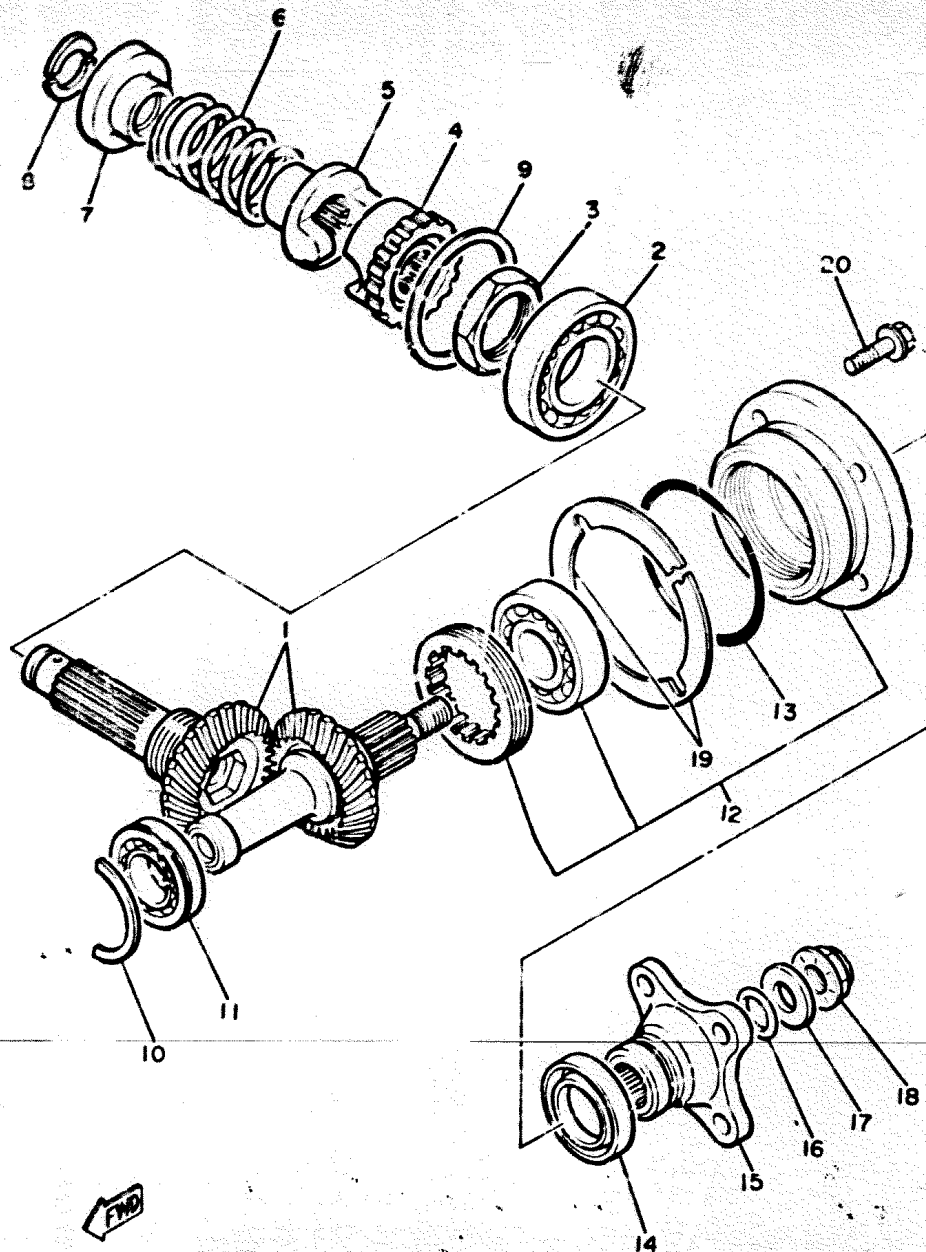
FIG. 19 TRANSMISSION



REF. NO.	PART NO.	DESCRIPTION	Q'TY	REMARKS
28	93410-55057	CIRCLIP	1	
29	93440-80082	CIRCLIP	1	
30	93311-36042	BEARING, cylindrical	1	
31	93440-72049	CIRCLIP	1	
32	93104-60068	OIL SEAL	1	

C13

FIG. 20 MIDDLE DRIVE GEAR

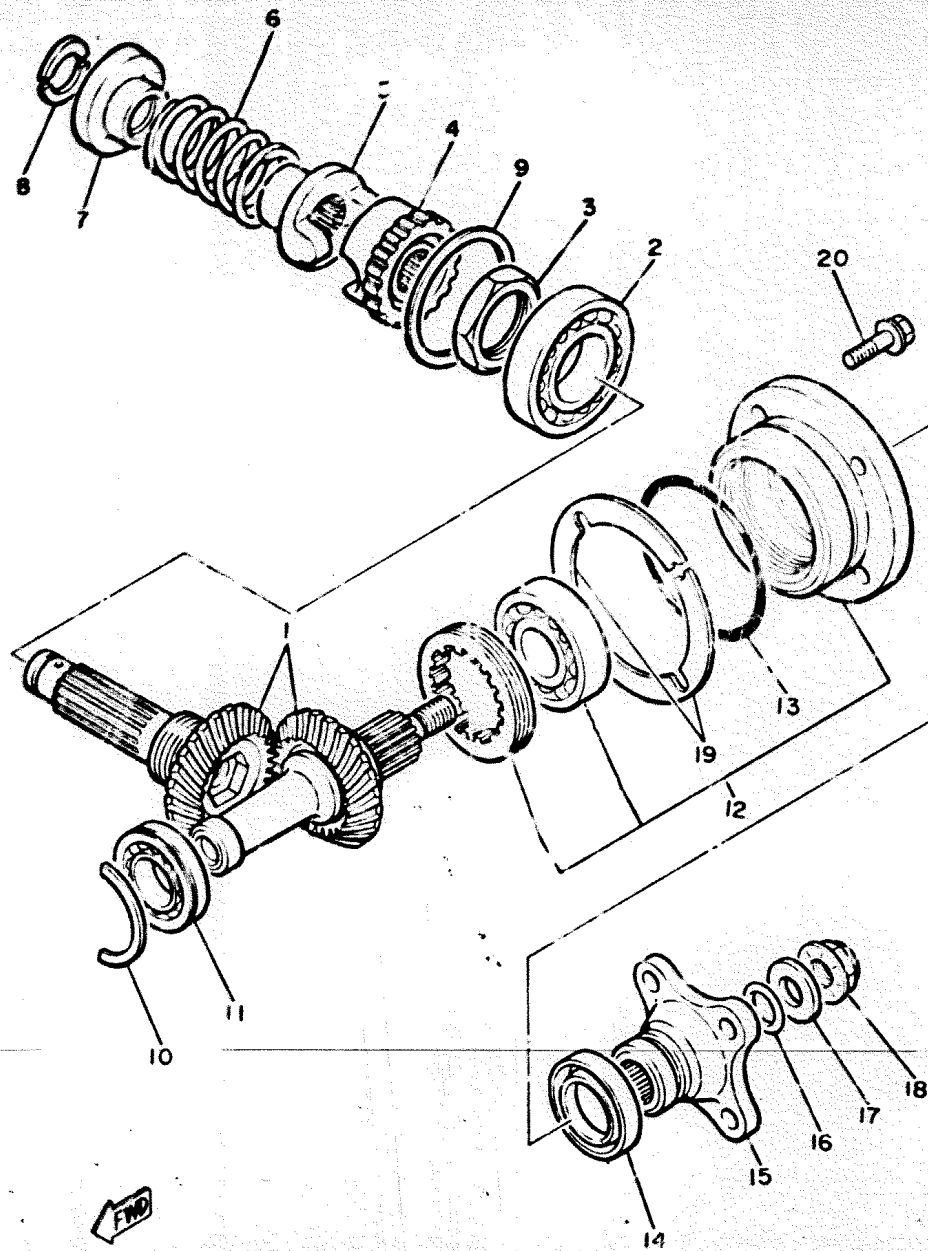


REF. NO.	PART NO.	DESCRIPTION	Q'TY	REMARKS
1	4H7-W1751-00	MIDDLE GEAR SET	1	
2	93306-20799	BEARING (B6207)	1	
3	90179-34304	NUT	1	
4	4H7-17526-02	CAM, drive	1	
5	4H7-17527-00	CAM, driven	1	
6	90501-65575	SPRING, compression	1	
7	4H7-17524-00	HOLDER	1	
8	3H5-17529-00	WASHER, thrust	2	
9	4H7-17537-00-15	SHIM, thrust (0.15T)	1	UR
	4H7-17537-00-20	SHIM, thrust (0.20T)	1	UR
	4H7-17537-00-30	SHIM, thrust (0.30T)	1	UR
	4H7-17537-00-40	SHIM, thrust (0.40T)	1	UR
	4H7-17537-00-50	SHIM, thrust (0.50T)	1	UR
10	93440-47081	CIRCLIP	1	
11	93306-00508	BEARING (B6005)	1	
12	4H7-W1752-00	HOUSING COMP.	1	
13	93210-71360	O-RING	1	
14	93101-35097	OIL SEAL	1	
15	4H7-17555-00	FLANGE, middle gear	1	
16	93210-14359	O-RING	1	
17	90201-14633	WASHER, Plate	1	
18	90179-14317	NUT	1	
19	4H7-17531-00-10	SHIM, Pinion (0.10T)	2	UR
	4H7-17531-00-15	SHIM, Pinion (0.15T)	2	UR
	4H7-17531-00-20	SHIM, Pinion (0.20T)	2	UR
	4H7-17531-00-30	SHIM, Pinion (0.30T)	2	UR
	4H7-17531-00-40	SHIM, Pinion (0.40T)	2	UR
	4H7-17531-00-50	SHIM, Pinion (0.50T)	2	UR

4H7110-1190

C14

FIG. 20 MIDDLE DRIVE GEAR



REF. NO.	PART NO.	DESCRIPTION	Q'TY	REMARKS
20	95821-08030	BOLT, flange	4	

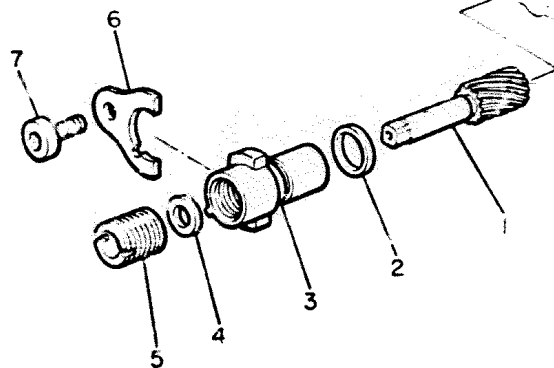
4H7110-1190

C15



FIG. 21 TACHOMETER GEAR

REF. NO.	PART NO.	DESCRIPTION	Q'TY	REMARKS
1	4H7-17841-00	GEAR, driven	1	
2	93210-11437	O-RING	1	
3	4H7-17811-00	HOUSING, tachometer gear	1	
4	93104-07038	OIL SEAL	1	
5	256-17848-00	ADAPTER	1	
6	4H7-17812-00	STOPPER	1	
7	91316-06012	BOLT	1	



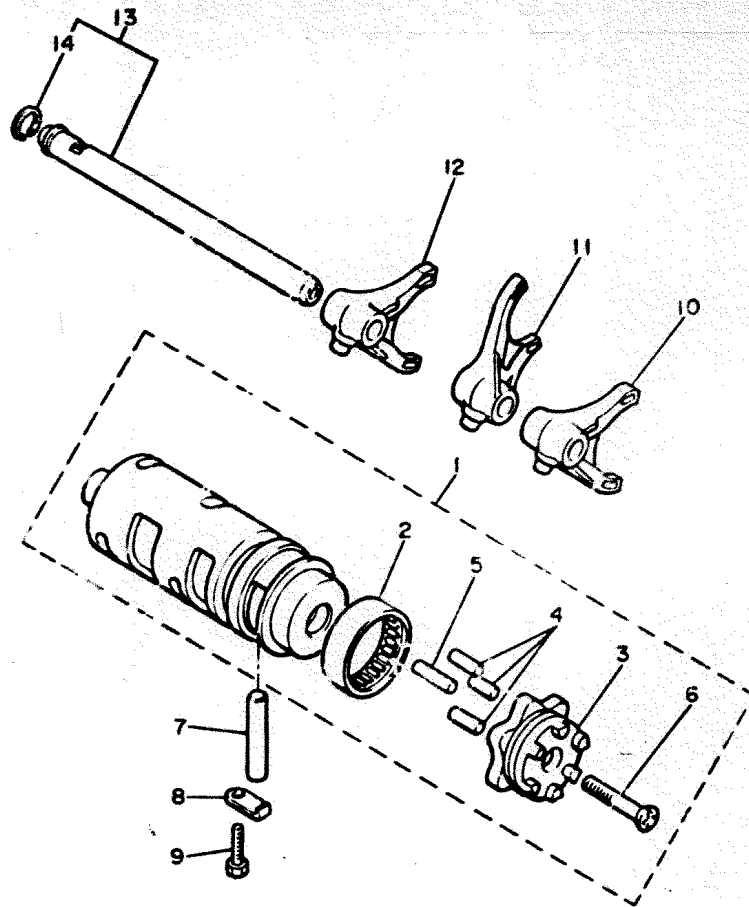
FWD

4H7110-1200

D2



FIG. 22 SHIFT CAM, FORK

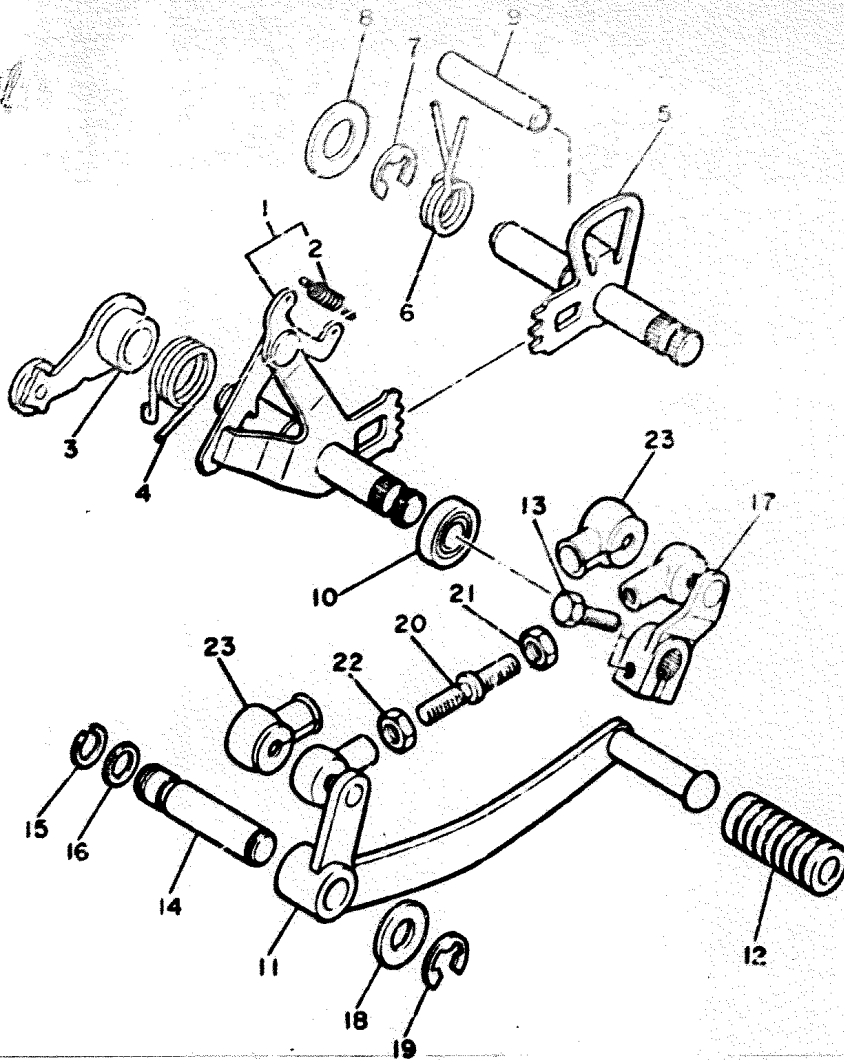


REF. NO.	PART NO.	DESCRIPTION	Q'TY	REMARKS
1	4H7-18540-00	SHIFT CAM ASSY	1	
2	93315-22612	BEARING, cylindrical	1	
3	4H7-18185-00	SEGMENT	1	
4	93604-18092	PIN, dowel	3	
5	93604-20158	PIN, dowel	1	
6	98701-05035	SCREW, flat head	1	
7	93608-43157	PIN, dowel	1	
8	2H7-15531-00	PLATE, stopper	1	
9	97301-06015	BOLT	1	
10	4H7-18511-01	FORK, shift 1	1	
11	4H7-18512-01	FORK, shift 2	1	
12	4H7-18513-01	FORK, shift 3	1	
13	4H7-18531-00	BAR, shift fork guide 1	1	
14	93440-11029	CIRCLIP	1	



4H7110-1210

FIG. 23 SHIFT SHAFT-PEDAL

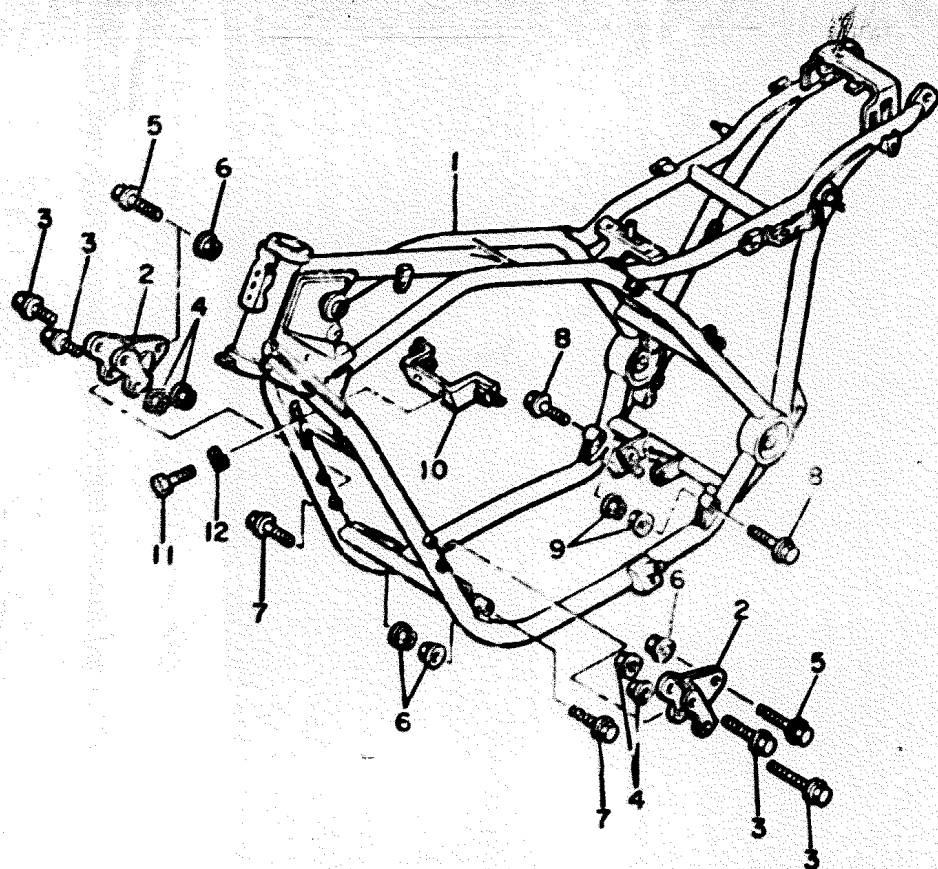


REF. NO.	PART NO.	DESCRIPTION	Q'TY	REMARKS
1	4K0-18101-00	SHIFT SHAFT ASSY	1	
2	90506-08227	SPRING, tension	1	
3	4H7-18140-00	STOPPER LEVER ASSY	1	
4	90508-29448	SPRING, torsion	1	
5	4K0-18120-00	SHIFT LEVER ASSY	1	
6	90508-32449	SPRING, torsion	1	
7	93430-10016	CIRCLIP	1	
8	90201-12588	WASHER, Plate	1	
9	93608-50158	PIN, dowel	1	
10	93102-12108	OIL SEAL	1	
11	4K0-18111-01	PEDAL, shift	1	
12	132-18113-01	COVER, shift Pedal	1	
13	97321-06020	BOLT	1	
14	4K0-18197-00	SHAFT	1	
15	93440-12068	CIRCLIP	1	
16	93210-09350	O-RING	1	
17	2H9-W1812-00	ARM, shift Pedal	1	
18	90201-12588	WASHER, Plate	1	
19	93430-10016	CIRCLIP	1	
20	4K0-18115-00	ROD, shift	1	
21	95303-06700	NUT	1	
22	90170-06228	NUT	1	
23	2H9-18154-00	COVER, dust	2	

4K0332-0230

D4

FIG. 24 FRAME



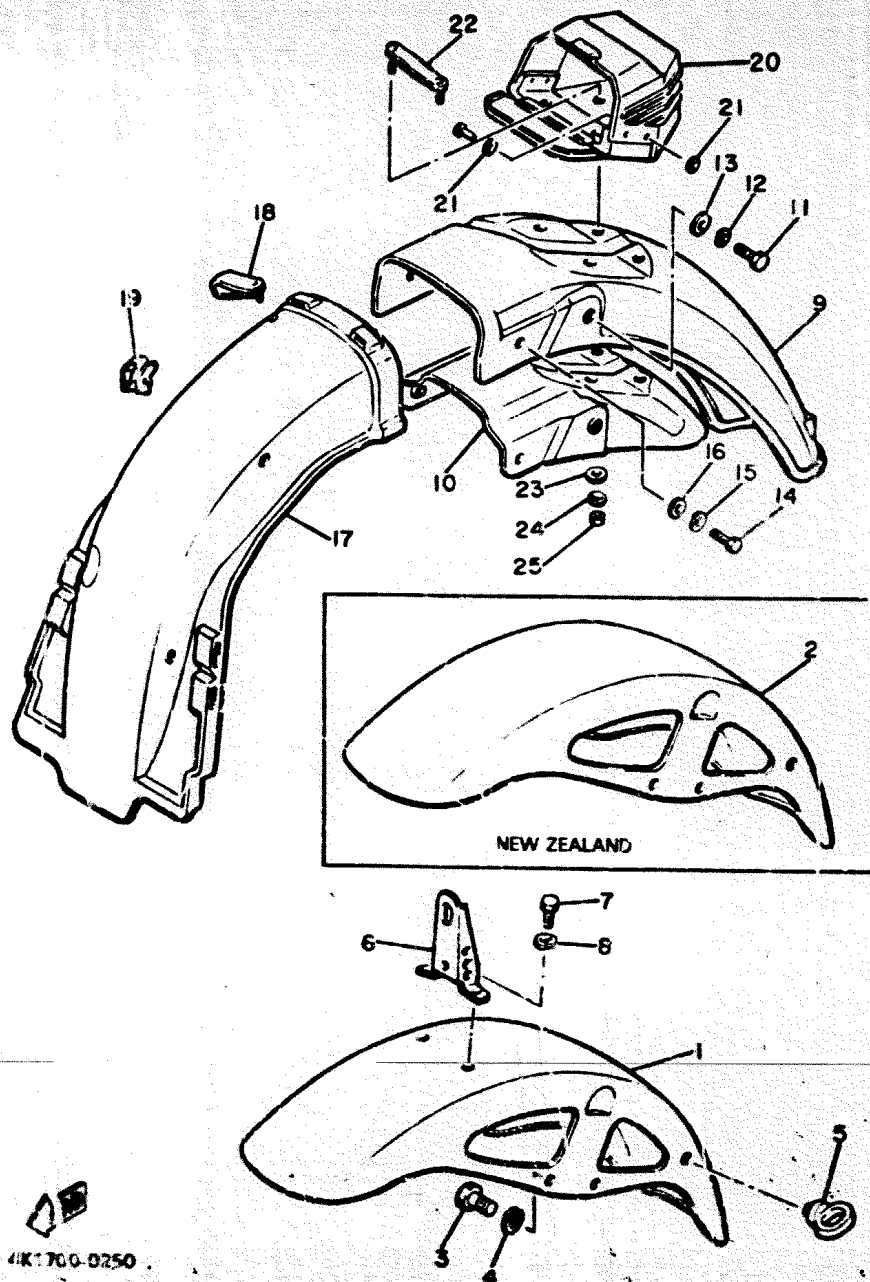
REF. NO.	PART NO.	DESCRIPTION	Q'TY	REMARKS
1	4K1-21110-00-33	FRAME COMP	1	yamaha black
2	4K0-21315-00	STAY, engine 2	2	
3	90105-08107	BOLT, washer based	4	
4	90179-08248	NUT	4	
5	90105-10169	BOLT, washer based	2	
6	95701-16100	NUT, flange	4	
7	90105-10028	BOLT, washer based	2	
8	90105-12168	BOLT, washer based	2	
9	95701-12100	NUT, flange	2	
10	4K0-2134Y-00	STAY, horn	1	
11	97301-08016	BOLT	2	
12	92901-08100	WASHER, spring	2	



4K0310-0240

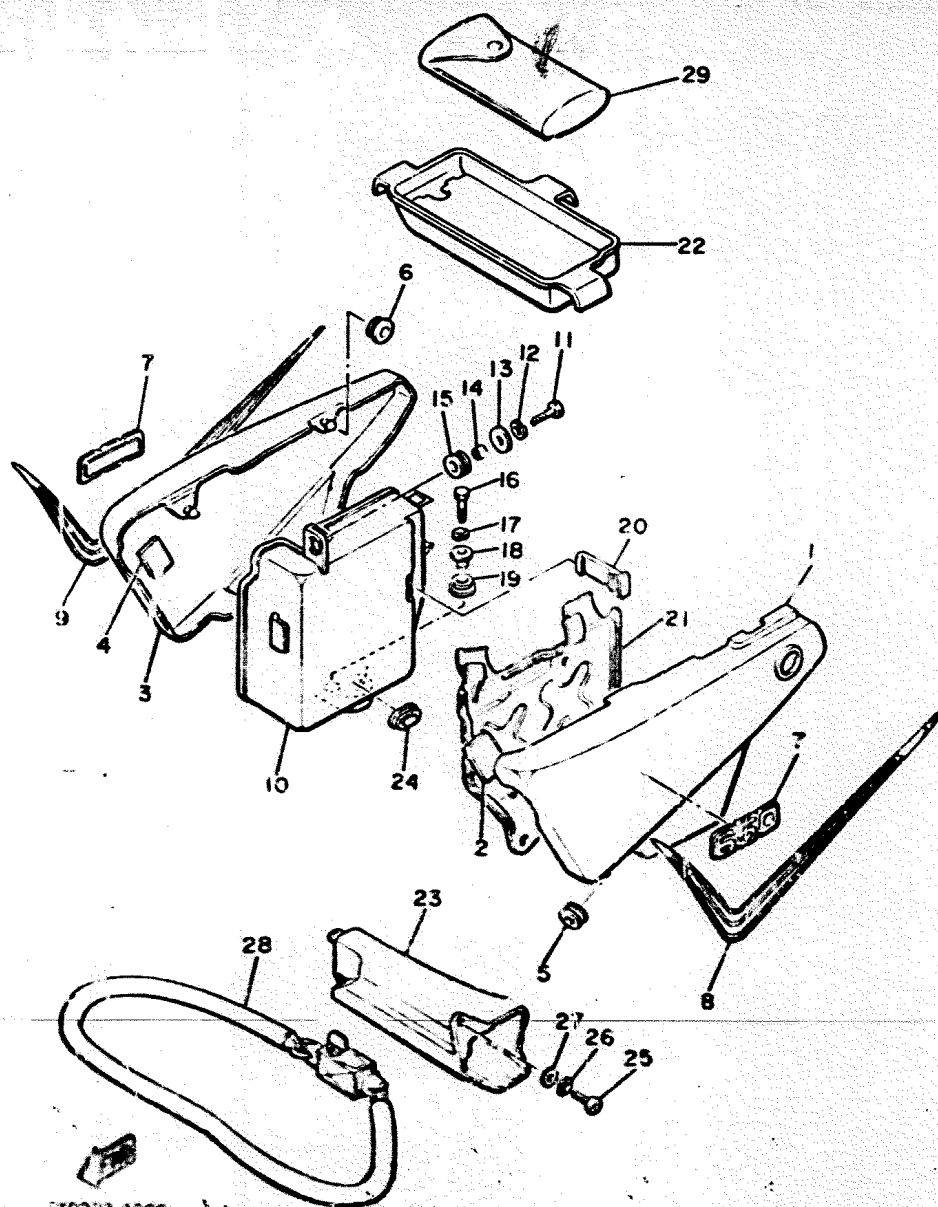
D5

FIG. 25 FRONT FENDER-REAR FENDER



REF. NO.	PART NO.	DESCRIPTION	Q'TY	REMARKS
1	4H0-21510-00-29	FRONT FENDER COMP.	1	UR candy blue
	4H0-21510-00-4H	FRONT FENDER COMP.	1	UR cardinal red
2	4E2-21511-00-26	FENDER, front	1	UR STD
	4E2-21511-00-4H	FENDER, front	1	candy blue
			1	UR STD
			4	cardinal red
3	97301-C8020	BOLT	4	
4	92901-06100	WASHER, spring	4	
5	1A0-21518-00	HOLDER, cable	1	
6	1A6-21581-00	STAY, Plate fitting 1	1	
7	97303-06010	BOLT	2	
8	92903-06100	WASHER, spring	2	
9	4K0-21611-00	FENDER, rear	1	
10	4K0-21670-00	REINF. COMP.	1	
11	97321-06020	BOLT	2	
12	92901-08100	WASHER, spring	2	
13	92901-03E00	WASHER, Plate	2	
14	97321-06016	BOLT	2	
15	92901-06100	WASHER, spring	2	
16	92901-06200	WASHER, Plain	2	
17	4K7-21629-00	GUARD, mud	1	
18	90464-12027	CLAMP	1	
19	90464-18021	CLAMP	1	
20	4K0-2160A-00	BOX COMP.	1	
21	90201-044A2	WASHER, Plate	10	
22	4K0-21631-00	BOLT 1	2	
23	92901-06200	WASHER	4	
24	92901-06100	WASHER, spring	4	
25	95301-06600	NUT	4	

FIG. 26 SIDE COVER. TOOL



REF. NO.	PART NO.	DESCRIPTION	Q'TY	REMARKS
1	4K0-21711-00-29	COVER, side (L.H)	1	UR candy blue
	4K0-21711-00-4H	COVER, side (L.H)	1	UR cardinal red
2	2H7-21628-00	DAMPER, mud guard	1	
3	4K0-21721-00-29	COVER, side (R.H)	1	UR candy blue
	4K0-21721-00-4H	COVER, side (R.H)	1	UR cardinal red
4	2H7-21628-00	DAMPER, mud guard	1	
5	90480-12053	GROMMET	2	
6	90480-01141	GROMMET	4	
7	4K0-21781-00	EMBLEM 1	2	
8	4K0-2173E-00	GRAPHIC	1	UR STD cardinal red
	4K0-2173E-10	GRAPHIC	1	UR crystal silver
9	4K0-2173F-00	GRAPHIC	1	UR STD cardinal red
	4K0-2173F-10	GRAPHIC	1	UR crystal silver
10	4H7-21240-01	BOX COMP.	1	
11	97322-06025	BOLT	1	
12	92902-06100	WASHER, spring	1	
13	90201-06407	WASHER, plate	1	
14	90387-060A7	COLLAR	1	
15	90480-16233	GROMMET	1	
16	97322-08025	BOLT	1	
17	92902-08100	WASHER, spring	1	
18	90387-09617	COLLAR	1	
19	4H7-21746-00	DAMPER	1	
20	4H7-2175R-00	HOOK, bank	1	
21	4H7-21243-01	PLATE, bridge	1	
22	4H7-21170-00	BOX COMP.	1	
23	4H7-21258-00	BOX	1	
24	90480-22054	GROMMET	1	

FIG. 26 SIDE COVER, TOOL

REF. NO.	PART NO.	DESCRIPTION	Q'TY	REMARKS
25	92501-06020	SCREW, Pin head	1	
26	92902-06100	WASHER, Spring	1	
27	90201-06557	WASHER, Plate	1	
28	4H7-W2171-01	WHEEL LOCK ASSY	1	
29	4H7-28100-10	TOOL KIT	1	

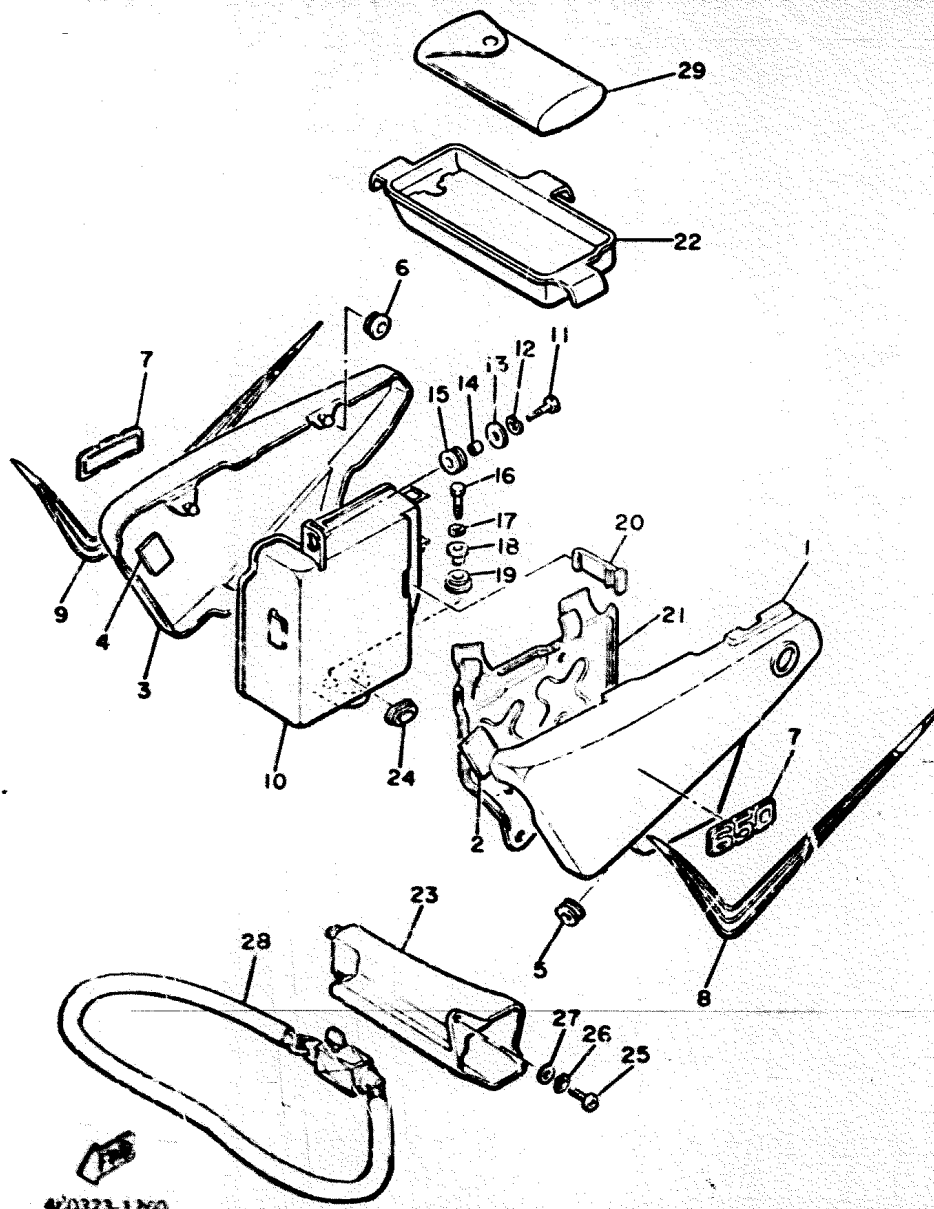
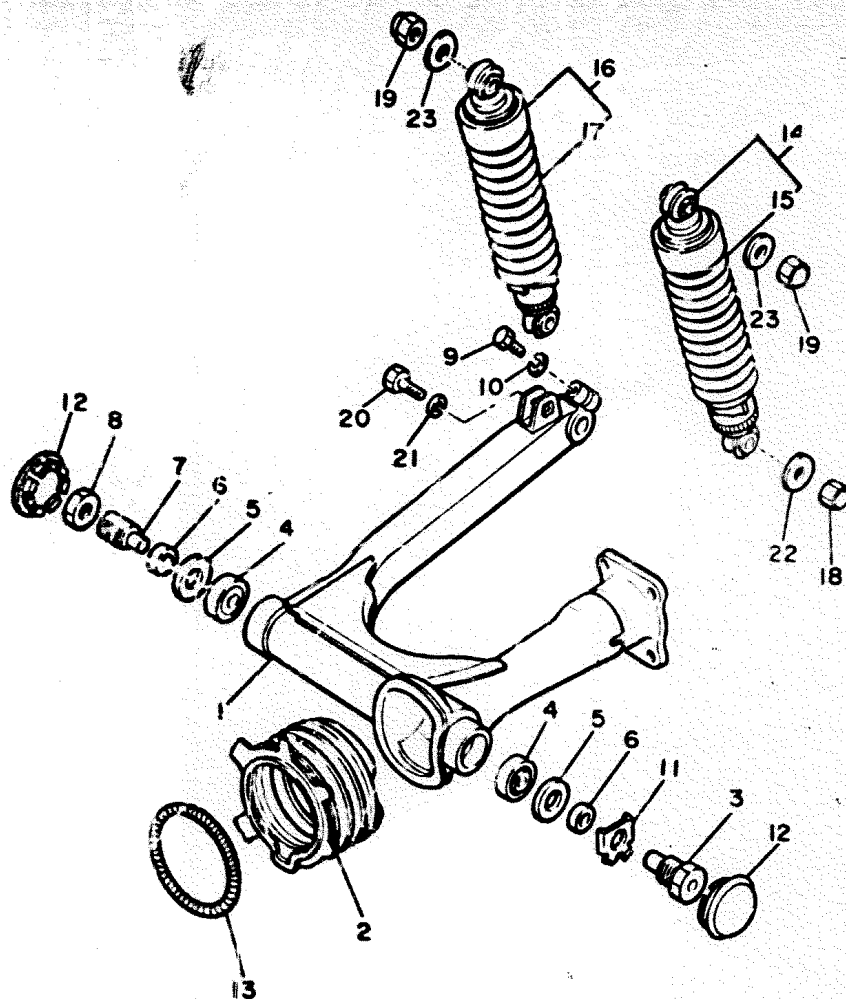




FIG. 27 REAR ARM SUSPENSION

REF. NO.	PART NO.	DESCRIPTION	Q'TY	REMARKS
1	4K0-22110-00-33	REAR ARM COMP.	1	paint black
2	4H7-22189-00	BOOT, rubber	1	
3	4H7-22141-00	SHAFT, Pivot	1	
4	93332-00010	BEARING	2	
5	93102-25017	OIL SEAL	2	
6	90387-17543	COLLAR	2	
7	1J7-22141-00	SHAFT, Pivot	1	
8	1J7-22143-00	NUT	1	
9	97306-08035	BOLT	1	
10	92906-08100	WASHER, spring	1	
11	90215-22171	WASHER, lock	1	
12	2H7-2219X-00	COVER	2	
13	90506-07136	SPRING, tension	1	
14	4K0-22210-00	SHOCK ABSORBER ASSY, rear	1	
15	4K0-22212-00	SPRING	1	
16	4K0-22210-10	SHOCK ABSORBER ASSY, rear	1	
17	4K0-22212-00	SPRING	1	
18	90176-10013	NUT, crown	1	
19	90176-10009	NUT, crown	2	
20	90106-10030	BOLT	1	
21	92903-10100	WASHER, spring	1	
22	90201-10140	WASHER, plate	1	
23	90201-10142	WASHER, plate	2	



4K0332-0270

D9



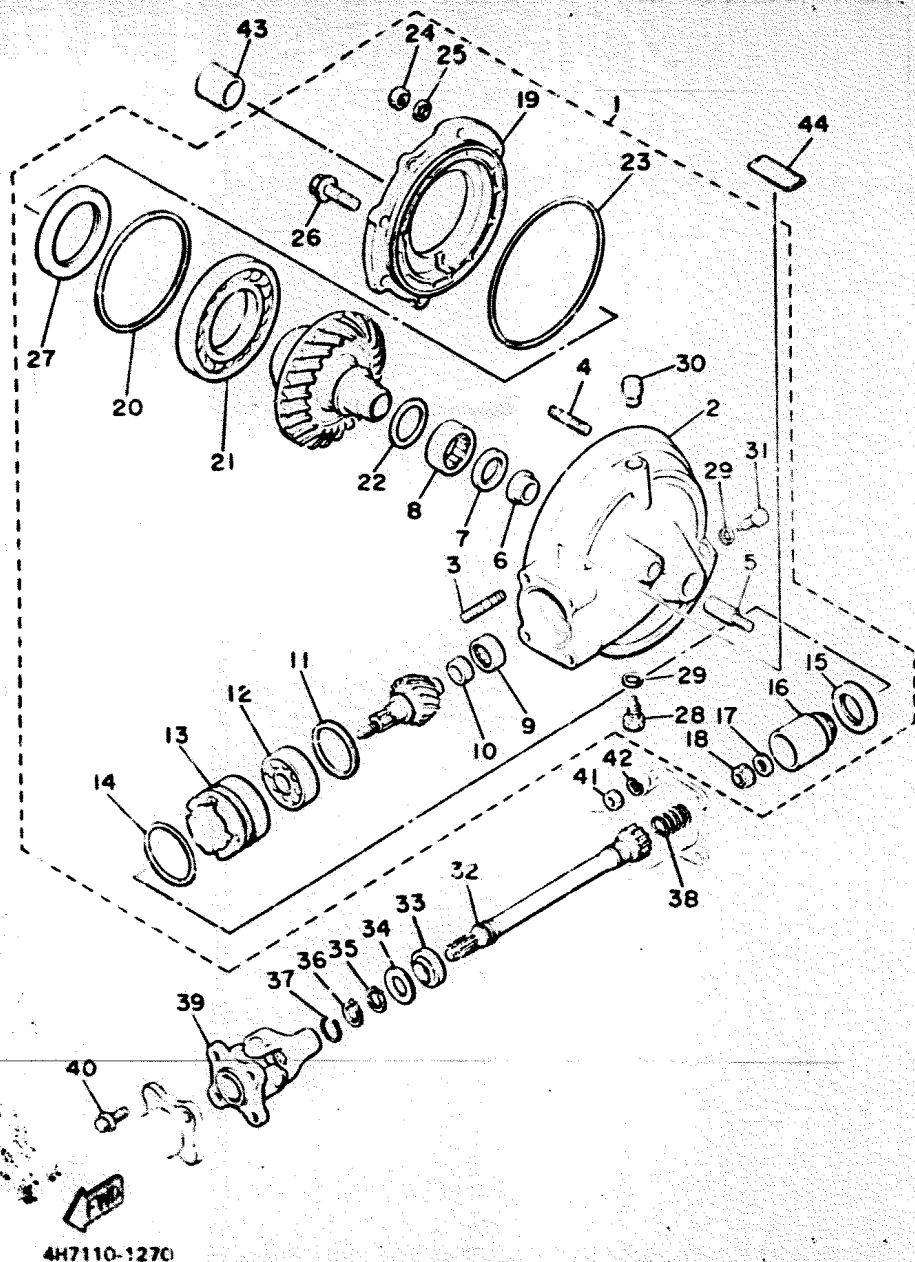


FIG. 28 DRIVE SHAFT

REF. NO.	PART NO.	DESCRIPTION	Q'TY	REMARKS
1	4H7-46101-00	REAR AXLE GEAR CASE ASSY	1	
2	4H7-46151-01	•HOUSING, drive shaft	1	
3	90116-10362	•BOLT, stud	4	
4	90116-08360	•BOLT, stud	6	
5	90116-10249	•BOLT, stud	1	
6	4H7-46153-00	•COLLAR, Guide	1	
7	93101-30084	•OIL SEAL	1	
8	93311-43729	•BEARING, cylindrical	1	
9	93317-41510	•BEARING, cylindrical	1	
10	2H7-46122-00	•RACE, inner	1	UR
11	1J7-17537-Y0-15	•SHIM, thrust (0.15T)	1	UR
	1J7-17537-Y0-30	•SHIM, thrust (0.30T)	1	UR
	1J7-17537-Y0-40	•SHIM, thrust (0.40T)	1	UR
	1J7-17537-Y0-50	•SHIM, thrust (0.50T)	1	UR
	1J7-17537-Y0-60	•SHIM, thrust (0.60T)	1	UR
12	93306-30524	•BEARING (B6305)	1	
13	4H7-46125-00	•RETAINER, bearing	1	
14	93210-60426	•O-RING	1	
15	93101-38098	•OIL SEAL	1	
16	4H7-46123-00	•COUPLING, Gear	1	
17	90201-14632	•WASHER, Plate	1	
18	90185-14070	•NUT, self-locking	1	UR
19	4H7-46152-00	•HOUSING, bearing	1	UR
20	1J7-46117-Y0-25	•SHIM, ring Gear (0.25T)	1	UR
	1J7-46117-Y0-30	•SHIM, ring Gear (0.30T)	1	UR
	1J7-46117-Y0-35	•SHIM, ring Gear (0.35T)	1	UR
	1J7-46117-Y0-40	•SHIM, ring Gear (0.40T)	1	UR
	1J7-46117-Y0-45	•SHIM, ring Gear (0.45T)	1	UR

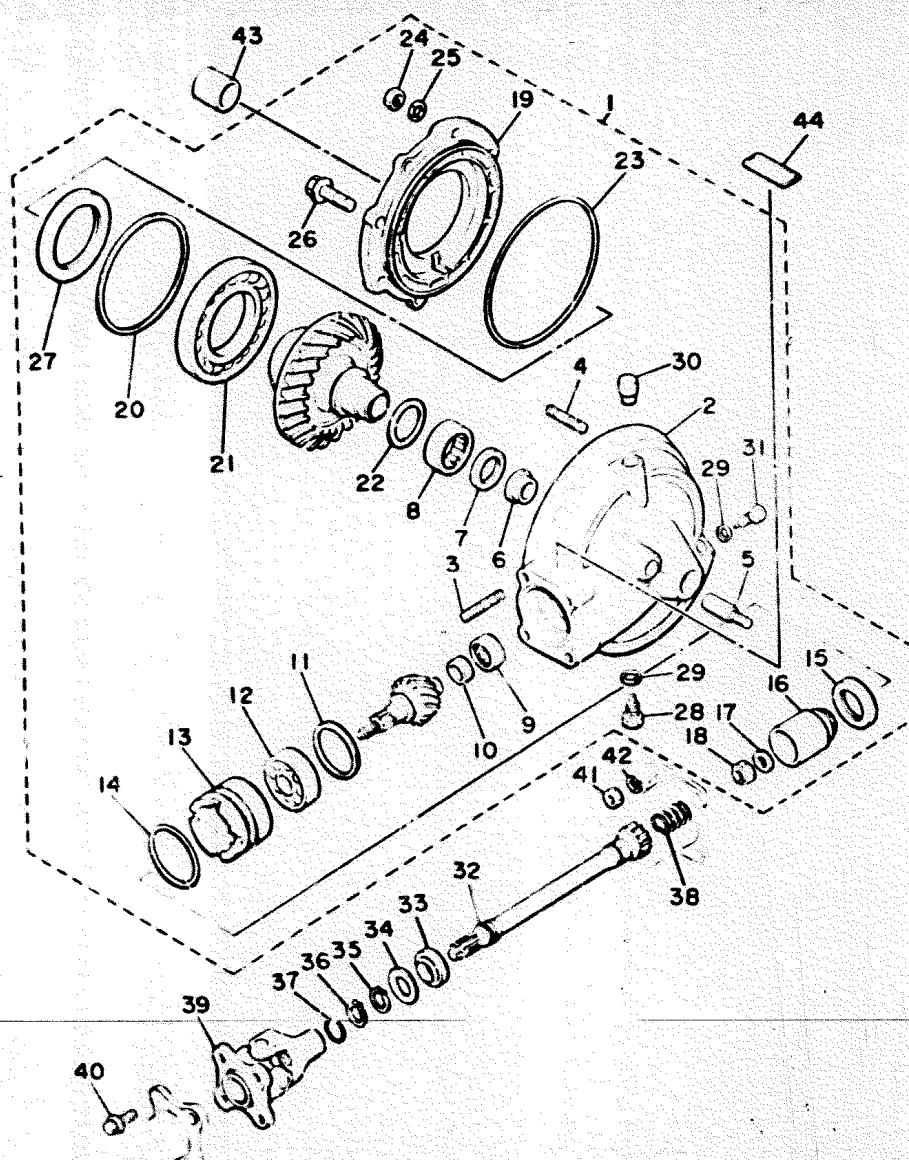


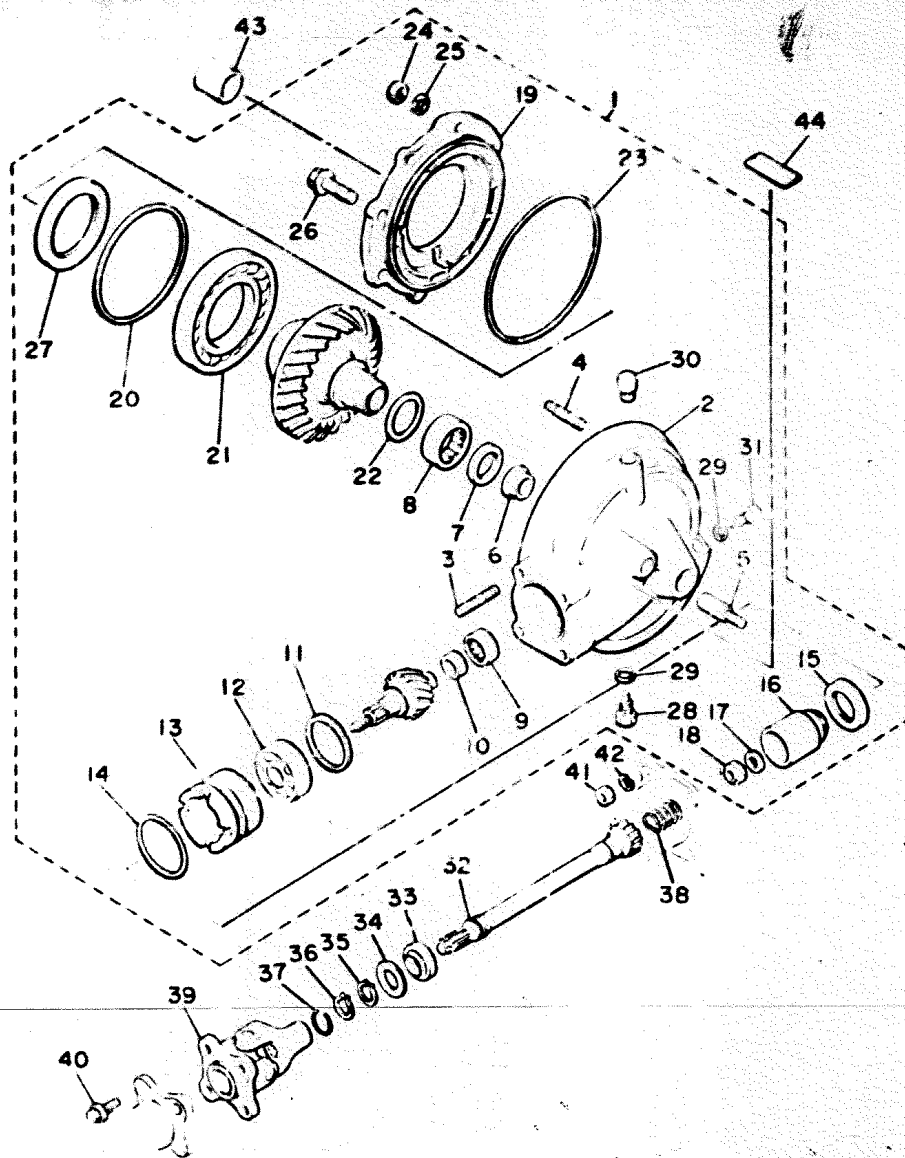
FIG. 28 DRIVE SHAFT

REF. NO.	PART NO.	DESCRIPTION	Q'TY	REMARKS
20	1J7-46117-Y0-50	.SHIM, ring gear (0.50T)	1	UR
21	93316-01403	.BEARING, cylindrical	1	
22	1J7-46118-Y0-18	.WASHER, thrust (1.8T)	1	UR
	1J7-46118-Y0-19	.WASHER, thrust (1.9T)	1	UR
	1J7-46118-Y0-20	.WASHER, thrust (2.0T)	1	UR
	1J7-46118-Y0-21	.WASHER, thrust (2.1T)	1	UR
	4H7-46118-00-14	.WASHER, thrust (1.4T)	1	UR
	4H7-46118-00-15	.WASHER, thrust (1.5T)	1	UR
	4H7-46118-00-16	.WASHER, thrust (1.6T)	1	UR
	4H7-46118-00-17	.WASHER, thrust (1.7T)	1	UR
	4H7-46118-00-22	.WASHER, thrust (2.2T)	1	UR
	4H7-46118-00-23	.WASHER, thrust (2.3T)	1	UR
23	93211-44348	.O-RING	1	
24	95311-08600	.NUT	6	
25	92901-08700	.WASHER, wave	6	
26	95821-10025	.BOLT, flange	2	
27	93102-70167	.OIL SEAL	1	
28	90340-14009	.PLUG, straight screw	1	
29	214-11198-01	.GASKET	2	
30	2H7-17590-00	.BREATHER COMP.	1	
31	90340-14042	.PLUG, straight screw	1	
32	5G2-46172-00	SHAFT, drive	1	
33	93108-23007	OIL SEAL	1	
34	90201-231A2	WASHER, Plate	1	
35	93410-23056	CIRCLIP	1	
36	93410-22039	CIRCLIP	1	
37	90468-14067	CLIP	1	
38	90501-16491	SPRING, compression	1	
39	4H7-46180-00	CROSS JOINT COMP.		

4H7110-1270

FIG. 22 DRIVE SHAFT

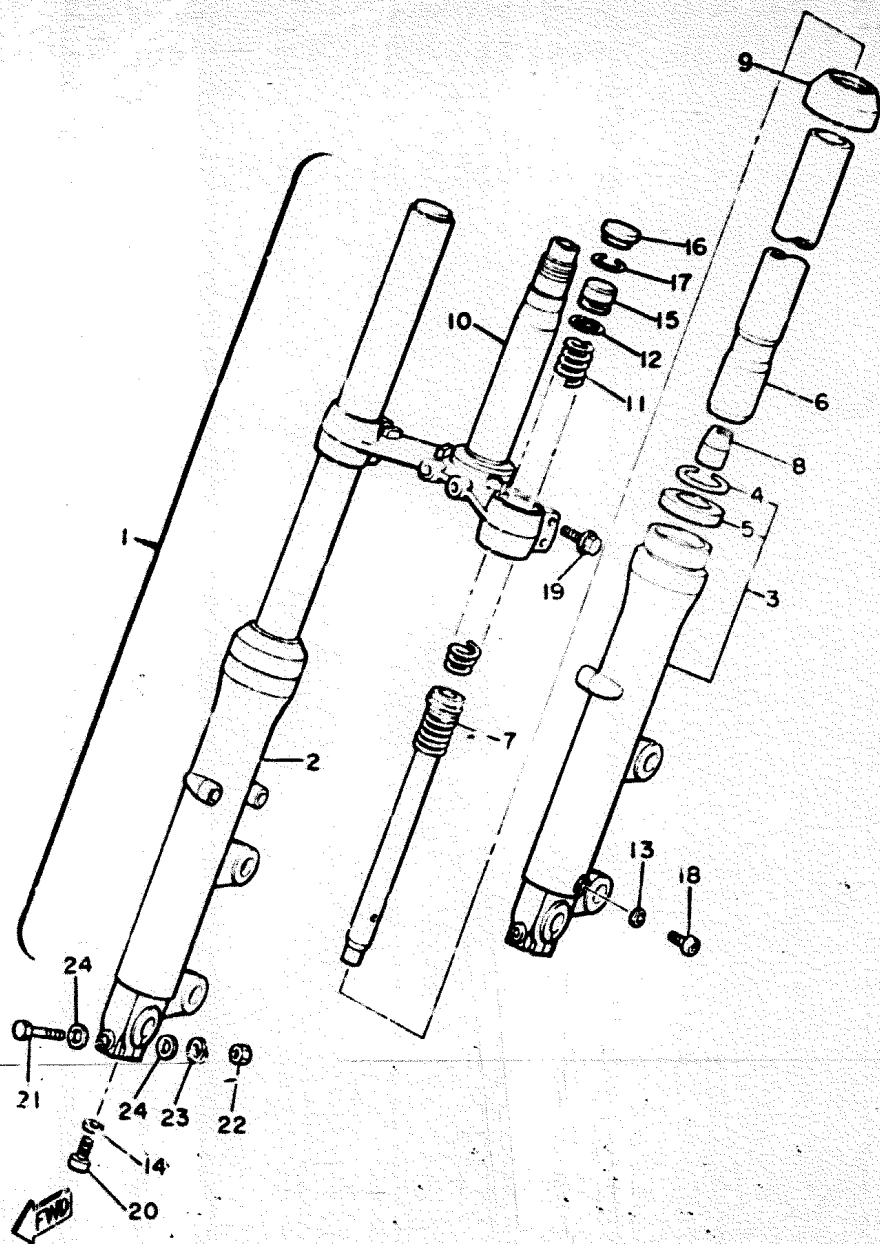
REF. NO.	PART NO.	DESCRIPTION	Q'TY	REMARKS
40	90105-08068	BOLT, washer based	4	
41	95316-10800	NUT	4	
42	92906-10100	WASHER, spring	4	
43	90387-172A5	COLLAR	1	
44	4H7-46181-10	LABEL, oil caution	1	



4H7110-1270

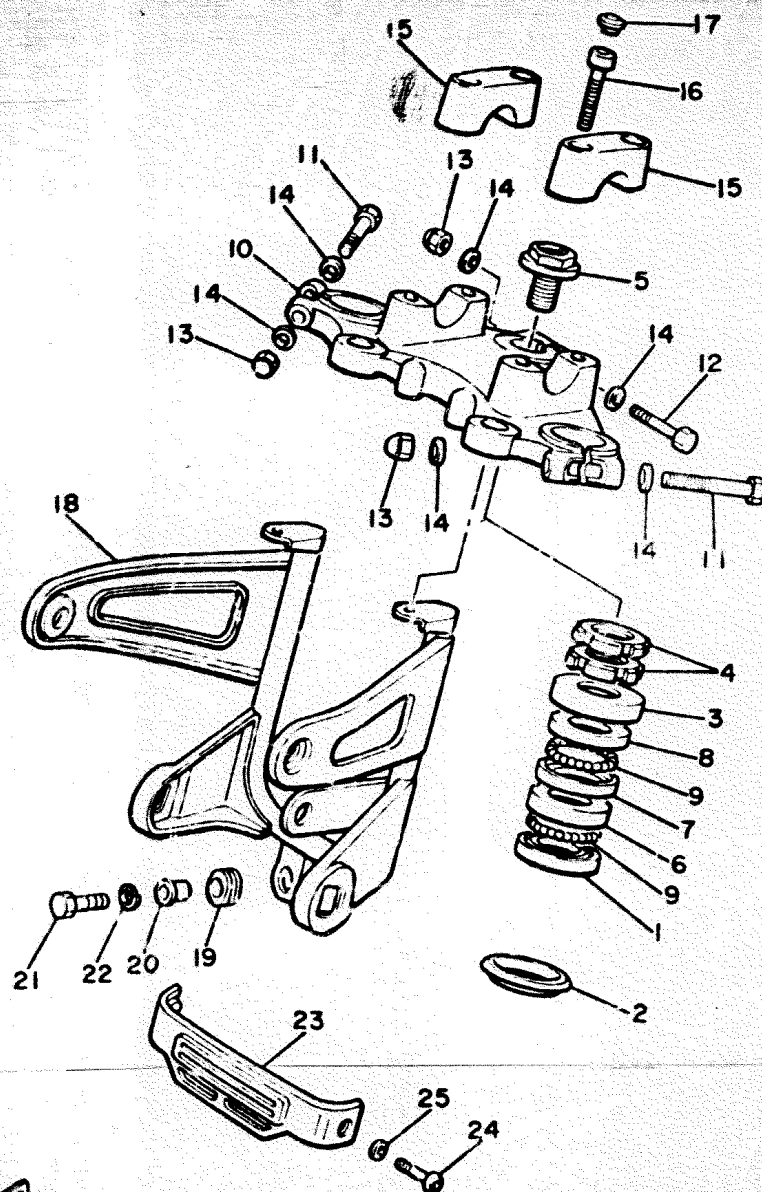
D12

FIG. 29 FRONT FORK



REF. NO.	PART NO.	DESCRIPTION	Q'TY	REMARKS
1	4K0-23101-20	FRONT FORK ASSY.	1	
2	4K0-23136-00	TUBE, outer 2	1	
3	4K0-23126-00	TUBE, outer 1	1	
4	4A1-23156-00	CLIP, oil seal	2	
5	3J2-23145-00	OIL SEAL	2	
6	4K0-23110-00	INNER TUBE COMP.1	2	
7	4K0-23170-00	CYLINDER COMP., front fork	2	
8	1W1-23173-L0	SPINDLE, taper	2	
9	3J2-23144-00	SEAL, dust	2	
10	4K0-23340-20	UNDER BRACKET COMP.	1	
11	4K0-23141-00	SPRING, front fork	2	
12	3J2-23114-00	O-RING	2	
13	122-23129-00	GASKET, drain Plug	2	
14	509-23158-L0	GASKET	2	
15	3Y1-23111-00	BOLT, cap	2	
16	3Y1-23168-00	CAP, front fork	2	
17	3J2-23183-00	CIRCLIP	2	
18	122-23119-01	PLUG, drain	2	
19	90119-08012	BOLT, with washer	4	
20	278-23181-50	BOLT, hexagon socket head	2	
21	4G0-23356-00	BOLT 2	2	
22	95-11-08600	NUT	2	
23	92901-08100	WASHER, spring	2	
24	90201-06544	WASHER, Plate	4	

FIG. 30 STEERING



REF. NO.	PART NO.	DESCRIPTION	Q'TY	REMARKS
1	256-23411-00	RACE, ball 1	1	
2	164-23462-00	SEAL, steering	1	
3	4K0-23415-00	COVER, ball race 1	1	
4	4H3-23454-00	NUT, fitting 2	2	
5	4H3-23451-00	BOLT, fitting 1	1	
6	256-23412-00	RACE, ball 2	1	
7	256-23413-00	RACE, ball 3	1	
8	256-23414-00	RACE, ball 4	1	
9	93501-04011	BALL	38	
10	4K0-23435-00-98	CROWN, handle	1	low gloss black
11	97326-08055	BOLT	2	
12	97326-08065	BOLT	1	
13	95306-08800	NUT	3	
14	92906-08600	WASHER, Plate	6	
15	4H7-23441-00-98	HOLDER, handle upper	2	
16	91316-08030	BOLT	4	
17	341-23459-00	CAP, bolt	4	
18	4K0-23174-00	STAY, headlight	1	
19	90480-14101	GROMMET	2	
20	90387-07391	COLLAR	2	
21	97302-06025	BOLT	2	
22	92902-06100	WASHER, spring	2	
23	4K0-23122-00	COVER, outer 1	1	
24	98906-05012	SCREW, bind	2	
25	92906-05200	WASHER, plain	2	

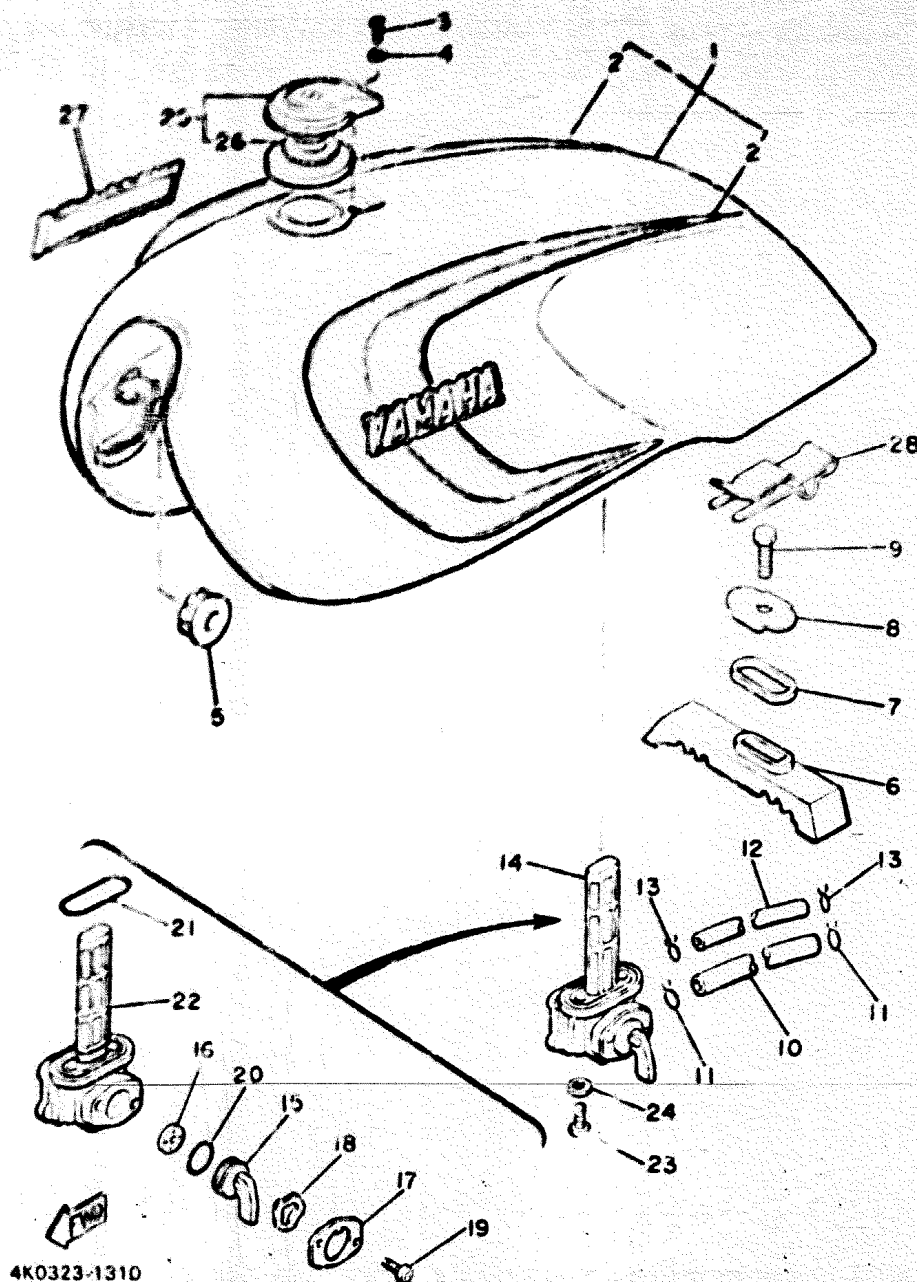


4K0310-0300

D14



FIG. 31 FUEL TANK



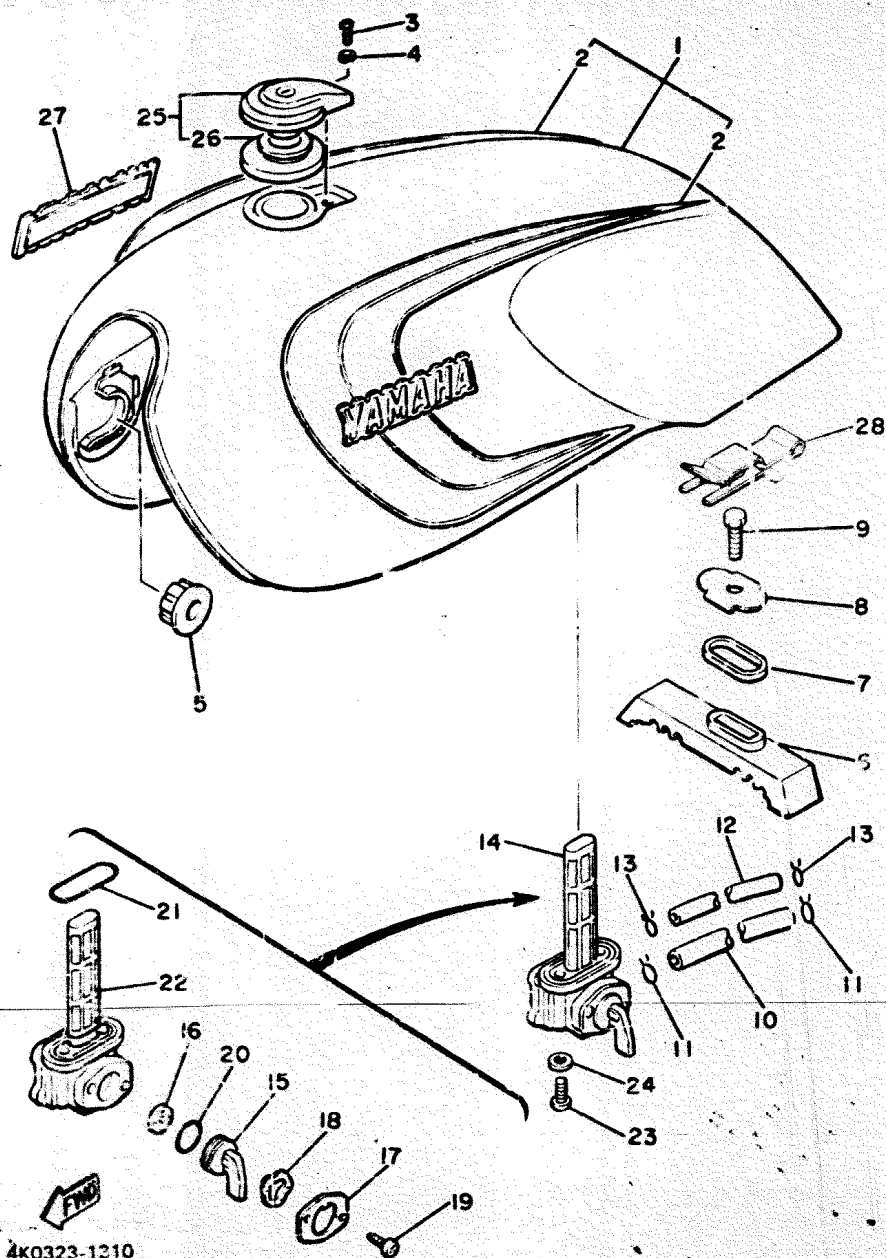
4K0323-1310

REF. NO.	PART NO.	DESCRIPTION	Q'TY	REMARKS
1	4K0-24110-01-01	FUEL TANK COMP.	1	UR cardinal red
	4K0-24110-01-04	FUEL TANK COMP.	1	UR cardinal red
2	4K0-24240-10	•GRAPHIC SET	1	UR STD
	4K0-24240-00	•GRAPHIC SET	1	for cb cdr
			1	UR crystal silver
3	98501-05008	SCREW, Pan head	1	
4	92901-05100	WASHER, sPring	1	
5	4H7-24181-00	DAMPER, locating 1	2	
6	4K0-24182-00	DAMPER, locating 2	1	
7	4K0-24183-00	DAMPER, locating 3	1	
8	4K0-24186-00	WASHER, sPecial	1	
9	90109-08579	BOLT	1	
10	90445-11501	HOSE	1	
11	90467-10008	CLIP	2	
12	90445-09500	HOSE	1	
13	90467-08003	CLIP	2	
14	4K0-24500-01	FUEL COCK ASSY 1	1	
15	4H7-24524-00	•LEVER, cock	1	
16	3H3-24523-00	•VALVE	1	
17	4H7-24525-00	•PLATE, lever fitting	1	
18	3H3-24518-00	•WASHER, wave	1	
19	98501-03008	•SCREW, Pan head	2	
20	3H3-24534-00	•G-RING	1	
21	2W6-24512-00	•O-RING	1	
22	3Y1-24514-20	•NET, filter 1	1	
23	90149-06011	SCREW	2	
24	90202-06010	WASHER, Plate	2	
25	4X7-24602-00	CAP ASSY	1	
26	4X7-24612-00	•GASKET, cap	1	

D15

FIG. 31 FUEL TANK

REF. NO.	PART NO.	DESCRIPTION	Q'TY	REMARKS
27	3X0-24161-20	EMBLEM 1	2 1b	
28	4K0-2411M-00	CLIP	1	





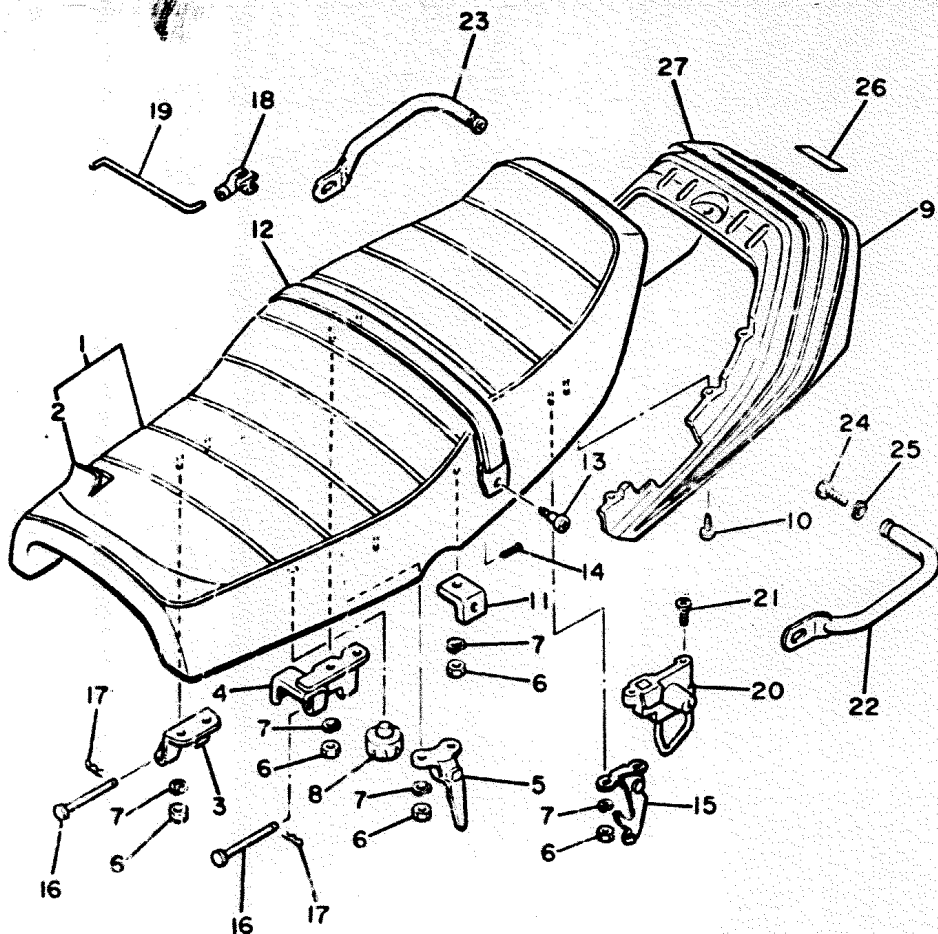


FIG. 32 SEAT

REF. NO.	PART NO.	DESCRIPTION	Q'TY	REMARKS
1	4K0-W2472-00	DOUBLE SEAT ASSY	1	
2	4K0-24731-00	COVER, double seat	1	
3	307-24726-00-33	HINGE, seat	1	
4	4K0-24726-01	HINGE, seat	1	
5	4K0-24728-00	BRACKET, seat	1	
6	95302-06600	NUT	2	
7	92902-06100	WASHER, spring	9	
8	371-27114-00	STOPPER, main stand	1	
9	4K0-24756-01-20	COVER, tail	1	1 UR crystal silver
	4K0-24756-01-4H	COVER, tail	1	1 UR cardinal red
10	97701-50516	SCREW, Panhead tapping	7	
11	4K0-24748-00	BRACKET, seat	1	
12	4K0-24734-00	BAND, seat	1	
13	2M1-24717-00	BOLT, seat fitting	2	
14	91401-20015	PIN, cotter	2	
15	4K0-W2474-00	BRACKET	1	
16	91701-05055	PIN, clevis	2	
17	90468-10000	CLIP	2	
18	4K0-24768-01	STOPPER	1	
19	1J7-24718-00	HOLDER, rod 1	1	
20	4K0-24705-00	SEAT LOCK ASSY	1	
21	98906-06008	SCREW, bind	2	
22	4K0-21165-00	HANDLE, standing	1	
23	4K0-21275-00	STAY, rear	1	
24	97301-06015	BOLT	2	
25	92902-06100	WASHER, spring	2	
26	353-24786-01	EMBLEM	1	
27	4K0-24757-10	GRAPHIC, tail cover	1	1 UR cardinal red
	4K0-24757-10	GRAPHIC, tail cover	1	1 UR crystal silver

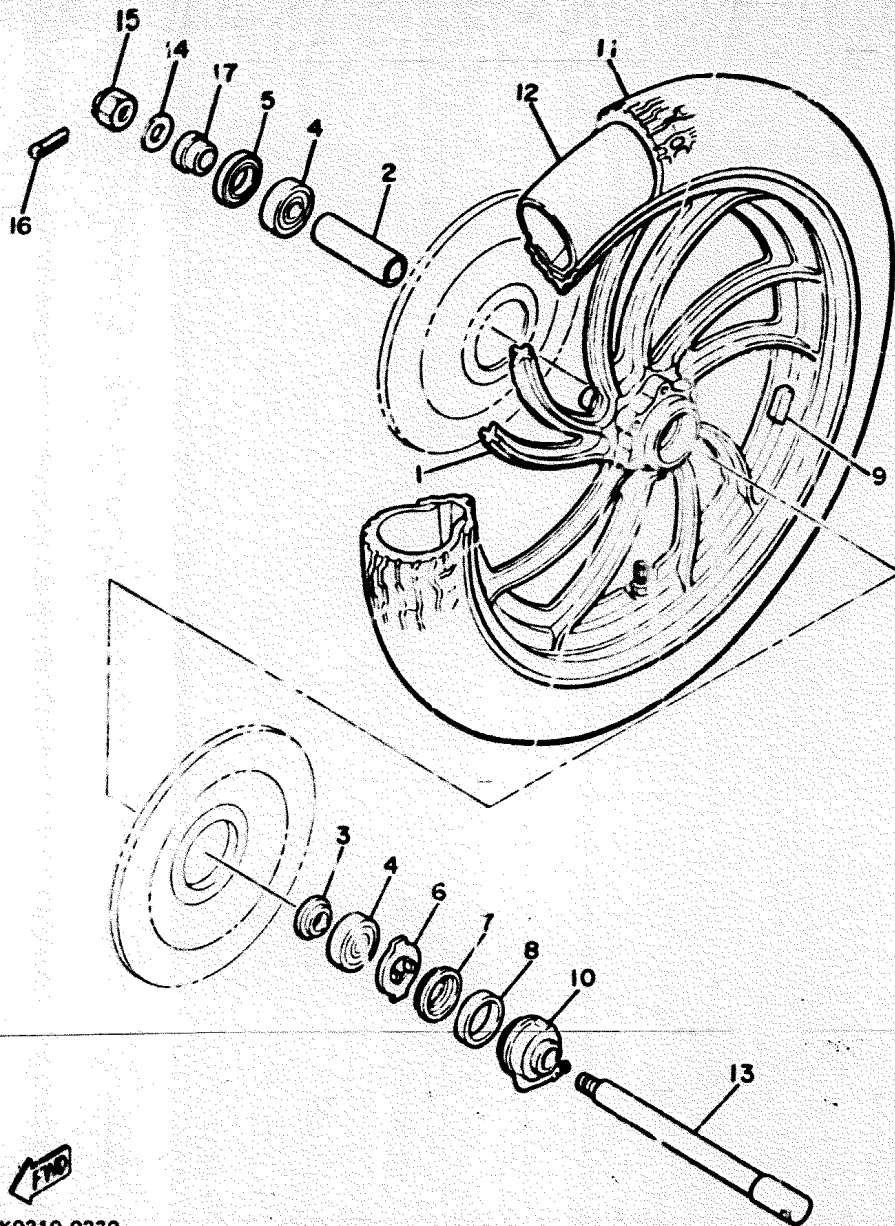
FWD

4K0323-1323

E3

FIG. 33 FRONT WHEEL

REF. NO.	PART NO.	DESCRIPTION	Q'TY	REMARKS
1	4K0-25168-20-98	CAST WHEEL, front (1.85-19)	1	low Sicas black
2	90560-15116	SPACER	1	
3	146-25115-00	FLANGE, spacer 1	1	
4	93306-30203	BEARING (B6302Z)	2	
5	93102-22014	OIL SEAL	1	
6	341-25149-00	CLUTCH, meter	1	
7	341-25846-00	RETAINER, clutch	1	
8	93105-45017	OIL SEAL	1	
9	1A1-25398-01	BALANCER, wheel (20G)	1	UN
	1A1-25399-00	BALANCER, wheel (10G)	1	UN
	2H0-25399-00	BALANCER, wheel (30G)	1	UN
10	4K0-25190-00	GEAR UNIT ASSY	1	
11	94132-19632	TIRE (3.25-19)	1	
12	94230-19047	TUBE (3.00-19)	1	yokohama
13	4H7-25181-00	AXLE, wheel	1	
14	92901-14200	WASHER, plain	1	
15	90171-14020	NUT, castle	1	
16	91401-30030	PIN, cotter	1	
17	90387-15550	COLLAR	1	

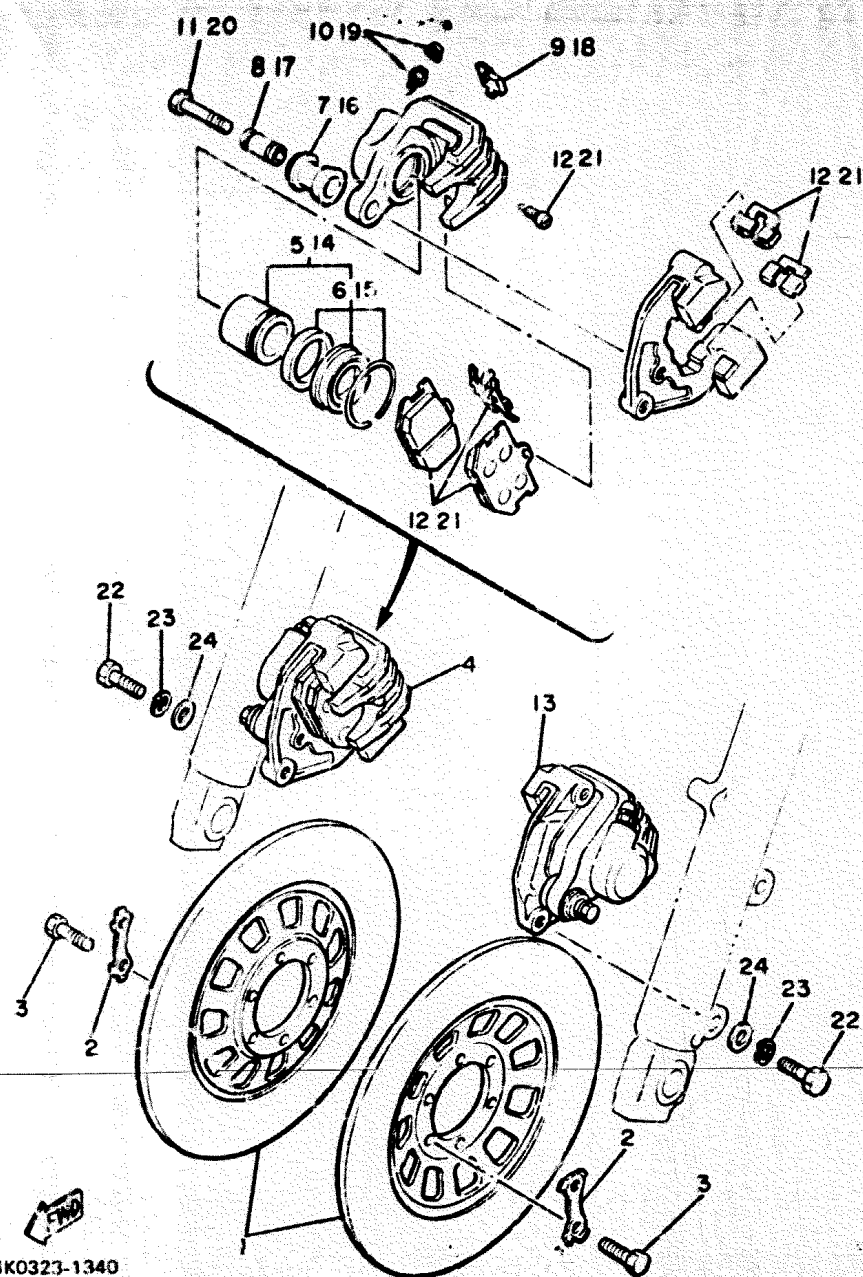


4K0310-0330

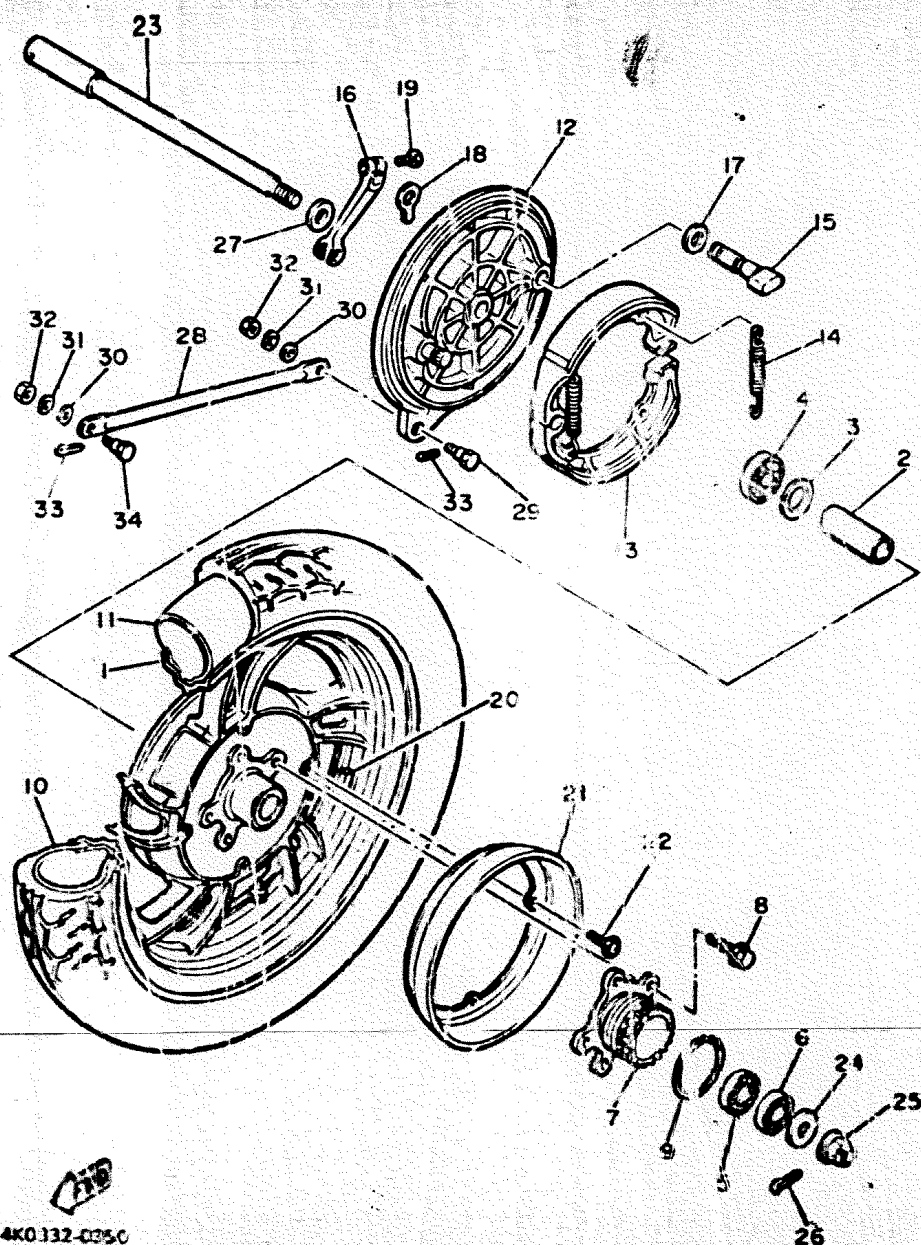
E4

FIG. 34 FRONT BRAKE CALIPER

REF. NO.	PART NO.	DESCRIPTION	Q'TY	REMARKS
1	1L9-25831-00	DISC, brake	2	
2	1J3-25834-01	WASHER, lock	6	
3	90101-08312	BOLT	12	
4	4K0-25810-01	CALIPER ASSY (RIGHT)	1	
5	1J3-W0057-00	PISTON ASSY, caliper	1	
6	1J3-W0047-00	CALIPER SEAL KIT	1	
7	1J3-25917-00	BOOT, caliper	1	
8	1J3-25838-00	SLEEVE, caliper	1	
9	1J3-25845-01	CAP, indicator	1	
10	1J3-W0048-00	BREED SCREW KIT	1	
11	90105-08145	BOLT, washer based	1	
12	4K0-W0045-00	BRAKE PAD KIT, front	1	
13	4K0-25810-11	CALIPER ASSY (LEFT)	1	
14	1J3-W0057-00	PISTON ASSY, caliper	1	
15	1J3-W0047-00	CALIPER SEAL KIT	1	
16	1J3-25917-00	BOOT, caliper	1	
17	1J3-25838-00	SLEEVE, caliper	1	
18	1J3-25845-01	CAP, indicator	1	
19	1J3-W0048-00	BREED SCREW KIT	1	
20	90105-08145	BOLT, washer based	1	
21	4K0-W0045-00	BRAKE PAD KIT, front	1	
22	90101-10308	BOLT	4	
23	92901-10100	WASHER, spring	4	
24	92901-10300	WASHER, plain	4	



4K0323-1340



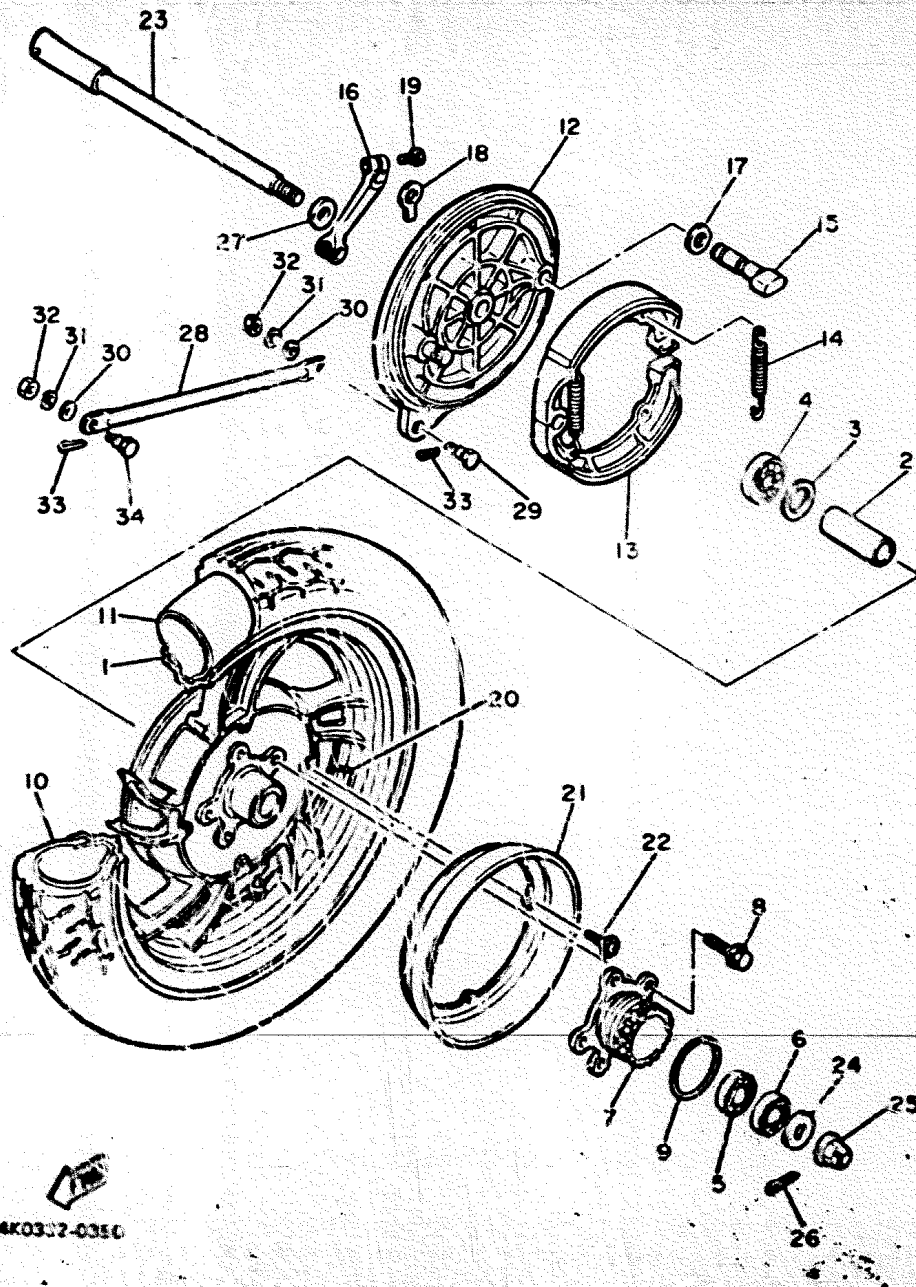
4K0332-0350

FIG. 35 REAR WHEEL

REF. NO.	PART NO.	DESCRIPTION	Q'TY	REMARKS
1	4K0-25338-20-98	CAST WHEEL, rear (2.15-18)	1	low gloss black
2	90560-17125	SPACER	1	
3	148-25315-00	FLANGE, spacer	1	
4	93306-30306	BEARING (B6303)	1	
5	93306-20316	BEARING (B6203)	1	UR
6	93306-20310	BEARING (B6203RS)	1	
7	4H7-25366-01	CLUTCH, hub	1	
8	90105-10200	BOLT, washer based	5	
9	93210-57428	O-RING	1	
10	94112-18437	TIRE (120/90-18 65H)	1	
11	94212-18171	TUBE	1	
12	4K0-25321-00	PLATE, brake shoe	1	
13	4K0-25330-00	BRAKE SHOE COMP.	2	
14	90507-20052	SPRING, tension	2	
15	4H7-25351-00	CAMSHAFT	1	
16	341-25355-00	LEVER, camshaft	1	
17	90201-14577	WASHER, plate	1	
18	4H7-2533A-02	PLATE, indicator	1	
19	90101-06291	BOLT	1	
20	1A1-25398-01	BALANCER, wheel (20G)	1	UN
	1A1-25399-00	BALANCER, wheel (10G)	1	UN
	2H0-25399-00	BALANCER, wheel (30G)	1	UN
21	4H7-25327-00	COVER, plate	1	
22	90159-05018	SCREW, with washer	4	
23	4H7-25381-00	AXLE, wheel	1	
24	90201-14143	WASHER, plate	1	
25	90179-14217	NUT	1	
26	91401-36030	PIN, cotter	1	



FIG. 35 REAR WHEEL

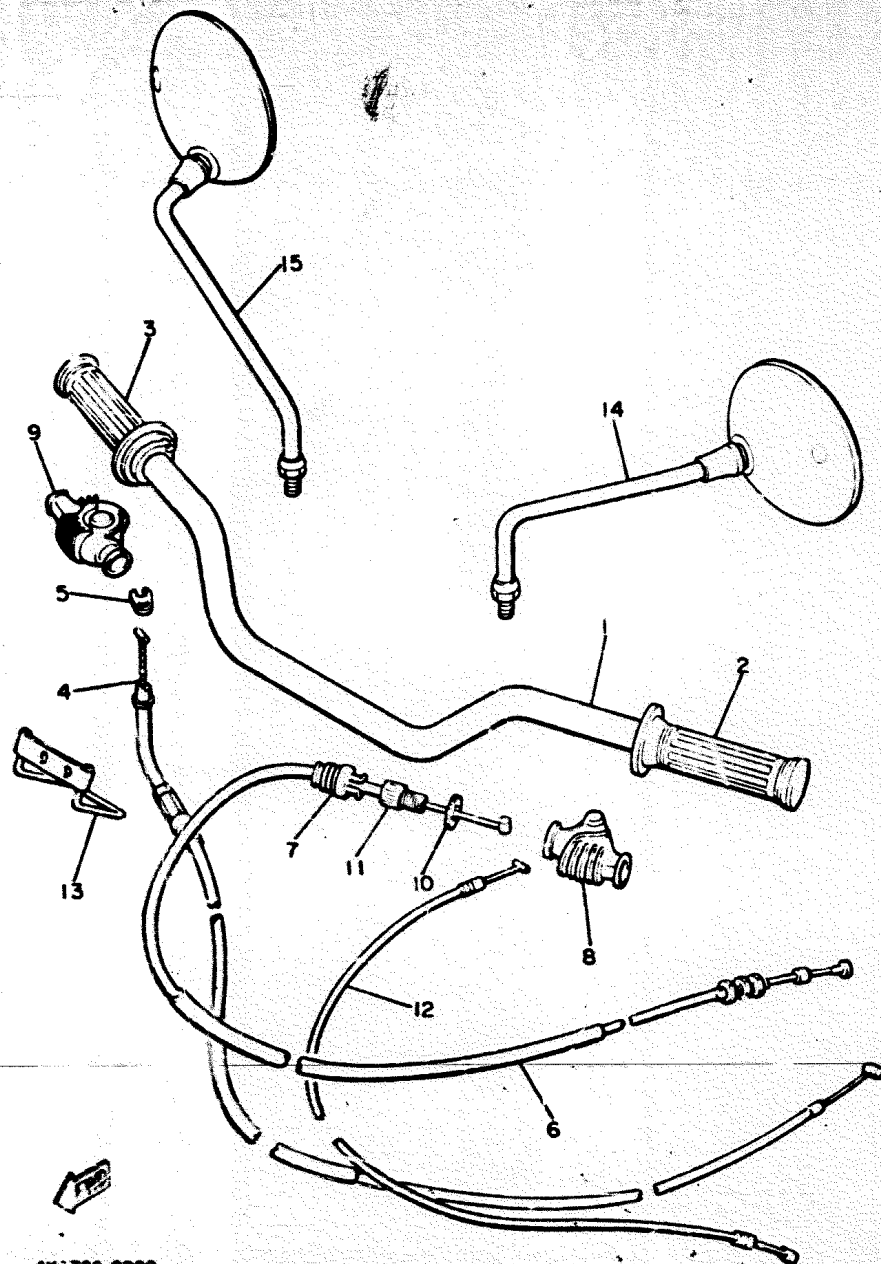


REF. NO.	PART NO.	DESCRIPTION	Q'TY	REMARKS
27	4H7-25377-00	COLLAR, wheel	1	
28	3H0-25371-00	BAR, tension	1	
29	90109-08406	BOLT	1	
30	92901-08600	WASHER, Plate	2	
31	92901-08100	WASHER, spring	2	
32	95301-08700	NUT	2	
33	91401-20012	PIN, cotter	2	
34	90109-08368	BOLT	1	

4K0312-0356

E7

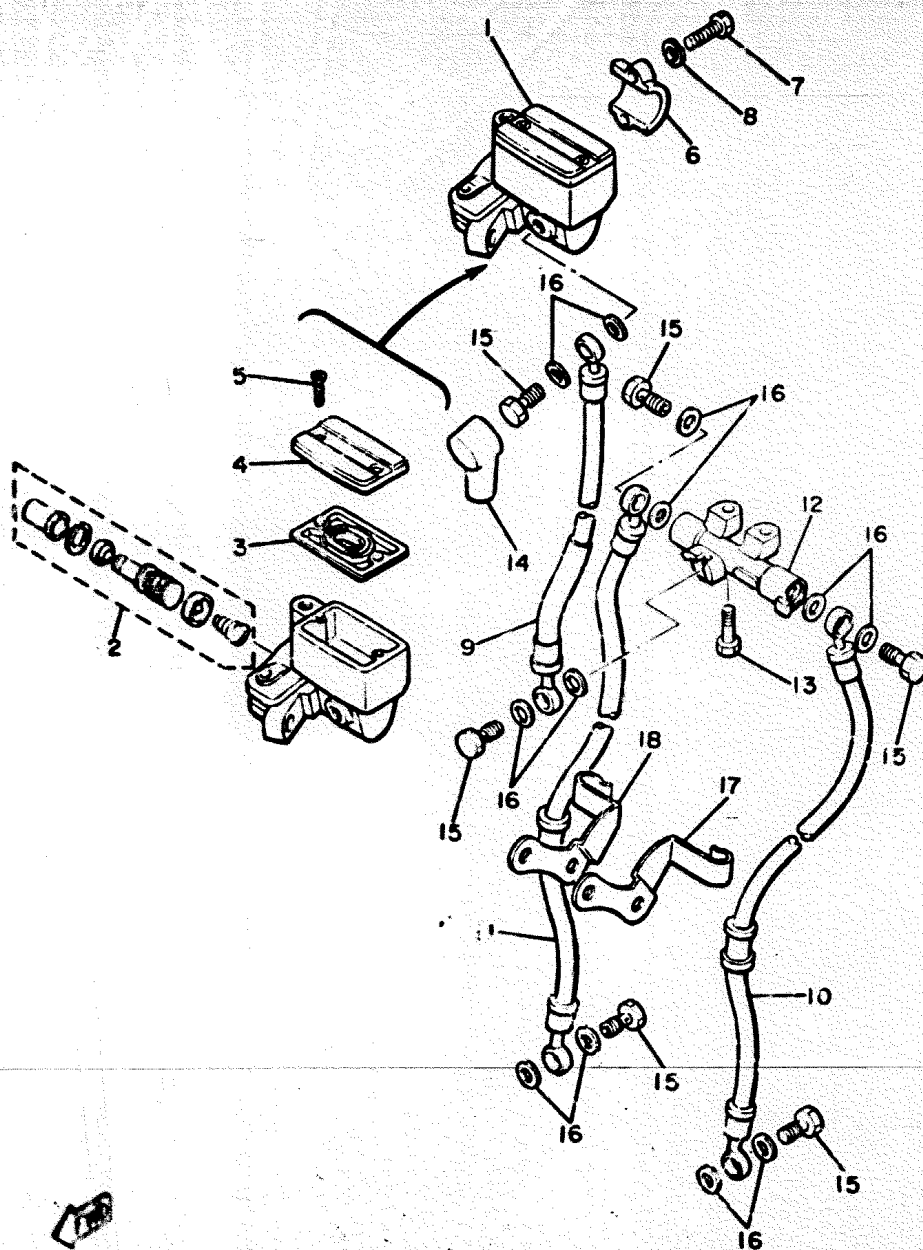
FIG. 36 HANDLEBAR, CABLE



4K1700-0380

REF. NO.	PART NO.	DESCRIPTION	Q'TY	REMARKS
1	1T5-26111-00	HANDLEBAR	1	
2	2H7-26241-00	GRIP (L.H.)	1	
3	2H7-26240-00	GRIP ASSY	1	
4	4K0-26311-00	CABLE, throttle 1	1	
5	584-26393-02	HOLDER	1	
6	4K0-26335-00	CABLE, clutch	1	
7	1E6-26342-00	BOOT, cable	1	
8	1E6-26372-00	COVER, handle lever	1	
9	1T5-26372-00	COVER, handle lever	1	
10	90179-08148	NUT	1	
11	90123-08046	BOLT	1	
12	4K0-26331-00	CABLE, starter 1	1	
13	4K0-26399-01	GUIDE, cable	1	
14	1J7-26290-51	MIRROR ASSY	1	australia new zealand
15	1J7-26290-41	MIRROR ASSY	1	australia new zealand

FIG. 37 FRONT MASTER CYLINDER



REF. NO.	PART NO.	DESCRIPTION	Q'TY	REMARKS
1	4K0-25850-00	MASTER CYLINDER ASSY	1	
2	4K0-W0041-00	•CYLINDER KIT, master	1	
3	4K0-25854-00	•DIAPHRAGM, reservoir	1	
4	4K0-25852-00	•CAP, reservoir	1	
5	98706-04010	•SCREW, flat head	2	
6	4L0-25867-00	BRACKET, master cylinder	1	
7	97326-06025	BOLT	2	
8	92906-06100	WASHER, spring	2	
9	4K0-25872-00	HOSE, brake 1	1	
10	4K0-25873-00	HOSE, brake 2	1	
11	4K0-25874-00	HOSE, brake	1	
12	4K0-25885-00	JOINT	1	
13	91316-06020	BOLT	2	
14	4L0-25862-00	BOOT, master cylinder	1	
15	90401-10034	BOLT, union	6	
16	90201-10118	WASHER, Plate	12	
17	4E2-25875-00	HOLDER, brake hose 1	1	
18	4E2-25876-00	HOLDER, brake hose 2	2	



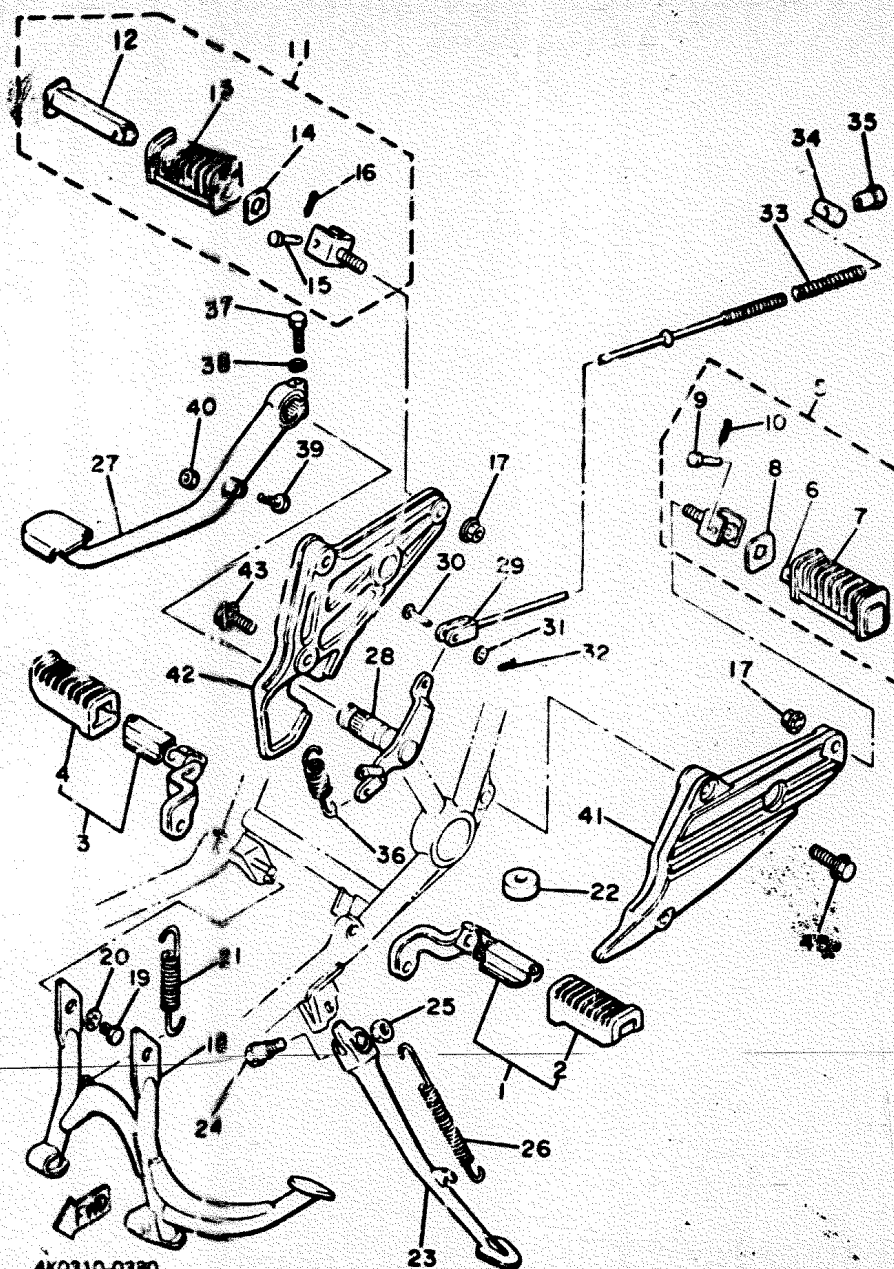
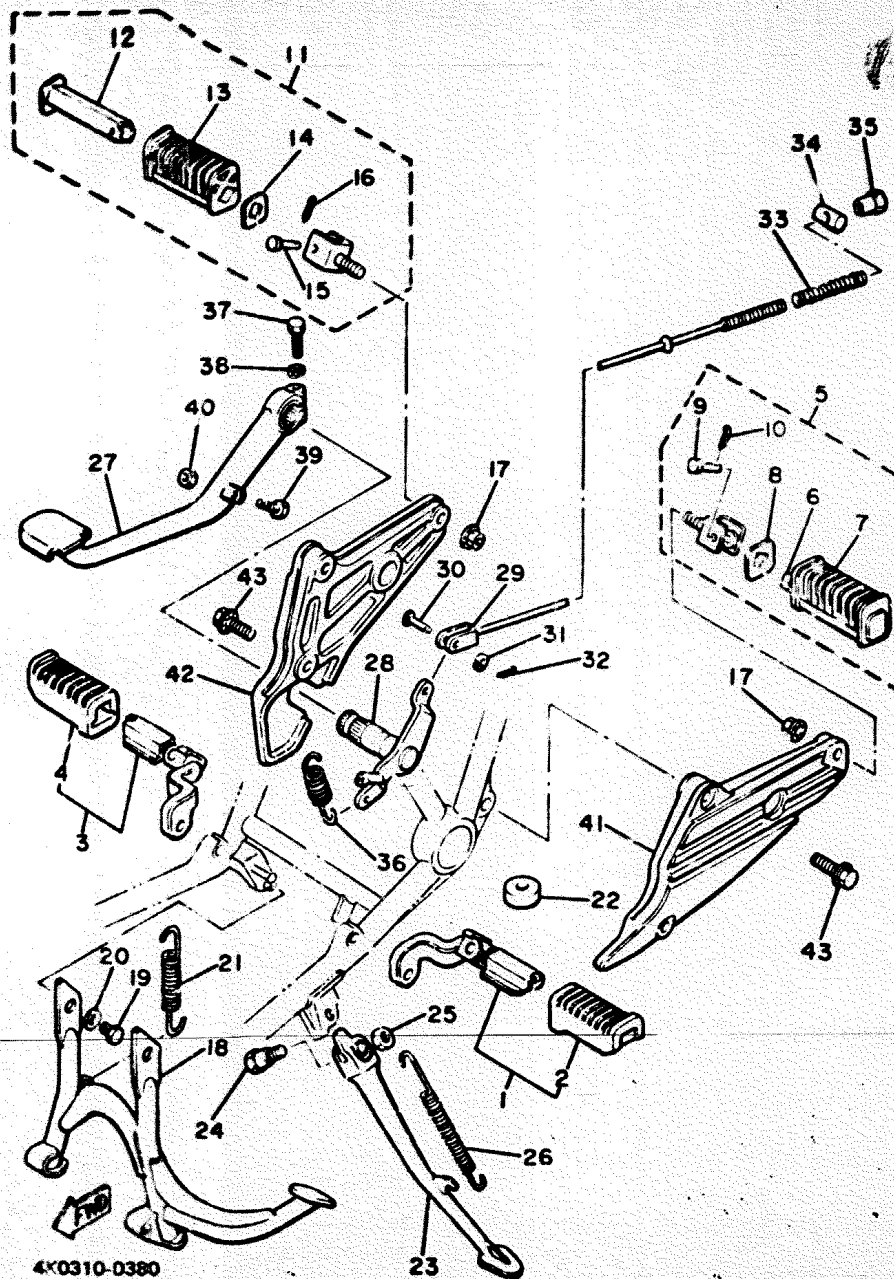


FIG. 38 STAND-FOOTREST

REF. NO.	PART NO.	DESCRIPTION	Q'TY	REMARKS
1	4K0-27410-00-R4	FRONT FOOTREST ASSY (L.H)	1	black
2	1J7-27413-01	COVER, footrest	1	
3	4K0-27420-00-R4	FRONT FOOTREST ASSY (R.H)	1	black
4	1J7-27413-01	COVER, footrest	1	
5	2H7-27430-00	REAR FOOTREST ASSY 1	1	
6	447-27431-00	FOOTREST, rear 1	1	
7	1J7-27433-00	COVER, rear footrest	1	
8	90209-18070	WASHER	1	
9	91701-06035	PIN, clevis	1	
10	91401-16012	PIN, cotter	1	
11	2H7-27440-00	REAR FOOTREST ASSY 2	1	
12	447-27441-00	FOOTREST, rear 2	1	
13	1J7-27444-00	COVER, rear footrest	1	
14	90209-18070	WASHER	1	
15	91701-06035	PIN, clevis	1	
16	91401-16012	PIN, cotter	1	
17	95701-10100	NUT, flange	2	
18	4K0-27111-00-R4	STAND, main	1	black
19	97302-10016	BOLT	2	
20	90201-10752	WASHER, plate	2	
21	90506-40233	SPRING, tension	1	
22	1A0-27114-00	STOPPER, main stand	1	
23	4K0-27311-02	STAND, side	1	
24	90109-10473	BOLT	1	
25	95301-10700	NUT	1	
26	90507-29009	SPRING, tension	1	
27	4K0-27211-00-93	PEDAL, brake	1	
28	4K0-27212-02	SHAFT, brake pedal	1	

FIG. 38 STAND.FOOTREST



REF. NO.	PART NO.	DESCRIPTION	Q'TY	REMARKS
29	4K0-27231-01	ROD, brake	1	
30	90240-08067	PIN, clevis	1	
31	90201-08083	WASHER, Plate	1	
32	91401-20018	PIN, collar	1	
33	90501-10245	SPRING, compression	1	
34	90249-12008	PIN	1	
35	90179-06178	NUT	1	
36	90506-23046	SPRING, tension	1	
37	90109-06468	BOLT	1	
38	92901-06100	WASHER, spring	1	
39	90153-06008	SCREW, hexagon	1	
40	90170-06184	NUT	1	
41	4K0-27442-00	BRACKET 2	1	
42	4K0-27443-00	BRACKET 3	1	
43	95821-10030	BOLT, flange	4	

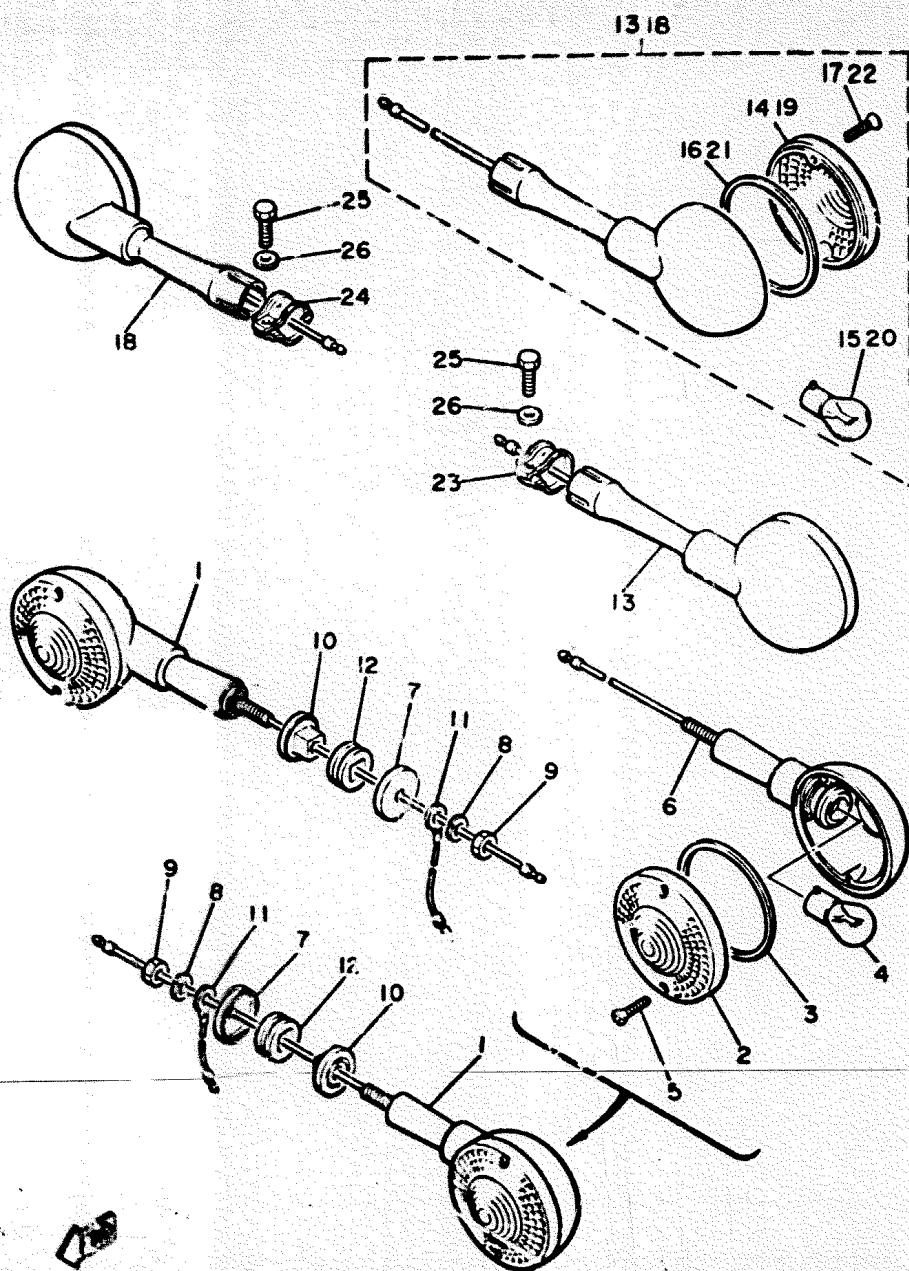
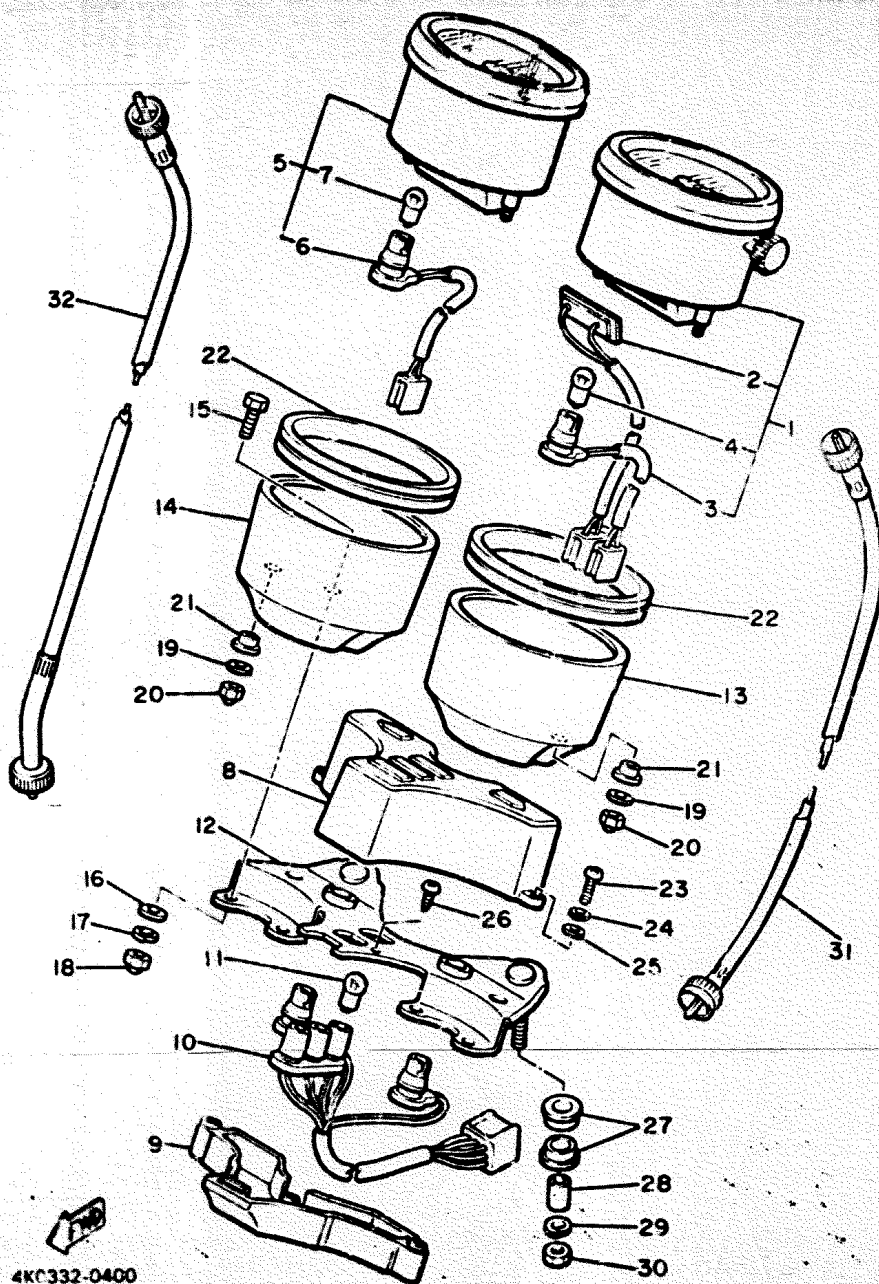


FIG. 39 FLASHER LIGHT

REF. NO.	PART NO.	DESCRIPTION	Q'TY	REMARKS
1	1L9-83320-K0-93	FRONT FLASHER LIGHT ASSY	2	
2	1A0-83312-K0	•LENS, flasher	1	
3	341-83313-70	•GASKET, flasher lens	1	
4	256-83311-70	•BULB (12V-27W)	1	
5	341-83333-70	•SCREW, lens fitting	2	
6	1A0-83367-K0	•BOLT, stud	1	
7	90201-08110	WASHER, Plate	2	
8	92901-08100	WASHER, sPring	2	
9	95301-08600	NUT	2	
10	341-83316-01	COLLAR, flasher 1	2	
11	371-82519-00	WIRE, earth lead	2	
12	341-83321-01	DAMPER, flasher 1	2	
13	4K1-83330-90	REAR FLASHER LIGHT ASSY 1	1	
14	341-83312-70	•LENS, flasher	1	
15	256-83311-70	•BULB (12V-27W)	1	
16	341-83313-70	•GASKET, flasher lens	1	
17	341-83333-70	•SCREW, lens fitting	2	
18	4K1-83340-90	REAR FLASHER LIGHT ASSY	1	
19	341-83312-70	•LENS, flasher	1	
20	256-83311-70	•BULB (12V-27W)	1	
21	341-83313-70	•GASKET, flasher lens	1	
22	341-83333-70	•SCREW, lens fitting	2	
23	1T4-83379-K0	BAND, flasher	1	
24	1T4-83389-K0	BAND, rear flasher light	1	
25	97301-06014	BOLT	2	
26	92901-06600	WASHER, Plate	2	

4K1700-0390

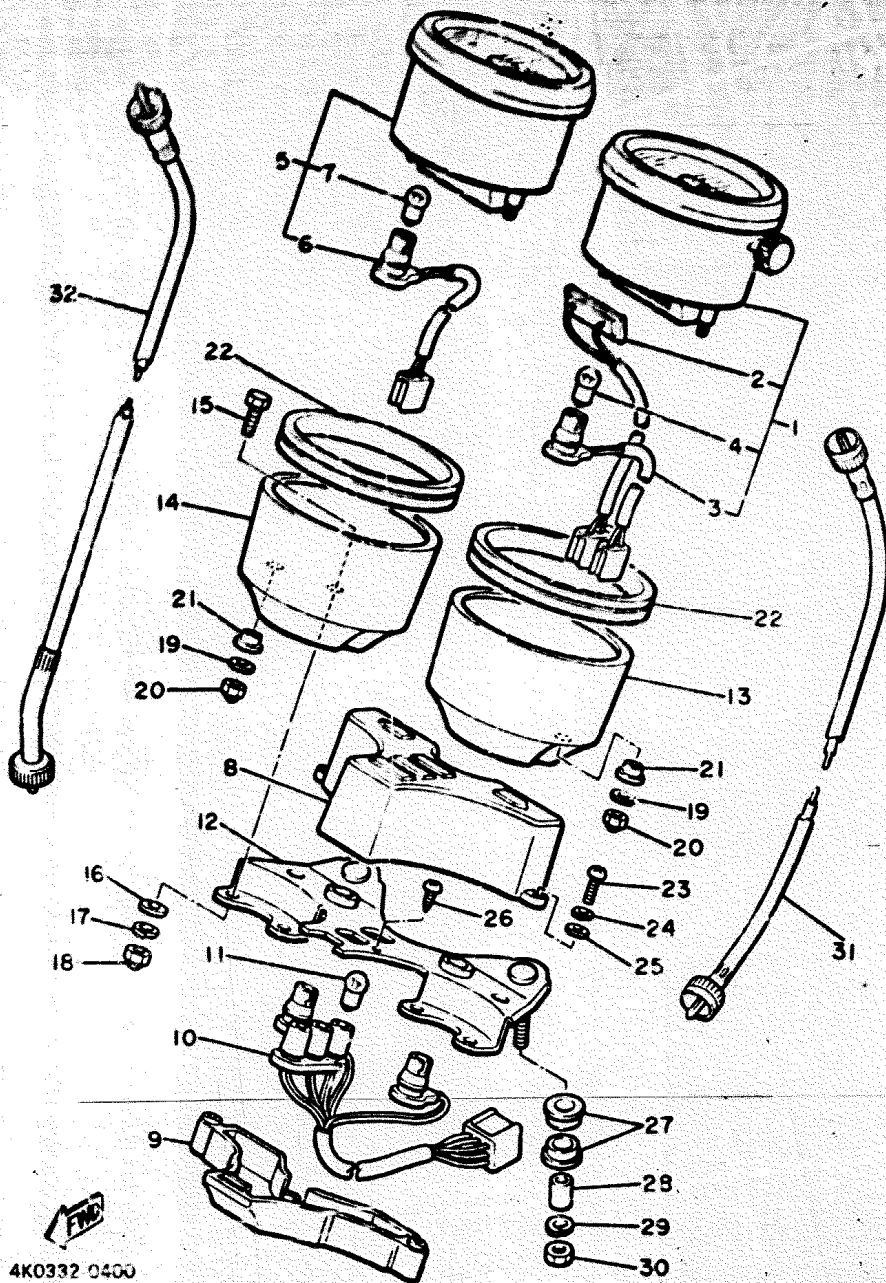
FIG. 40. SPEEDOMETER. TACHOMETER



REF. NO.	PART NO.	DESCRIPTION	Q'TY	REMARKS
1	4K0-83570-F0	SPEEDOMETER ASSY	1	
2	2H7-83556-00	SENDER	1	
3	3G1-83536-00	SOCKET, meter	1	
4	123-83516-21	BULB (12V-3.4W)	1	
5	4K0-83540-F0	TACHOMETER ASSY	1	
6	4G7-83520-00	SOCKET ASSY	1	
7	123-83516-21	BULB (12V-3.4W)	1	
8	4K0-83568-00	PILOT BOX, upper	1	
9	4K0-83569-00	PILOT BOX, lower	1	
10	4K0-83509-00	SOCKET CORD ASSY	1	
11	123-83516-21	BULB (12V-3.4W)	5	
12	4K0-83519-00	BRACKET, meter	1	
13	2J2-83507-00	COVER, speedometer	1	
14	2J2-83508-00	COVER, tachometer	1	
15	584-83546-00	BOLT	4	
16	92901-06200	WASHER, Plain	4	
17	92901-06100	WASHER, spring	4	
18	95301-06800	NUT, crown	4	
19	90201-05031	WASHER, Plate	4	
20	95301-05800	NUT, crown	4	
21	584-83523-00	DAMPER	4	
22	3H3-83513-00	DAMPER	2	
23	98506-04012	SCREW, Pan head	2	
24	92906-04100	WASHER, spring	2	
25	92906-04600	WASHER, Plate	2	
26	97701-40512	SCREW, Panhead tapping	2	
27	584-83541-00	DAMPER	4	
28	90387-06249	COLLAR	2	



REF. NO.	PART NO.	DESCRIPTION	Q'TY	REMARKS
29	92901-06100	WASHER, SPRING	2	
30	95301-06800	NUT	2	
31	3R8-83550-00	SPEEDOMETER CABLE ASSY	1	
32	4K0-83560-00	TACHOMETER CABLE ASSY	1	



4K0332 0400

E14

FIG. 41 HEADLIGHT

REF. NO.	PART NO.	DESCRIPTION	Q'TY	REMARKS
1	4E2-84303-E0	HEADLIGHT UNIT ASSY	1	
2	4E2-84315-00	•RIM, headlight	1	
3	4E2-84395-00	•RING, retaining	1	
4	4E2-84321-E0	•LENS, headlight	1	
5	4E2-84397-00	•COVER, socket	1	
6	457-84146-85	•SOCKET, Pilot light	1	
7	98501-05010	•SCREW, Pan head	2	
8	92902-05100	•WASHER, spring	2	
9	447-84331-61	•SCREW, rim adjusting	1	
10	447-84332-60	•SPRING, screw	1	
11	198-84334-60	•NUT, adjusting	1	
12	90152-05005	SCREW, countersunk	2	
13	•	BULB (12V-60/55W)	1	LM
14	•	BULB (12V-3.4W)	1	LM
15	4E2-84330-00-93	BODY ASSY	1	chrome-Plated
16	584-84338-60	•COLLAR, body fitting	2	
17	584-84345-60	•DAMPER, headlight	2	
18	92506-06025	SCREW, Pan head	1	
19	90201-06059	WASHER, plate	1	
20	90480-14102	GROMMET	1	
21	90387-06388	COLLAR	1	
22	4K0-84327-00	WASHER, special	1	
23	2H7-34359-00	CORD, headlight	1	
24	9C105-08172	BOLT, washer based	2	
25	95301-02600	NUT	2	
26	92901-08100	WASHER, spring	2	
27	90209-08098	WASHER	2	

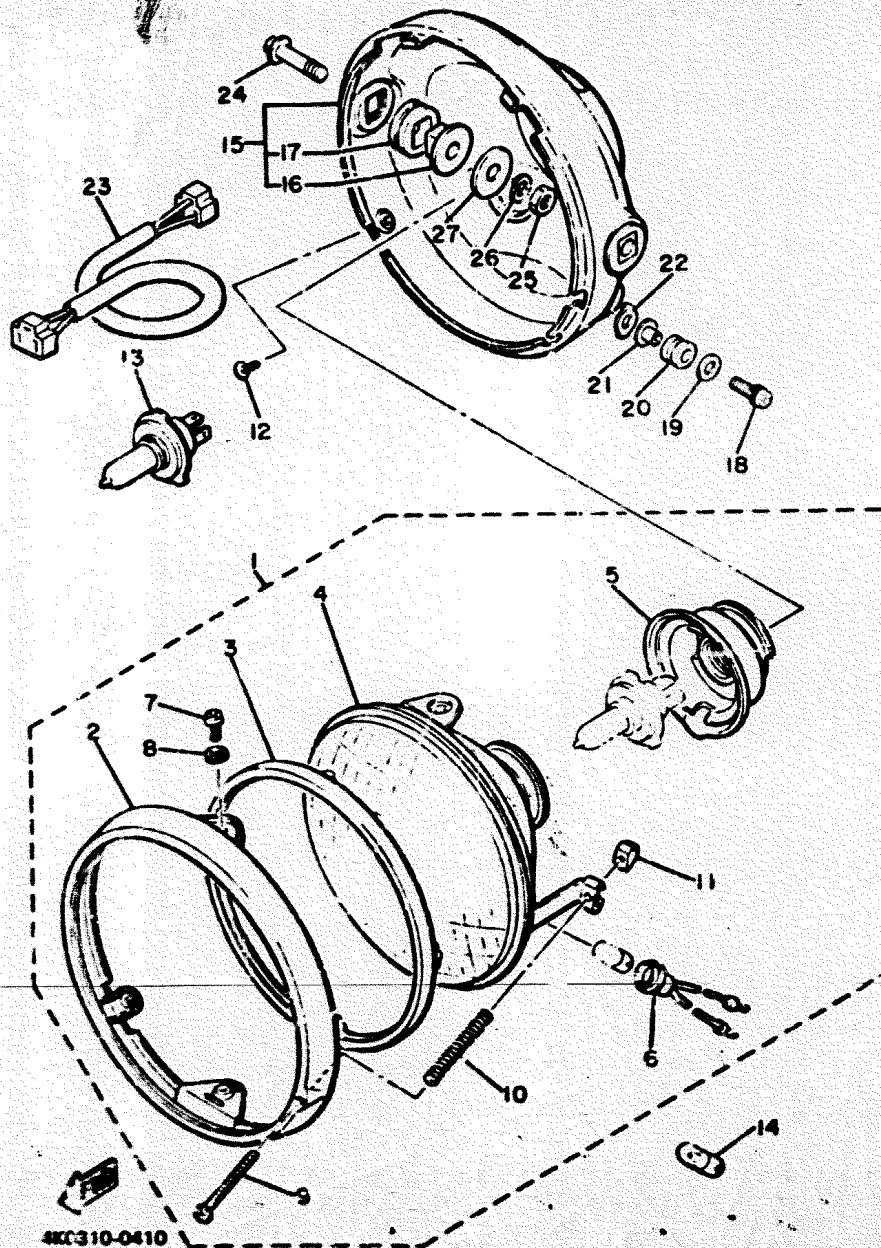
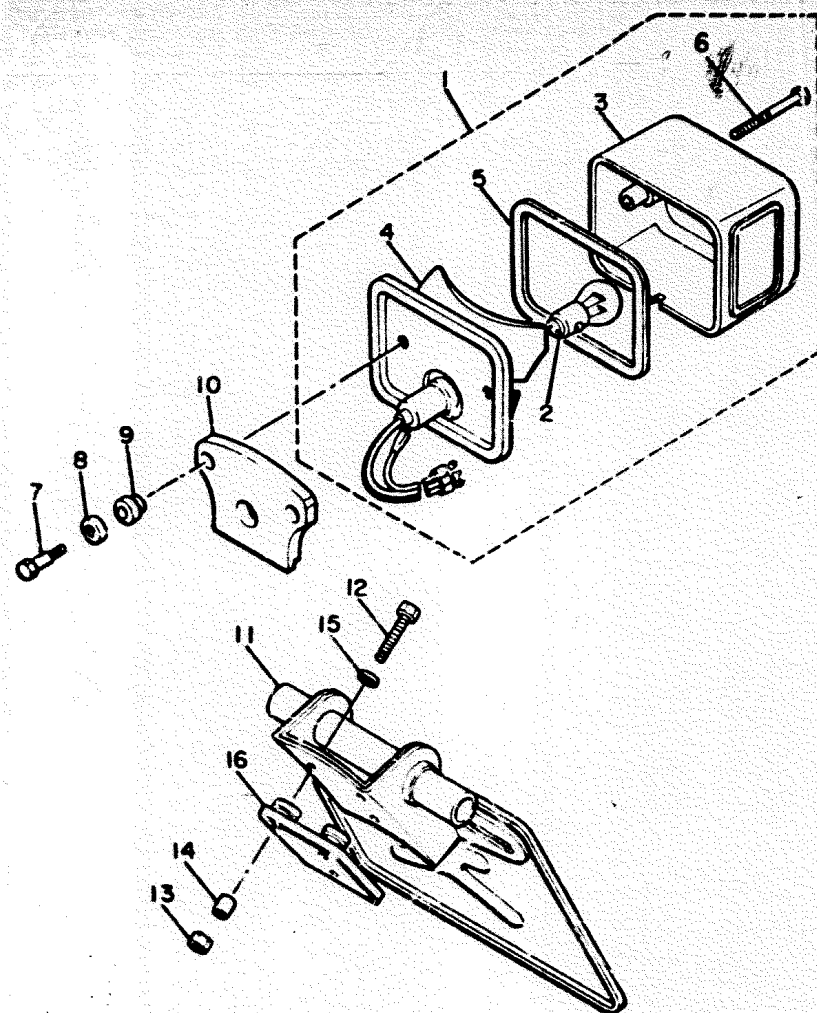


FIG. 42 TAILLIGHT



REF. NO.	PART NO.	DESCRIPTION	Q'TY	REMARKS
1	4K1-84710-60	TAILLIGHT UNIT ASSY	1	
2	256-84714-61	BULB (12V-27/8W)	1	
3	1M8-84521-40	LENS, taillight	1	
4	4K1-84711-60	BASE, taillight	1	
5	1M1-84523-60	GASKET, lens	1	
6	1M1-84524-60	SCREW, lens fitting	1	
7	1M1-84526-60	SCREW	2	
8	2H7-84754-00	WASHER, special	2	
9	1M1-84527-60	DAMPER	2	
10	1M1-84512-60	SEAT, base	1	
11	4K0-84751-01	BRACKET, licence	1	
12	97302-06025	BOLT	3	
13	95301-06600	NUT	3	
14	90560-07007	SPACER	3	
15	90201-06074	WASHER, plate	3	
16	4K0-84736-00	DAMPER, tail	1	

4K1730-0420



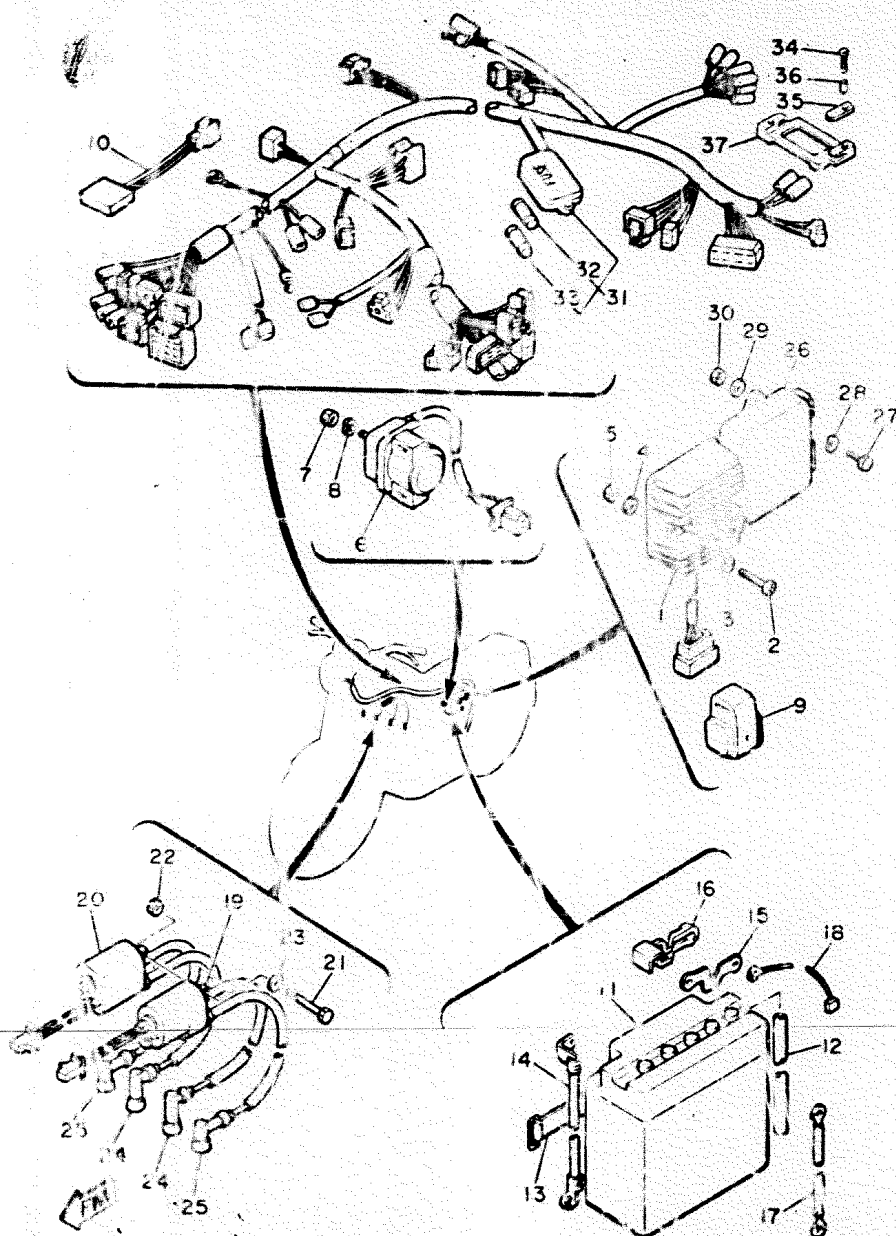
FIG. 43 ELECTRICAL 1

REF. NO.	PART NO.	DESCRIPTION	Q'TY	REMARKS
1	4H7-81960-50	RECTIFIER & REGULATOR ASSY	1	
2	92502-06030	SCREW, Pan head	2	
3	92902-06100	WASHER, sPring	2	
4	92902-06600	WASHER	2	
5	95302-06700	NUT	2	
6	3H5-81940-00	STARTER SWITCH ASSY	1	
7	95301-06700	NUT	2	
8	92901-06.00	WASHER, sPring	2	
9	3H5-81950-00-00	Headlight relay	1	
10	4L6-81980-M0	DIODE	1	
11	3G6-82110-79	BATTERY ASSY (12N12A-4A)	1	
12	90445-08336	HOSE	1	
13	137-82131-01	BAND, battery	1	
14	4H7-82115-00	WIRE, Plus lead	1	
15	4H7-82103-00	TERMINAL 1	1	
16	4H7-82119-00	COVER, lead wire	1	
17	4H7-82519-00	WIRE, earth lead	1	
18	4H7-82116-00	WIRE, minus lead	1	
19	4H7-82310-60	IGNITION COIL ASSY	1	
20	4H7-82320-60	IGNITION COIL ASSY	1	
21	97302-06080	BOLT	2	
22	95302-06600	NUT	2	
23	92901-06200	WASHER, Plain	2	
24	1J7-82370-00	PLUG CAP ASSY	2	
25	256-82370-00	PLUG CAP ASSY	2	
26	4H7-82305-10	IGNITOR UNIT ASSY	1	
27	92502-06016	SCREW, Pan head	2	
28	92902-06100	WASHER, sPring	2	

Not Shown: 12R-81950-00-00 Ignition cut-off relay  
(replaces 4H7-81950-01-00)

FIG. 43 ELECTRICAL 1

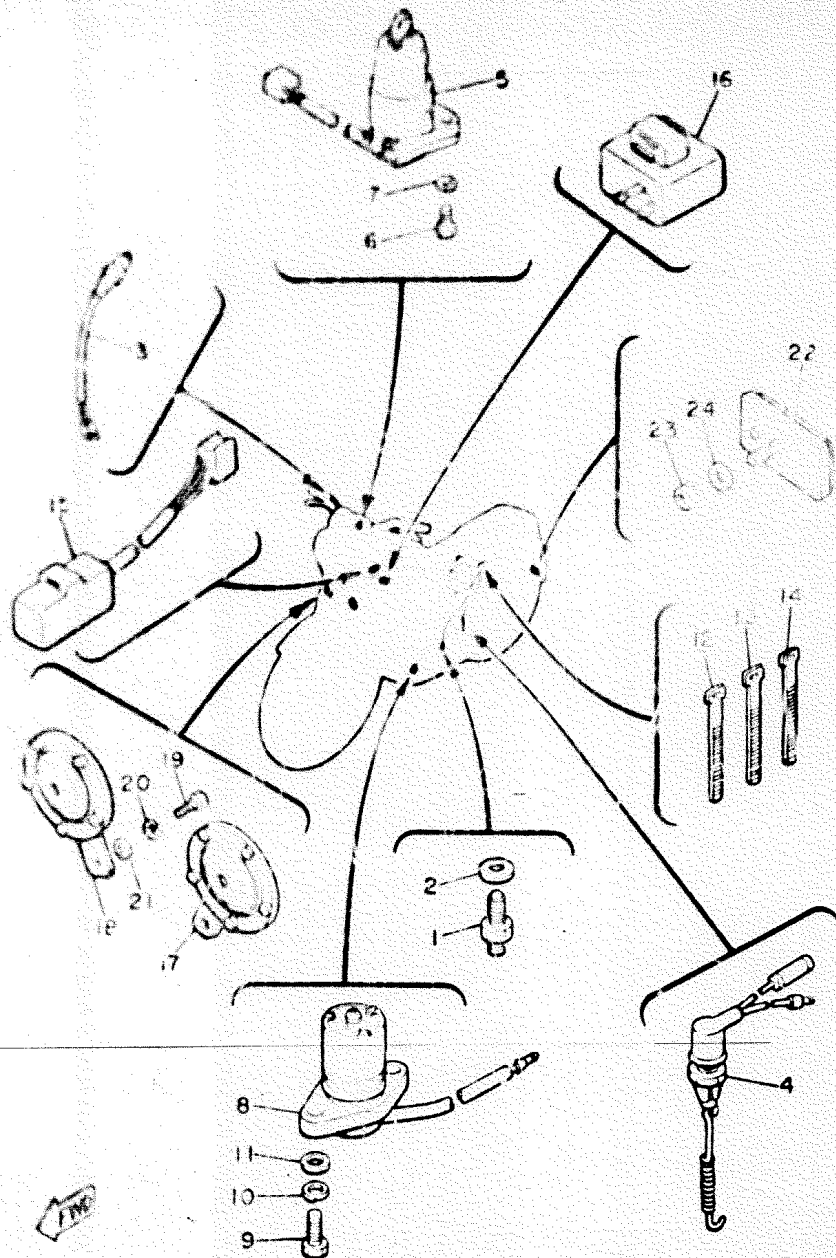
REF. NO.	PART NO.	DESCRIPTION	Q'TY	REMARKS
29	92902-06500	WASHER	2	
30	95302-06700	NUT	2	
31	4K0-82590-70	WIRE HARNESS ASSY	1	
32	1A0-82151-00	FUSE (12V-10A)	3	
33	1A0-82161-00	FUSE (12V-20A)	1	
34	97702-50125	SCREW, TAPPING	2	
35	4K0-82558-00	WASHER	2	
36	90387-05563	COLLAR	2	
37	4K0-82157-00	DAMPER	1	



44-0323-1 130

F4

FIG. 44 ELECTRICAL 2



REF. NO.	PART NO.	DESCRIPTION	Q'TY	REMARKS
1	2H7-82540-00	NEUTRAL SWITCH ASSY.	1	
2	90430-10140	GASKET	1	
3	1A0-83980-30	FRONT STOP SWITCH ASSY	1	
4	1L9-82530-00	STOP SWITCH ASSY	1	
5	3Y6-82508-80	MAIN SWITCH ASSY	1	
6	97322-06016	BOLT	2	
7	92902-06600	WASHER	2	
8	4H7-85720-00	OIL LEVEL GAUGE ASSY	1	
9	97321-06020	BOLT	2	
10	92901-06100	WASHER, sPring	2	
11	92901-06600	WASHER, Plate	2	
12	437-83936-10	BAND, switch cord	2	
13	447-82591-00	BAND	1	
14	341-26397-01	BAND	1	
15	1A0-83395-03	FLASHER CANCELLING UNIT	1	
16	4H7-83350-70	FLASHER RELAY ASSY	1	
17	2H9-83371-20	HORN	1	light tone
18	2H9-83371-30	HORN	1	low tone
19	97306-08014	BOLT	2	
20	92906-08100	WASHER, sPring	2	
21	92906-08600	WASHER, Plate	2	
22	3Y6-85130-00	REAR REFLECTOR ASSY.	1	
23	95601-05100	NUT, "	1	
24	92901-05200	WASHER, Plain	1	

4K1700-1440

F5

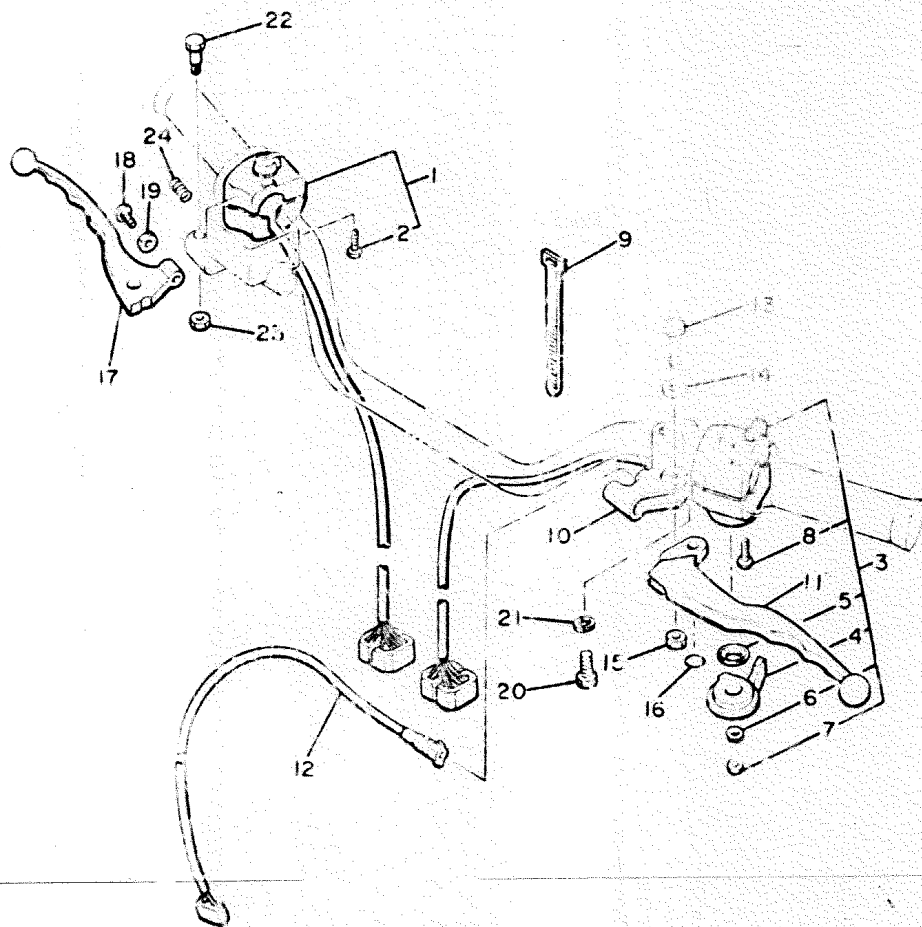


FIG. 45 HANDLE SWITCH-LEVER

REF. NO.	PART NO.	DESCRIPTION	Q'TY	REMARKS
1	1U3-83963-40	SWITCH, handle 3	1	
2	98501-05040	•SCREW, Pan head	1	
3	4K0-83972-00	SWITCH, handle 4	1	
4	4H7-83941-00	•LEVER, starter	1	
5	90209-10131	•WASHER	1	
6	92901-06200	•WASHER, Plain	1	
7	97323-06008	•BOLT	1	
8	98506-05030	•SCREW, Pan head	2	
9	437-83936-00	BAND, switch cord	2	
10	4K0-82911-00	HOLDER, lever 1	1	
11	2H7-83912-00	LEVER 1	1	
12	3Y6-82917-00	SWITCH	1	
13	2H7-83945-00	BOLT, lever	1	
14	90201-08083	WASHER, Plate	1	
15	95601-06100	NUT, u	1	
16	93210-11368	O-RING	1	
17	2J2-83922-00	LEVER 2	1	
18	00149-06131	SCREW	1	
19	90170-06010	NUT	1	
20	97306-04022	BOLT	1	
21	92900-06100	WASHER, spring	1	
22	90109-06165	BOLT	1	
23	95601-06100	NUT, u	1	
24	90501-10510	SPRING, compression	1	

4K0332-0450

FIG. 46 REPAIR KIT

REF. NO.	PART NO.	DESCRIPTION	Q'TY	REMARKS
1	4H7-W0001-01	GASKET KIT	1	
2	4H7-11183-00	.GASKET, head cover 1	1	
3	4H7-11181-02	.GASKET, cylinder head 1	1	
4	4H7-11355-00	.SEAL, cylinder 1	1	
5	4H7-11351-00	.GASKET, cylinder	1	
6	93210-69434	.O-RING	4	
7	90430-14131	.GASKET	2	
8	4H7-13556-01	.GASKET, manifold	4	
9	4H7-14613-00	.GASKET, exhaust Pipe	4	
10	4H7-12213-00	.GASKET, tensioner case	1	
11	4H7-W0002-01	GASKET KIT 2	1	
12	4H7-15461-01	.GASKET, crankcase cover 2	1	
13	93210-07435	.O-RING	1	
14	93210-62439	.O-RING	1	
15	4H7-15365-00	.GROMMET	1	
16	93210-88324	.O-RING	1	
17	4H7-13414-00	.GASKET, strainer cover	1	
18	93210-18319	.O-RING	1	
19	4H7-15456-00	.GASKET, oil Pump cover 1	1	
20	4H7-15455-00	.GASKET 1	1	
21	4H7-15451-00	.GASKET, crankcase cover	1	
22	93210-11124	.O-RING	1	
23	93210-07438	.O-RING	1	