



YAMAHA

PARTS CATALOGUE XJ650LJ (16G) MODEL YEAR 1982


Initial Serial No. and Color Code

A	Frame Serial No.	16G-000101 and following
B	Engine Serial No.	16G-000101 and following

XJ650LJ VIN #: JYA-16G00-()CA-000101

PUBLICATION	PART NUMBER	REMARKS
OWNER'S MANUAL	LIT-11626-02-85	
SERVICE MANUAL	LIT-11616-XJ-61	
ASSEMBLY MANUAL	LIT-11666-02-85	
CONSUMER MANUAL	LIT-11656-02-85	MINIMUM ORDER 10 SHEETS
LEAFLET	LIT-11119-02-44	MINIMUM ORDER 25 LEAFLETS

MODEL - IBM I.D. NUMBER	XJ650LJ	16G
Initial Engine Number / Frame Number	16G-000101 / 16G-000101	
Basic Color(s)	Crystal Silver	
Fuel Type / Fuel Tank Capacity / Reserve Capacity	Premium / 15.5 Lit / 2.2 Lit.	
Dry Vehicle Weight	234 kg	
ENGINE TYPE	4-Stroke, DOHC, Turbocharged Parallel Four	
Bore / Stroke / Number Cylinders / Displacement (cc)	63mm / 52.4mm / 4 / 653cc	
Compression Ratio / Compression Pressure Min ~ Max	8.2:1 / 8.0 ~ 8.5 kg/cm ²	





YAMAHA

PARTS CATALOGUE



XJ650LK (16G)

MODEL YEAR 1983

Initial Serial No.

A	Frame Serial No.	16G-100101 and following
B	Engine Serial No.	16G-100101 and following

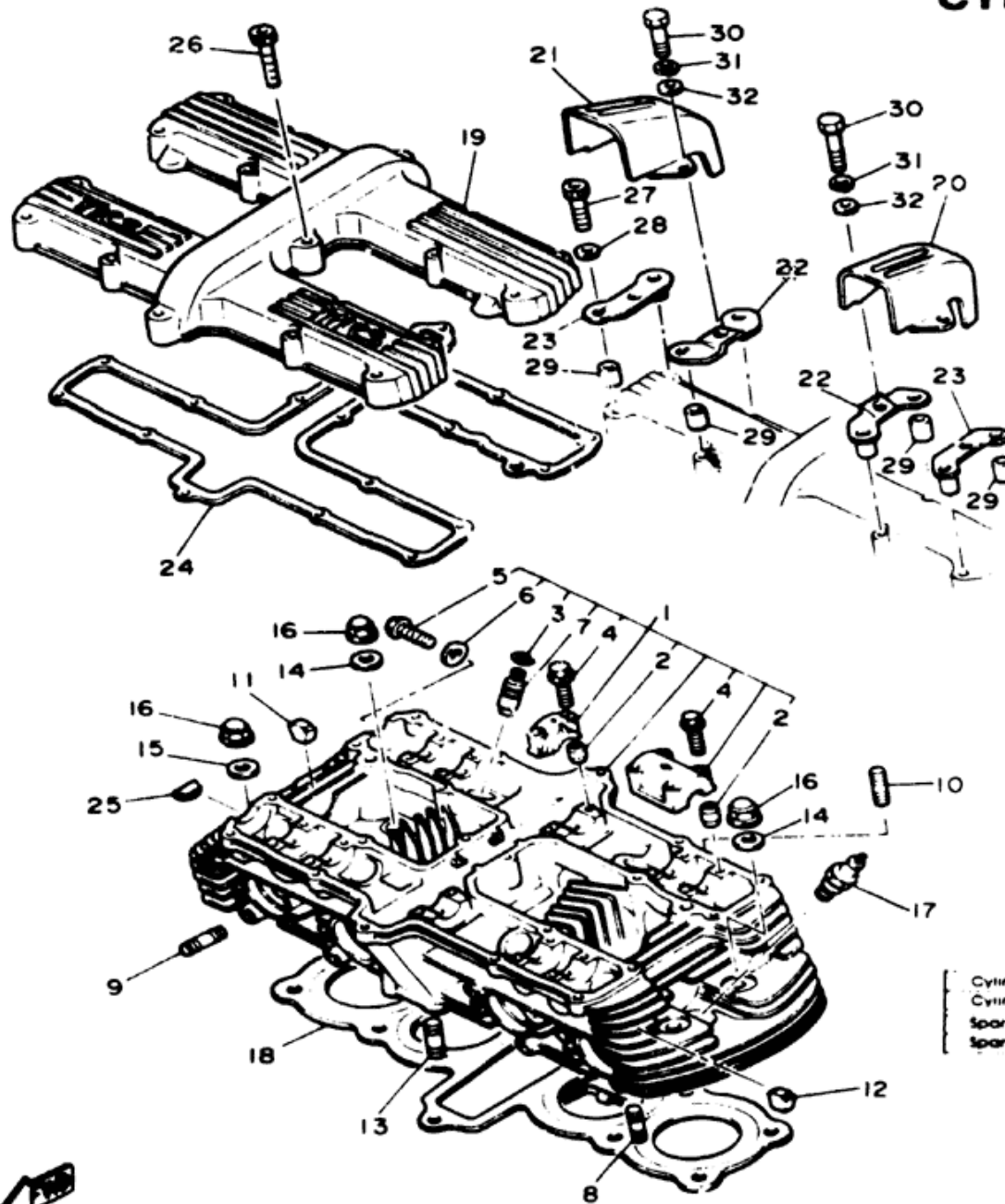
PUBLICATION	PART NUMBER	REMARKS
OWNER'S MANUAL	LIT-11626-03-41	
SERVICE MANUAL	LIT-11616-XJ-61	SAME AS XJ650LJ
ASSEMBLY MANUAL	LIT-11666-03-41	
CONSUMER MANUAL	LIT-11656-03-41	



MODEL - BM LB. NUMBER	XJ650LK	16G
Initial Engine Number / Frame Number	16G-100101 / JYA16G001	DA100101
Fuel Type/Total Fuel Tank Capacity/Reserve Cap.	Premium / 19 Lit. / 2.7 Lit.	

ENGINE TYPE	4-Stroke, DOHC, Turbocharged Parallel Four
Bore/Stroke/Number Cylinders/Displacement	63mm / 52.4mm / 4 / 663cc
Compression Ratio/Compression Pressure Min~Max	8.2:1 / 8.0 ~ 8.5 kg/cm ²

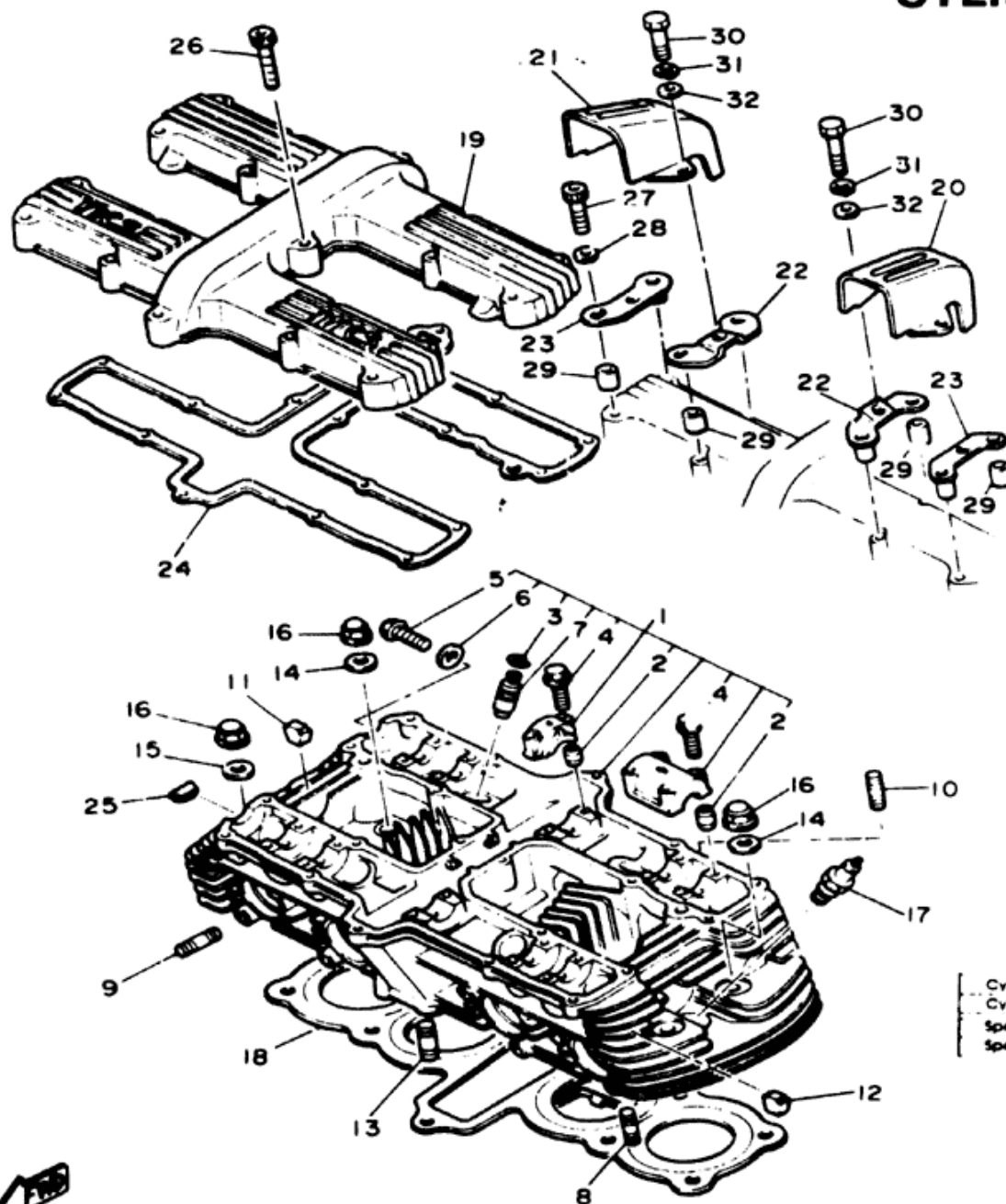
CYLINDER - HEAD



Ref. No.	Part Number	Description	Qty	Remark
1	16G-11101-00-00	CYLINDER HEAD ASS'Y	1	
2	99510-08010-00	PIN, dowel (91810-18016).....	12	
3	93440-12052-00	CIRCLIP.....	8	
4	90105-06153-00	BOLT, washer based	20	
5	90153-06045-00	SCREW, hexagon (90153-06029).....	1	
6	90430-06014-00	GASKET.....	1	
7	4H7-11133-10-00	GUIDE, intake valve (1st O/S).....	8	
8	95611-06625-00	BOLT, stud.....	2	
9	95611-06630-00	BOLT, stud.....	8	
10	95621-08330-00	BOLT, stud.....	2	
11	434-11161-00-00	ABSORBER 1.....	8	
12	4H7-11161-00-00	ABSORBER 1.....	14	
13	95611-06630-00	BOLT, stud.....	2	
14	90201-10131-00	WASHER, plate (90201-11597).....	10	
15	90201-10128-00	WASHER, plate.....	2	
16	90176-10033-00	NUT, crown.....	12	

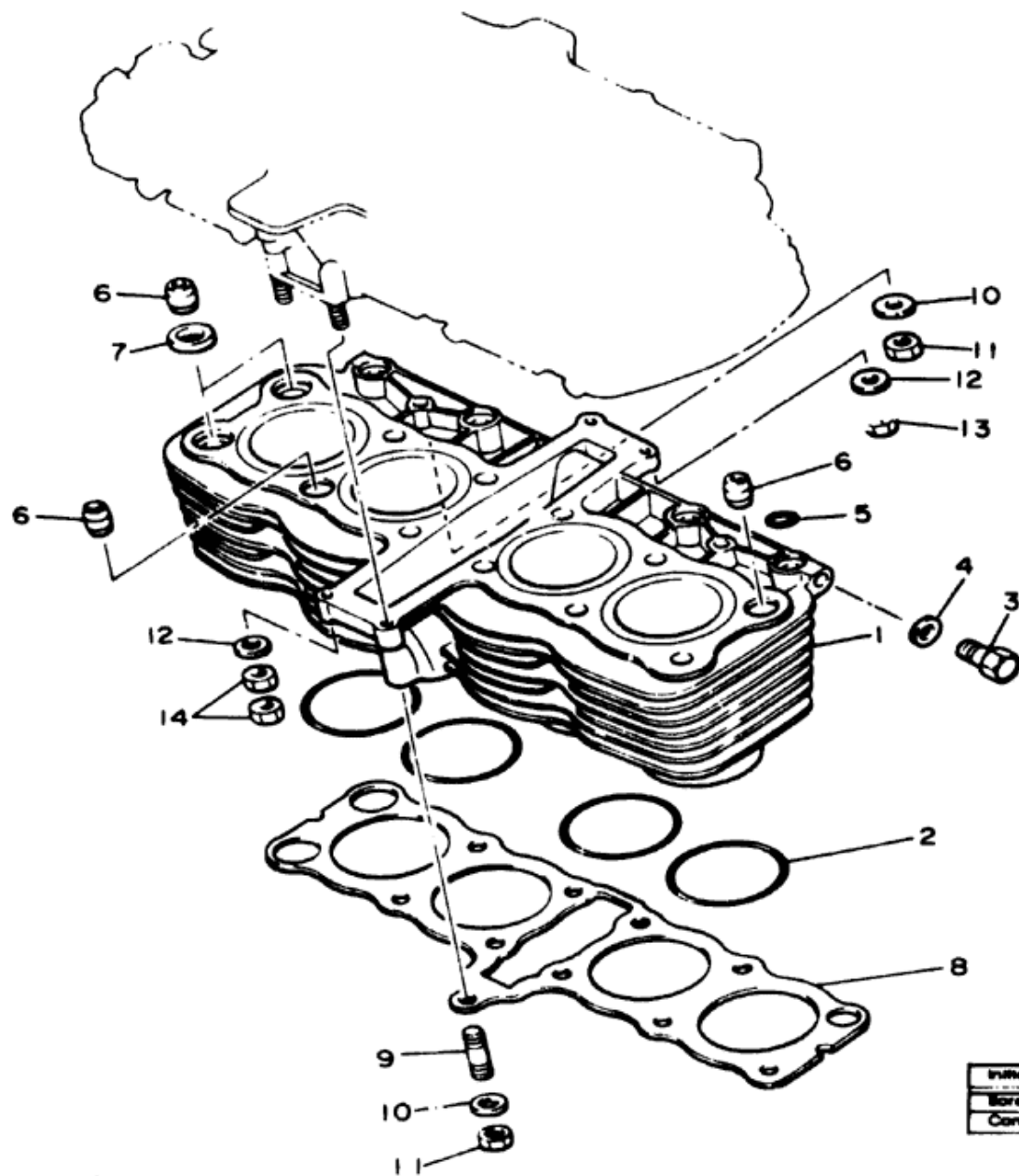
Cylinder Head Cover	6 x 10 10 m-kg
Cylinder Head	10 x 125 36 m-kg
Spark Plug Type	NGK BP6ES or Nippon Denso W23BP-U
Spark Plug Gap	0.7 ~ 0.8 mm 20 m-kg "NA"

CYLINDER - HEAD



Ref. No.	Part Number	Description	Qty	Remark
17	NGK-BP8ES-00-00	PLUG, spark	4	
18	16G-11181-00-00	GASKET, cylinder head 1	1	
19	16G-11191-01-00	COVER, cylinder head 1	1	
20	16G-11192-00-00	COVER, cylinder head 2	1	
21	16G-1112E-00-00	COVER, cylinder head 3	1	
22	16G-11142-00-00	BRACKET, cylinder head cover 2	2	
23	16G-11152-00-00	BRACKET, cylinder head cover	2	
24	16G-11193-00-00	GASKET, head cover 1	1	
25	1J7-11138-00-00	PLUG	2	
26	91316-06035-00	BOLT	12	
27	91316-06055-00	BOLT	8	
28	92906-06600-00	WASHER, plate	8	
29	90387-062G5-00	COLLAR	4	
30	97326-06012-00	BOLT	4	
31	92906-06100-00	WASHER, spring	4	
32	92906-06600-00	WASHER, plate	4	

Cylinder Head Cover	6 x 10 10 m-ag
Cylinder Head	10 x 125 36 m-ag
Spark Plug Type	NGK BP8ES or Nippon Denso W22AP-U
Spark Plug Gap Torque Cap U	0.7 ~ 0.8mm 20 m-ag NA



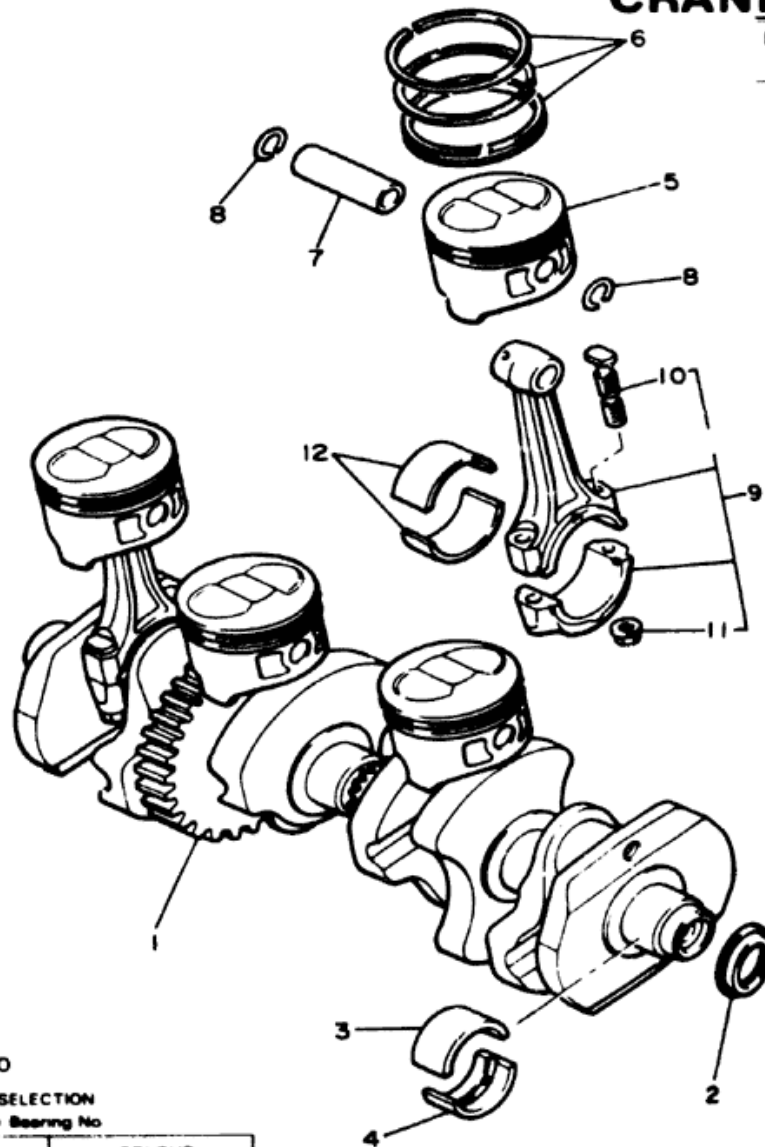
CYLINDER

Ref. No.	Part Number	Description	Qty	Remarks
1	16G-1131C-01-00	CYLINDER	1	
2	93210-69434-00	O-RING	4	
3	90340-12065-00	PLUG, straight screw	2	
4	90201-12790-00	WASHER, plate	2	
5	93210-10560-00	O-RING	4	
6	99530-14016-00	PIN, dowel (91830-24016)	4	
7	90430-14131-00	GASKET	2	
8	16G-11351-01-00	GASKET, cylinder	1	
9	95621-08330-00	BOLT, stud	1	
10	90201-084G3-00	WASHER, plate (90201-08382)	3	
11	95311-08600-00	NUT	3	
12	92901-06600-00	WASHER, plate	4	
13	95311-06600-00	NUT	2	
14	95311-06600-00	NUT	4	

Initial Engine Number / Frame Number	16G-000101 / 16G-000101
Bore/Stroke/Number Cylinders/Displacement (cc)	63mm / 82.4mm / 4 / 883cc
Compression Ratio/Compression Pressure Min~Max	8.21 : 8.0 ~ 8.8 kg/cm ²



CRANKSHAFT - PISTON



Ref. No.	Part Number	Description	Qty	Remarks
1	16G-11411-00-00	CRANKSHAFT	1	
2	4H7-15389-10-00	SEAL, push rod	1	
3	4H7-11416-01-00	PLANE BEARING, crankshaft 1	5	U.R. Blue
	4H7-11416-11-00	PLANE BEARING, crankshaft 1	5	U.R. Black
	4H7-11416-21-00	PLANE BEARING, crankshaft 1	5	U.R. Brown
	4H7-11416-31-00	PLANE BEARING, crankshaft 1	5	U.R. Green
	4H7-11416-41-00	PLANE BEARING, crankshaft 1	5	U.R. Yellow
4	5G2-11418-00-00	PLANE BEARING, crankshaft 3	5	U.R. Blue
	5G2-11418-10-00	PLANE BEARING, crankshaft 3	5	U.R. Black
	5G2-11418-20-00	PLANE BEARING, crankshaft 3	5	U.R. Brown
	5G2-11418-30-00	PLANE BEARING, crankshaft 3	5	U.R. Green
	5G2-11418-40-00	PLANE BEARING, crankshaft 3	5	U.R. Yellow
5	16G-11631-02-00	PISTON (STD)	4	
	16G-11636-02-00	PISTON (2nd O/S J.50mm)	4	Alternate Part
	16G-11638-02-00	PISTON (4th O/S 1.00mm)	4	Alternate Part

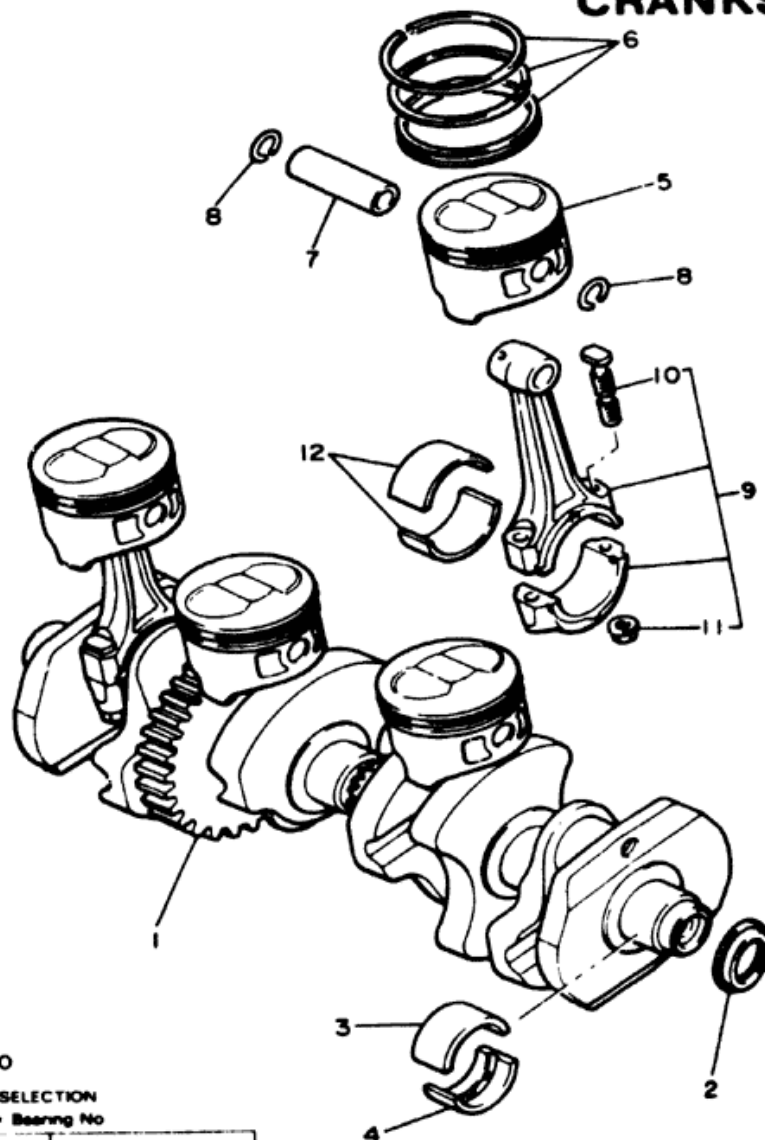
5G2110-1030

CRANKSHAFT BEARING SELECTION
Housing No - Shaft No = Bearing No

BEARING No	PART No	COLOUR
BEARING 1	4H7-11416-01	BLUE
BEARING 2	4H7-11416-11	BLACK
BEARING 3	4H7-11416-21	BROWN
BEARING 4	4H7-11416-31	GREEN
BEARING 5	4H7-11416-41	YELLOW

Piston Skirt Clearance New	Max	0.030 ~ 0.050mm	0.10mm
Ring End Gap 1st 2nd 3rd		0.15 ~ 0.35mm	0.2 ~ 0.35mm 0.3 ~ 0.9mm

CRANKSHAFT - PISTON



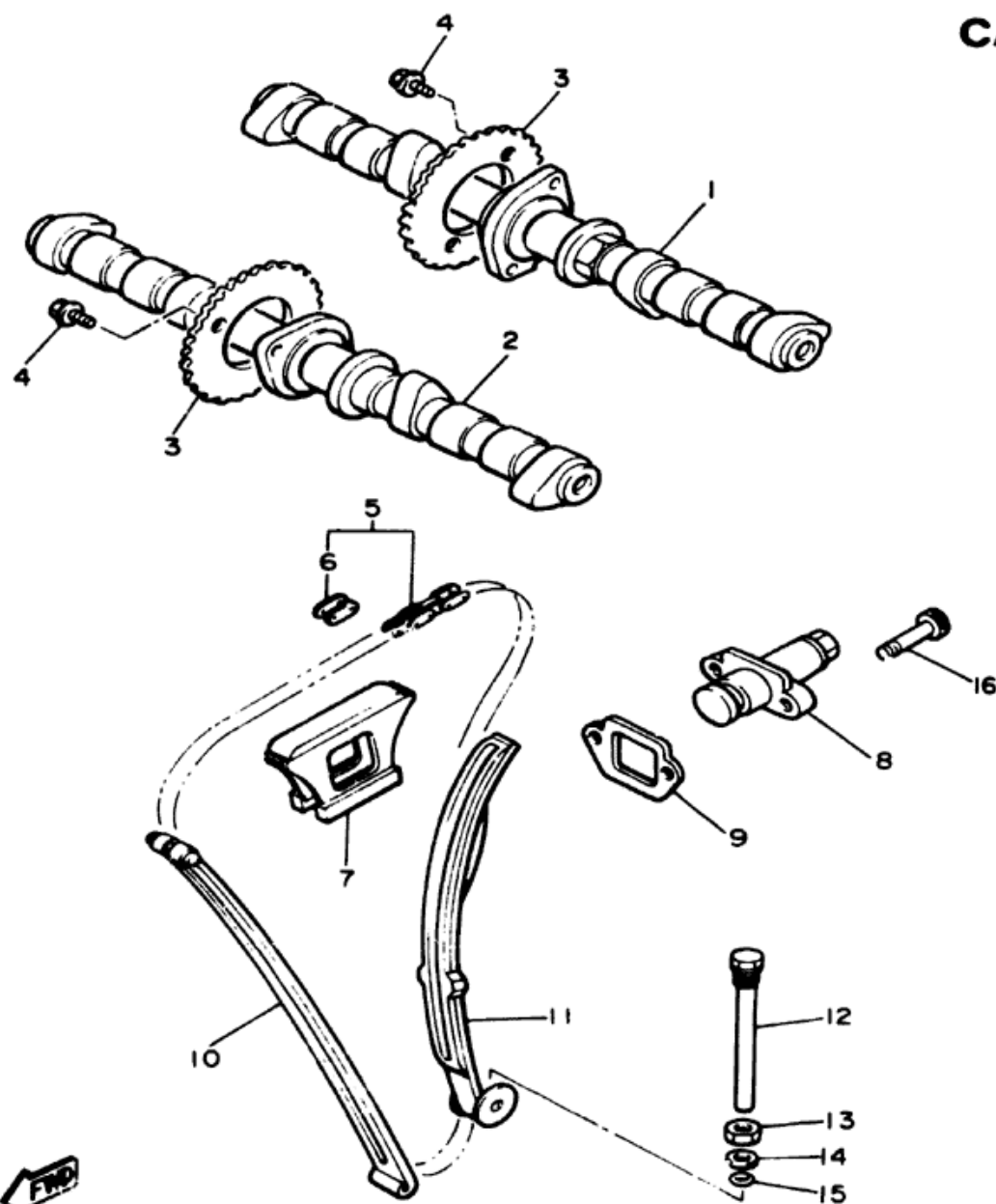
Ref. No.	Part Number	Description	Qty	Remarks
6	16G-11610-00-00	PISTON RING SET (STD)	4	
	16G-11610-20-00	PISTON RING SET (2nd O/S)	4	Alternate Part
	16G-11610-40-00	PISTON RING SET (4th O/S)	4	Alternate Part
7	4H7-11633-00-00	PIN, piston	4	
8	93450-17044-00	CIRCLIP	8	
9	16G-Y1165-01-00	CONNECTING ROD ASS'Y	4	
10	4H7-11654-00-00	BOLT, connecting rod	2	
11	90179-07307-00	NUT	2	
12	16G-11656-00-00	PLANE BEARING, connecting rod	8	U.R. Blue
	16G-11656-10-00	PLANE BEARING, connecting rod	8	U.R. Black
	16G-11656-20-00	PLANE BEARING, connecting rod	8	U.R. Brown
	16G-11656-30-00	PLANE BEARING, connecting rod	8	U.R. Green

5G2110-1030

CRANKSHAFT BEARING SELECTION
Housing No - Shaft No - Bearing No

BEARING No	PART No	COLOUR
BEARING 1	4H7-11416-01	BLUE
BEARING 2	4H7-11416-11	BLACK
BEARING 3	4H7-11416-21	BROWN
BEARING 4	4H7-11416-31	GREEN
BEARING 5	4H7-11416-41	YELLOW

Piston Skirt Clearance New - Max	0.030 ~ 0.050mm / 0.10mm
Ring End Gap 1st - 2nd - 3rd	0.15 ~ 0.35mm / 0.15 ~ 0.35mm / 0.3 ~ 0.9mm



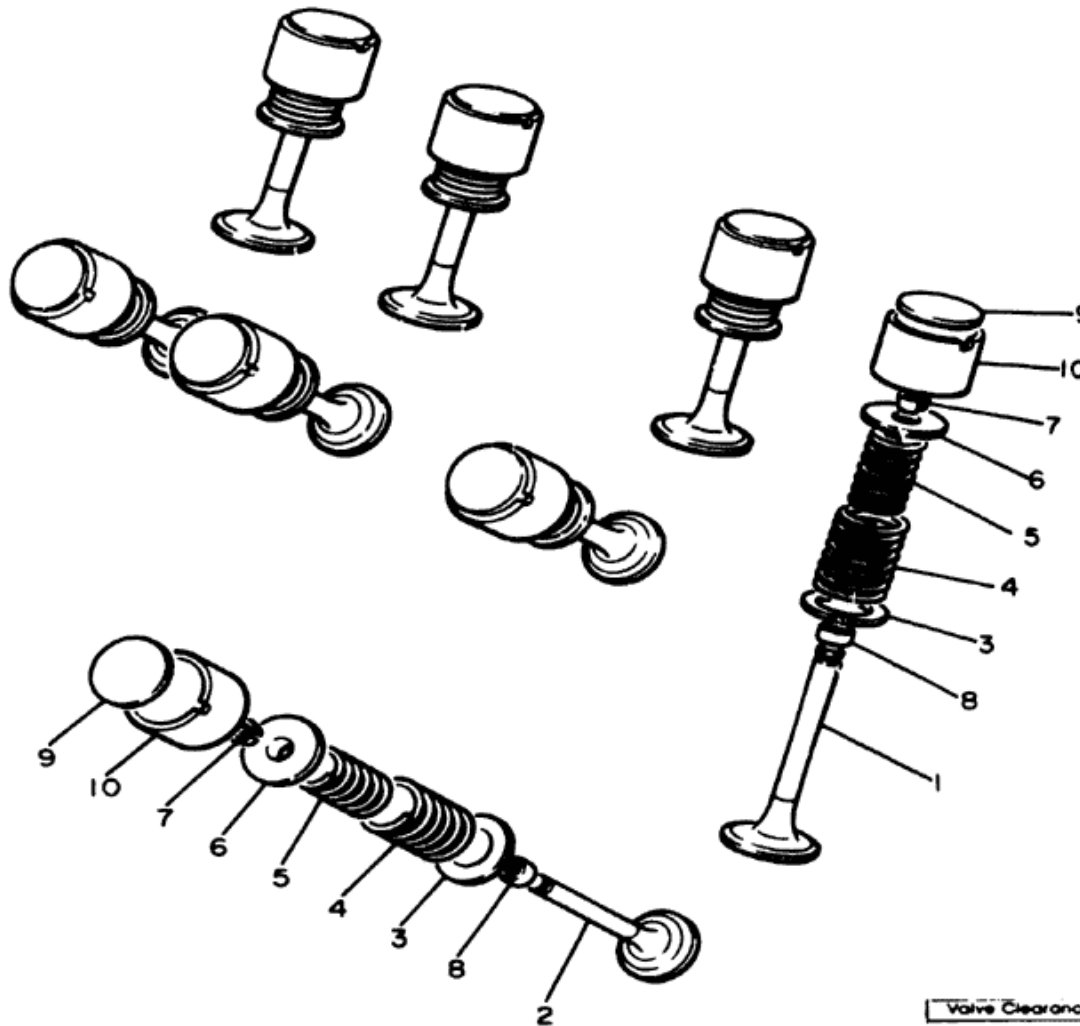
CAMSHAFT - CHAIN

Ref. No.	Part Number	Description	Qty	Remarks
1	16G-12171-00-00	CAMSHAFT 1	1	
2	16G-12181-00-00	CAMSHAFT 2	1	
3	4G0-12176-01-00	SPROCKET, cam chain (32T) (4G0-12176-00)	2	
4	90105-07087-00	BOLT, washer based ...	4	
5	94500-02120-00	CHAIN (BF05M-120L)	1	
6	94600-02001-00	JOINT, chain	1	Tsubakimoto
7	4H7-12241-00-00	GUIDE, stopper 2	1	
8	5G2-12210-10-00	TENSIONER ASS'Y, cam chain	1	
9	5G2-12213-00-00	GASKET, tensioner case	1	
10	4H7-12251-00-00	DAMPER, chain 1	1	
11	4H7-12252-00-00	DAMPER, chain 2	1	
12	90109-10570-00	BOLT	1	
13	95301-10700-00	NUT	1	
14	92901-08600-00	WASHER, plate	1	
15	93210-08006-00	O-RING	1	
16	91316-06025-00	BOLT	2	



VALVE

Ref No.	Part Number	Description	Qty	Remarks
1	16G-12111-00-00	VALVE, intake.	4	
2	4H7-12121-00-00	VALVE, exhaust.	4	
3	4H7-12116-00-00	SEAT, valve spring.	8	
4	4H7-12114-00-00	SPRING, valve outer ...	8	
5	4H7-12113-00-00	SPRING, valve inner ...	8	
6	2F3-12117-00-00	RETAINER, valve spring	8	
7	1J7-12118-00-00	COTTER, valve.	16	
8	1J7-12119-01-00	SEAL, valve stem.	8	
9	1J7-12169-01-00	PAD, adjusting (2.00)...	8	U.R.
	1J7-12169-11-00	PAD, adjusting (2.05)...	8	U.R.
	1J7-12169-21-00	PAD, adjusting (2.10)...	8	U.R.
	1J7-12169-31-00	PAD, adjusting (2.15)...	8	U.R.
	1J7-12169-41-00	PAD, adjusting (2.20)...	8	U.R.
	1J7-12169-51-00	PAD, adjusting (2.25)...	8	U.R.
	1J7-12169-61-00	PAD, adjusting (2.30)...	8	U.R.
	1J7-12169-71-00	PAD, adjusting (2.35)...	8	U.R.
	1J7-12169-81-00	PAD, adjusting (2.40)...	8	U.R.
	1J7-12169-91-00	PAD, adjusting (2.45)...	8	U.R.
	1J7-12169-A1-00	PAD, adjusting (2.50)...	8	U.R.



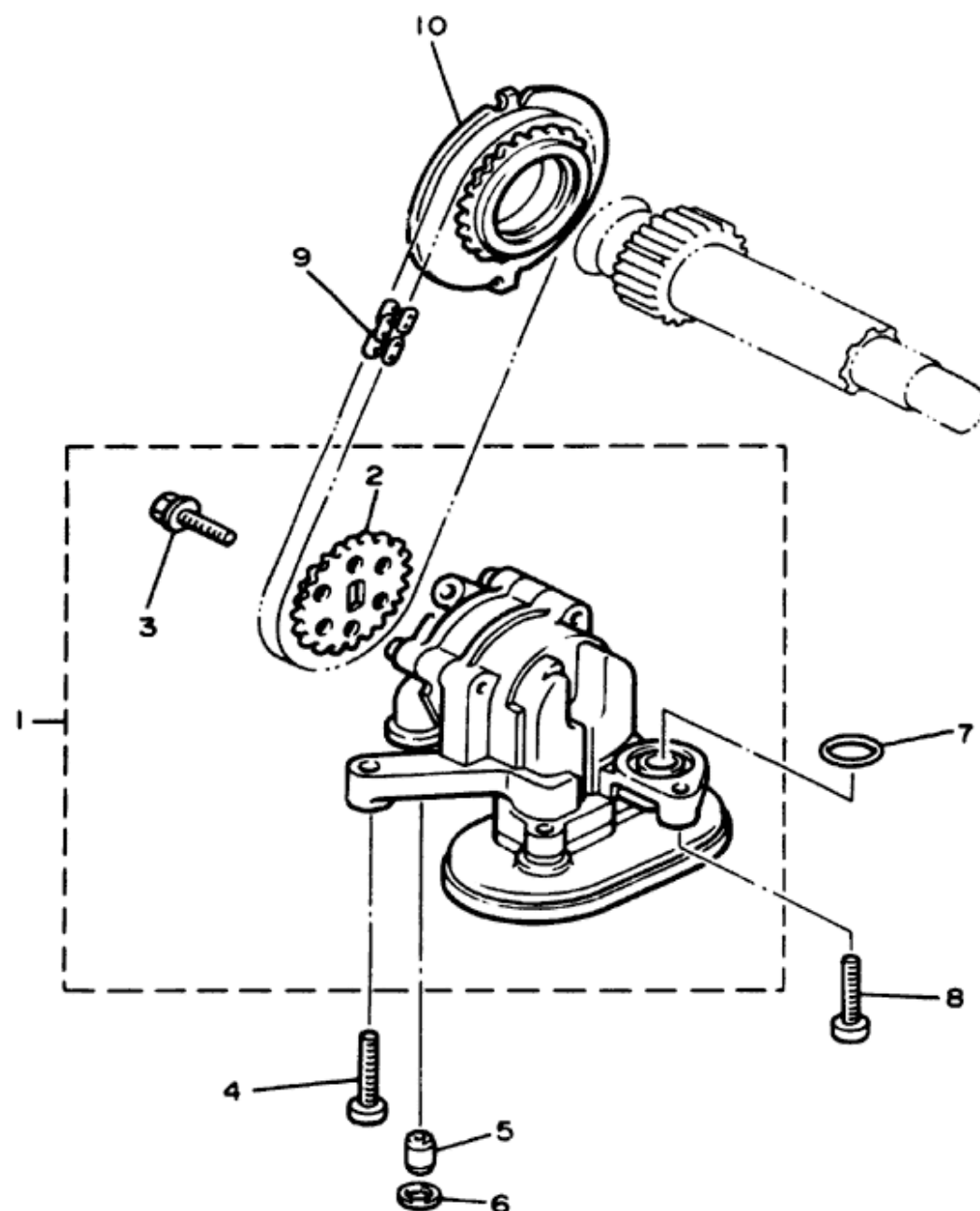
Valve Clearance (Cold) Intake / Exhaust 0.11 ~ 0.15mm / 0.16 ~ 0.20mm



4H7110-0050

This diagram shows an exploded view of a valve assembly. The components are numbered 1 through 10. Part 1 is the valve stem with a foot. Part 2 is a small pin or clip. Part 3 is a bush or spacer. Part 4 is a coil spring. Part 5 is a retainer or cap. Part 6 is a washer or seal. Part 7 is a lock washer. Part 8 is a pin or clip. Part 9 is the valve head. Part 10 is the valve seat or guide. The diagram illustrates the assembly sequence and the relative positions of the parts.

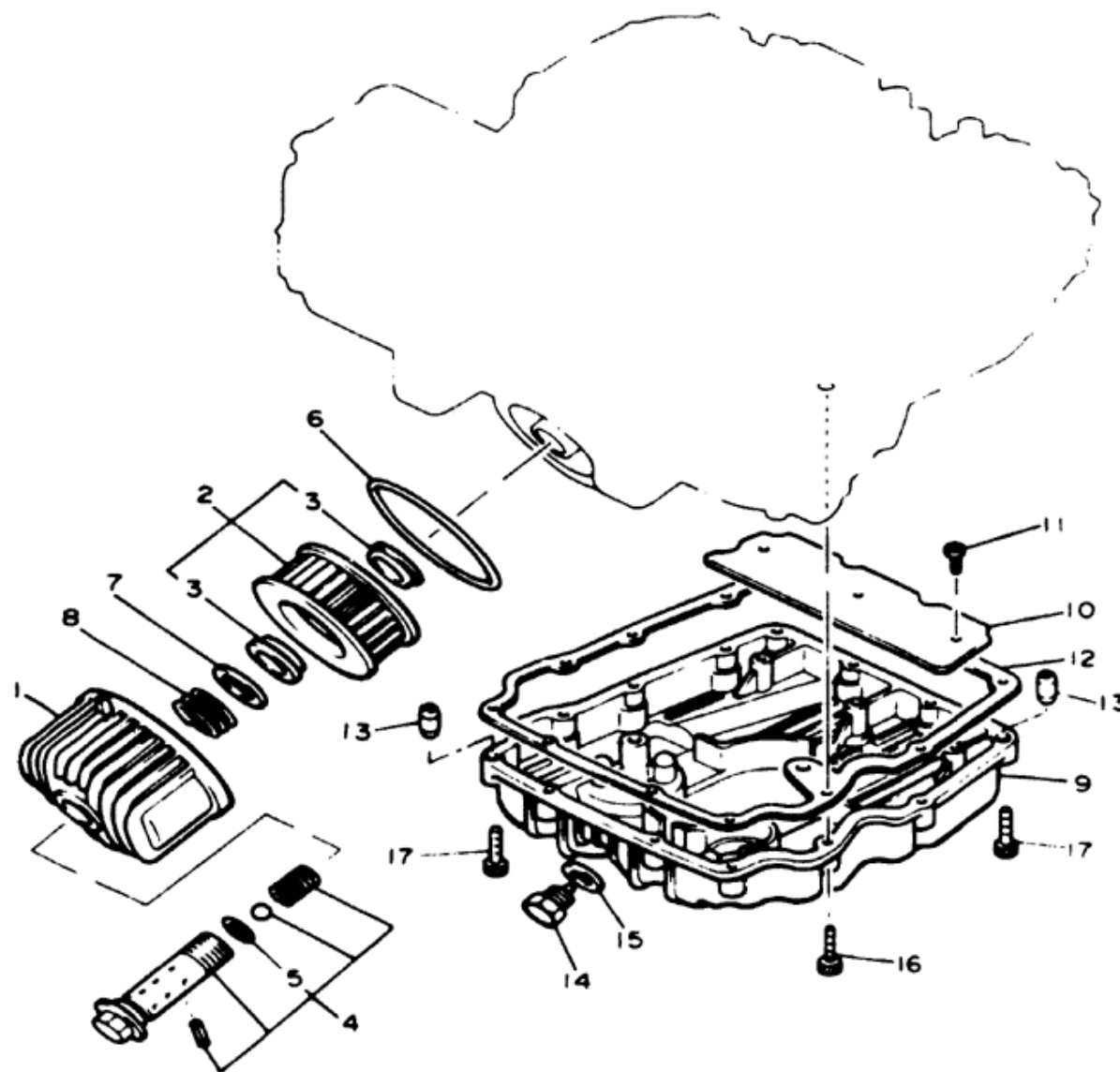
Valve Clearance (Cold) Intake / Exhaust	0.11 ~ 0.15mm / 0.16 ~ 0.20mm
---	-------------------------------



OIL PUMP

Ref. No.	Part Number	Description	Qty
1	16G-13300-00-00	OIL PUMP ASS'Y.	1
2	16G-13355-00-00	SPROCKET, driven (23T)	1
3	90105-08154-00	BOLT, washer based	1
4	90110-06035-00	BOLT, hexagon socket head.	2
5	99b10-08016-00	PIN, dowel (91810-18016)	1
6	90430-07179-00	GASKET.	1
7	93210-18319-00	O-RING	1
8	91316-06025-00	BOLT	1
9	94580-25058-00	CHAIN (DID25 58L)	1
10	4H7-13354-00-00	SPROCKET, drive (25T)	1

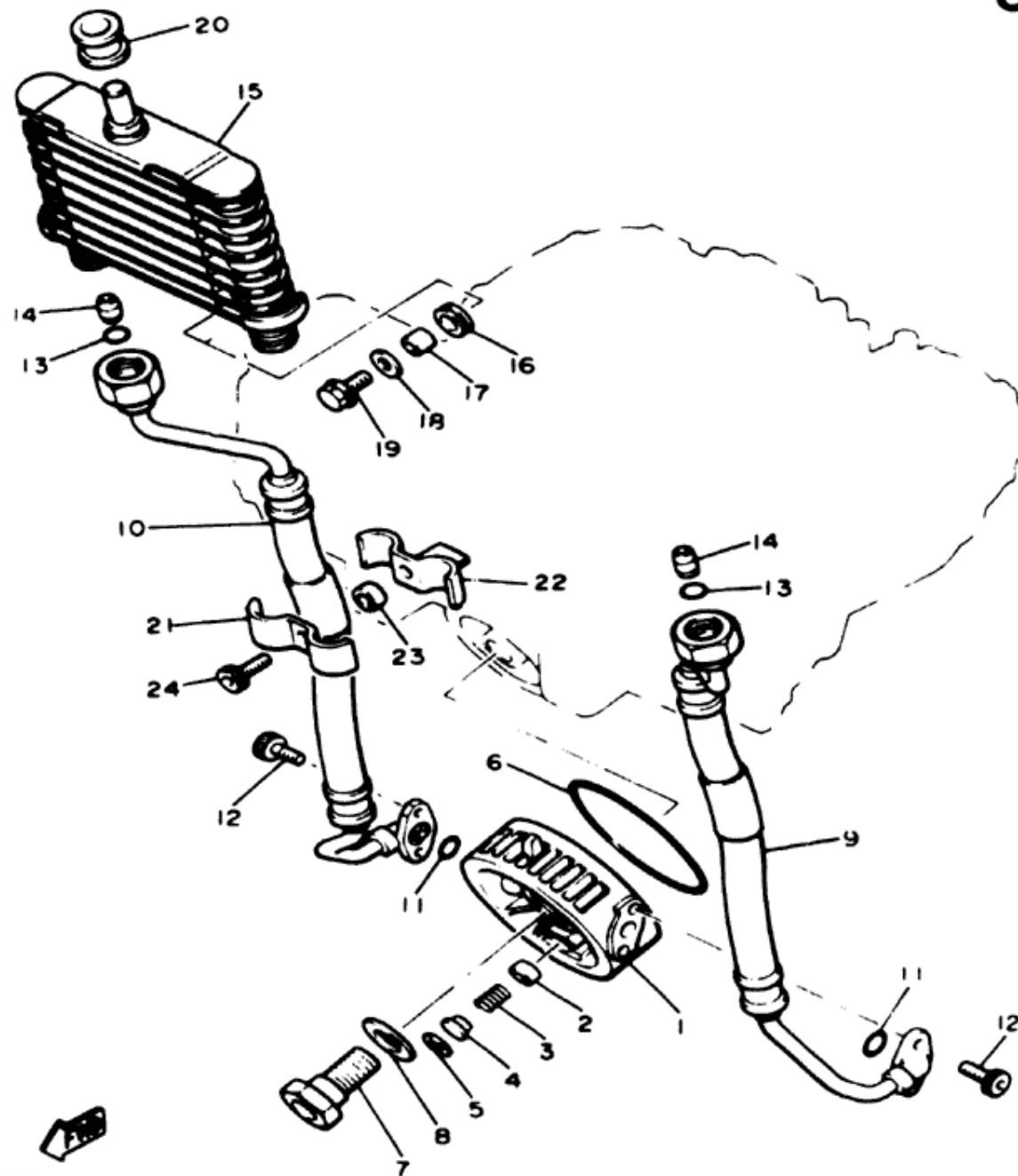




OIL FILTER

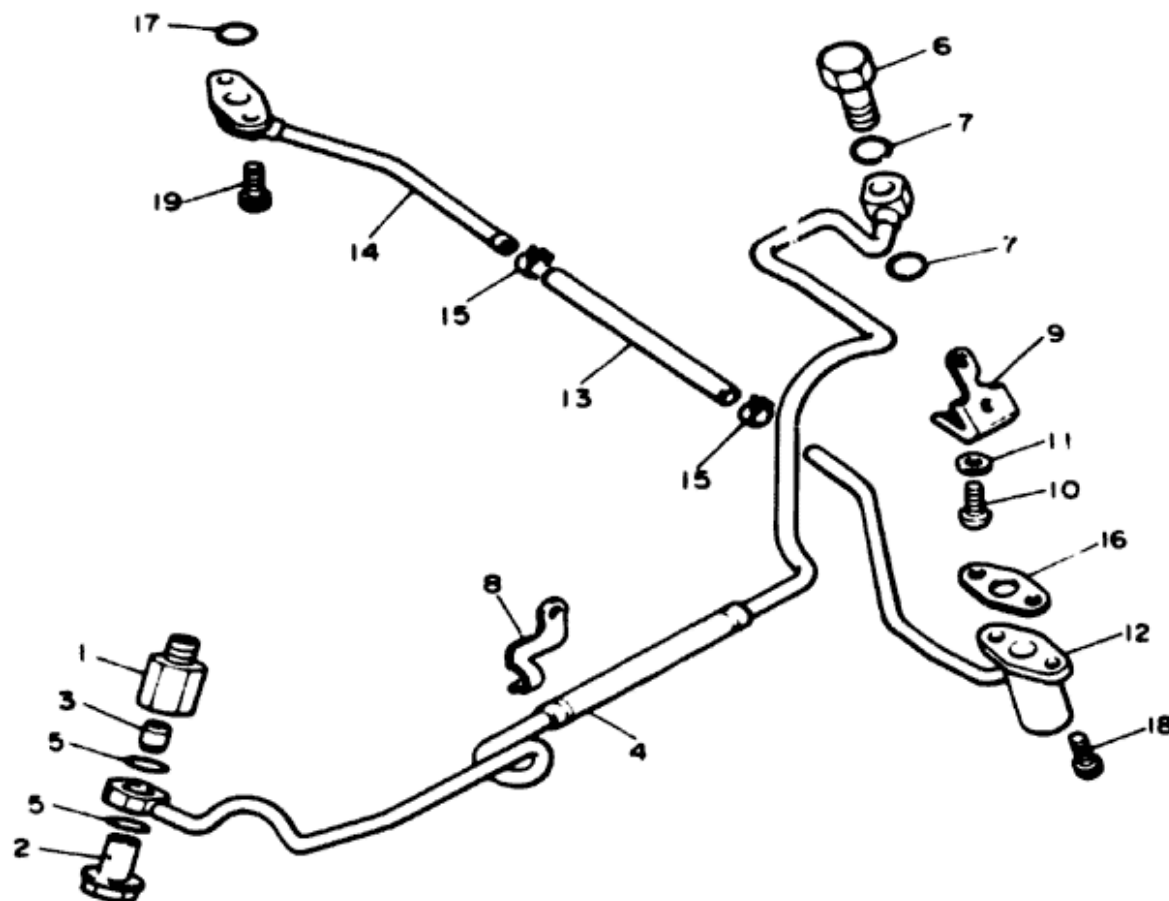
Rc/ No	Part Number	Description	Qty
1	4K0-13447-00-00	COVER, oil element	1
2	1L9-13440-91-00	ELEMENT ASSY, oil cleaner	1
3	90480-23193-00	GROMMET	2
4	1L9-13340-01-00	BY-PASS VALVE ASSY	1
5	93210-15629-00	O-RING (93210-16325)	1
6	93210-08723-00	O-RING (93210-88324)	1
7	90201-21608-00	WASHER, plate	1
8	90501-20422-00	SPRING, compression	1
9	16G-13417-02-00	COVER, strainer	1
10	4H7-13337-00-00	PLATE, baffle lower	1
11	92580-06010-00	SCREW, pan head (92503-06010)	3
12	4H7-13414-01-00	GASKET, strainer cover	1
13	99510-08016-00	PIN, dowel (91810-18016)	2
14	4X7-13455-00-00	PLUG	1
15	214-11198-01-00	GASKET	1
16	91316-06030-00	BOLT	11
17	91316-06040-00	BOLT	2

OIL COOLER



Ref No.	Part Number	Description	Qty
1	4K0-13461-00-00	PLATE, adaptor.....	1
2	2H9-13493-00-00	PLUNGER.....	1
3	90501-12413-00	SPRING, compression	1
4	90209-06173-00	WASHER.....	1
5	99009-17500-00	CIRCLIP (93420-17046)	1
6	93210-08723-00	O-RING (93210-88324)	1
7	90401-20089-00	BOLT, union (90401-20053)	1
8	90201-25526-00	WASHER, plate.....	1
9	16G-13464-00-00	HOSE, oil 1.....	1
10	16G-13465-00-00	HOSE, oil 2.....	1
11	93210-10197-00	O-RING.....	2
12	91316-06016-00	BOLT.....	4
13	93210-12152-00	O-RING.....	2
14	99510-12016-00	PIN, dowel (91830-22016)	2
15	16G-13470-01-00	OIL COOLER ASS'Y.....	1
16	90480-15235-00	GROMMET.....	2
17	90387-060A7-00	COLLAR.....	2
18	90209-06174-00	WASHER.....	2
19	95826-06020-00	BOLT, flange.....	2
20	90480-16284-00	GROMMET.....	1
21	90462-10066-00	CLAMP.....	1
22	90462-10095-00	CLAMP.....	1
23	90387-07598-00	COLLAR (90387 07038)	1
24	91316-06025-00	BOLT.....	1

OIL PIPE FOR TURBO



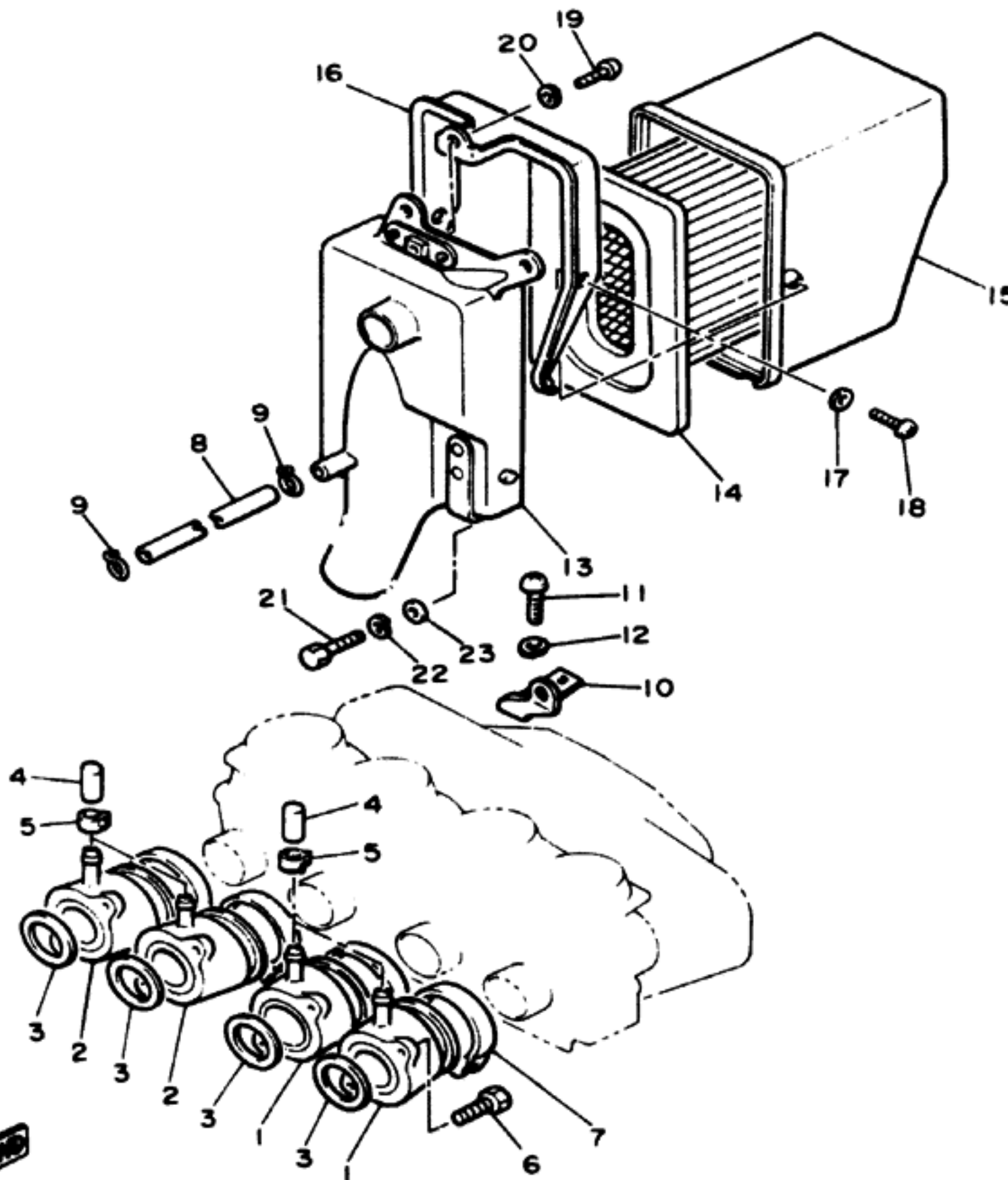
Ref No	Part Number	Description	Qty
1	16G-13479-00-00	SEAT, valve	1
2	16G-13490-00-00	RELIEF VALVE ASS'Y	1
3	16G-13421-00-00	STRAINER 2	1
4	16G-13161-01-00	PIPE, delivery 1	1
5	90430-16048-00	GASKET (90430-16142)	2
6	90401-10084-00	BOLT, union	1
7	90430-10027-00	GASKET	2
8	90465-04197-00	CLAMP	1
9	90465-10212-00	CLAMP	1
10	92506-06012-00	SCREW, pan head	1
11	92906-06600-00	WASHER, plate	1
12	16G-13416-00-00	PIPE, oil 1	1
13	16G-13431-00-00	PIPE, oil drain 1	1
14	16G-13418-00-00	PIPE, oil 2	1
15	90467-13071-00	CLIP	2
16	16G-13475-00-00	GASKET	1
17	93210-10197-00	O-RING	1
18	91316-06012-00	BOLT	2
19	91316-06016-00	BOLT	2



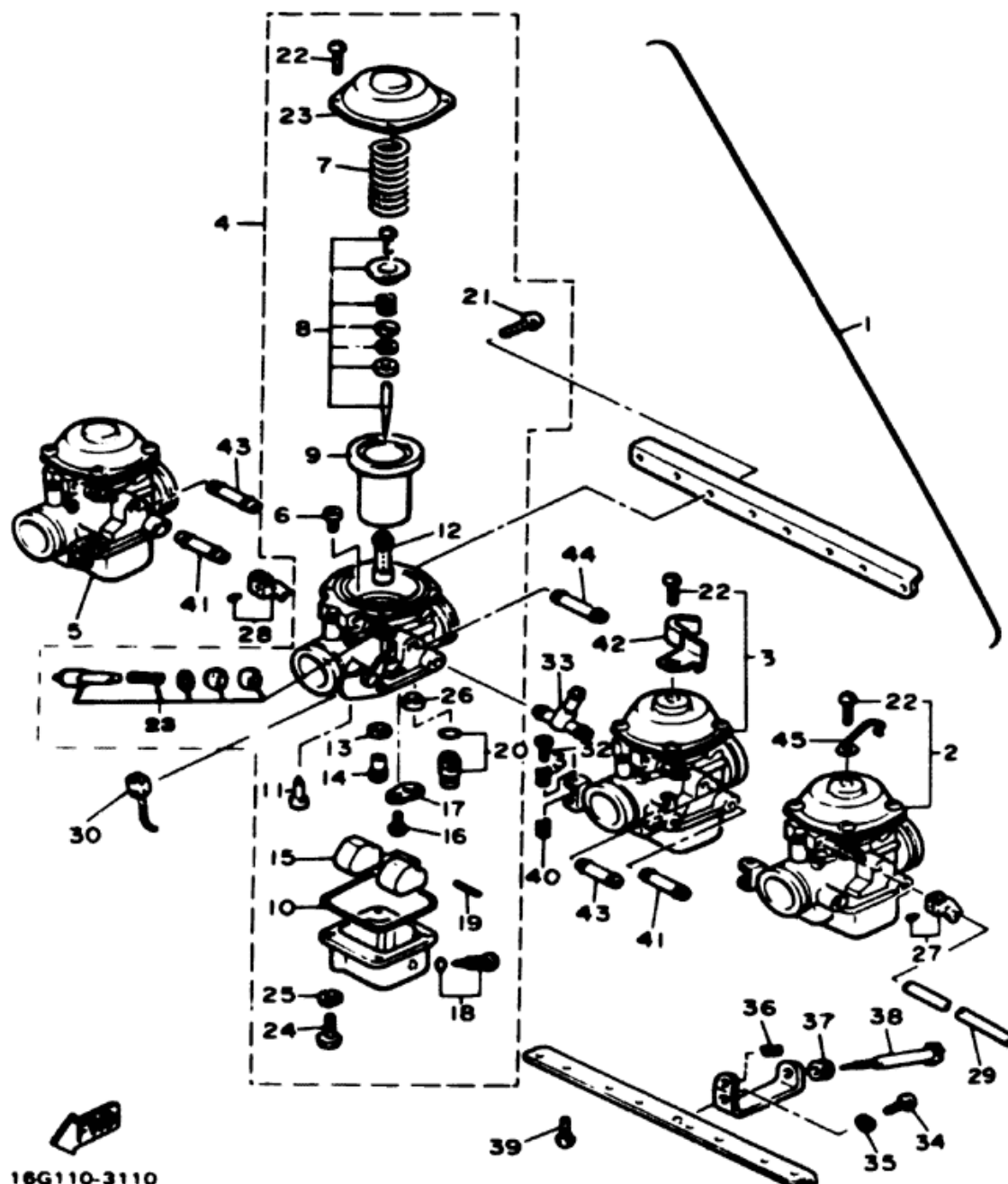
16G110-3090

AIR FILTER

Ref. No.	Part Number	Description	Qty	Remarks
1	16G-13586-00-00	JOINT, carburetor 1	2	
2	16G-13596-00-00	JOINT, carburetor 2	2	
3	93210-36549-00	O-RING	4	
4	16G-13569-00-00	PLUG, blind	4	
5	90467-10039-00	CLIP	4	
6	91316-06020-00	BOLT	8	
7	90460-49198-00	CLAMP, hose	4	
8	90445-08633-00	HOSE	1	
9	90467-08021-00	CLIP	2	
10	16G-13997-01-00	STAY, regulator	1	
11	92580-06010-00	SCREW, pan head (92503-06010)	2	
12	92990-06100-00	WASHER, spring (92903-06100)	2	
13	16G-14401-00-00	AIR CLEANER CASE ASS'Y.	1	
14	16G-14451-00-00	ELEMENT, air cleaner	1	
15	16G-14421-00-00	CASE, air cleaner 2	1	
16	16G-14499-00-00	STAY 2	1	
17	90201-05029-00	WASHER, plate (90201-05764)	2	
18	97780-50510-00	SCREW, tapping (97702-50510)	2	
19	92503-06016-00	SCREW, pan head (92502-06016)	1	
20	92990-06100-00	WASHER, spring (92903-06100)	1	
21	97313-06012-00	BOLT (97301-06012)	1	
22	92990-06100-00	WASHER, spring (92903-06100)	1	
23	92901-06600-00	WASHER (92902-06600)	1	



16G110-3101



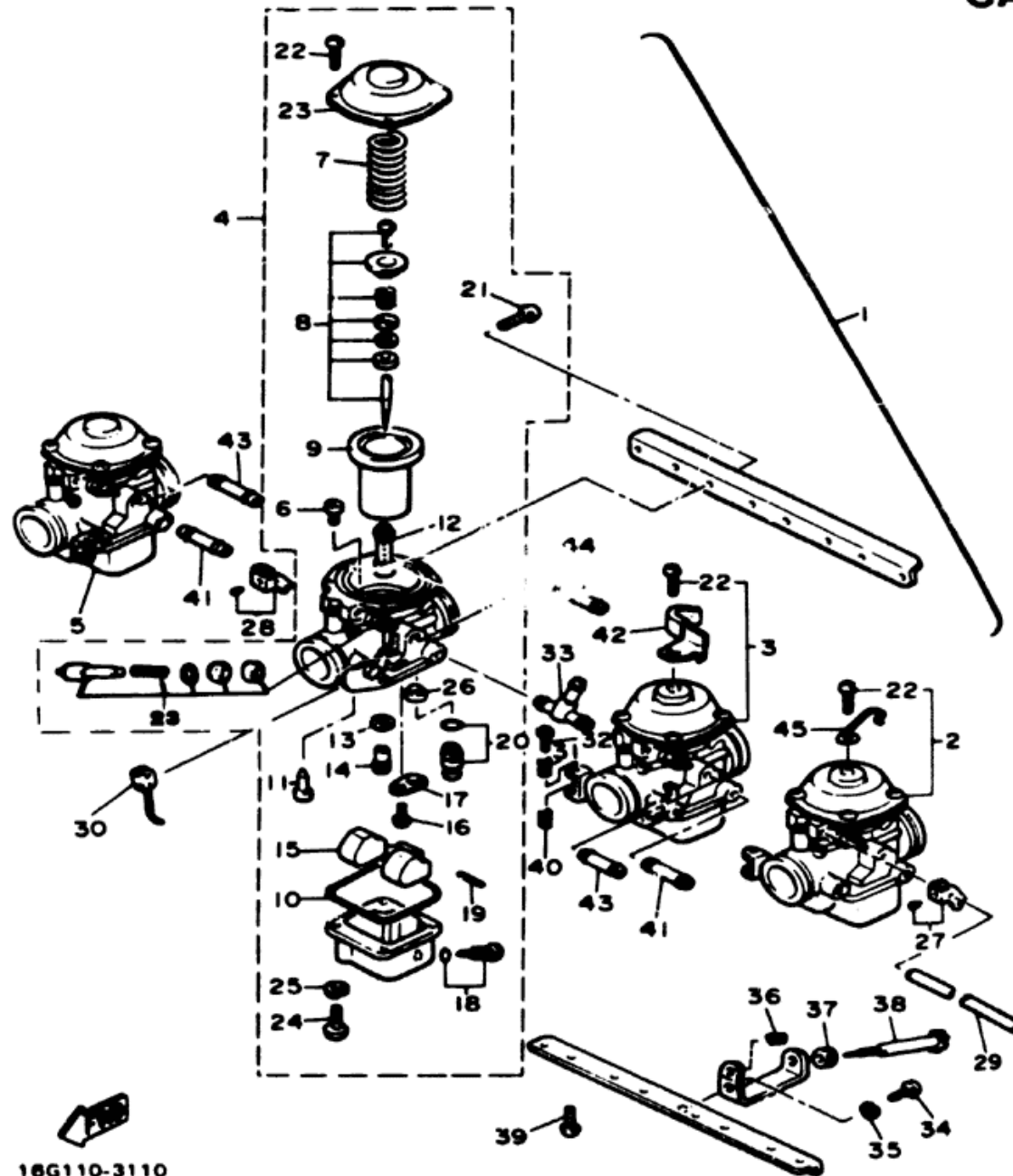
CARBURETOR

Ref No	Part Number	Description	Qty	Remarks
1	(16G-14900-00-00)	CARBURETOR ASS'Y	1	N/A
2	16G-14901-01-00	CARBURETOR ASS'Y 1 (16G-14901-00)	1	
3	16G-14902-01-00	CARBURETOR ASS'Y 2 (16G-14902-00)	1	
4	16G-14903-01-00	CARBURETOR ASS'Y 3 (16G-14903-00)	1	
5	16G-14904-01-00	CARBURETOR ASS'Y 4 (16G-14904-00)	1	
6	256-14944-33-00	JET, main (#165.0)	4	
7	2A2-14933-00-00	SPRING, diaphragm	4	
9	16G-W1418-00-00	NEEDLE SET	4	
9	16G-14940-00-00	DIAPHRAGM ASS'Y	4	
10	16G-14147-00-00	O-RING	4	
11	4G0-14142-35-A0	JET, pilot (#35.0) (4G0-14142-35)	4	
12	16H-14941-36-00	NOZZLE, main	4	
13	137-14153-00-00	WASHER, main jet	4	
14	620-14231-25-00	JET, main (#125.0)	4	
15	16G-14985-00-00	FLOAT	4	
16	98501-04005-00	SCREW, pan head	4	
17	2H0-14146-00-00	PLATE	4	
18	2L1-W1413-00-00	PLUG SCREW SET	4	
19	537-14186-00-00	PIN, float	4	
20	16G-W1496-00-00	VALVE SEAT SET	4	
21	97801-05010-00	SCREW, pan head	8	
22	97801-05010-00	SCREW, pan head	16	
23	16G-W1414-00-00	STARTER PLUNGER SET	4	

Adjustment - MP / Size / LD Number	Measure 8830-149-00
Main Jet - Pilot Jet	1 8 4 127 5, 2 6 3 132 5, 26
Needle Jet - Jet Needle-Clip Position	O-4 40PS39 Read
Needle-Clip Position or Throttle Valve	14°
Float Level - Fuel Level	17 - 18mm 2 ± 1mm
Idle rpm	1080 rpm
Idle CO ₂ - Idle HC ₂ - Jet CO	3.0% - 800 ppm - 3.0% (All Settings @ 1000)

16G110-3110

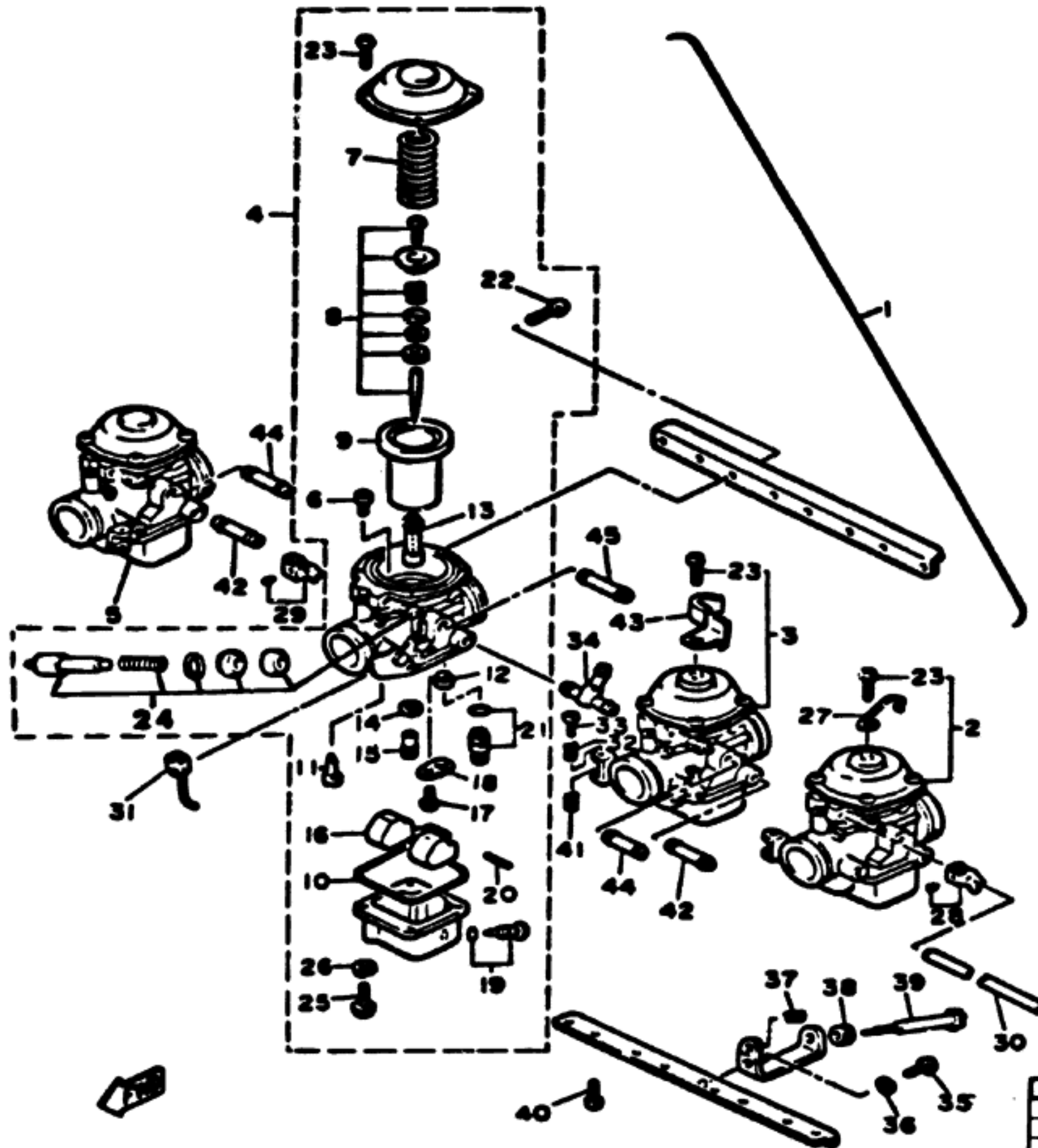
CARBURETOR



Ref. No.	Part Number	Description	Qty	Remarks
24	98580-05016-00	SCREW, pan head (98501-05016)	16	
25	92903-05100-00	WASHER, spring	16	
26	1J7-14994-00-00	NET, filter	4	
27	16G-W1495-00-00	STARTER LEVER SET	2	
28	16G-W1495-10-00	STARTER LEVER SET	1	
29	16G-14977-00-00	SHAFT, starter lever	1	
30	49A-14130-00-00	CABLE (16G-14130-00)	1	
31	3F7-14133-00-00	SPRING, throttle stop	3	
32	820-14121-00-00	SCREW, throttle stop	3	
33	16G-14988-00-00	PIPE, starter connecting	1	
34	98501-05010-00	SCREW, pan head	1	
35	92903-05100-00	WASHER, spring	1	
36	143-14133-00-00	SPRING, throttle stop	1	
37	4G0-14998-00-00	BUSH	1	
38	4U8-14122-00-00	SCREW, throttle	1	
39	97801-06014-00	SCREW, pan head	8	
40	137-14134-00-00	SPRING, air adjusting	3	
41	16H-14988-00-00	PIPE, starter connecting	2	
42	16G-14139-00-00	CLIP, pipe	1	
43	16G-14251-00-00	NIPPLE	2	
44	16H-14251-00-00	NIPPLE	1	
45	11T-14139-00-00	CLIP, pipe	1	

CARBURETOR - Jet / Idle / L.D. Number	Meury 9530-149-00
Main Jet / Pilot Jet	1 & 4 127 & 2 & 3 132 & 35
Needle Jet / Jet Needle-Clip Position	O-4 / 40PS29 Reed
Slide Cutaway or Throttle Valve	1/4"
Pilot Level / Fuel Level	17 ~ 18mm ± 1mm
Idle RPM	1080 / min
Idle CO ₂ / Idle HC ₂ / Jet CO	5.0% / 800 ppm / 3.0% (All settings @ Idle)

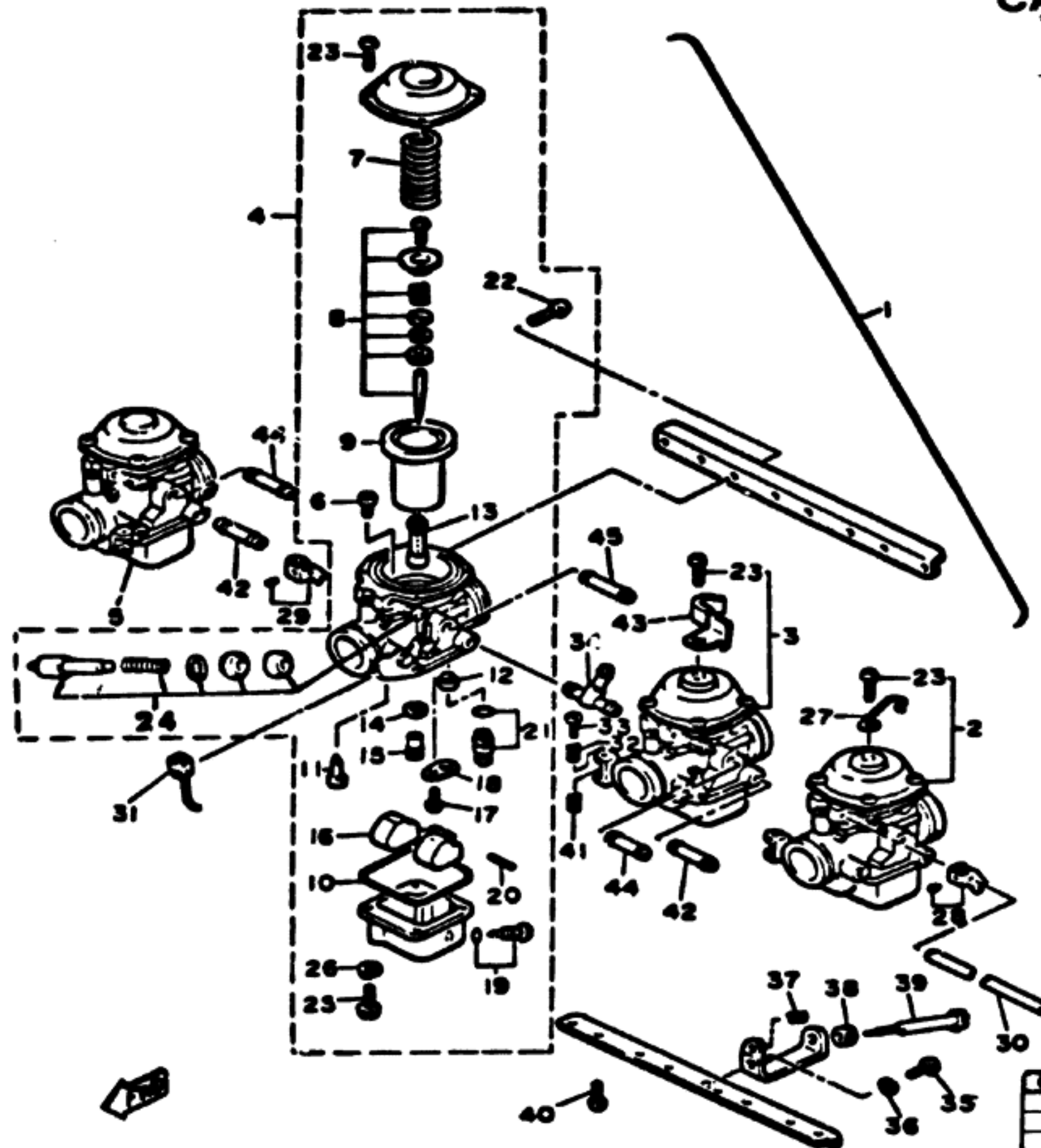
CARBURETOR



Ref. No.	Part Number	Description	Qty	Remarks
1	[16G-14900-01-00]	CARBURETOR ASS'Y	1	N/A
2	16G-14901-01-00	CARBURETOR ASS'Y 1	1	
3	16G-14902-01-00	CARBURETOR ASS'Y 2	1	
4	16G-14903-01-00	CARBURETOR ASS'Y 3	1	
5	16G-14904-01-00	CARBURETOR ASS'Y 4	1	
6	256-14944-31-00	JET, main (#155.0)	4	
7	2A2-14933-00-00	SPRING, diaphragm	4	
8	16G-W1418-00-00	NEEDLE SET.....	4	
9	16G-14940-00-00	DIAPHRAGM ASS'Y	4	
10	16G-14147-00-00	O-RING	4	
11	4G0-14142-32-00	JET, pilot (#32.5)	4	
12	1J7-14994-00-00	NET, filter	4	
13	16H-14941-36-00	NOZZLE, main	4	
14	137-14153-00-00	WASHER, main jet	4	
15	620-14231-25-00	JET, main (#125.0)	4	
16	16G-14985-00-00	FLOAT	4	
17	98501-04005-00	SCREW, pan head (98502-04006)	4	
18	2H0-14146-00-00	PLATE	4	
19	2L1-W1413-00-00	PLUG SCREW SET	4	
20	537-14186-00-00	PIN, float.	4	
21	16G-W1496-00-00	VALVE SEAT SET ...	4	
22	97801-05010-00	SCREW, pan head	8	
23	97801-05010-00	SCREW, pan head	16	

Manufacturer / Type / L.B. Number		Mitsumi / 8630 / 16G-00
Main Jet / Pilot Jet	164: 127.5	263: 132.5 / 36
Needle Jet / Jet Needle-Clip Position	O-6 / 40PS39 Fixed	
Slide Outway	ø	
Float Level / Fuel Level	17 ~ 18mm / 2.0 ± 1mm	
Idle rpm	1080 rpm	
Max CO ₂ / Max HC ₂ / Set CO (Using YICS tool)	5% / 800 ppm / 3% (All Settings @ Idle)	

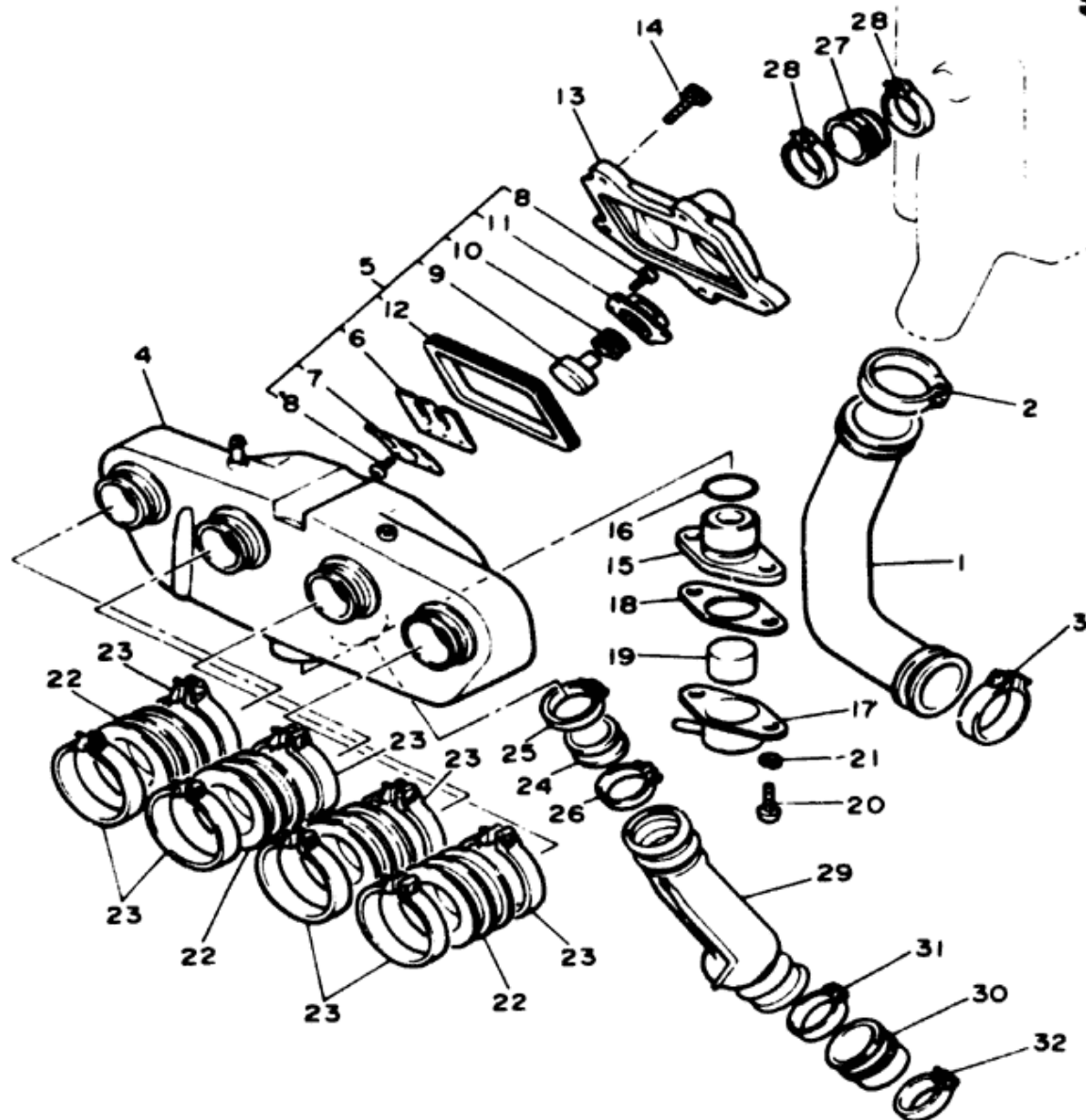
CARBURETOR



Ref. No.	Part Number	Description	Qty	Remarks
24	16G-W1414-00-00	COVER, diaphragm	4	
25	98580-05016-00	SCREW, pan head (98501-05016)	16	
26	92903-05100-00	WASHER, spring	16	
27	11T-14139-00-00	CLIP, pipe	1	
28	16G-W1495-00-00	STARTER LEVER SET	2	
29	16G-W1495-10-00	STARTER LEVER SET	1	
30	16G-14977-00-00	SHAFT, starter lever	1	
31	49A-14130-00-00	CABLE (16G-14130-00)	1	
32	3F7-14133-00-00	SPRING, throttle stop	3	
33	820-14121-00-00	SCREW, throttle stop	3	
34	16G-14988-00-00	PIPE, starter connecting	1	
35	98501-05010-00	SCREW, pan head	1	
36	92903-05100-00	WASHER, spring	1	
37	143-14133-00-00	SPRING, throttle stop	1	
38	4G0-14998-00-00	BUSH	1	
39	4U8-14122-00-00	SCREW, throttle	1	
40	97801-06014-00	SCREW, panhead	8	
41	137-14134-00-00	SPRING, air adjusting	3	
42	16H-14988-00-00	PIPE, starter connecting	2	
43	16G-14139-00-00	CLIP, pipe	1	
44	16G-14251-00-00	NIPPLE	2	
45	16H-14251-00-00	NIPPLE	1	

Mitsubishi / 16G / 16G-00	
Main Jet / Pilot Jet	18.4 / 127.5 28.3 / 132.5 / 35
Needle Jet / Jet Needle-Clip Position	0-6 / 40PS39 Fixed
Slide Outway	0
Float Level / Fuel Level	17 ~ 18mm / 2.0 ± 1mm
Idle rpm	1080 rpm
Max CO ₂ / Max HC ₂ / Set CO (Using YICS Tool)	5% / 800 ppm / 3% (All Settings @ Idle)

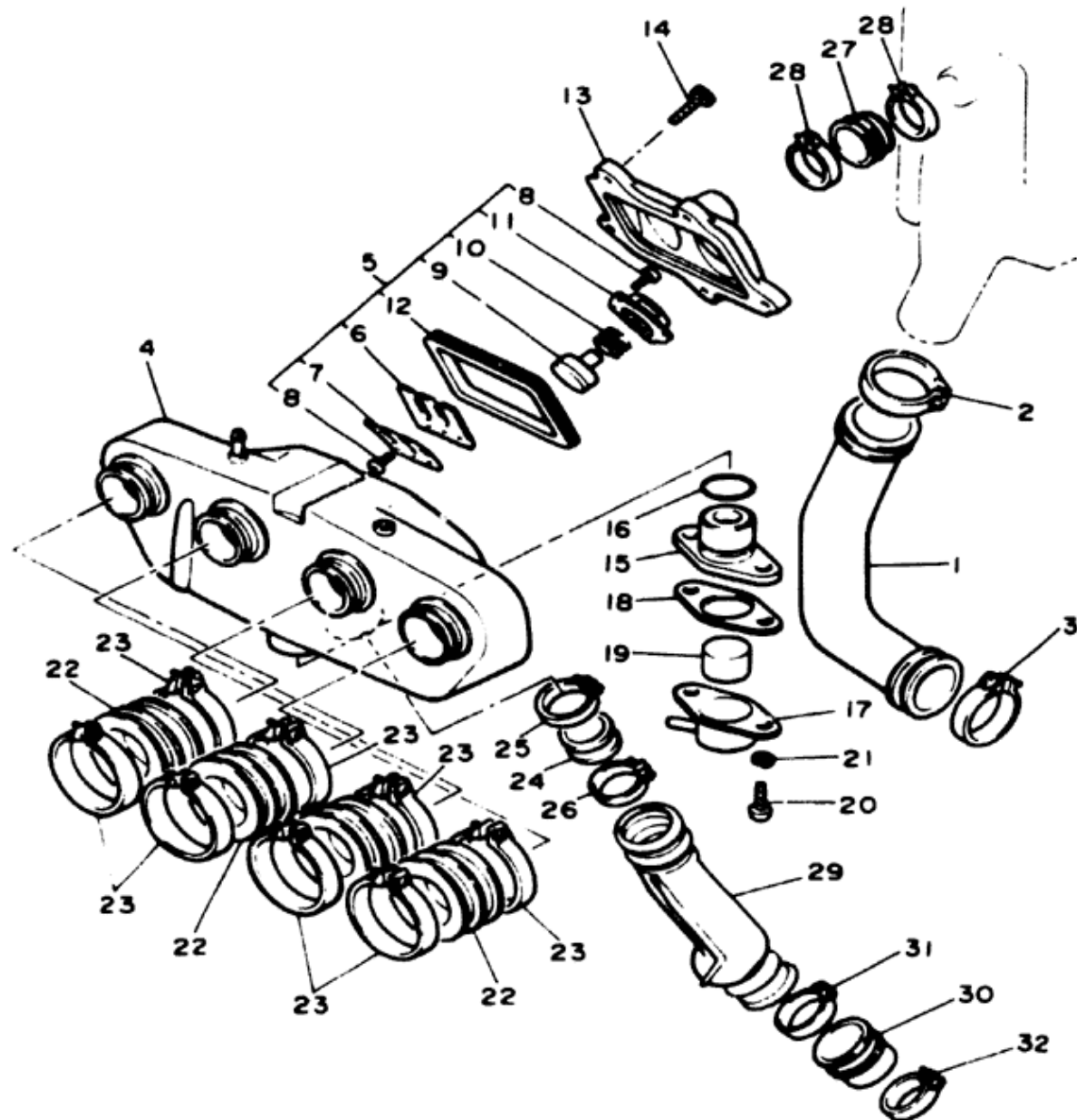
SURGE TANK



Ref No	Part Number	Description	Qty
1	16G-1447A-00-00	DUCT, turbo 1	1
2	90460-52215-00	CLAMP, hose (90460-52210)	1
3	90460-45040-00	CLAMP, hose	1
4	16G-1443E-01-00	TANK, surge (16G-1446E-00)	1
5	16G-13610-00-00	REED VALVE ASS'Y	1
6	16G-13613-00-00	REED, valve	1
7	16G-13616-00-00	STOPPER, reed valve	1
8	98501-03008-00	SCREW, pan head w/washer (97602-03108)	7
9	16G-1446J-00-00	VALVE, relief	1
10	90501-16678-00	SPRING, compression	1
11	16G-1446H-00-00	COVER, relief valve	1
12	16G-13631-00-00	SEAL, rubber	1
13	16G-1446K-00-00	COVER, reed valve	1
14	91316-06018-00	BOLT	5
15	16G-1446L-00-00	DRAIN VALVE ASS'Y	1
16	93210-13016-00	O-RING	1



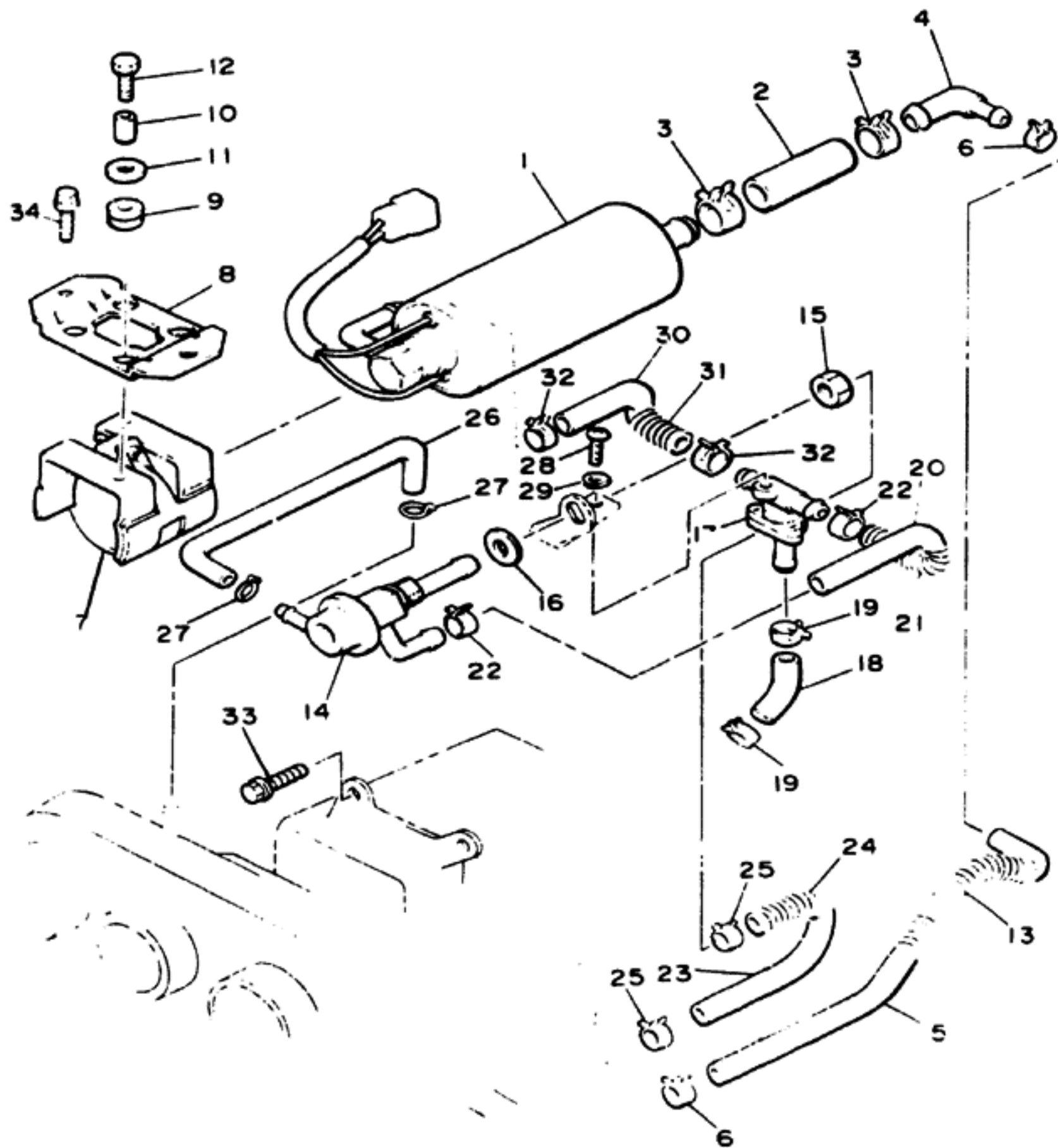
SURGE TANK



Ref No	Part Number	Description	Qty
17	16G-1446M-00-00	COVER, drain valve	1
18	16G-1446N-00-00	GASKET.	1
19	16G-1446R-00-00	SEAL	1
20	98506-05016-00	SCREW, pan head	2
21	92906-05100-00	WASHER, spring	2
22	16G-1446F-00-00	JOINT, surge tank 1 . . .	4
23	90460-60165-00	CLAMP, hose	8
24	16G-1446G-01-00	JOINT, surge tank 2 . . .	1
25	90460-46206-00	CLAMP, hose	1
26	90460-42212-00	CLAMP, hose	1
27	16G-1440F-00-00	JOINT, air filter 1	1
28	90460-41191-00	CLAMP, hose	2
29	16G-1448A-00-00	DUCT, turbo 2	1
30	16G-1448E-00-00	JOINT, turbo 2	1
31	90460-41191-00	CLAMP, hose	1
32	90460-39052-00	CLAMP, hose	1



FUEL PUMP

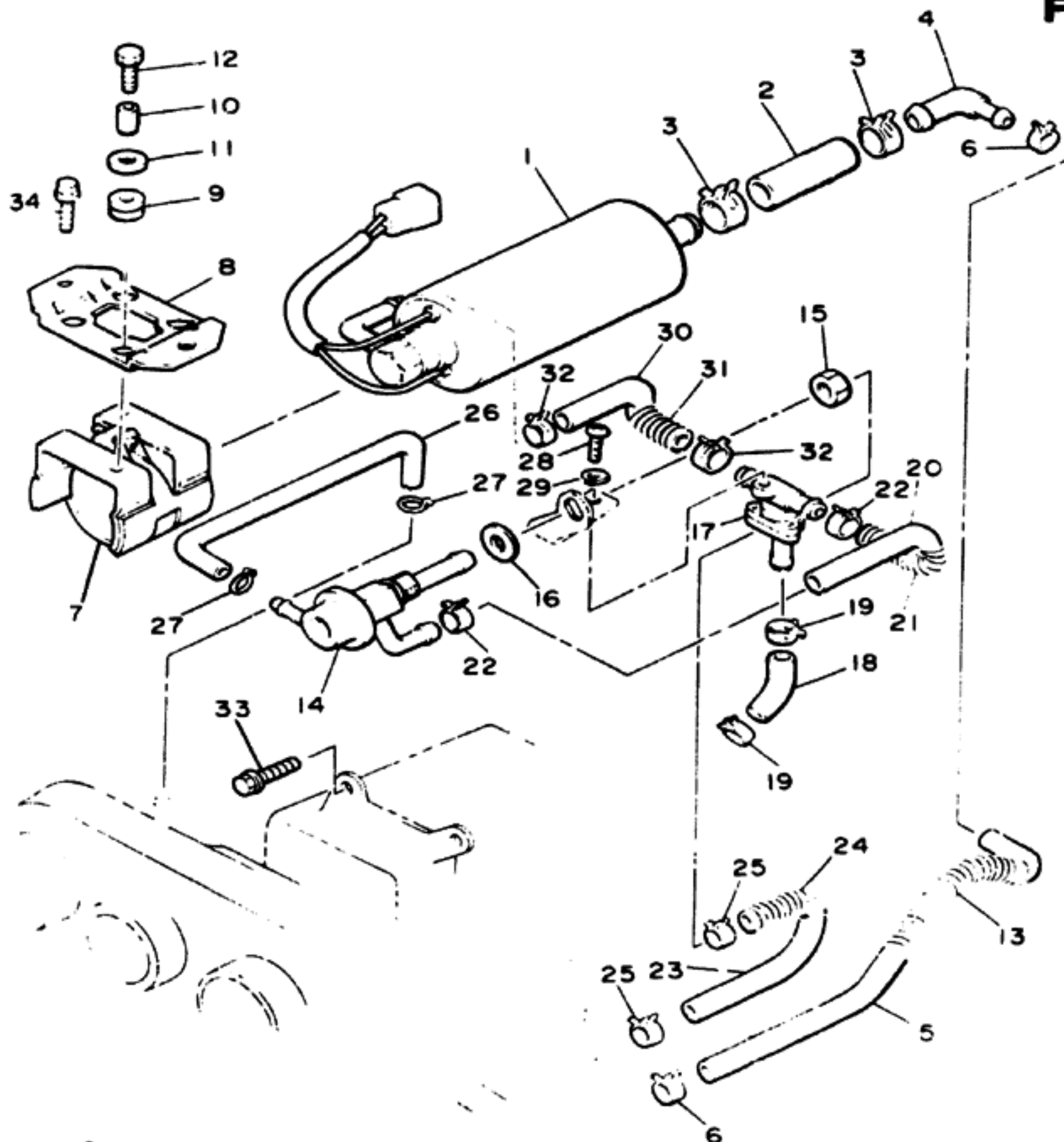


Ref. No.	Part Number	Description	Qty	Remarks
1	16G-13907-00-00	FUEL PUMP COMP.	1	
2	16G-13972-01-00	PIPE, fuel 2.	1	
3	90468-08104-00	CLIP.	2	
4	16G-13758-00-00	PIPE, joint.	1	
5	16G-13971-01-00	PIPE, fuel 1.	1	
6	90467-13064-00	CLIP.	2	
7	16G-13994-01-00	STAY, damper.	1	
8	16G-14493-01-00	STAY 1.	1	
9	90480-15235-00	GROMMET.	4	
10	90387-060A7-00	COLLAR.	2	
11	90209-06174-00	WASHER.	2	
12	97301-06016-00	BOLT.	2	
13	90501-08704-00	SPRING, compression	1	
14	16G-13906-02-00	REGULATOR, pressure (16G-13906-01)	1	
15	95301-12700-00	NUT.	1	
16	92901-12600-00	WASHER, plate.	1	



17Y700-2130

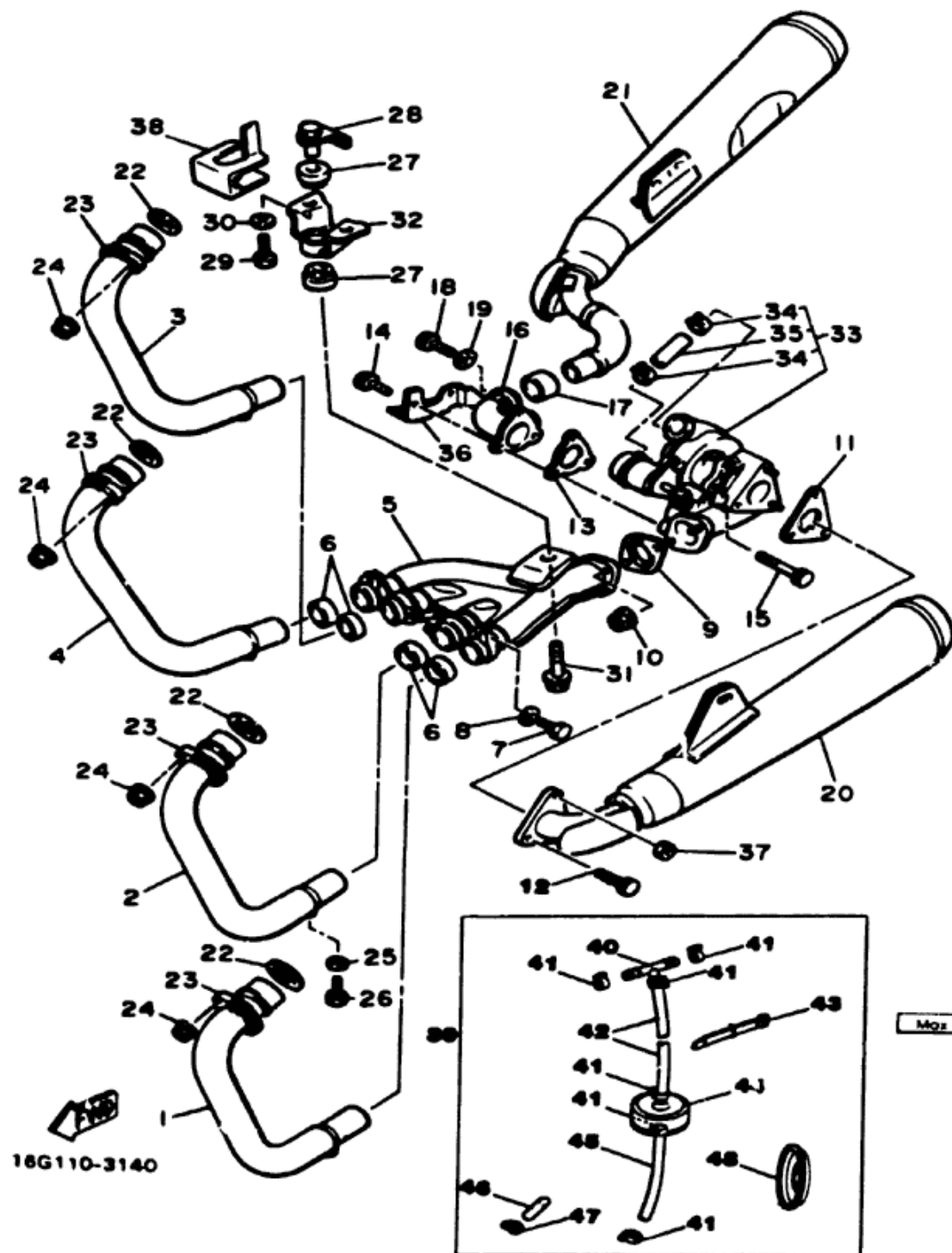
FUEL PUMP



Ref. No.	Part Number	Description	Qty	Remarks
17	16G-13940-02-00	CHECK VALVE ASS'Y	1	
18	16G-13974-01-00	PIPE, fuel 4.....	1	
19	90467-13064-00	CLIP.....	2	
20	16G-13975-01-00	PIPE, fuel 5.....	1	
21	90501-08706-00	SPRING, compression	1	
22	90467-13064-00	CLIP.....	2	
23	16G-13976-00-00	HOSE, fuel 6.....	1	
24	90501-08707-00	SPRING, compression	1	
25	90467-13064-00	CLIP.....	2	
26	16G-13978-01-00	PIPE, regulator.....	1	
27	90467-08040-00	CLIP.....	2	
28	98501-05010-00	SCREW, pan head.....	1	
29	92903-05100-00	WASHER, spring.....	1	
30	16G-13973-01-00	PIPE, fuel 3.....	1	
31	90501-08705-00	SPRING, compression	1	
32	90467-13064-00	CLIP.....	2	
33	90119-06029-00	BOLT, w/washer.....	2	
34	95802-06010-00	BOLT, flange.....	2	



17Y700-2130

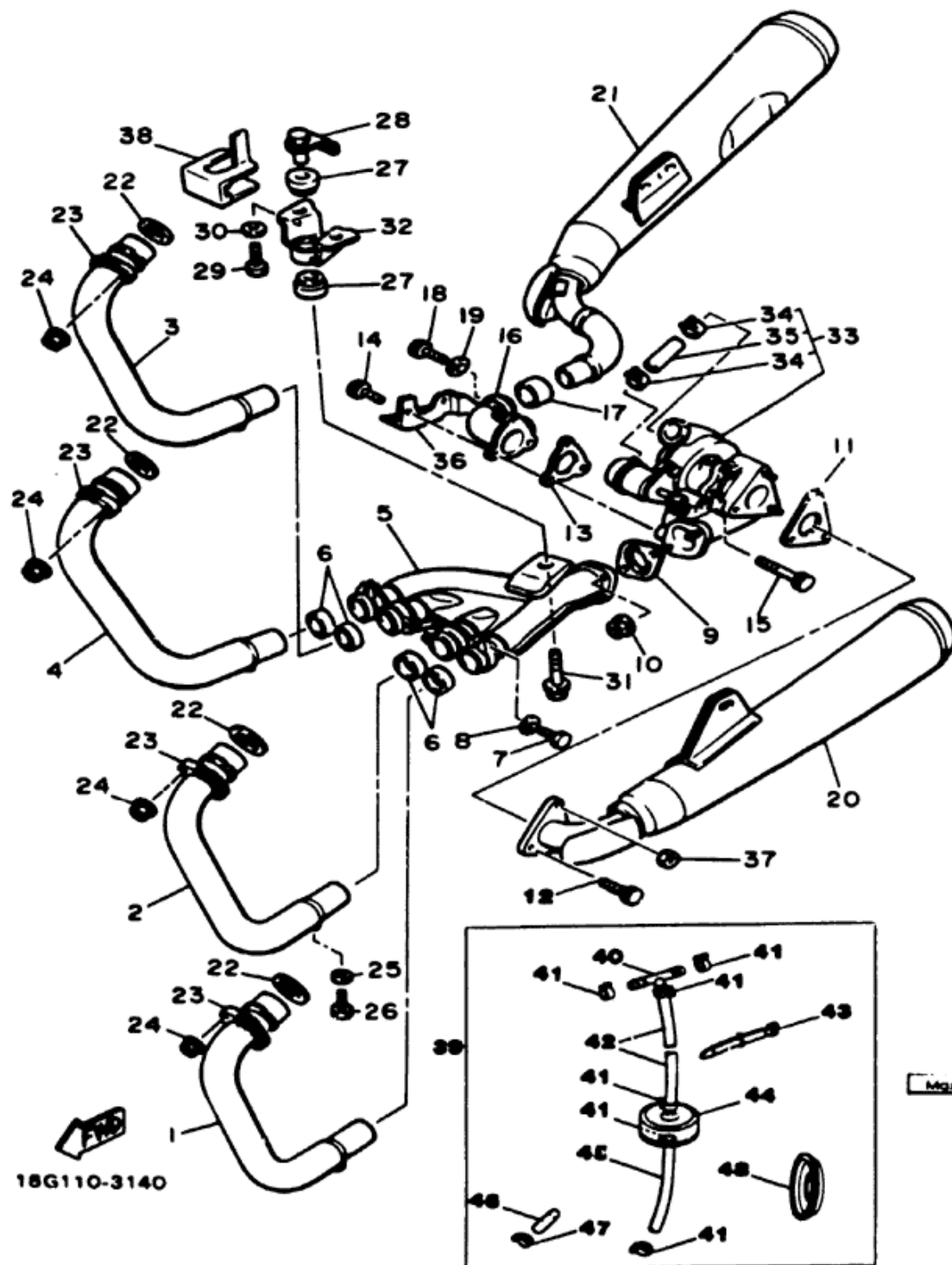


EXHAUST

Ref. No.	Part Number	Description	Qty	Remarks
1	16G-14611-00-00	PIPE, exhaust 1	1	
2	16G-14621-00-00	PIPE, exhaust 2	1	
3	16G-14631-00-00	PIPE, exhaust 3	1	
4	16G-14641-00-00	PIPE, exhaust 4	1	
5	16G-14615-00-00	JOINT, exhaust 1	1	
6	16G-14714-00-00	GASKET, muffler	4	
7	97311-08020-00	BOLT	4	
8	92901-08600-00	WASHER, plate	4	
9	16G-14623-01-00	GASKET, exhaust pipe	1	
10	95701-08500-00	NUT, flange (95701-08100)	2	
11	16G-14643-00-00	GASKET 3	1	
12	91311-08020-00	BOLT	1	
13	16G-14653-00-00	GASKET, exhaust 4	1	
14	91311-08016-00	BOLT	1	
15	91311-08050-00	BOLT	2	
16	16G-14625-00-00	JOINT, exhaust 2	1	
17	16G-14755-00-00	GASKET, silencer	1	
18	97313-08025-00	BOLT (97311-08025)	1	
19	92901-08600-00	WASHER, plate	1	
20	16G-14711-01-00	MUFFLER 1	1	
21	16G-14711-01-00	MUFFLER 2	1	
22	4H7-14613-00-00	GASKET, exhaust pipe	4	
23	4W5-14612-00-00	NUT, ring	4	
24	90179-06409-00	NUT (4W5-14681-00)	8	

Max CO* Max HC* Set CO

5.0% / 800 ppm / 3.0% (All Settings @ Idle)

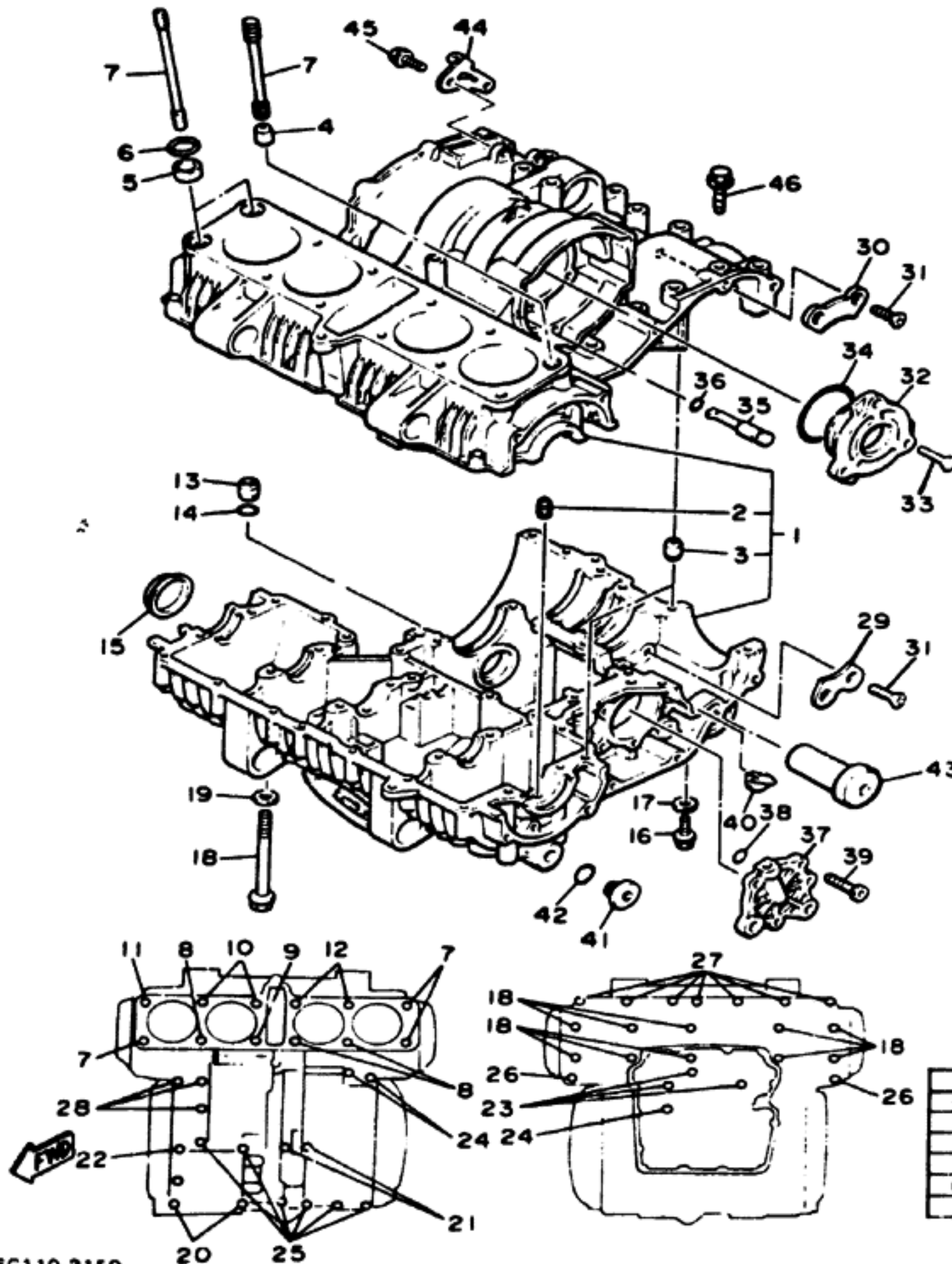


EXHAUST

Ref. No.	Part Number	Description	Qty	Remarks
25	92990-06800-00	WASHER, plate	4	
26	97316-08012-00	BOLT	4	
27	4K0-14747-00-00	DAMPER, muffler	2	
28	4K0-14638-00-00	COLLAR	1	
29	97313-08025-00	BOLT (97311-08025)	2	
30	92901-08600-00	WASHER, plate	2	
31	95801-10040-00	BOLT, flange	1	
32	4K0-14791-00-00	STAY, muffler	1	
33	16G-14690-01-00	TURBO SUPERCHARGER ASS'Y (16G-14690-00)	1	
34	90467-08070-00	CLIP	2	
35	16G-14752-00-00	PIPE, outlet	1	
36	16G-14628-01-00	PROTECTOR, exhaust pipe	1	
37	90179-08442-00	NUT (90179-08273)	2	
38	16G-1469U-00-00	GUIDE 1	1	
39	[16G-W0020-00-00]	TURBO POWER UP		N/A
40	90413-05014-00	3-WAY T-JOINT	1	
41	90467-08070-00	CLIP	6	
42	16G-14694-00-00	HOSE 1	1	
43	341-26397-01-00	BAND	1	
44	16G-14696-00-00	VACUUM CONTROL VALVE	1	
45	16G-14695-00-00	HOSE 2	1	
46	16G-13569-00-00	BLIND PLUG	1	
47	90467-10039-00	CLIP	1	
48	90209-12222-00	WASHER	1	

Mqz CO* Mqz HC* Set CO 5.0% 800 ppm 3.0% (All Settings @ 1316)

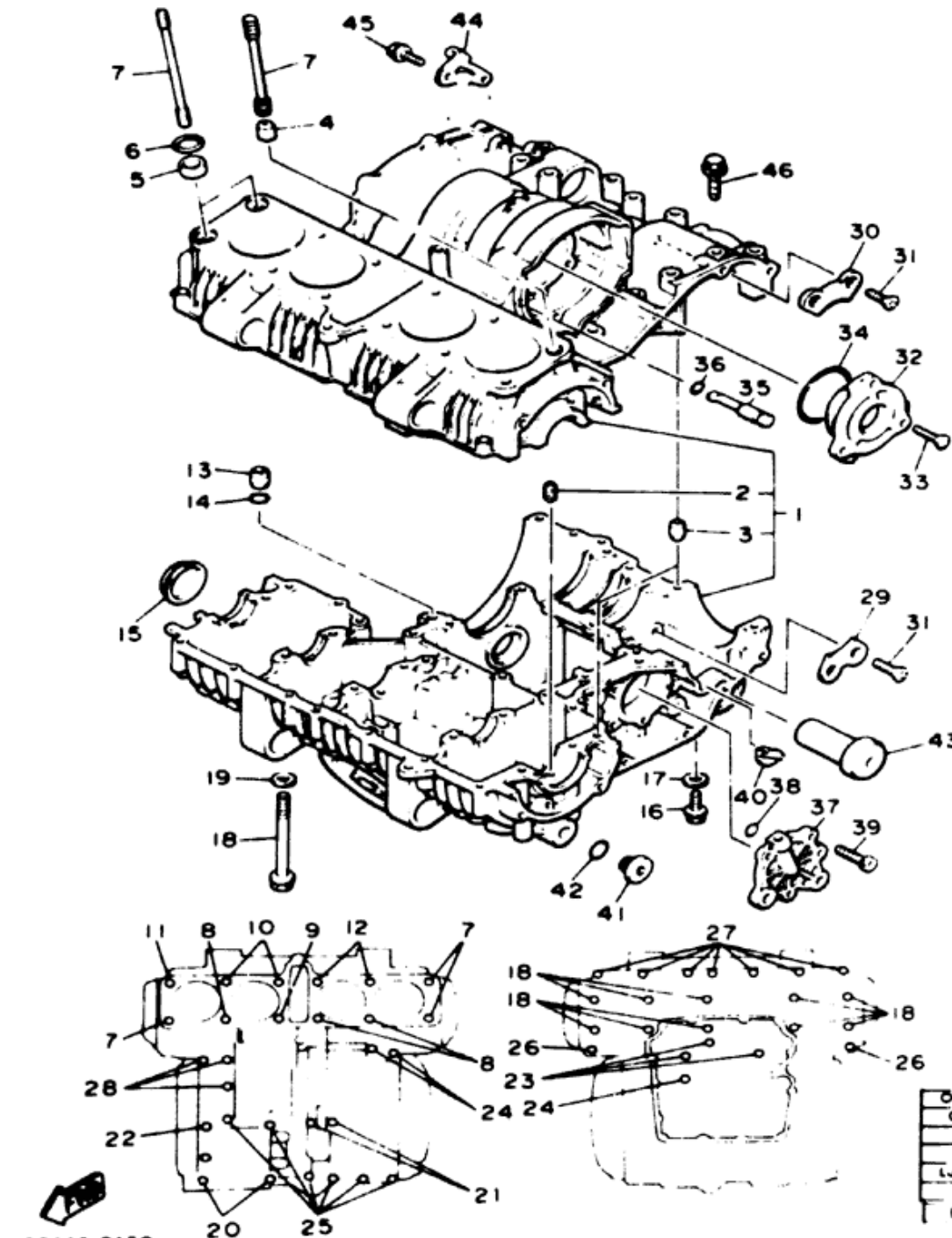
CRANKCASE



Ref. No.	Part Number	Description	Qty	Remarks
1	16G-15100-00-00	CRANKCASE ASS'Y ...	1	
2	4H7-15138-00-00	NOZZLE 1.....	3	
3	99530-12016-00	PIN, dowel (91830-22016).....	3	
4	99530-14016-00	PIN, dowel (91830-24016).....	1	
5	90387-16547-00	COLLAR.....	2	
6	93210-18559-00	O-RING.....	2	
7	90116-10330-00	BOLT, stud.....	3	
8	90116-10329-00	BOLT, stud.....	3	
9	90116-10328-00	BOLT, stud.....	1	
10	4H7-11363-00-00	BOLT, cylinder holding 3	2	
11	4H7-11364-00-00	BOLT, cylinder holding 4	1	
12	16G-11363-00-00	BOLT, cylinder holding 3	2	
13	99530-12016-00	PIN, dowel (91830-22016).....	1	
14	93210-11124-00	O-RING.....	1	
15	4H7-15167-10-00	PLUG, blind 1.....	1	
16	90105-08003-00	BOLT, washer based ...	1	
17	90201-08087-00	WASHER, plate.....	1	
18	95811-08105-00	BOLT, flange.....	10	
19	90201-094G1-00	WASHER, plate (90201-08366).....	8	
20	95811-08065-00	BOLT, flange.....	2	
21	95811-06135-00	BOLT, flange.....	2	
22	95811-06120-00	BOLT, flange.....	1	
23	95811-06080-00	BOLT, flange.....	3	

Drain Plug	M14: 4.3 m.kg
Oiling System	Wet Sump
Capacity: Dry	3800cc
Oil and Filter Change	2900cc
Oil Change Only	2800cc
Lubricant: Temp. Above 5°C (40°F)	Yamalube 4" or SAE 20W40 SE or SF
Temp. Below 15°C (60°F)	Yamalube 4" or SAE 20W40 SE or SF

CRANKCASE

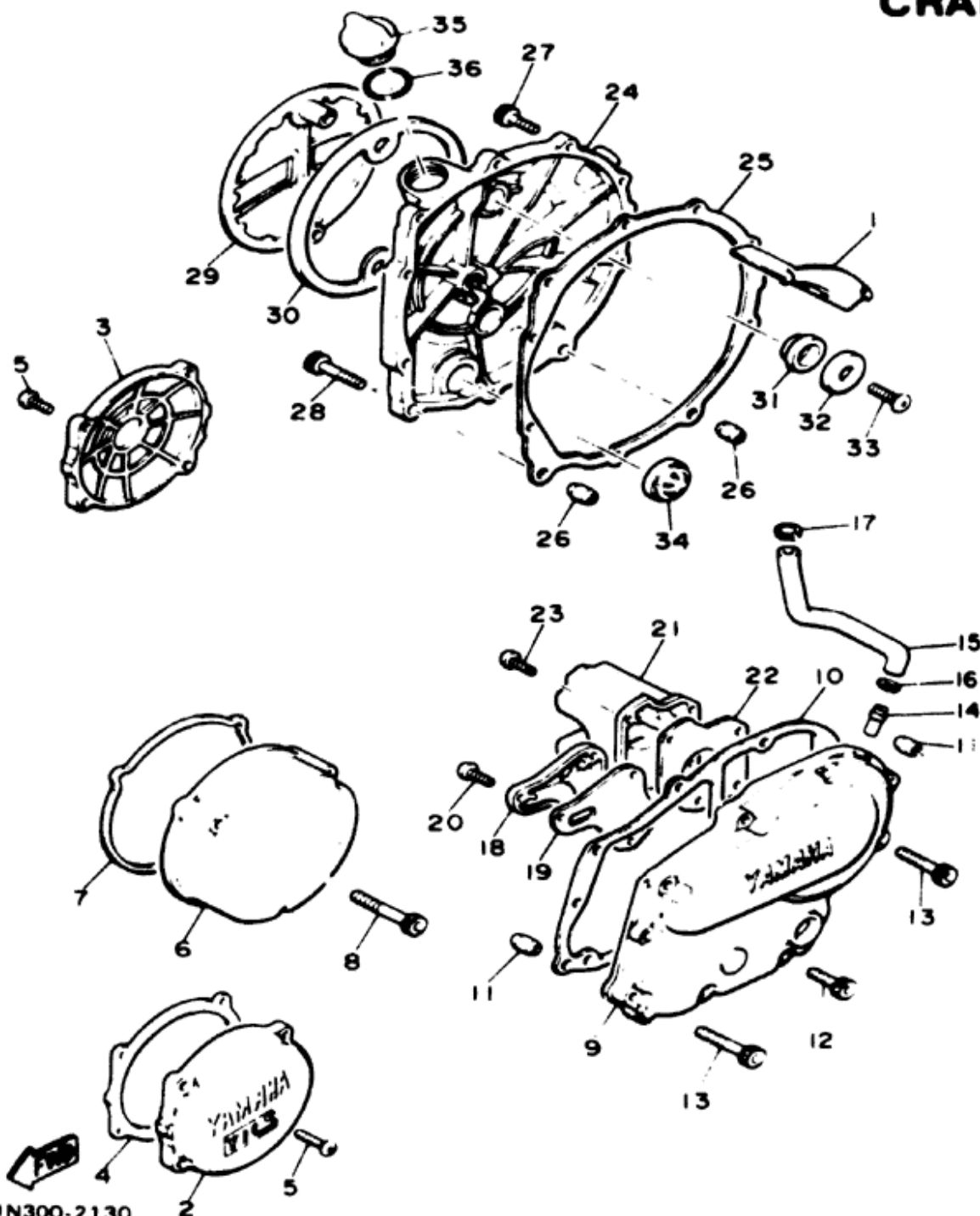


Ref No	Part Number	Description	Qty
24	95811-06070-00	BOLT, flange	3
25	95811-06060-00	BOLT, flange	6
26	95811-06055-00	BOLT, flange	2
27	95811-08045-00	BOLT, flange	7
28	95811-06035-00	BOLT, flange	3
29	4H7-15381-00-00	PLATE, bearing cover	1
30	31A-15383-00-00	PLATE, bearing cover (4H7-15383-00)	1
31	90149-08152-00	SCREW	4
32	4H7-15163-01-00	HOUSING, bearing 1	1
33	90151-06014-00	SCREW, countersunk	3
34	93210-62439-00	O-RING	1
35	4H7-13454-00-00	NOZZLE	1
36	93210-07540-00	O-RING	1
37	16G-15164-00-00	HOUSING, bearing 2	1
38	93210-07438-00	O-RING	1
39	91311-06020-00	BOLT	3
40	4H7-15385-00-00	GROMMET	1
41	4H7-15189-00-00	PLUG (4K0-15189-00)	2
42	93210-21276-00	O-RING	2
43	90387-125A2-00	COLLAR	2
44	4K0-15441-00-00	HOLDER, clutch cable	1
45	91316-06012-00	BOLT	2
46	95801-06060-00	BOLT, flange	1

Oiling System	Wet Sump
Capacity Dry	3500cc
Oil and Filter Change	2900cc
Oil Change	2500cc
Lubricant Temp Above 5°C (40°F)	Yamalube 4" or SAE 20W40 SE
Temp Below 15°C (60°F)	Yamalube 4" or SAE 20W40 SE
Drain Plug	14 x 1.5 43 mm kg

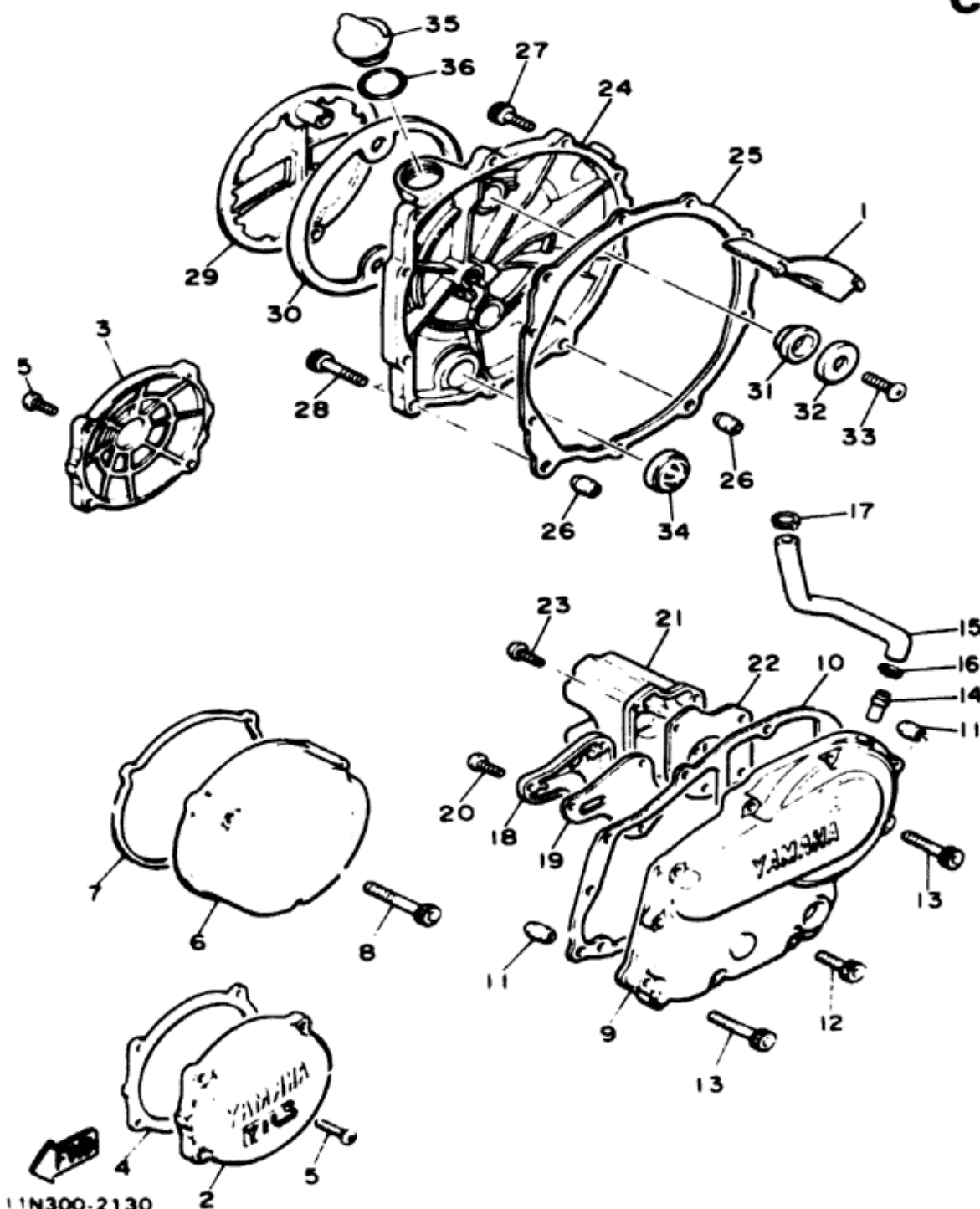
16G110-3150

CRANKCASE COVER



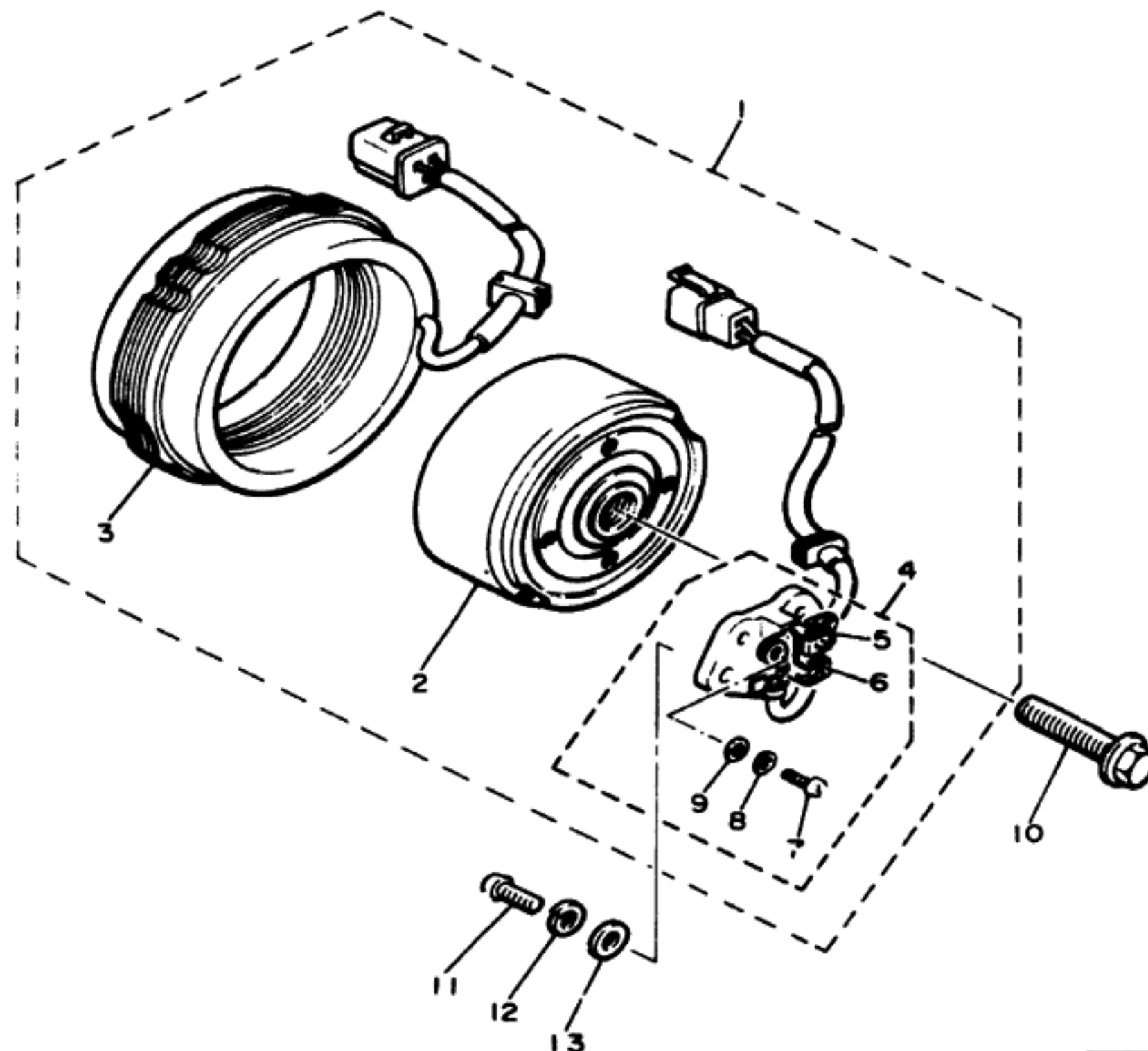
Ref No	Part Number	Description	Qty
1	4H7-15412-01-00	SCRAPER, oil	1
2	16G-15416-00-00	COVER, oil pump	1
3	16G-15426-00-00	COVER, oil pump 2	1
4	4H7-15455-00-00	GASKET, oil pump cover 1	1
5	98906-06020-00	SCREW, bind	8
6	4K0-15415-00-00	COVER, generator	1
7	4H7-15455-00-00	GASKET 1	1
8	91316-06070-00	BOLT	3
9	5G9-15411-00-00	COVER, crankcase 1	1
10	4H7-15451-00-00	GASKET, crankcase cover	1
11	99530-10014-00	PIN, dowel (91830-21014)	2
12	91316-06025-00	BOLT	8
13	91316-06040-00	BOLT	2
14	371-11187-01-00	PIPE, breather 2	1
15	16G-11166-00-00	PIPE, breather 1	1
16	90467-14015-00	CLIP	1
17	90468-08104-00	CLIP	1

CRANKCASE COVER



Ref. No.	Part Number	Description	Qty
18	4H7-15346-00-00	BREATHER 1	1
19	4H7-15457-00-00	GASKET.	1
20	92503-06015-00	SCREW, pan head (92501-06015)	3
21	4H7-15347-00-00	BREATHER 2	1
22	4H7-15467-00-00	GASKET.	1
23	92503-06015-00	SCREW, pan head (92501-06015)	4
24	4K0-15421-01-00	COVER, crankcase 2 ...	1
25	4H7-15461-01-00	GASKET, crankcase cover 2.	1
26	99530-10014-00	PIN, dowel	2
27	91316-06025-00	BOLT	8
28	91316-06040-00	BOLT	2
29	16G-15417-00-00	COVER, cap	1
30	4H7-15449-00-00	RING, rubber.	1
31	4H7-15486-00-00	GROMMET	2
32	90209-06096-00	WASHER.	2
33	92503-06015-00	SCREW, pan head (92501-06015)	2
34	2H7-15361-00-00	GAUGE, level	1
35	2H9-15363-00-00	PLUG, oil.	1
36	93210-27370-00	O-RING	1

GENERATOR

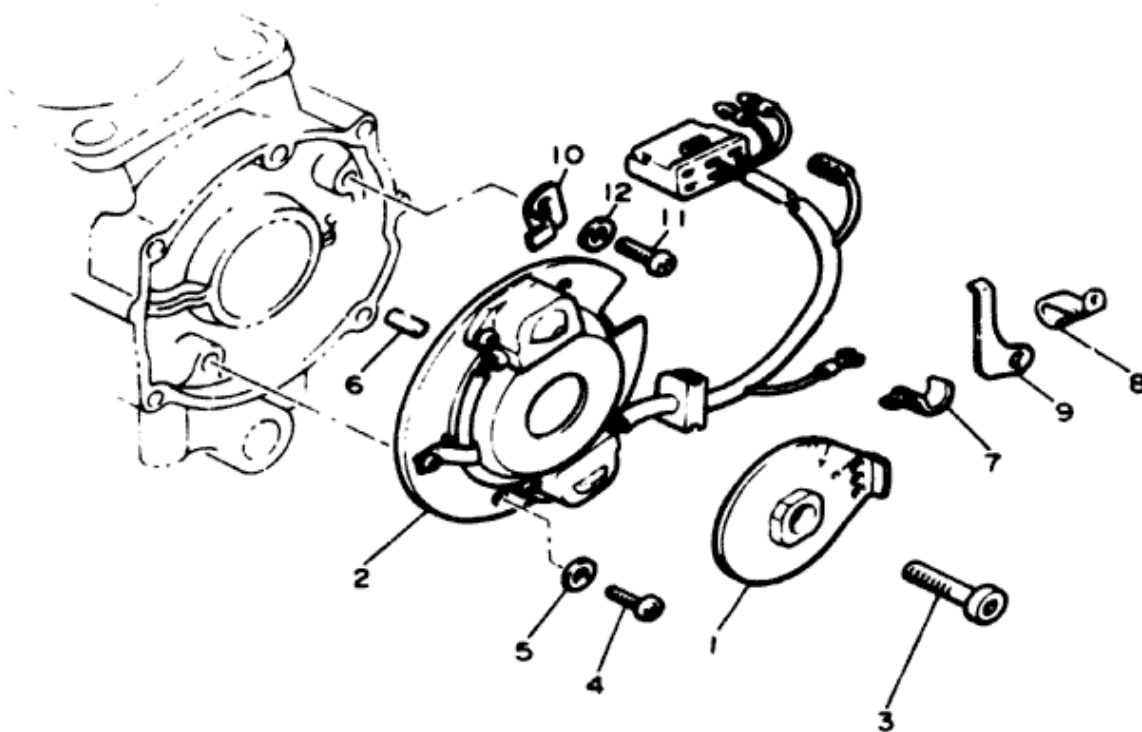


Ref. No.	Part Number	Description	Qty	Remarks
1	4H7-81600-10-00	A.C. GENERATOR ASS'Y	1	
2	4H7-81650-10-00	ROTOR ASS'Y	1	
3	4H7-81610-10-00	STATOR ASS'Y	1	
4	4H7-81619-10-00	BRUSH HOLDER ASS'Y	1	
5	4G0-81611-10-00	BRUSH 1 (4H7-81611-10)	1	
6	4G0-81612-10-00	BRUSH 2 (4H7-81612-10)	1	
7	98511-04012-00	SCREW, pan head (98501-04012)	2	
8	92901-04100-00	WASHER, spring (92903-04100)	2	
9	92901-04600-00	WASHER, plate	2	
10	90105-10152-00	BOLT, washer based ...	1	
11	92503-06015-00	SCREW, pan head (92502-06016)	2	
12	92990-06100-00	WASHER, spring (92903-06100)	2	
13	92901-06600-00	WASHER	2	

Generator System	AC Generator / 3-Phase / Full Wave
Battery: Model / Specific Gravity / Charge Rate	12N12A-4A-1 (12V12Ah) / 1.26 / 1.2A
Maximum Output	16V16A @ 6000 rpm
Field Coil Color Code / Ω	Grn ~ Grn / 4.00 ± 10%
Stator Coil Color Code / Ω	Whi ~ Whi / 0.460 ± 10%

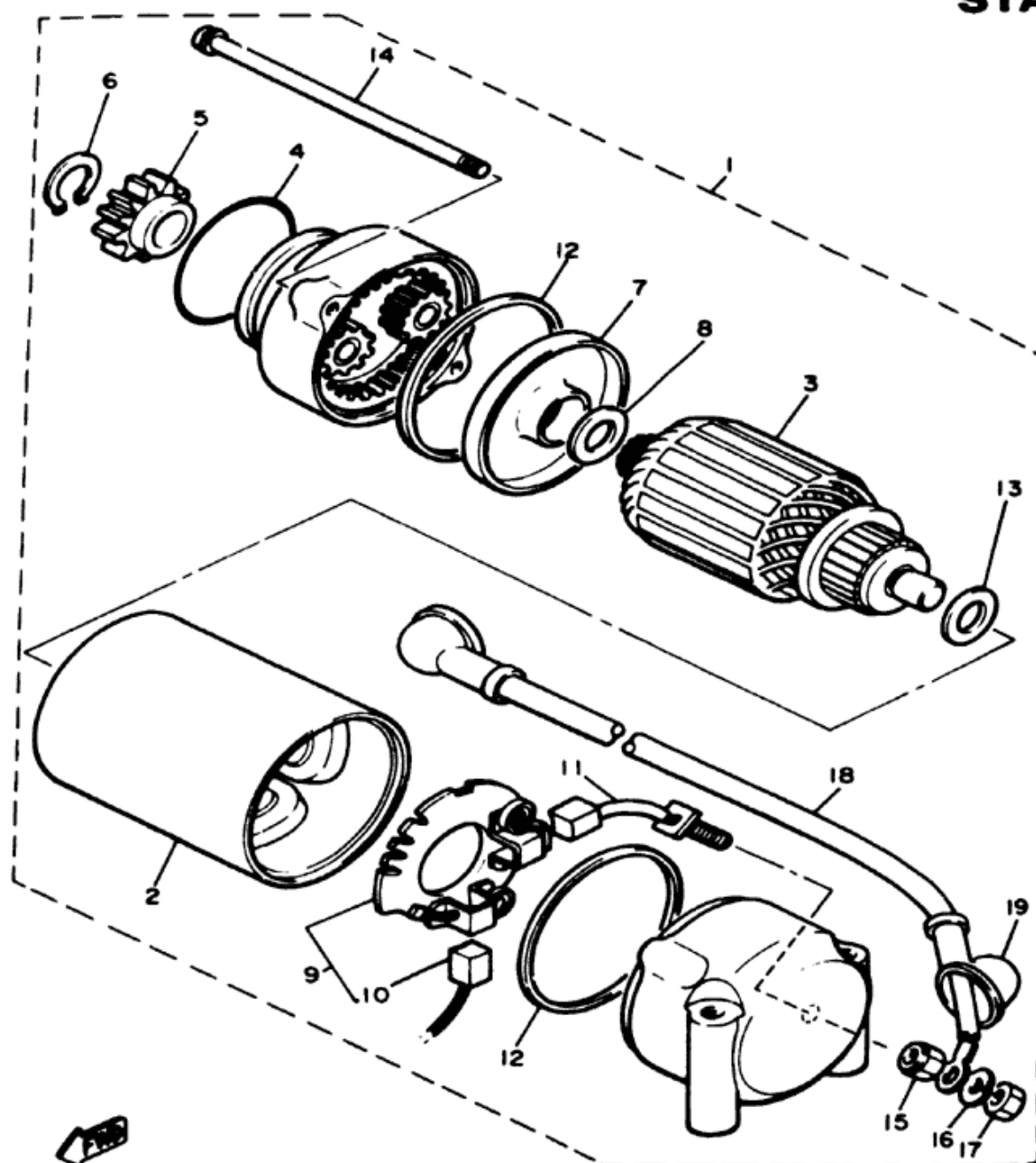
PICKUP COIL - GOVERNOR

Ref No	Part Number	Description	Qty
1	16G-81673-10-00	ROTOR	1
2	16G-81671-10-00	BASE, pickup	1
3	91316-08030-00	BOLT	1
4	92580-06012-00	SCREW, pan head (92503-06012)	2
5	92901-06600-00	WASHER (92902-06600)	2
6	93604-08071-00	PIN, dowel	1
7	90465-08277-00	CLAMP (90465-08122)	1
8	90465-08156-00	CLAMP	1
9	90465-12160-00	CLAMP	1
10	4H7-81632-00-00	PLATE, timing	1
11	92580-06012-00	SCREW, pan head (92503-06012)	1
12	92990-06200-00	WASHER, plain (92903-06200)	1



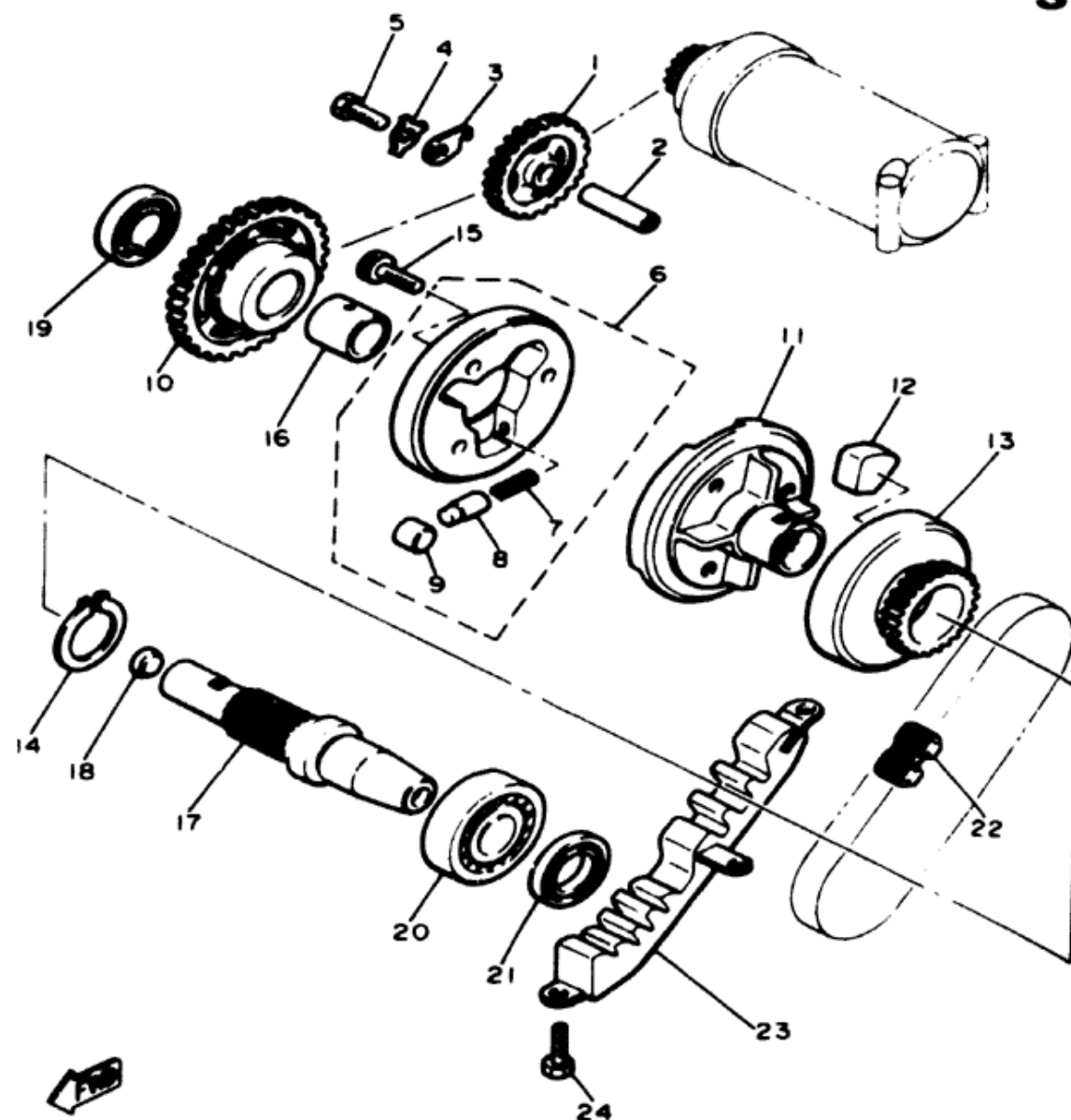
5G2110-2140

STARTING MOTOR



Ref. No	Part Number	Description	Qty
1	4K0-81800-50-00	STARTING MOTOR ASS'Y.	1
2	4K0-81810-01-00	STATOR ASS'Y.	1
3	4H7-81850-00-00	ARMATURE ASS'Y.	1
4	4H7-81847-01-00	O-RING.	1
5	4H7-15511-00-00	GEAR, starting motor (13T)	1
6	4H7-81819-00-00	CIRCLIP.	1
7	4H7-81845-00-00	PLATE.	1
8	4H7-81843-00-00	WASHER 1	1
9	4H7-81840-01-00	BRUSH HOLDER ASS'Y	1
10	4H7-81811-00-00	BRUSH 1.	1
11	4H7-81812-01-00	BRUSH 2	1
12	4H7-81844-00-00	GASKET	2
13	4H7-81824-00-00	WASHER 2	1
14	4K0-81826-01-00	BOLT.	2
15	4H7-81872-00-00	NUT, special	1
16	92990-06100-00	WASHER, Spring (92903-06100).	1
17	95301-06600-00	NUT (95302-06600)	1
18	4H7-81815-00-00	WIRE, starter.	1
19	4H7-81871-00-00	CAP.	2

STARTER CLUTCH

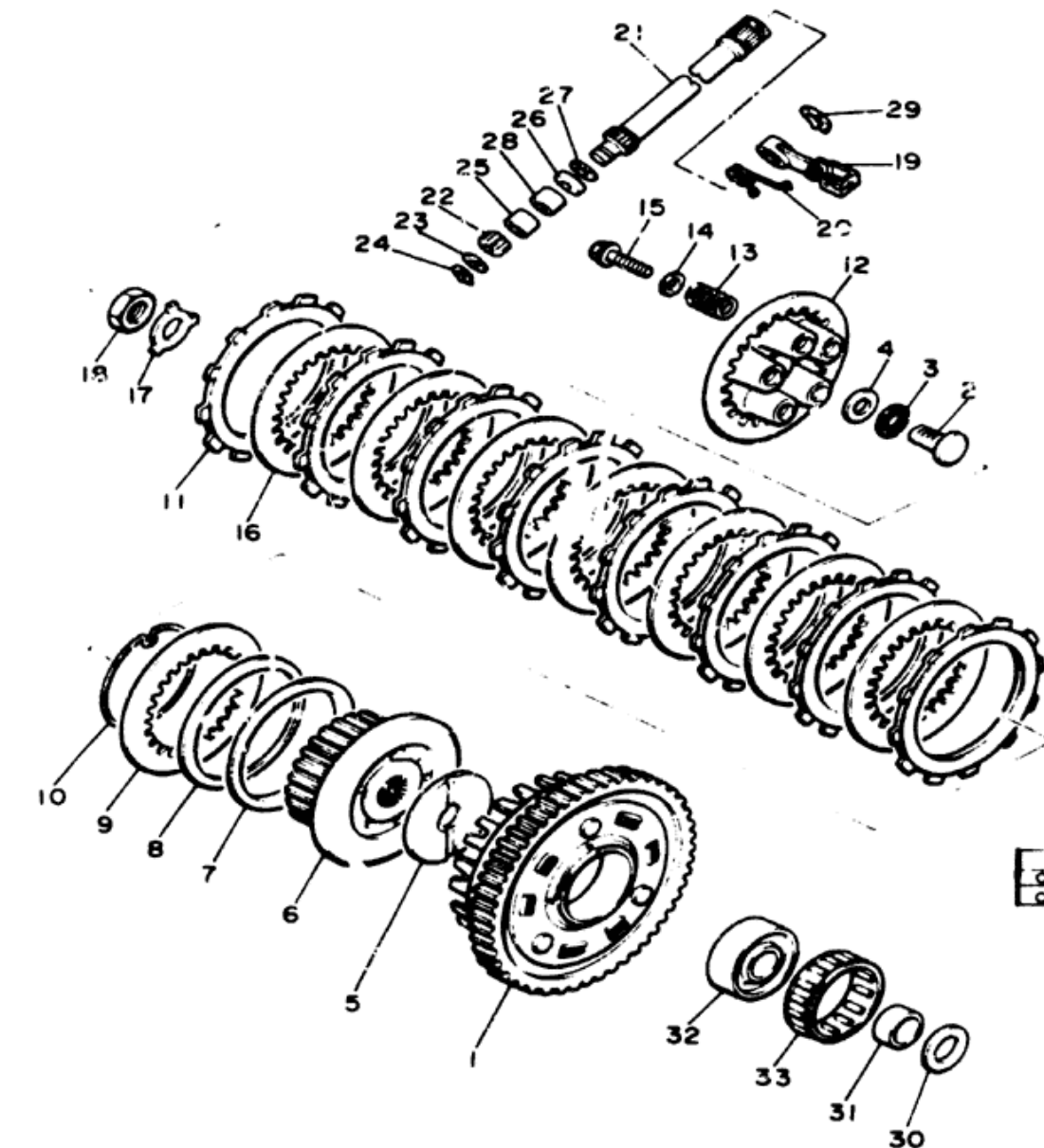


Ref No	Part Number	Description	Qty
1	4H7-15512-00-00	GEAR, idler 1 (27T)	1
2	4H7-15521-00-00	SHAFT 1	1
3	2H7-15531-00-00	PLATE, stopper	1
4	90215-06040-00	WASHER, lock	1
5	97301-06016-00	BOLT	1
6	4H7-15580-10-00	STARTER CLUTCH OUTER ASS'Y.	1
7	90501-04596-00	SPRING, compression	3
8	341-15583-05-00	CAP, starter clutch spring	3
9	93615-12088-00	PIN, dowel	3
10	4H7-15517-00-00	GEAR, idler 2 (43T)	1
11	4H7-15524-00-00	WHEEL, starter	1
12	4H7-16155-00-00	ABSORBER 1	8
13	4H7-15519-00-00	SPROCKET, starter (21T)	1
14	93410-32052-00	CIRCLIP	1
15	91316-08014-00	BOLT	3
16	90387-202A7-00	COLLAR	1
17	4H7-15522-00-00	SHAFT 2	1
18	90331-12028-00	PLUG	1
19	93306-00401-00	BEARING (B6004)	1
20	93306-20541-00	BEARING (B6205)	1
21	93102-25218-00	OIL SEAL	1
22	4H7-11456-00-00	CHAIN, primary	1
23	4H7-11474-01-00	GUIDE, upper (4H7-11474-00)	1
24	97301-06014-00	BOLT	3

CLUTCH

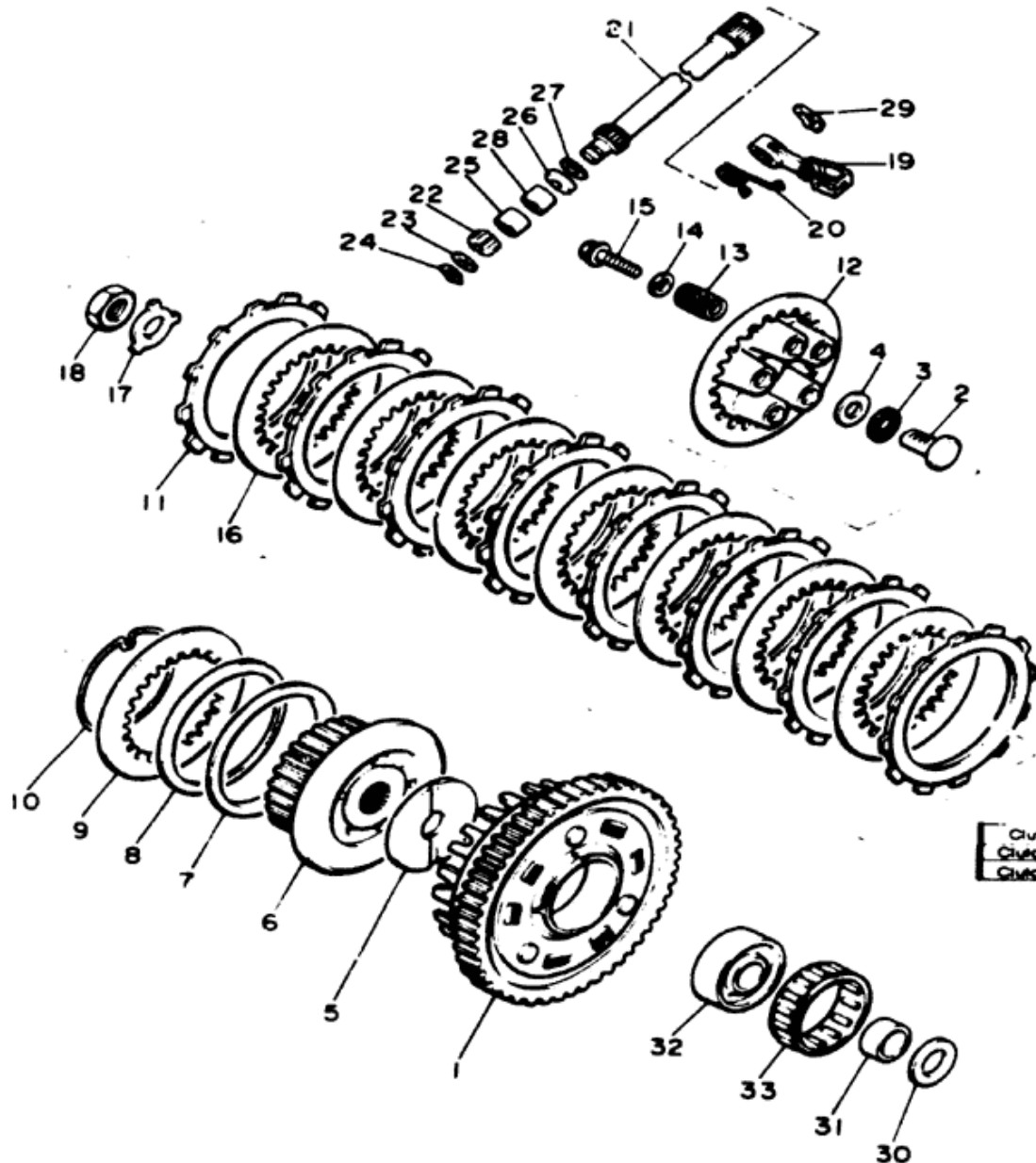
Ref. No.	Part Number	Description	Qty	Remarks
1	4H7-16150-10-00	PRIMARY DRIVEN GEAR COMP. (97T)	1	
2	4H7-16356-00-00	ROD, push 1	1	
3	93340-21505-00	BEARING	1	
4	90201-151A7-00	WASHER, plate	1	
5	4H7-16154-00-00	PLATE, thrust 1	1	
6	4H7-16371-01-00	BOSS, clutch	1	
7	1J7-16384-00-00	PLATE, seat	1	
8	5G2-16383-00-00	SPRING, clutch boss	1	
9	168-16324-00-00	PLATE, clutch 1	1	
10	1J7-16385-00-00	RING, clutch boss	1	
11	4H7-16321-00-00	PLATE, friction	8	
12	4H7-16351-00-00	PLATE, pressure 1	1	
13	90501-23894-00	SPRING, compression	5	
14	90201-061A5-00	WASHER, plate	5	
15	95821-06025-00	BOLT, flange	5	
16	4H7-16325-00-00	PLATE, clutch 2	7	
17	90215-20131-00	WASHER, lock	1	

Clutch Nut	20 x 10-72 m-kg
Clutch Friction Plate Thickness Std ~ Min	3.0 ~ 2.8mm
Clutch Spring Length Std ~ Min	42.0 ~ 41.8mm

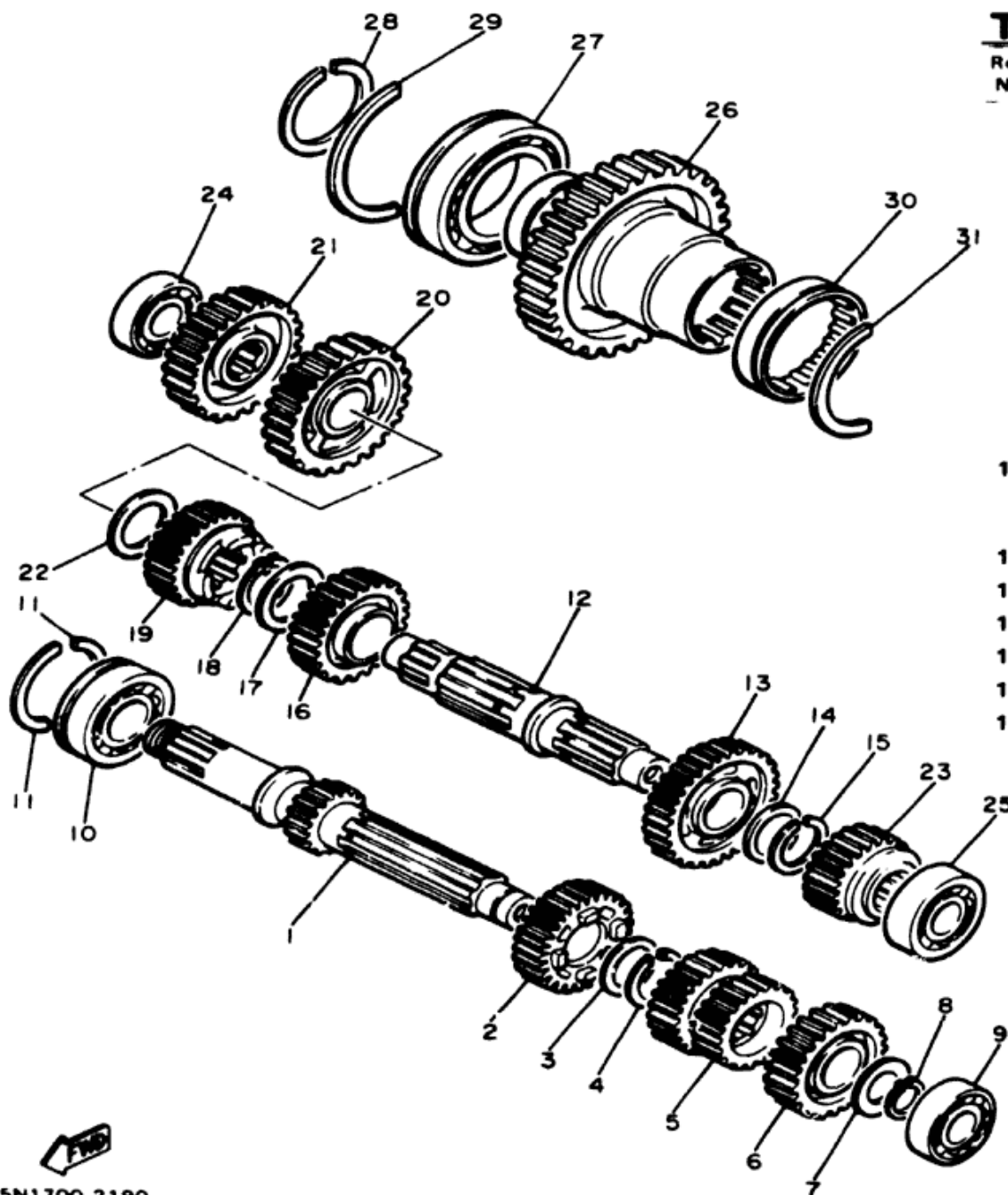


CLUTCH

Ref No.	Part Number	Description	Qty	Remarks
18	90170-20327-00	NUT (90170-20257)....	1	
19	4H7-16340-00-00	PUSH LEVER ASS'Y ...	1	
20	90508-16459-00	SPRING, torsion.....	1	
21	4H7-16382-01-00	AXLE, push lever	1	
22	4H7-16398-00-00	PINION, release (16T)	1	
23	92901-08600-00	WASHER, plate	1	
24	99001-07600-00	CIRCLIP (93430-07012)	1	
25	93317-11020-00	BEARING, cy'lindrical...	1	
26	93102-12224-00	OIL SEAL.....	1	
27	90201-12163-00	WASHER 1 (102-18137-00-10).....	1	
28	93315-11206-00	BEARING, cylindrical...	1	
29	99001-09600-00	CIRCLIP (93430-09035)	1	
30	2K7-16154-00-00	PLATE, thrust 1	1	
31	90387-262A8-00	COLLAR.....	1	
32	4H7-16181-00-00	SPACER 1	1	
33	93310-365H3-00	BEARING, cylindrical...	1	



Clutch Nut	20 ± 1.0 7.2 m-kg
Clutch Friction Plate Thickness Std ~ Min	3.0 ~ 2.8mm
Clutch Spring Length Std ~ Min	42.8 ~ 41.8mm



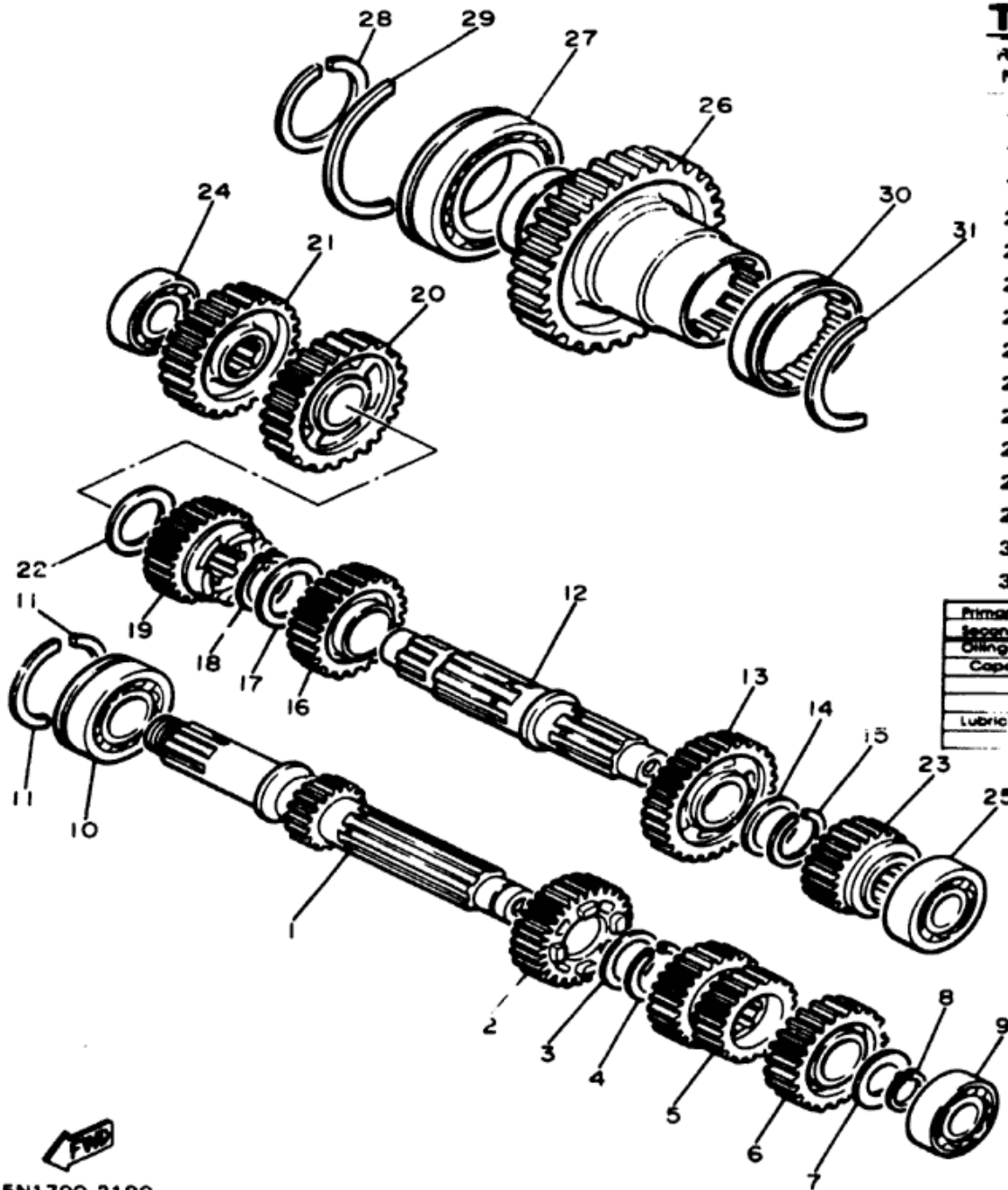
TRANSMISSION

Ref. No.	Part Number	Description	Qty	Remarks
1	4H7-17401-00-00	MAIN AXLE ASS'Y (16T)	1	
2	4H7-17141-00-00	GEAR, 4th pinion (30T)	1	
3	90209-22191-00	WASHER.....	1	
4	93440-25084-00	CIRCLIP (93440-25019)	1	
5	4H7-17121-00-00	GEAR, 2nd/3rd pinion (20/26T).....	1	
6	4H7-17151-00-00	GEAR, 5th pinion (32T)	1	
7	90201-20276-00	WASHER, plate	1	
8	99009-20400-00	CIRCLIP (93410-20009)	1	
9	93306-20453-00	BEARING (B6204) (93306-20434)	1	
10	93306-30528-00	BEARING (B6305Z)	1	U.R.
	93306-30528-00	BEARING (B6305Z) (93306-30532)	1	U.R.
11	278-17424-01-00	CIRCLIP 1.....	2	
12	4H7-17402-01-00	DRIVE AXLE ASS'Y....	1	
13	4H7-17221-01-00	GEAR, 2nd wheel (30T)	1	
14	90209-22191-00	WASHER.....	1	
15	93440-25084-00	CIRCLIP (93440-25019)	1	
16	4H7-17231-01-00	GEAR, 3rd wheel (30T)	1	

Primary Drive Type / Teeth / Ratio	Spur Gears / 97-58 / 1.672
Secondary Drive Type / Teeth / Chain	Shaft Drive / 49-36 x 19-18 x 32-11 / #
Oiling System	Wet Sump
Capacity Dry	3500cc
Oil and Filter Change	2900cc
Oil Change	2500cc
Lubricant Temp. Above 5°C (40°F)	Yamalube 4" or SAE 20W40 SE
Temp. Below 15°C (60°F)	Yamalube 4" or SAE 20W40 SE



TRANSMISSION

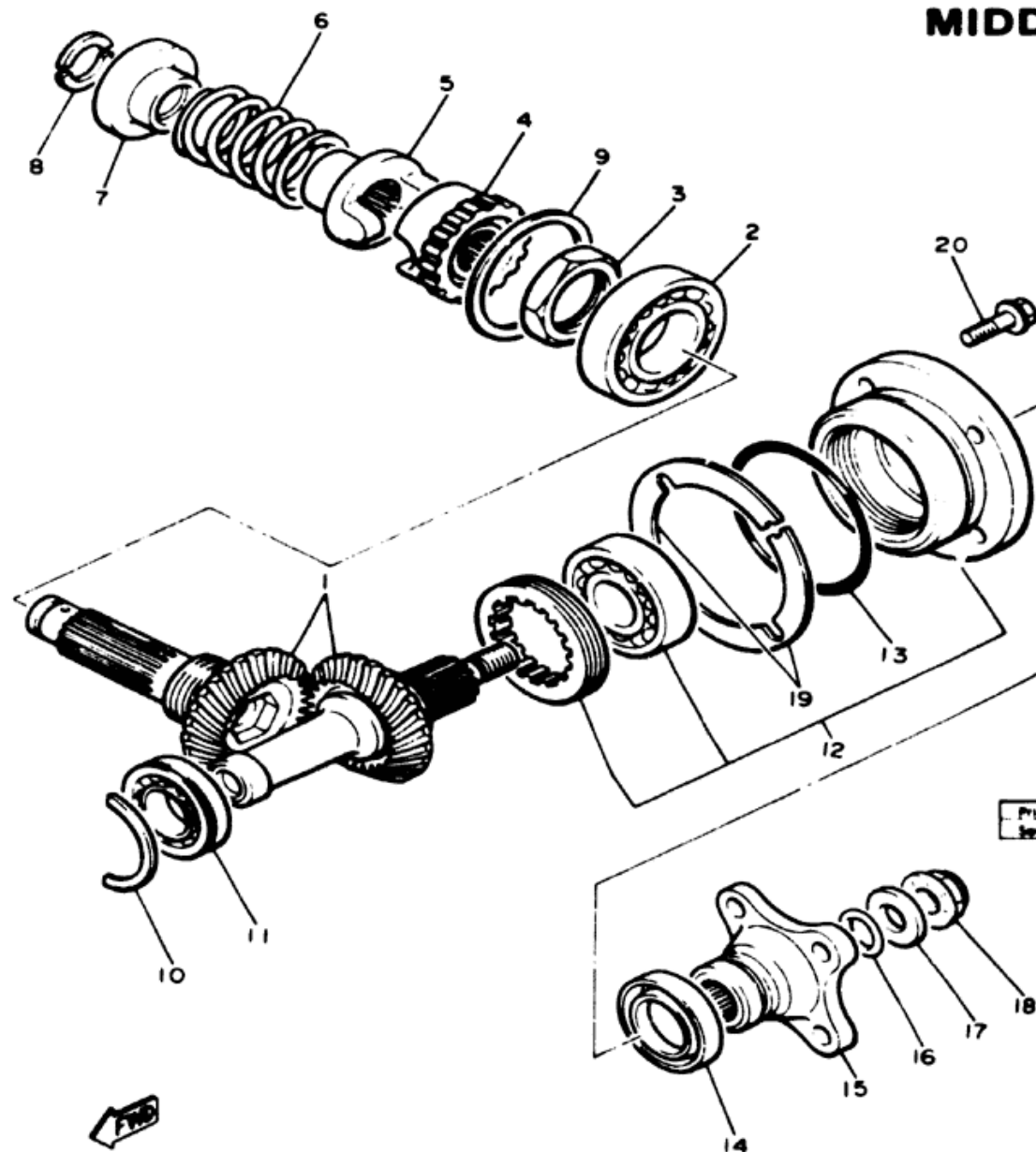


Ref. No.	Part Number	Description	Qty	Remarks
17	90209-25196-00	WASHER.....	1	
18	93440-28062-00	CIRCLIP	1	
19	4H7-17241-00-00	GEAR, 4th wheel (28T)	1	
20	4H7-17211-01-00	GEAR, 1st wheel (35T)	1	
21	4L6-17582-00-00	GEAR, middle drive (37T)	1	
22	90201-243A2-00	WASHER, plate	1	
23	16G-17251-00-00	GEAR, 5th wheel (26T)	1	
24	93306-30311-00	BEARING	1	
25	93306-20439-00	BEARING	1	
26	4H7-17583-00-00	GEAR, middle driven (49T)	1	
27	93306-91101-00	BEARING (B6911)	1	
28	93410-55057-00	CIRCLIP	1	
29	93440-80082-00	CIRCLIP	1	
30	93311-36042-00	BEARING, cylindrical. ...	1	
31	93440-72049-00	CIRCLIP	1	

Primary Drive Type: Teeth	Ratio
Secondary Drive Type: Teeth	Chain
Oiling System	Wet Sump
Capacity Dry	3600cc
Oil and Filter Change	2400cc
Oil Change	2500cc
Lubricant Temp Above 5°C (40°F)	Yamalube 4" or SAE 20W40 SE
Temp Below 15°C (60°F)	Yamalube 4" or SAE 20W40 SE

5N1700-2190

MIDDLE DRIVE GEAR



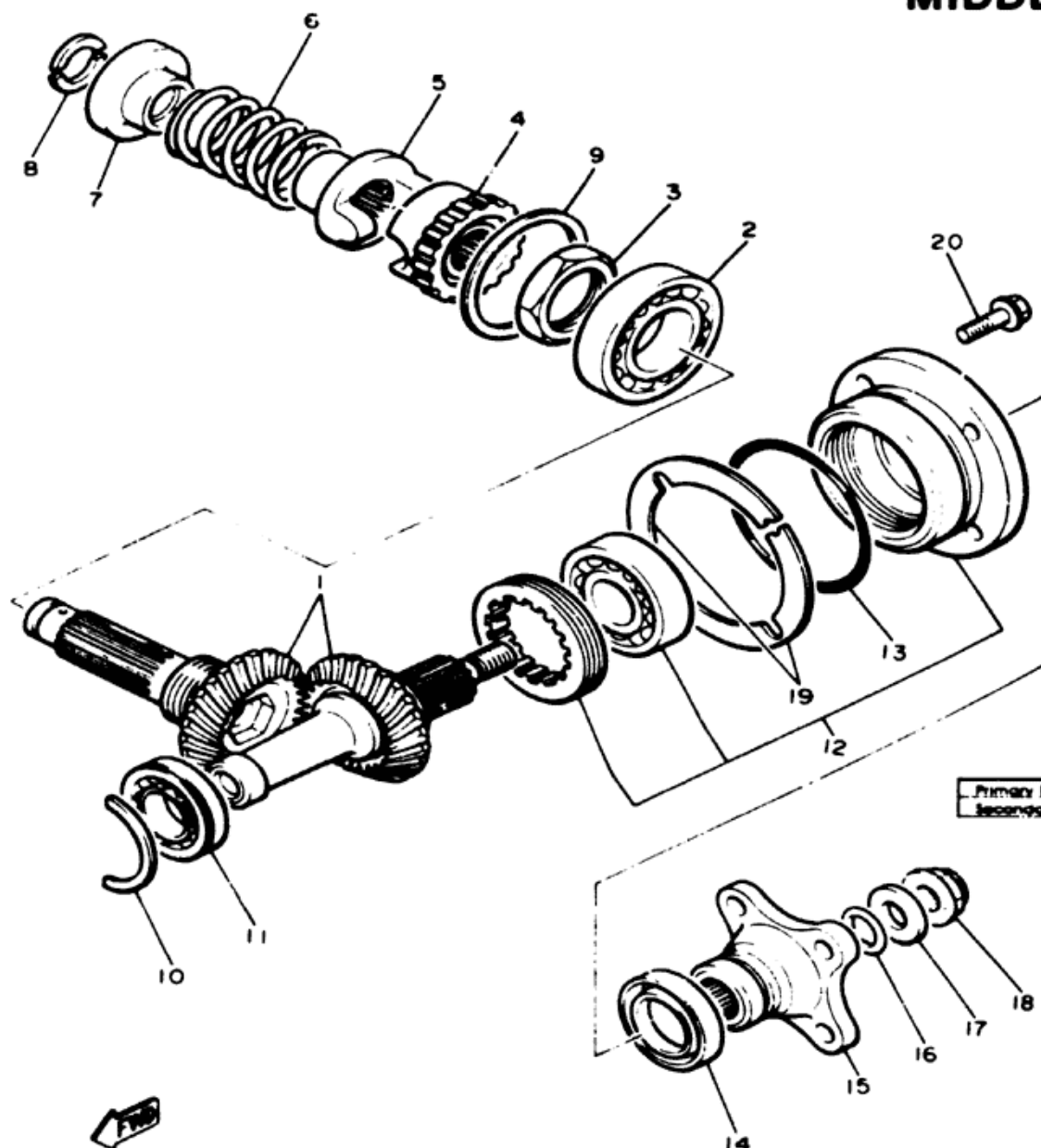
Ref No	Part Number	Description	Qty	Remarks
1	4H7-W1751-NO-00	MIDDLE GEAR COMP	1	
2	93306-20709-00	BEARING (B6207)	1	
3	90179-34304-00	NUT	1	
4	16G-17526-00-00	CAM, drive	1	
5	4H7-17527-00-00	CAM, driven	1	
6	90501-65575-00	SPRING, compression	1	
7	4H7-17524-00-00	HOLDER	1	
8	3H5-17529-00-00	WASHER, thrust	2	
9	4H7-17537-00-15	SHIM, thrust (0.15T)	1	U.R.
	4H7-17537-00-20	SHIM, thrust (0.20T)	1	U.R.
	4H7-17537-00-30	SHIM, thrust (0.30T)	1	U.R.
	4H7-17537-00-40	SHIM, thrust (0.40T)	1	U.R.
	4H7-17537-00-40	SHIM, thrust (0.50T)	1	U.R.
	(4H7-17537-00-50)		1	U.R.
10	93440-47081-00	CIRCLIP	1	
11	93306-00508-00	BEARING (B6005)	1	
12	4H7-W1752-00-00	HOUSING COMP	1	
13	9321C-71360-00	O-RING	1	
14	93101-35097-00	OIL SEAL	1	

Primary Drive Type: Teeth: Ratio:
Secondary Drive Type: Teeth: Chain:

Spur Gears: 97.58 : 1.672
Shaft Drive: 48-36 : 1.33 : 1.1 : 1

4H7110-1190

MIDDLE DRIVE GEAR



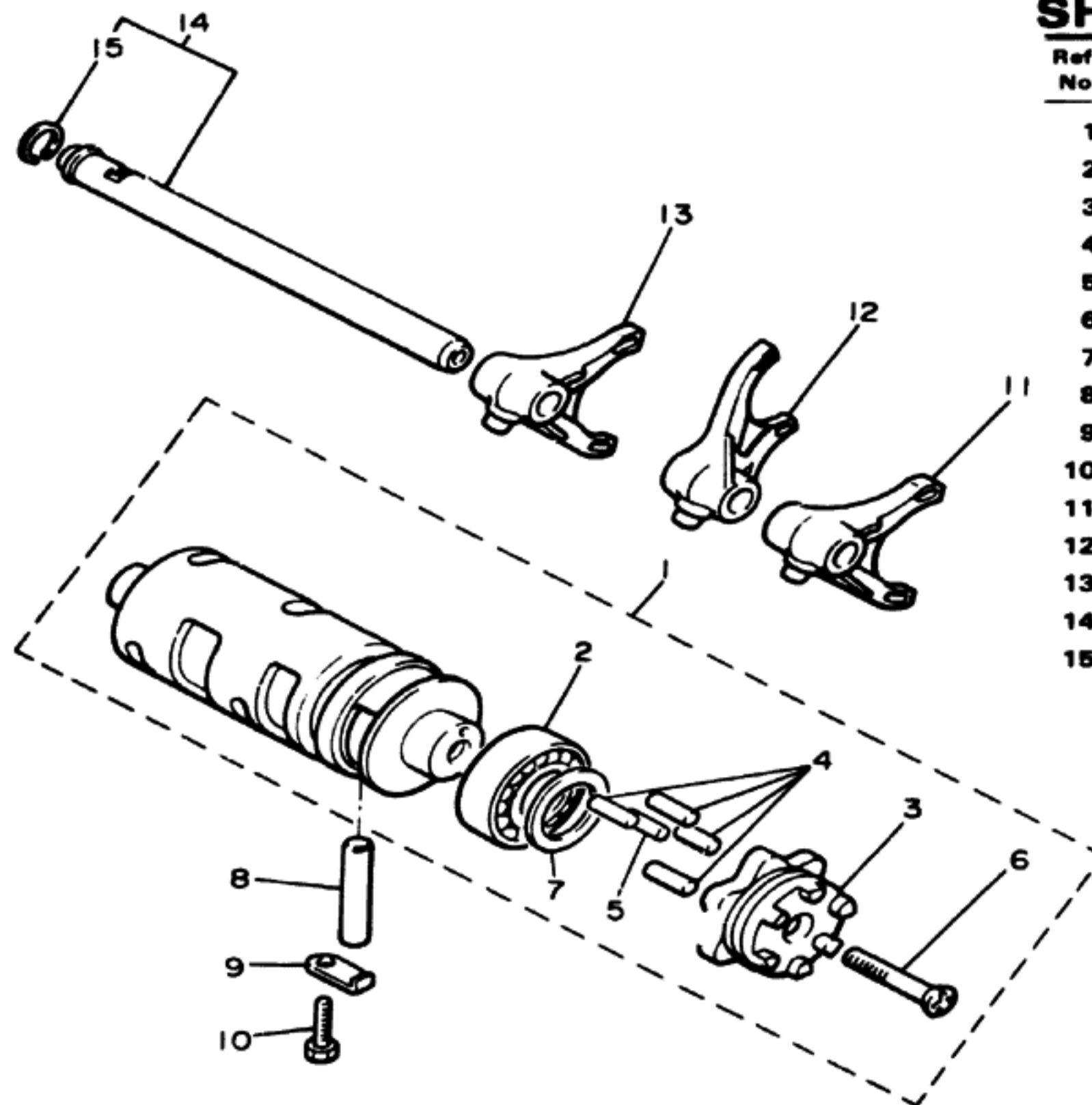
Ref. No.	Part Number	Description	Qty	Remarks
15	4H7-17555-00-00	FLANGE, middle gear . . .	1	
16	93210-14359-00	O-RING	1	
17	90201-14633-00	WASHER, plate	1	
18	90179-14317-00	NUT	1	
19	4H7-17531-00-10	SHIM, pinion (0.10T) . . .	1	U.R.
	4H7-17531-00-15	SHIM, pinion (0.15T) . . .	1	U.R.
	4H7-17531-00-20	SHIM, pinion (0.20T) . . .	1	U.R.
	4H7-17531-00-30	SHIM, pinion (0.30T) . . .	1	U.R.
	4H7-17531-00-40	SHIM, pinion (0.40T) . . .	1	U.R.
	4H7-17531-00-40	SHIM, pinion (0.50T) (4H7-17531-00-50) . . .	1	U.R.
20	95821-08030-00	BOLT, flange	4	

Primary Drive type: 1st Gear Ratio
Secondary Drive type: 1st Gear Ratio

Spur Gears 97 58 1 072
Spur Drive 49-36 x 19-18 x 32-11 0

4H7110 1190

SHIFT CAM - FORK

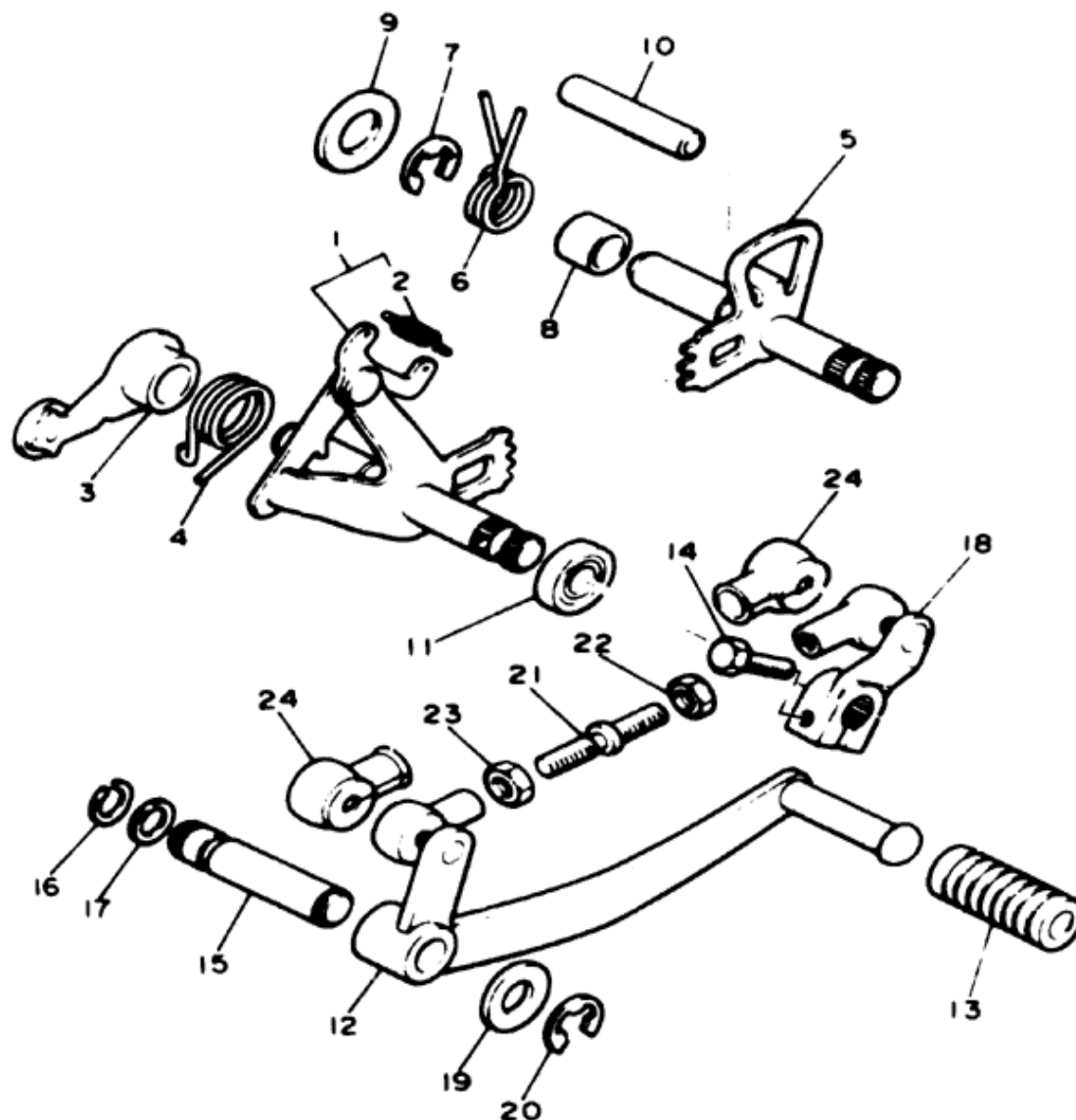


Ref. No.	Part Number	Description	Qty	Remarks
1	16G-18540-00-00	SHIFT CAM ASS'Y	1	
2	93306-90501-00	. BEARING	1	
3	16G-18185-00-00	. SEGMENT	1	
4	93604-16092-00	. PIN, dowel	4	
5	93604-10011-00	. PIN, dowel	1	
6	98701-05035-00	. SCREW, flat head	1	
7	117-15644-00-00	. SHIM	1	
8	93608-43157-00	PIN, dowel	1	
9	2H7-15531-00-00	PLATE, stopper	1	
10	97301-06016-00	BOLT	1	
11	4H7-18511-01-00	FORK, shift 1	1	
12	4H7-18512-01-00	FORK, shift 2	1	
13	4H7-18513-01-00	FORK, shift 3	1	
14	4H7-18531-00-00	BAR, shift fork guide 1	1	
15	93440-11029-00	. CIRCLIP	1	



16G110-3241

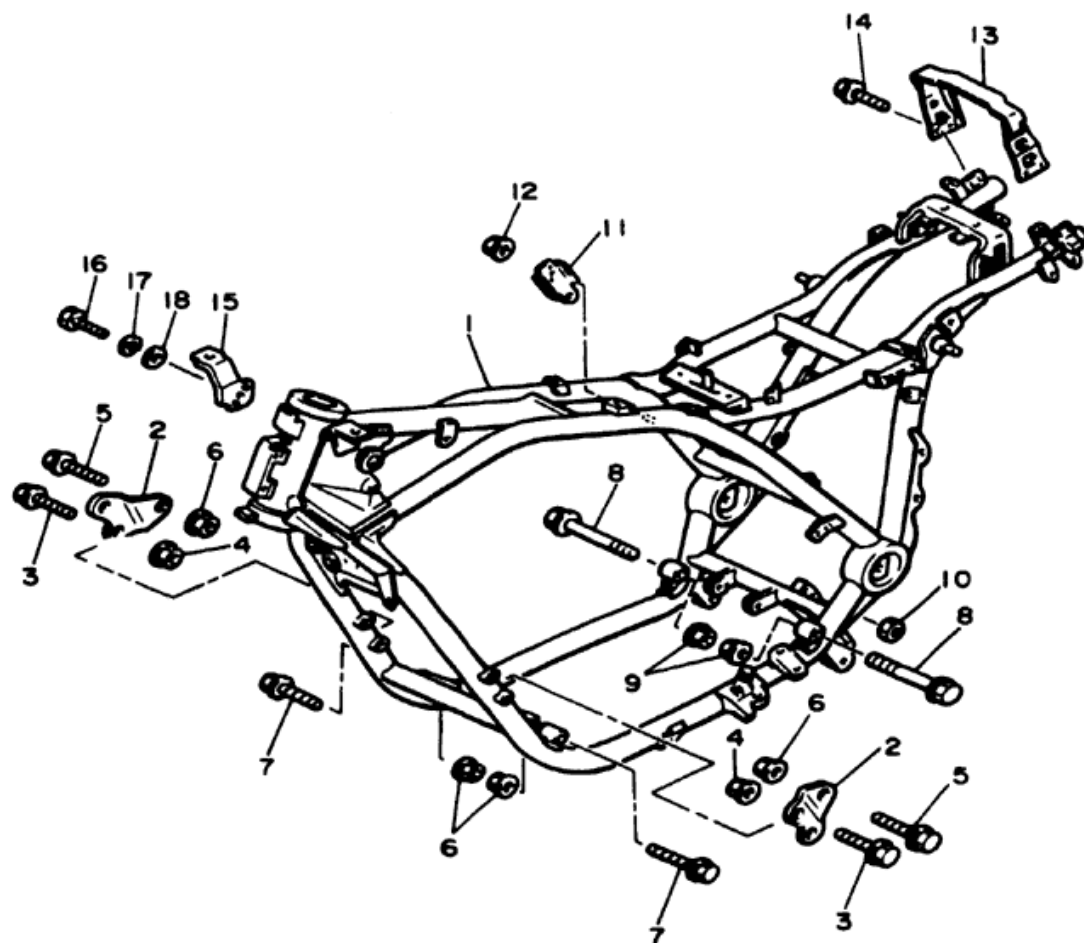
SHIFT SHAFT



Ref No	Part Number	Description	Qty	Remarks
1	16G-18101-00-00	SHIFT SHAFT ASS'Y	1	
2	90506-08227-00	SPRING, tension	1	
3	4H7-18140-00-00	STOPPER LEVER ASS'Y	1	
4	90506-29530-00	SPRING, torsion	1	
5	4K0-18120-01-00	SHIFT LEVER ASS'Y	1	
6	90506-32535-00	SPRING, torsion	1	
7	99001-10600-00	CIRCLIP (93430-10016)	1	
8	90387-124F4-00	COLLAR	1	
9	90201-12588-00	WASHER, plate	1	
10	93606-50158-00	PIN, dowel	1	
11	93102-12106-00	OIL SEAL	1	
12	16G-18111-00-00	PEDAL shift	1	
13	132-18113-01-00	COVER, shift pedal	1	
14	97316-06020-00	BOLT (97306-06020)	1	
15	16G-18197-00-00	SHAFT	1	
16	93440-12066-00	CIRCLIP	1	
17	93210-09350-00	O-RING	1	
18	5K7-18112-00-00	ARM, shift	1	
19	90201-124E4-00	WASHER, plate	1	
20	99006-10600-00	CIRCLIP (93430-10034)	1	
21	16G-18115-00-00	ROD, shift	1	
22	95306-06700-00	NUT	1	
23	90170-06228-00	NUT	1	
24	2H9-18154-00-00	COVER, dust	2	



11N300-2220



FRAME

Ref. No.	Part Number	Description	Qty	Remarks
1	16G-21110-00-98	FRAME COMP.	1	Low Gloss Blk
2	5G2-21315-00-00	STAY, engine 2.....	2	
3	90105-08107-00	BOLT, washer based ...	4	
4	90179-08248-00	NUT.....	4	
5	90105-10169-00	BOLT, washer based ...	2	
6	95701-10500-00	NUT, flange.....	4	
7	90105-10038-00	BOLT, washer based ...	2	
8	90105-12168-00	BOLT, washer based ...	2	
9	95701-12100-00	NUT, flange.....	2	
10	90179-08388-00	NUT.....	2	
11	16G-2142G-00-00	STAY 1.....	1	
12	95706-06100-00	NUT, flange.....	1	
13	16G-21151-00-00	BRACKET, rear fender 1	1	
14	95801-06010-00	BOLT, flange.....	4	
15	16G-2134V-01-00	BRACKET.....	1	
16	97306-08016-00	BOLT.....	1	
17	92906-06100-00	WASHER, spring.....	1	
18	92906-06600-00	WASHER, plate.....	1	

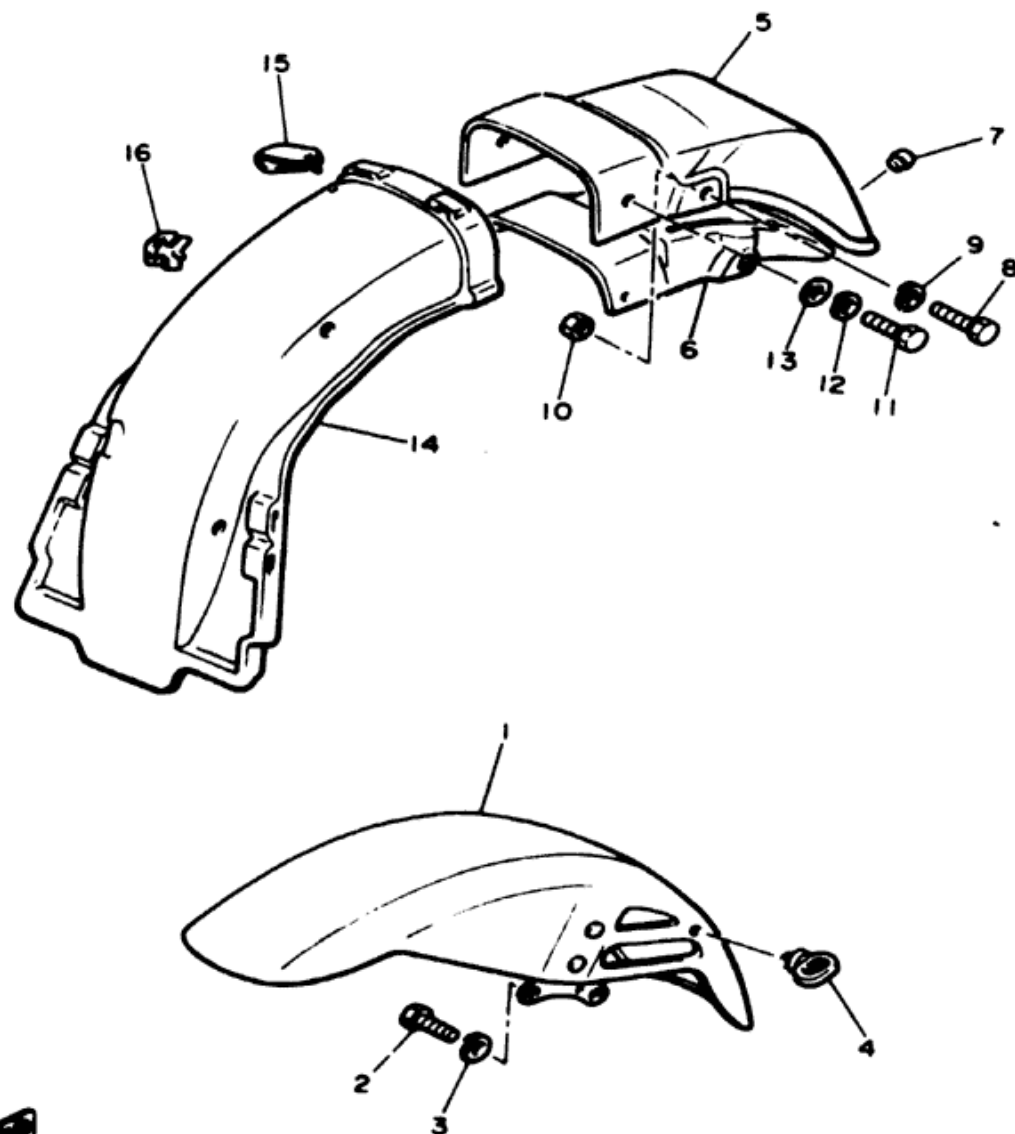
Initial Engine Number / Frame Number	16G-000101 / 16G-000101
Engine Mounting Bolt Front Upper	10 x 1.25 4.3 m-kg
Front Lower	10 x 1.25 4.3 m-kg
Rear	12 x 1.25 7.0 m-kg



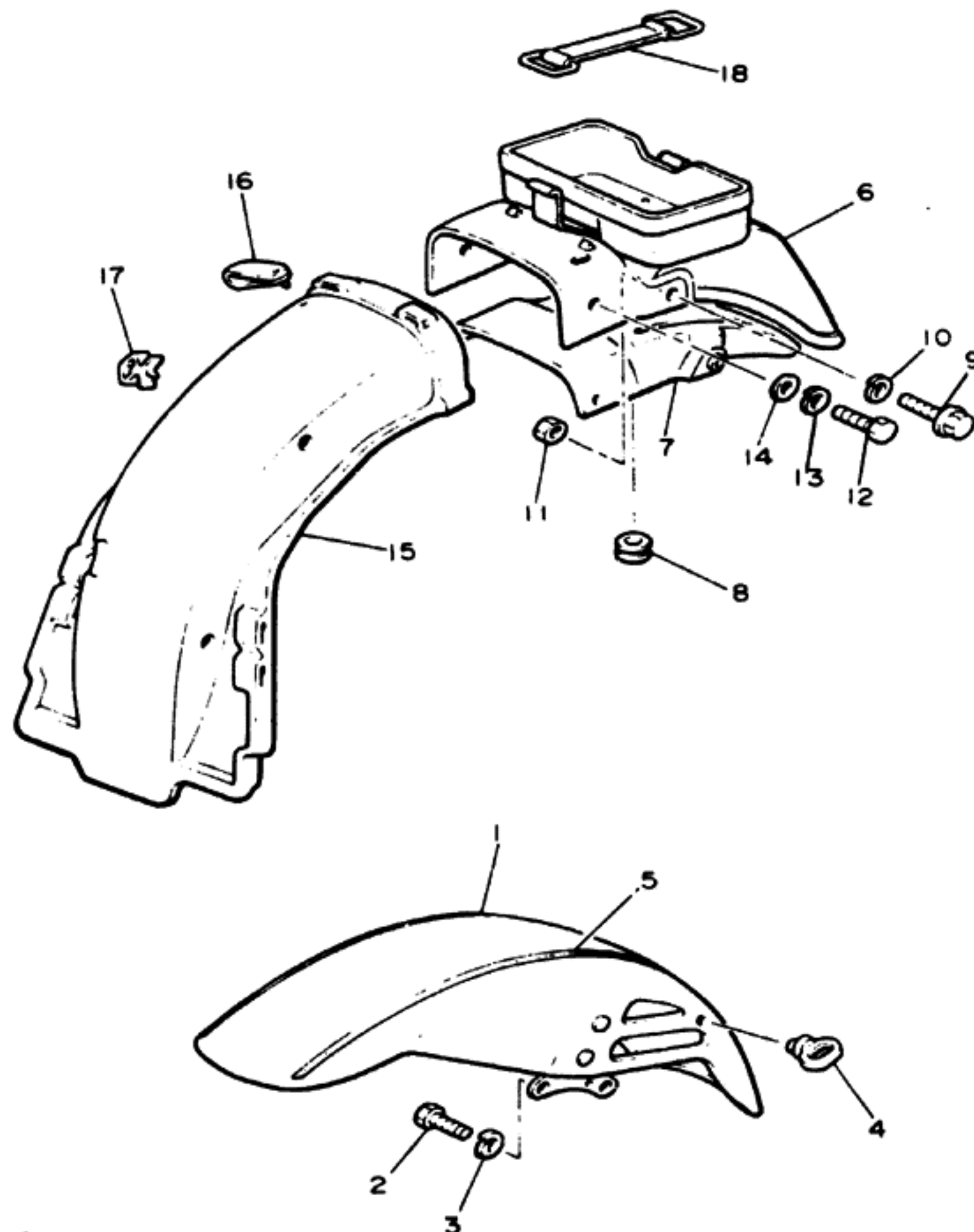
16G110-3260

FENDER

Ref. No.	Part Number	Description	Qty	Remarks
1	16G-21510-00-20	FRONT FENDER COMP.	1	Crystal Silver
2	97313-08020-00	BOLT (97301-08020) . . .	4	
3	92990-08100-00	WASHER, spring (92903-08100)	4	
4	1A8-21518-00-00	HOLDER, cable.	1	
5	16G-W2161-11-00	REAR FENDER COMP. (16G-W2161-10)	1	
6	16G-21670-00-00	REINFORCE COMP.	1	
7	90480-15061-00	GROMMET	1	
8	95816-08025-00	BOLT, flange (95826-08025)	2	
9	92906-08100-00	WASHER, spring	2	
10	95306-08600-00	NUT	2	
11	97016-06016-00	BOLT (97326-06016) . . .	2	
12	92906-06100-00	WASHER, spring	2	
13	92906-06200-00	WASHER, plain	2	
14	4H7-21629-00-00	GUARD, mud	1	
15	90464-12027-00	CLAMP	1	
16	90464-16021-00	CLAMP	1	



16G110-3270



FENDER

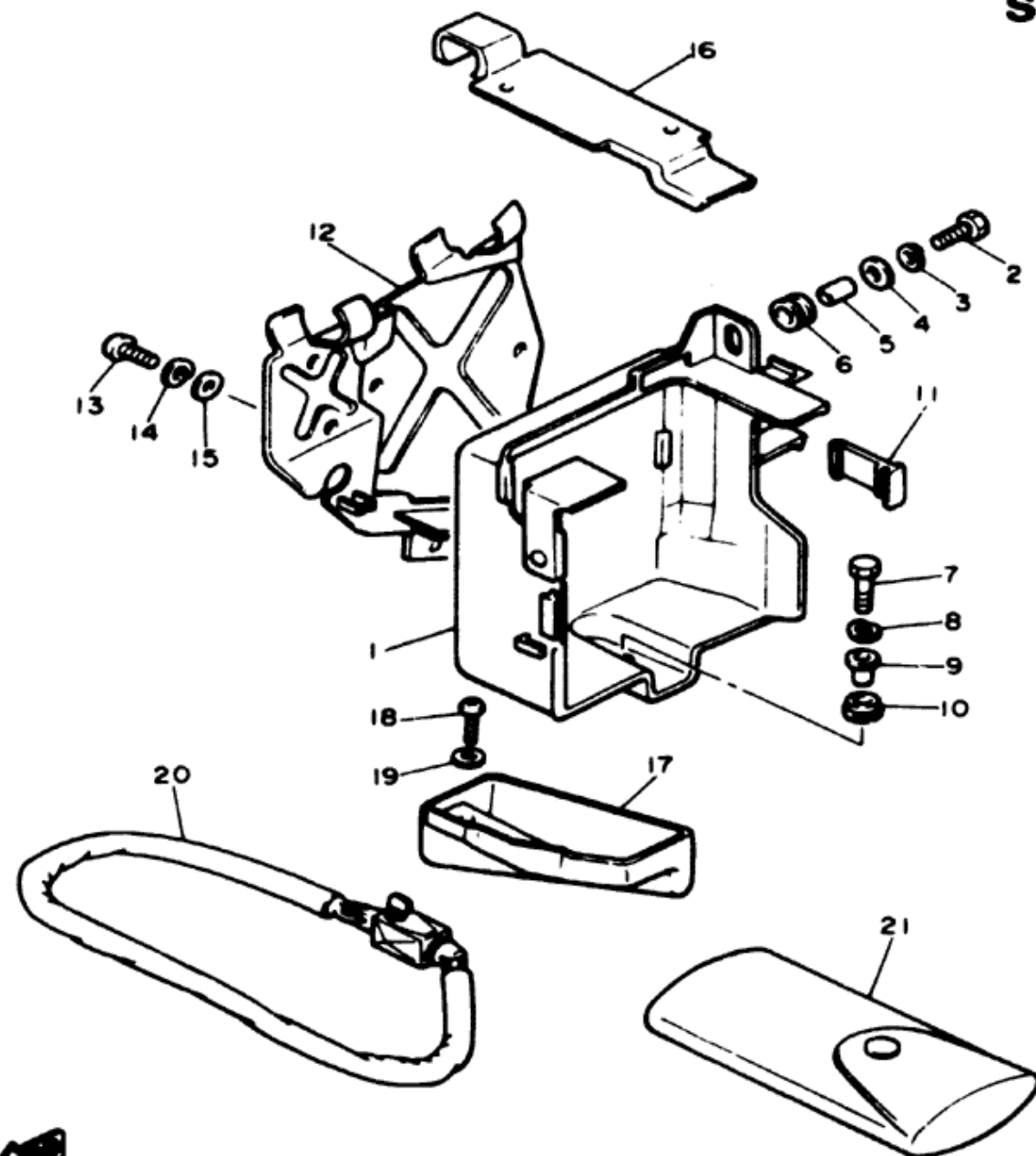
Ref. No.	Part Number	Description	Qty	Remarks
* 1	38X-W2151-00-20	FRONT FENDER COMP.	1	Crystal Silver
2	97313-08020-00	BOLT	4	
3	92990-08100-00	WASHER, spring (92903-08100)	4	
4	1A8-21518-00-00	HOLDER, cable	1	
5	16G-21570-10-00	GRAPHIC SET, front fender	1	
6	16G-W2161-11-00	REAR FENDER COMP.	1	
7	16G-21670-00-00	REINF. COMP.	1	
8	90480-15061-00	GROMMET	1	
9	95816-08025-00	BOLT, flange (95826-08025)	2	
10	92906-08100-00	WASHER, spring	2	
11	95306-08600-00	NUT	2	
12	97016-06016-00	BOLT (97326-06016) ...	2	
13	92906-06100-00	WASHER, spring	2	
14	92906-06200-00	WASHER, plain	2	
15	4H7-21629-00-00	GUARD, mud	1	
16	90464-12027-00	CLAMP	1	
17	90464-16021-00	CLAMP	1	
18	116-82131-00-00	BAND, battery	1	

*Indicates new part numbers activated from March, 1986.



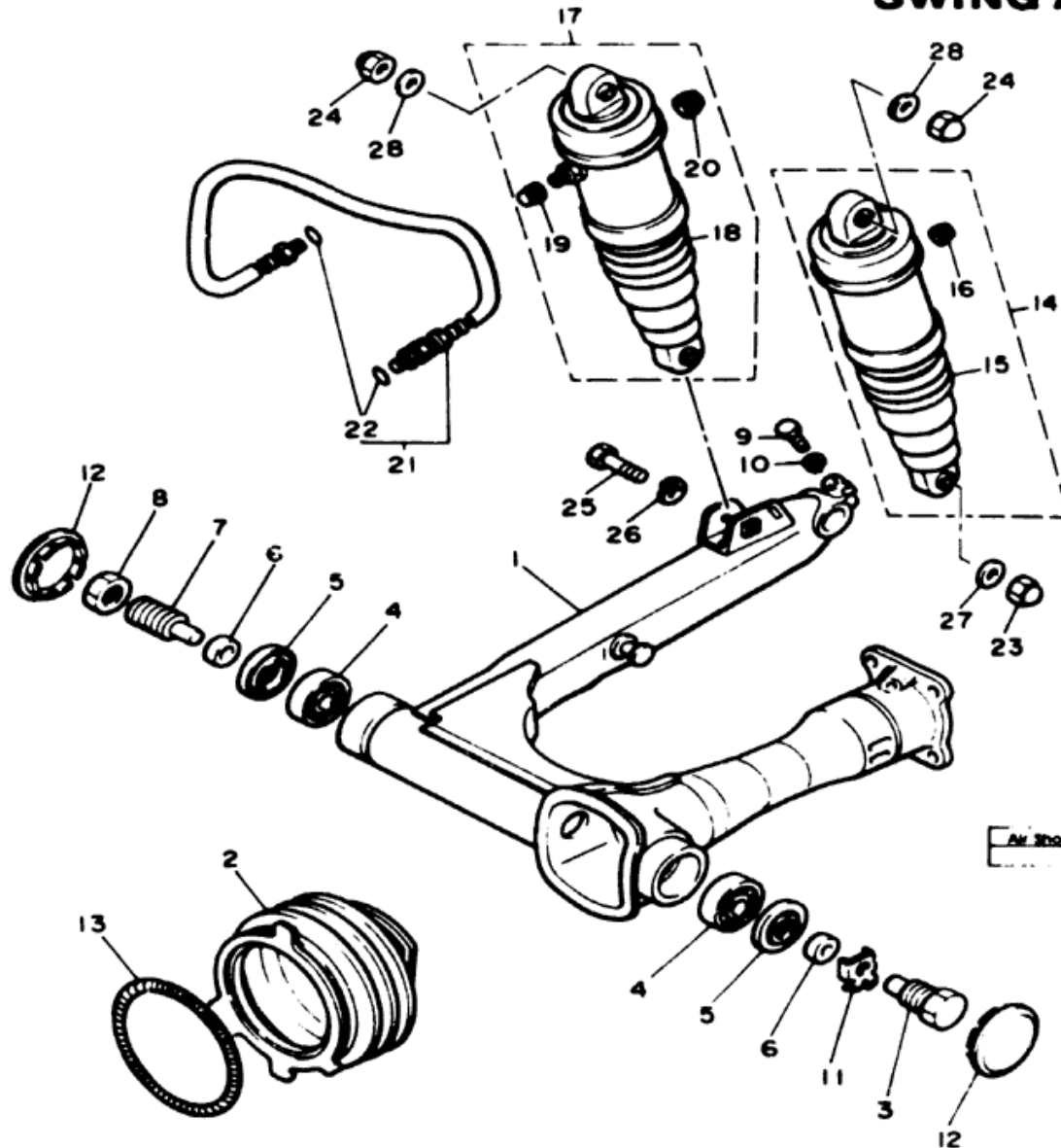
16G110-3271

SIDE COVER - TOOL



Ref No	Part Number	Description	Qty
1	16G-21240-00-00	BOX COMP.	1
2	97311-06025-00	BOLT (97321-06025) ...	1
3	92990-06100-00	WASHER, spring (92903-06100)	1
4	90201-06407-00	WASHER, plate	1
5	90387-060A7-00	COLLAR.	1
6	90480-16233-00	GROMMET.	1
7	97313-08025-00	BOLT (97321-08025) .	1
8	92990-08100-00	WASHER, spring (92902-08100)	1
9	90387-09617-00	COLLAR.	1
10	4H7-21746-00-00	DAMPER.	1
11	4H7-2175R-00-00	HOOK, bank .	1
12	16G-21243-01-00	PLATE, bridge.	1
13	92580-06020-00	SCREW, pan head (92503-06020)	1
14	92990-06100-00	WASHER, spring (92903-06100)	1
15	90201-065F3-00	WASHER, plate (90201-06557)	1
16	16G-21361-01-00	HOLDER, fuse (16G-21361-00) .	1
17	16G-21258-00-00	BOX.	1
18	98506-05010-00	SCREW, pan head	2
19	92906-05600-00	WASHER, plate .	2
20	4R0-W2171-00-00	WHEEL LOCK ASS'Y. .	1
21	16G-28100-00-00	TOOL KIT (16G-28100-10)	1

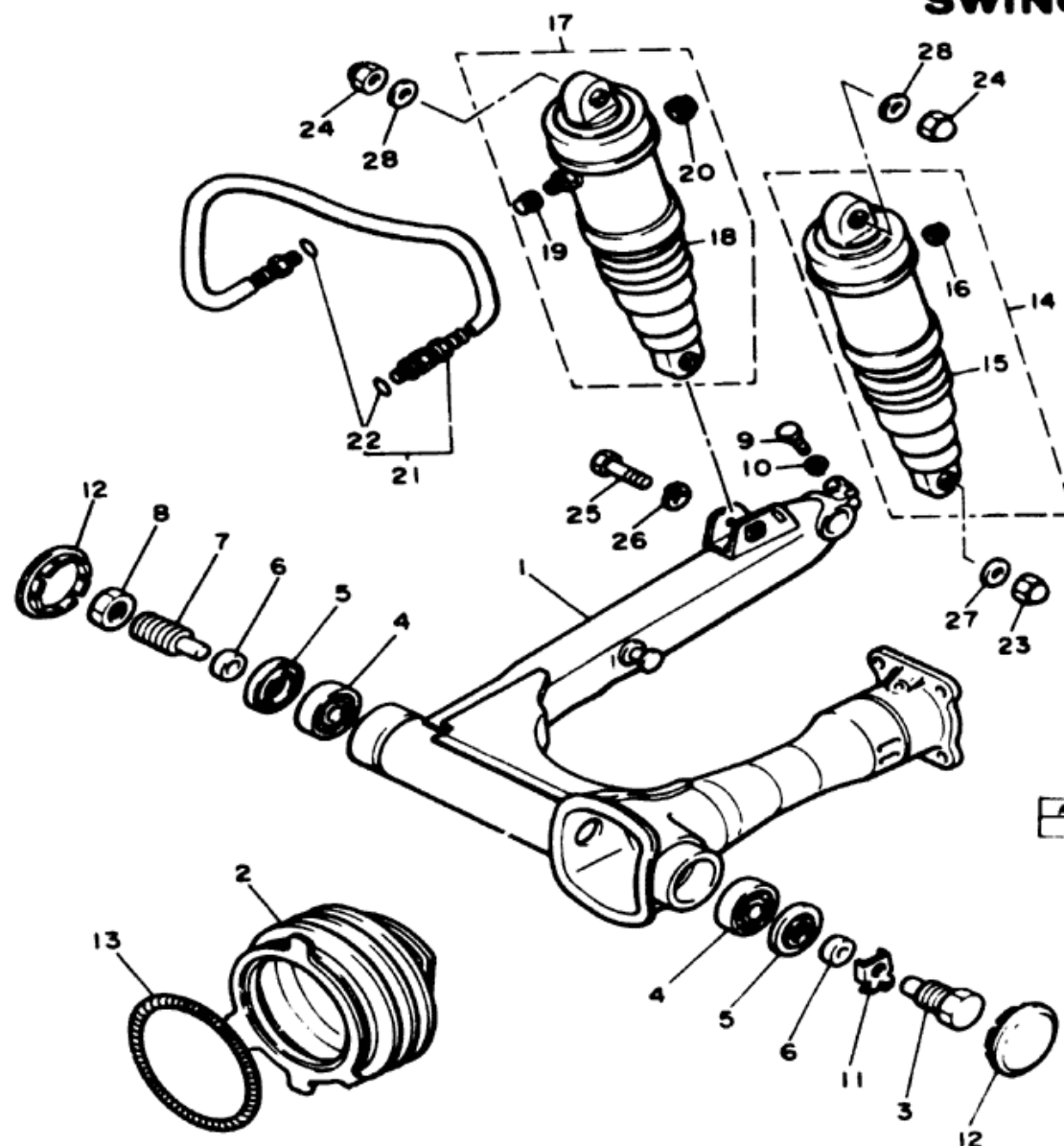
SWING ARM - REAR SHOCKS



Ref No	Part Number	Description	Qty	Remarks
1	16G-22110-00-98	REAR ARM COMP.	1	Low Gloss Blk
2	4H7-22189-00-00	BOOT, rubber	1	
3	4H7-22141-00-00	SHAFT, pivot	1	
4	93332-00010-00	BEARING	2	
5	93102-25017-00	OIL SEAL	2	
6	90387-17543-00	COLLAR	2	
7	1J7-22141-00-00	SHAFT, pivot	1	
8	1J7-22143-00-00	NUT	1	
9	97306-08035-00	BOLT	1	
10	92906-08100-00	WASHER, spring	1	
11	90215-22171-00	WASHER, lock	1	
12	2H7-2219X-00-00	COVER	2	
13	90506-07136-00	SPRING, tension	1	
14	16G-22203-00-00	REAR SHOCK ABSORBER 1	1	
15	16G-22263-00-00	BOOT, rear shock absorber	1	
16	509-23184-L0-00	CAP, air valve	1	

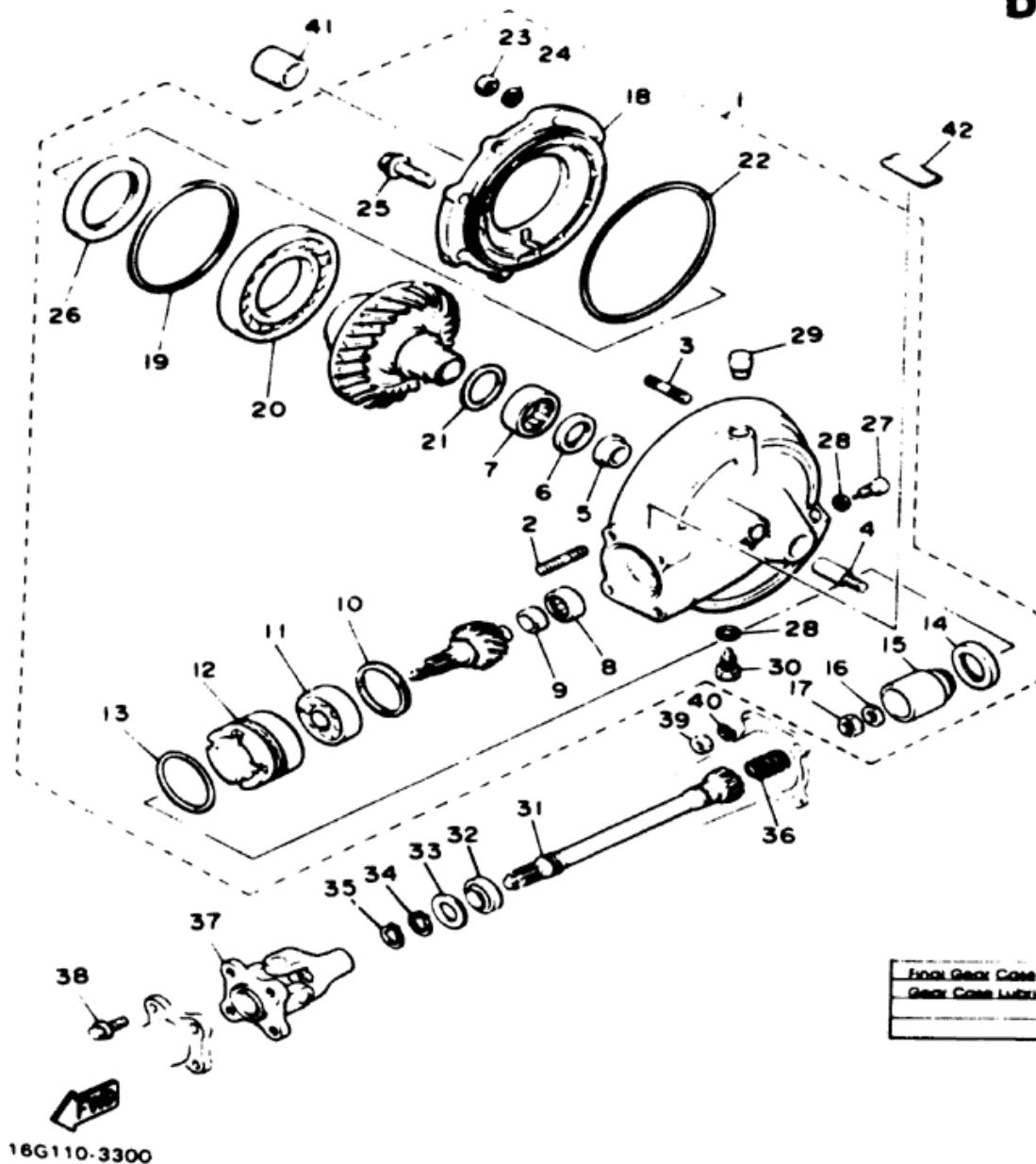
Air Shocks Oil type Qty	
Air Pressure Min ~ Max Standard	10 ~ 40 kg/cm ² 1.0 kg/cm ²

SWING ARM - REAR SHOCKS



Ref No	Part Number	Description	Qty	Remarks
17	16G-22204-00-00	REAR SHOCK ABSORBER 2	1	
18	16G-22263-00-00	BOOT, rear shock absorber	1	
19	509-23184-L0-00	CAP, air valve	1	
20	10M-23184-00-00	CAP, air valve	1	
21	16G-22255-00-00	HOSE, joint	1	
22	3J2-23147-00-00	O-RING	2	
23	90176-10013-00	NUT, crown	1	
24	90176-10009-00	NUT, crown	2	
25	90106-10030-00	BOLT	1	
26	92990-10100-00	WASHER, spring (92903-10100)	1	
27	90201-10140-00	WASHER, plate	1	
28	90201-10142-00	WASHER, plate	2	

Air Shocks Oil type: SAE
 Air Pressure Min - Max Standard 1.0 - 4.0 kg/cm² 1.0 kg/cm²



DRIVE SHAFT

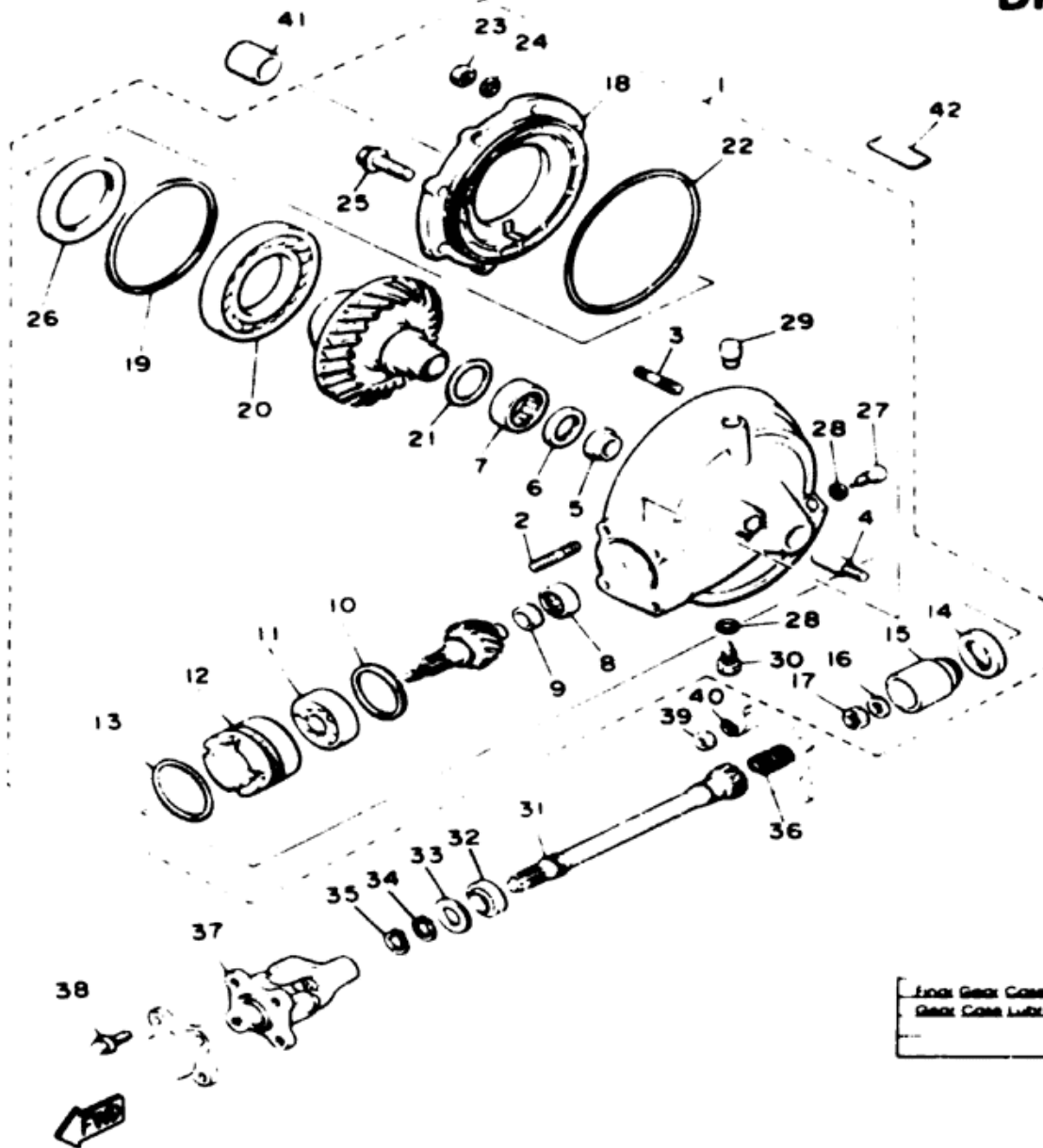
Ref No	Part Number	Description	Qty	Remarks
1	16G-46101-NO-00	REAR AXLE GEAR CASE ASS'Y	1	
2	90116-10361-00	BOLT, stud (90116-10362)	4	
3	90116-08360-00	BOLT, stud	6	
4	90116-10249-00	BOLT, stud	1	
5	4H7-46153-00-00	COLLAR, guide	1	
6	93101-30084-00	OIL SEAL	1	
7	93311-43729-00	BEARING, cylindrical	1	
8	93317-41510-00	BEARING, cylindrical	1	
9	2H7-46122-00-00	RACE, inner	1	
10	1J7-17537-Y0-35	SHIM, thrust (0.15T)	1	U. R.
	1J7-17537-Y0-30	SHIM, thrust (0.30T)	1	U. R.
	1J7-17537-Y0-40	SHIM, thrust (0.40T)	1	U. R.
	1J7-17537-Y0-50	SHIM, thrust (0.50T)	1	U. R.
	1J7-17537-Y0-60	SHIM, thrust (0.60T)	1	U. R.
11	93306-30533-00	BEARING (B6305RB1 special)	1	
12	4H7-46125-00-00	RETAINER, bearing	1	
13	93210-60426-00	O-RING	1	
14	93101-38098-00	OIL SEAL	1	
15	4H7-46123-00-00	COUPLING, gear	1	
16	90201-14632-00	WASHER, plate	1	

Final Gear Case Capacity	200cc
Gear Case Lubricant Temp. Above 5°C (40°F)	SAE 80 Hypoid Gear Oil GL-4
Temp. Below 5°C (40°F)	SAE 80 Hypoid Gear Oil GL-4
All Weather Conditions	SAE 80 Hypoid Gear Oil GL-4

DRIVE SHAFT

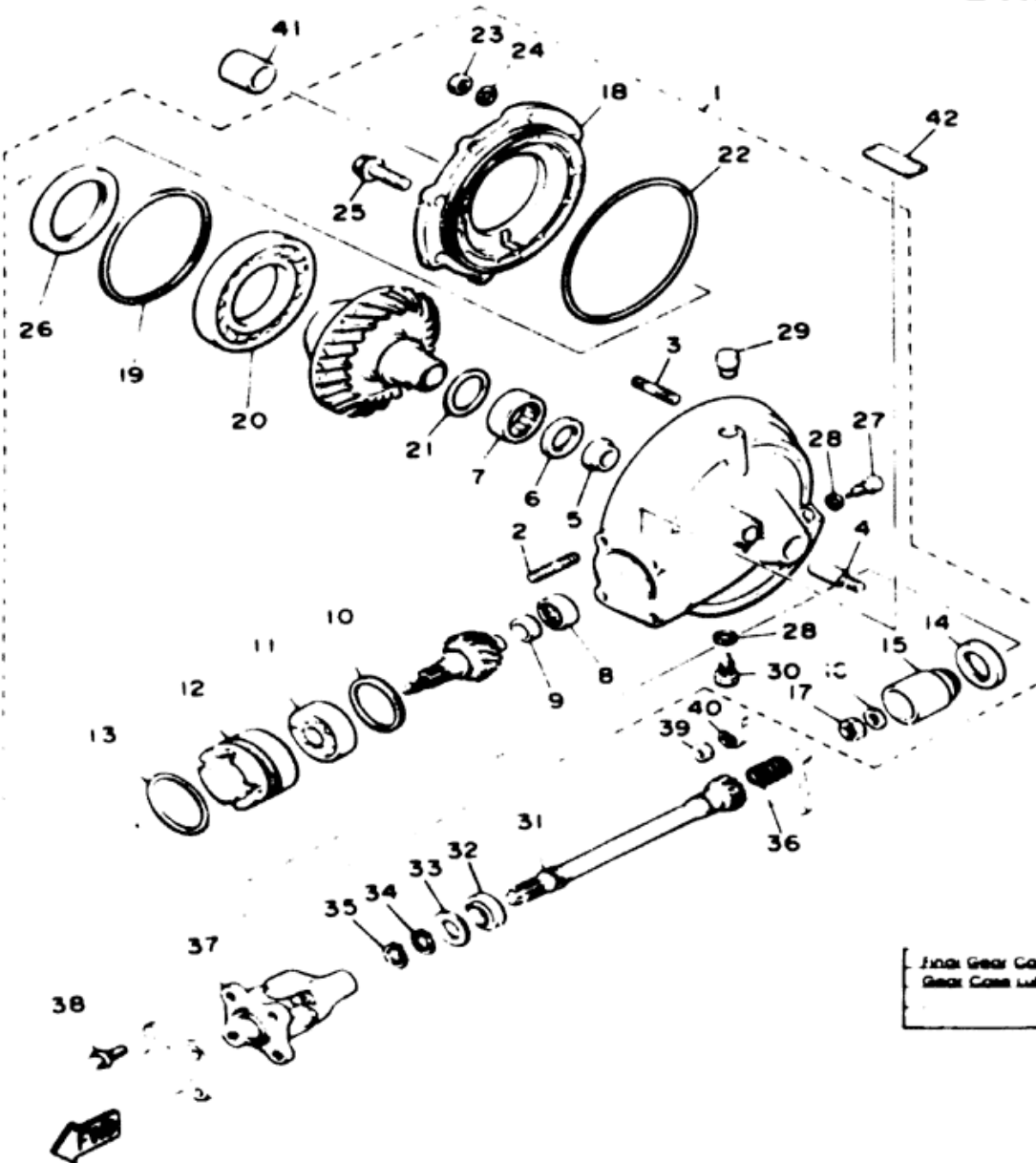
Ref No	Part Number	Description	Qty	Remarks
17	90185-14070-00	NUT, self-locking	1	
18	4H7-46152-00-00	HOUSING, bearing	1	
19	1J7-46117-Y0-26	SHIM, ring gear (0.26T)	1	U R
	1J7-46117-Y0-30	SHIM, ring gear (0.30T)	1	U R
	1J7-46117-Y0-35	SHIM, ring gear (0.35T)	1	U R
	1J7-46117-Y0-40	SHIM, ring gear (0.40T)	1	U R
	1J7-46117-Y0-45	SHIM, ring gear (0.45T)	1	U R
	1J7-46117-Y0-50	SHIM, ring gear (0.50T)	1	U R
20	93316-01403-00	BEARING, cylindrical	1	
21	1J7-46118-Y0-18	WASHER, thrust (1.8T)	1	U R
	1J7-46118-Y0-19	WASHER, thrust (1.9T)	1	U R
	1J7-46118-Y0-20	WASHER, thrust (2.0T)	1	U R
	1J7-46118-Y0-21	WASHER, thrust (2.1T)	1	U R
	4H7-46118-00-14	WASHER, thrust (1.4T)	1	U R
	4H7-46118-00-15	WASHER, thrust (1.5T)	1	U R
	4H7-46118-00-16	WASHER, thrust (1.6T)	1	U R
	4H7-46118-00-17	WASHER, thrust (1.7T)	1	U R
	4H7-46118-00-22	WASHER, thrust (2.2T)	1	U R
	4H7-46118-00-23	WASHER, thrust (2.3T)	1	U R
22	93211-44348-00	O-RING	1	

Final Gear Case Capacity	200cc
Gear Case Lubricant, Temp. Above 5°C (40°F)	SAE 80 Hypoid Gear Oil GL 4
Temp. Below 5°C (40°F)	SAE 80 Hypoid Gear Oil GL 4
All Weather Conditions	SAE 80 Hypoid Gear Oil GL 4



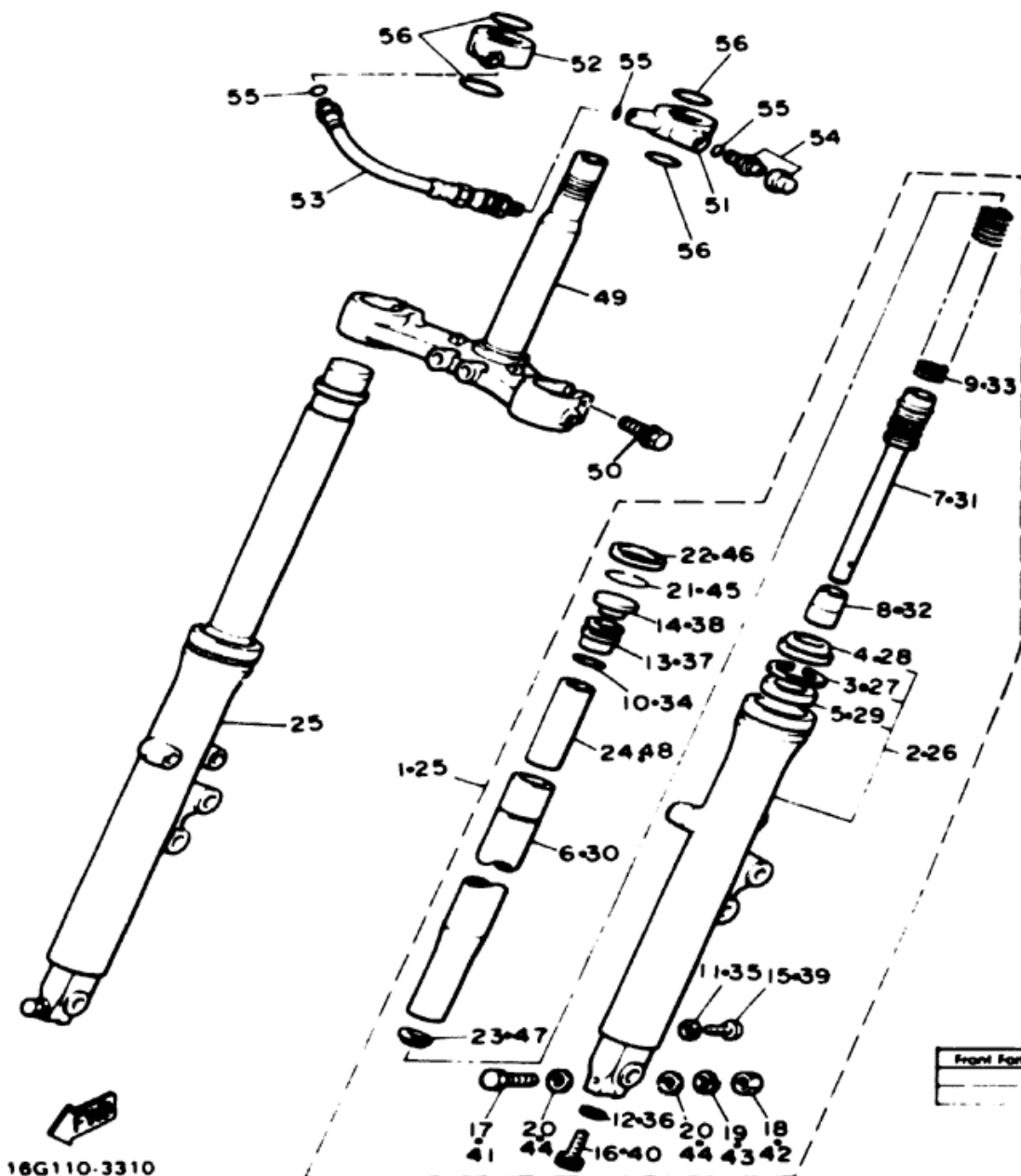
16G110-3300

DRIVE SHAFT



Ref. No.	Part Number	Description	Qty	Remarks
23	95311-08600-00	NUT	6	
24	92901-08700-00	WASHER, wave.	6	
25	95821-10025-00	BOLT, flange	2	
26	93102-70167-00	OIL SEAL	1	
27	90340-14063-00	PLUG, straight screw	1	
28	214-11198-01-00	GASKET	2	
29	4H3-17590-00-00	BREATHER COMP.	1	
30	90340-14042-00	PLUG, straight screw	1	
31	5G2-46172-00-00	SHAFT, drive.	1	
32	93108-23007-00	OIL SEAL	1	
33	90201-231A2-00	WASHER, plate	1	
34	93410-23056-00	CIRCLIP	1	
35	93410-22039-00	CIRCLIP	1	
36	90501-16491-00	SPRING, compression	1	
37	4H7-46180-00-00	CROSS JOINT COMP.	1	
38	90105-08155-00	BOLT, washer based (90105-08066)	4	
39	95316-10600-00	NUT	4	
40	92906-10100-00	WASHER, spring	4	
41	90387-172A5-00	COLLAR	1	
42	4H7-46181-10-00	LABEL, oil caution	1	

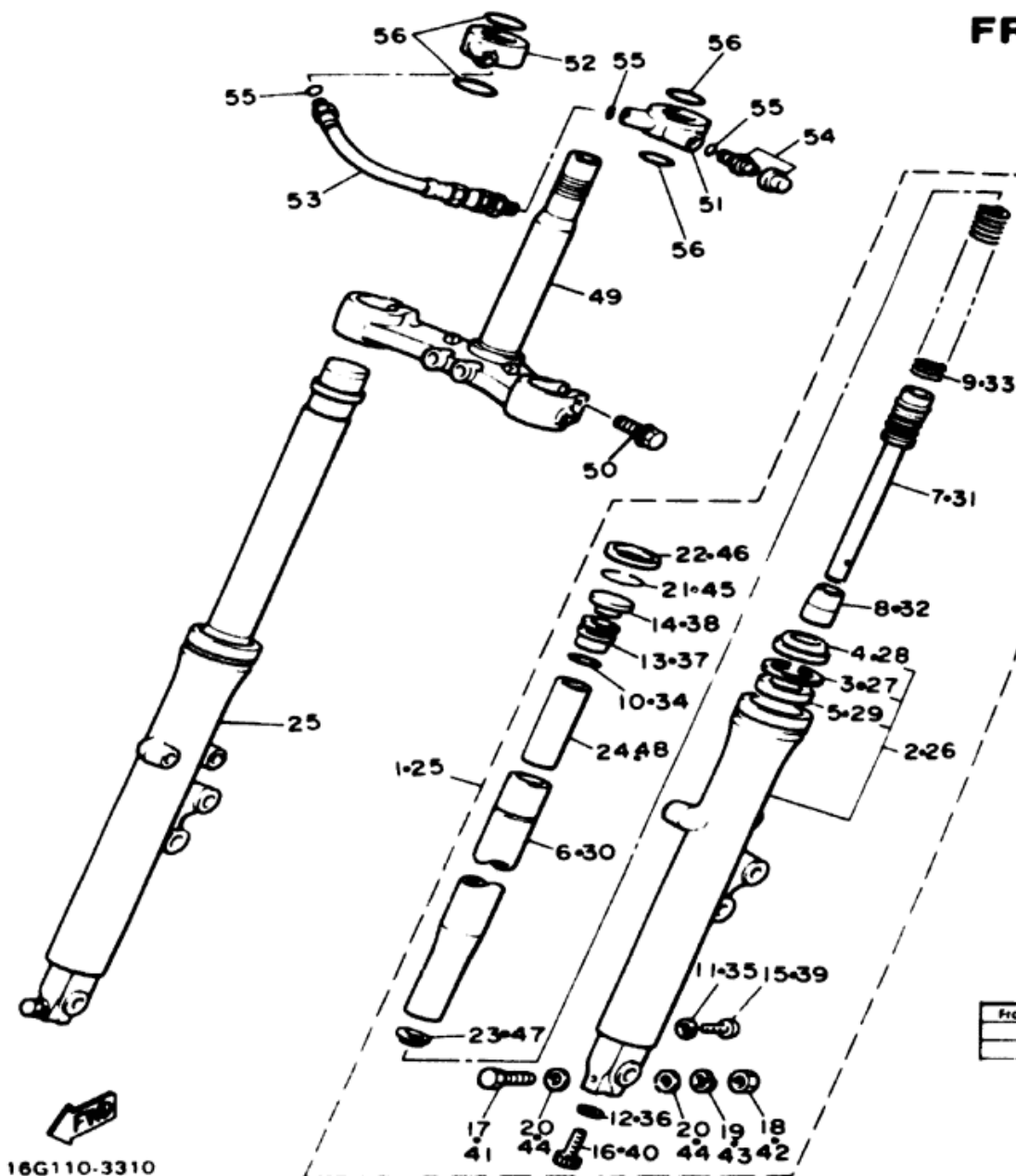
Final Gear Case Capacity	200cc
Gear Case Lubricant, Temp. Above 5°C (40°F)	SAE 80 Hypoid Gear Oil GL 4
Temp. Below 15°C (60°F)	SAE 80 Hypoid Gear Oil GL 4
All Weather Conditions	SAE 80 Hypoid Gear Oil GL 4



FRONT FORK

Ref No	Part Number	Description	Qty	Remarks
1	16G-23102-02-00	FRONT FORK ASS'Y (LH)	1	
2	16G-23126-00-6G	TUBE, outer 1	1	Nw Yamaha Blik
3	4A1-23156-00-00	CLIP, oil seal	1	
4	33M-23144-00-00	SEAL, dust (15R-23144-00)	1	
5	15R-23145-00-00	OIL SEAL (3J2-23145-00)	1	
6	16G-23110-01-00	INNER TUBE COMP. 1	1	
7	16G-23170-01-00	CYLINDER COMP., front fork	1	
8	1W1-23173-L0-00	SPINDLE, taper	1	
9	16G-23141-01-00	SPRING, front fork	1	
10	240-23114-00-00	GASKET	1	
11	122-23129-00-00	GASKET, drain plug	1	
12	509-23158-L0-00	GASKET	1	
13	11H-23111-00-00	BOLT, cap	1	
14	16G-23168-00-00	CAP, front fork	1	
15	4H1-23119-00-00	PLUG, drain	1	
16	278-23181-50-00	BOLT, hexagon socket head	1	
17	4G0-23356-00-00	BOLT 2	1	
18	95311-08600-00	NUT	1	
19	92990-08100-00	WASHER, spring (92903-08100)	1	

Front Forks	Oil Type	Length	Qty	10 W Fork Oil	180mm	220cc
	Air Pressure Min	Max	Standard	0.4 ~ 1.2 kg/cm ²	0.4 kg/cm ²	
	Spring Length Std			460mm		



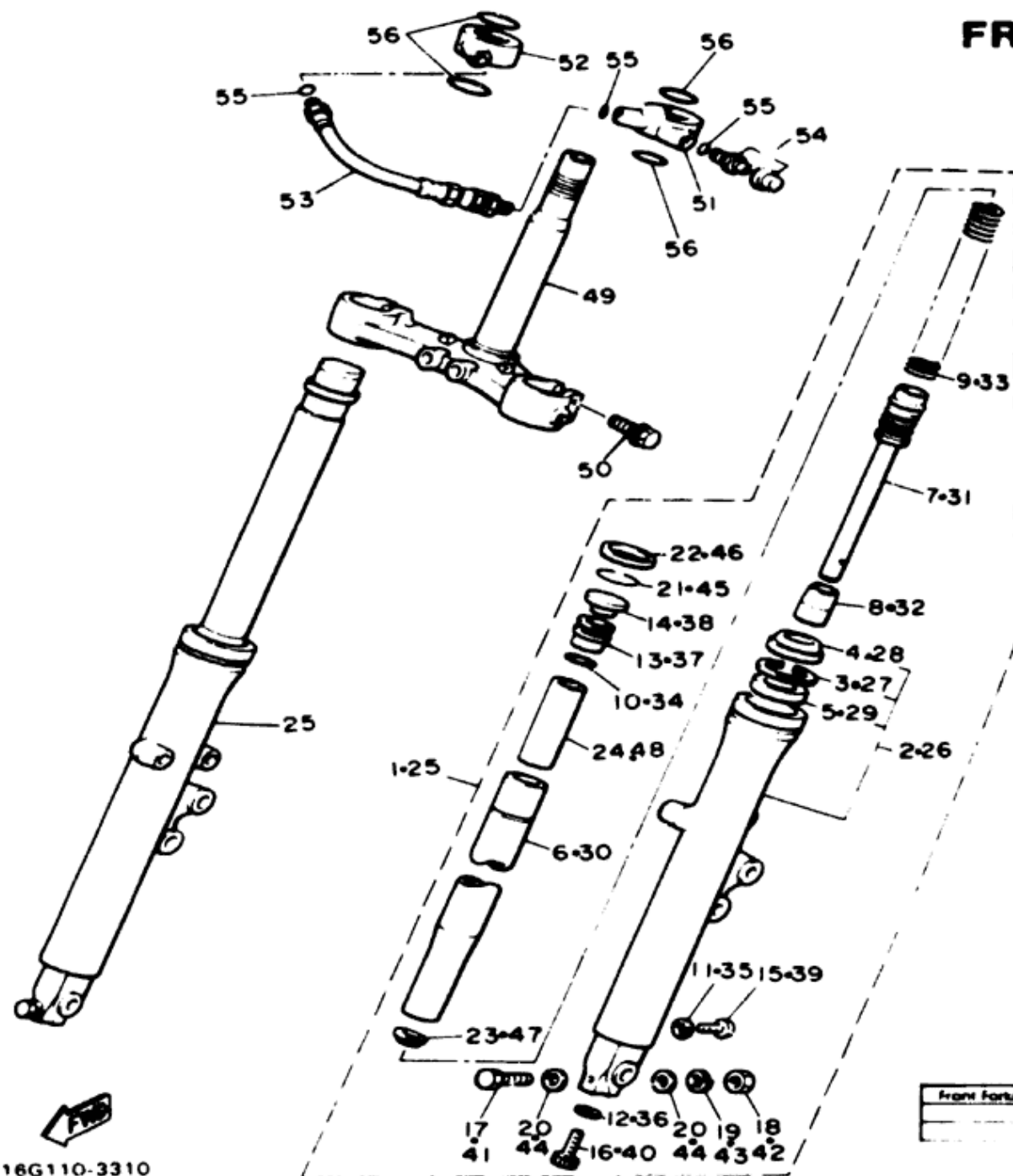
16G110-3310

FRONT FORK

Ref. No.	Part Number	Description	Qty	Remarks
20	90201-08544-00	WASHER, plate	2	
21	15R-23153-00-00	RING, snap	1	
22	2H7-23163-00-00	GASKET (1T3-23163-50)	1	
23	583-23142-00-00	SPRING, guide	1	
24	15R-23118-00-00	SPACER	1	
25	16G-23103-02-00	FRONT FORK ASS'Y (R.H)	1	
26	16G-23136-00-6G	TUBE, outer 2	1	Nw Yamaha Bk
27	4A1-23156-00-00	CLIP, oil seal	1	
28	33M-23144-00-00	SEAL, dust (15R-23144-00)	1	
29	15R-23145-00-00	OIL SEAL (3J2-23145-00)	1	
30	16G-23110-01-00	INNER TUBE COMP. 1	1	
31	16G-23170-01-00	CYLINDER COMP., front fork	1	
32	1W1-23173-L0-00	SPINDLE, taper	1	
33	16G-23141-01-00	SPRING, front fork	1	
34	240-23114-00-00	GASKET	1	
35	122-23129-00-00	GASKET, drain plug	1	
36	509-23158-L0-00	GASKET	1	
37	11H-23111-00-00	BOLT, cap	1	

Front Forks	Oil Type	Level	Qty	10 Wt Fork Oil	180mm	238cc
Air Pressure	Min	Max	Standard	0.4 ~ 1.2 kg/cm ²	0.4 kg/cm ²	
Spring Length	Std			449mm		

FRONT FORK

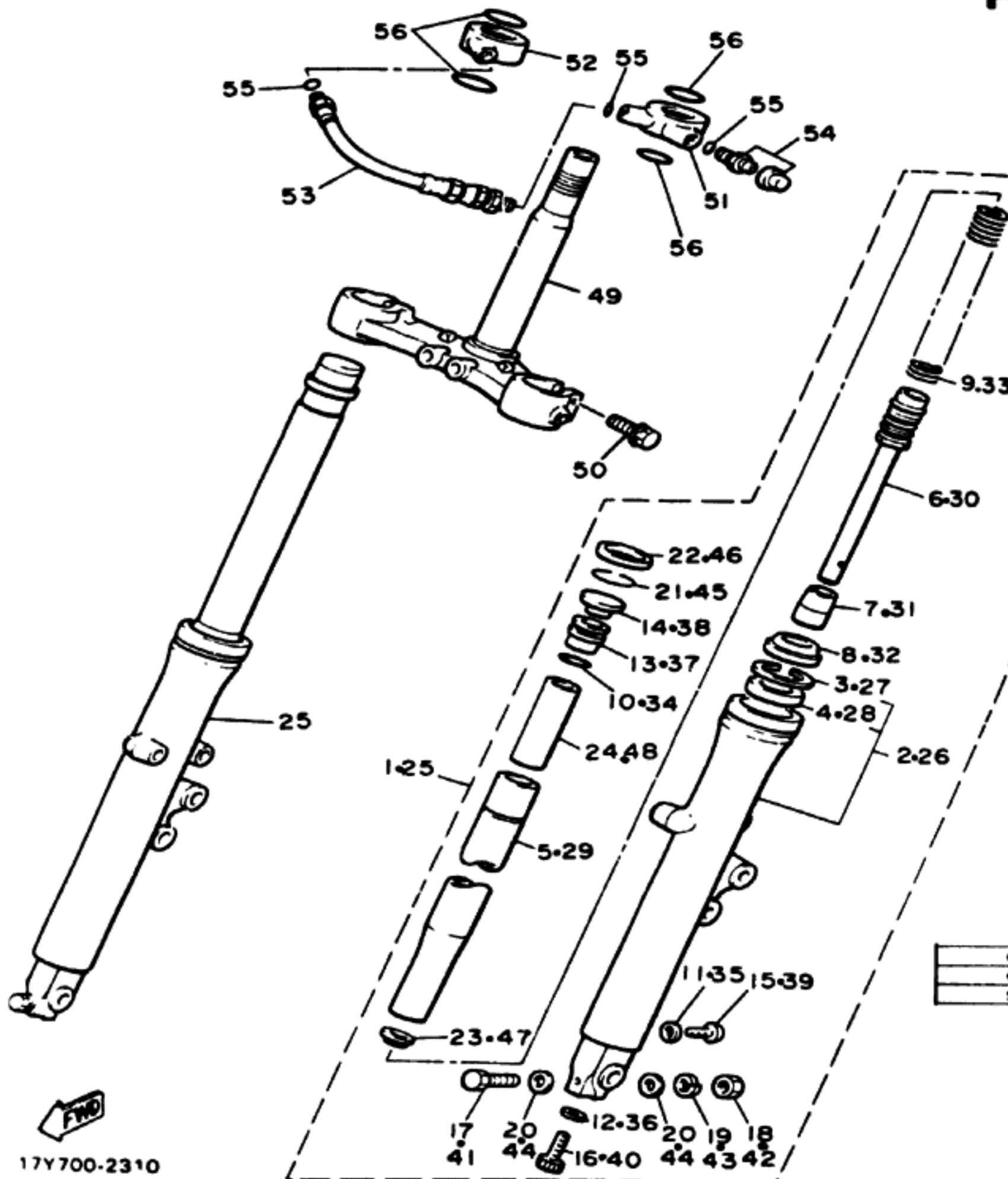


Ref No	Part Number	Description	Qty
38	16G-23168-00-00	CAP, front fork.	1
39	4H1-23119-00-00	PLUG, drain	1
40	278-23181-50-00	BOLT, hexagon socket head	1
41	4G0-23356-00-00	BOLT 2	1
42	95311-08600-00	NUT	1
43	92990-08100-00	WASHER, spring (92903-08100)	1
44	90201-08544-00	WASHER, plate	2
45	15R-23153-00-00	RING, snap	1
46	2H7-23163-00-00	GASKET (1T3-22163-50)	1
47	583-23142-00-00	SPRING, guide	1
48	15R-23118-00-00	SPACER	1
49	16G-23340-00-00	UNDER BRACKET COMP.	1
50	90119-08051-00	BOLT, w/washer	4
51	16G-2318A-01-00	JOINT, air 1	1
52	16G-2319A-01-00	JOINT, air 2	1
53	26H-2318F-00-00	HOSE, air (16G-2318F-01)	1
54	4V4-23190-L0-00	AIR VALVE COMP.	1
55	3J2-23147-00-00	O-RING	3
56	15R-23188-00-00	O-RING	4

Front Forks Oil Type	Level	Qty	10 W Fork Oil*	180mm	238cc
Air Pressure Min.	Max	Standard	0.4 ~ 1.2 kg/cm ²	0.4 kg/cm ²	
Spring Length Std			449mm		

16G110-3310

FRONT FORK

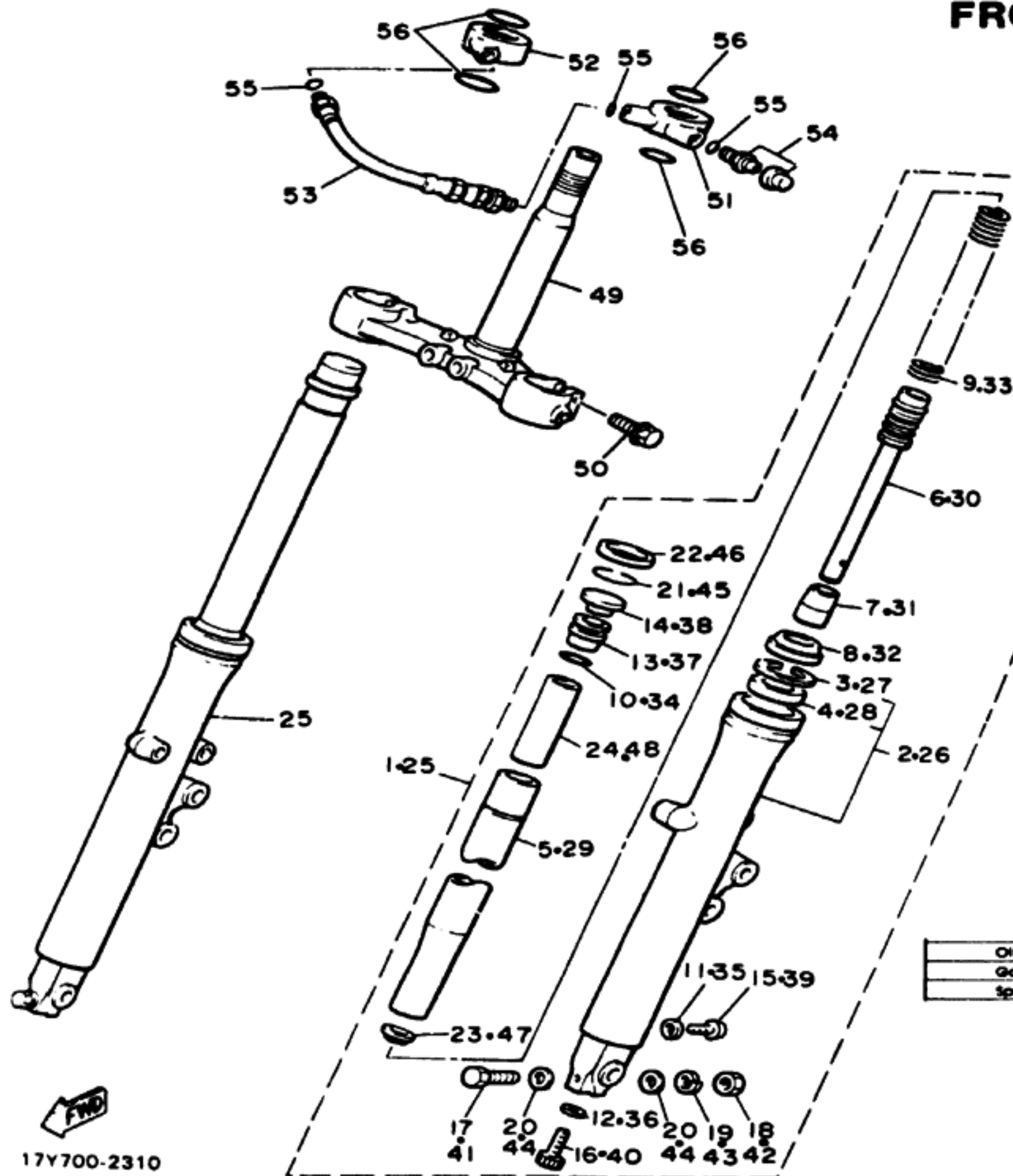


Ref. No.	Part Number	Description	Qty	Remarks
21	15R-23153-00-00	RING, snap	1	
22	2H7-23163-00-00	WASHER	1	
23	583-23142-00-00	SEAT, spring upper	1	
24	15P-23118-00-00	SPACER	1	
25	1T-23103-00-00	FRONT FORK ASS'Y (R.H.)	1	
26	11T-23136-00-6G	TUBE, outer 2	1	New Yamaha Blk
27	3R4-23153-00-00	RING, snap	1	
28	2H7-23145-01-00	OIL SEAL (2H7-23145-00)	1	
29	11T-23110-00-00	INNER TUBE COMP. 1	1	
30	16G-23170-01-00	CYLINDER COMP., front fork	1	
31	1W1-23173-L0-00	SPINDLE, taper	1	
32	3H5-23144-00-00	SEAL, dust	1	
33	16G-23141-01-00	SPRING, front fork	1	
34	240-23114-00-00	GASKET	1	
35	122-23129-00-00	GASKET, drain plug	1	
36	509-23158-L0-00	GASKET	1	
37	11H-23111-00-00	BOLT, cap.	1	
38	16G-23168-00-00	CAP, front fork	1	
39	4H1-23119-00-00	PLUG, drain	1	
40	278-23181-50-00	BOLT, hexagon socket head	1	

Oil Type / Level / Qty	10 Wt. Fork Oil / 184mm / NA
Gas Pressure Min ~ Max / Standard	0.4 ~ 1.2 kg/cm ² / 0.4 kg/cm ²
Spring Length Std	449mm

17Y700-2310

FRONT FORK

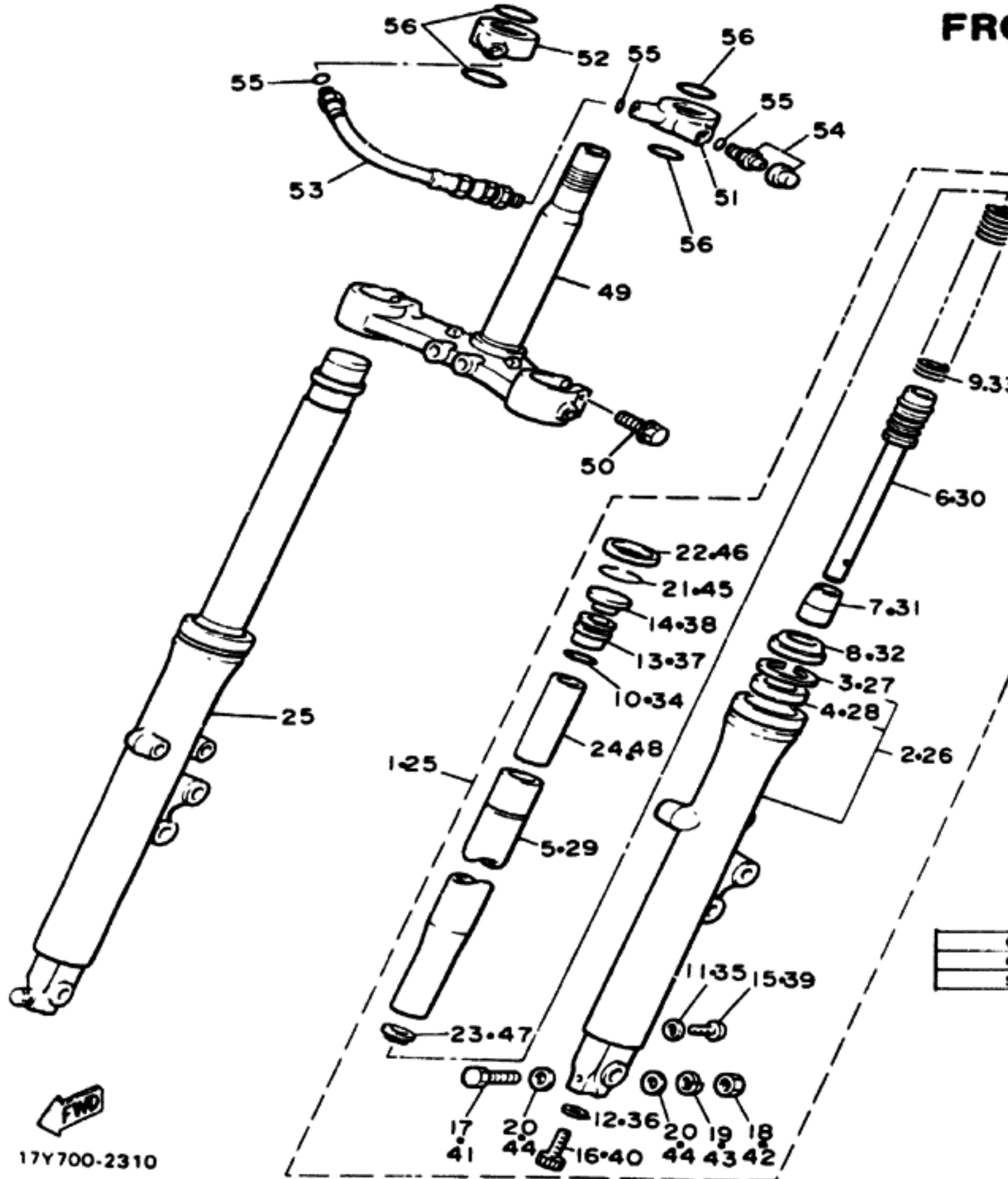


Ref. No.	Part Number	Description	Qty	Remarks
1	11T-23102-00-00	FRONT FORK ASS'Y (L.H.)	1	
2	11T-23125-00-6G	TUBE, outer 1	1	New Yamaha Blk
3	3R4-23153-00-00	RING, snap	1	
4	2H7-23145-01-00	OIL SEAL (2H7-23145-00)	1	
5	11T-23110-00-00	INNER TUBE COMP. 1	1	
6	16G-23170-01-00	CYLINDER COMP., front fork	1	
7	1W1-23173-L0-00	SPINDLE, taper	1	
8	3H5-23144-00-00	SEAL, dust	1	
9	16G-23141-01-00	SPRING, front fork	1	
10	240-23114-00-00	GASKET	1	
11	122-23129-00-00	GASKET, drain plug	1	
12	509-23158-L0-00	GASKET	1	
13	11H-23111-00-00	BOLT, cap.	1	
14	16G-23168-00-00	CAP, front fork.	1	
15	4H1-23119-00-00	PLUG, drain	1	
16	278-23181-50-00	BOLT, hexagon socket head	1	
17	4G0-23356-00-00	BOLT 2	1	
18	95316-08600-00	NUT	1	
19	92906-08100-00	WASHER, spring	1	
20	90201-08544-00	WASHER, plate	2	

Oil Type / Level / Qty	10 Wt. Fork Oil / 18mm / NA
Gas Pressure Min ~ Max / Standard	0.4 ~ 1.2 kg/cm ² / 0.4 kg/cm ²
Spring Length Std	449mm

17Y700-2310

FRONT FORK



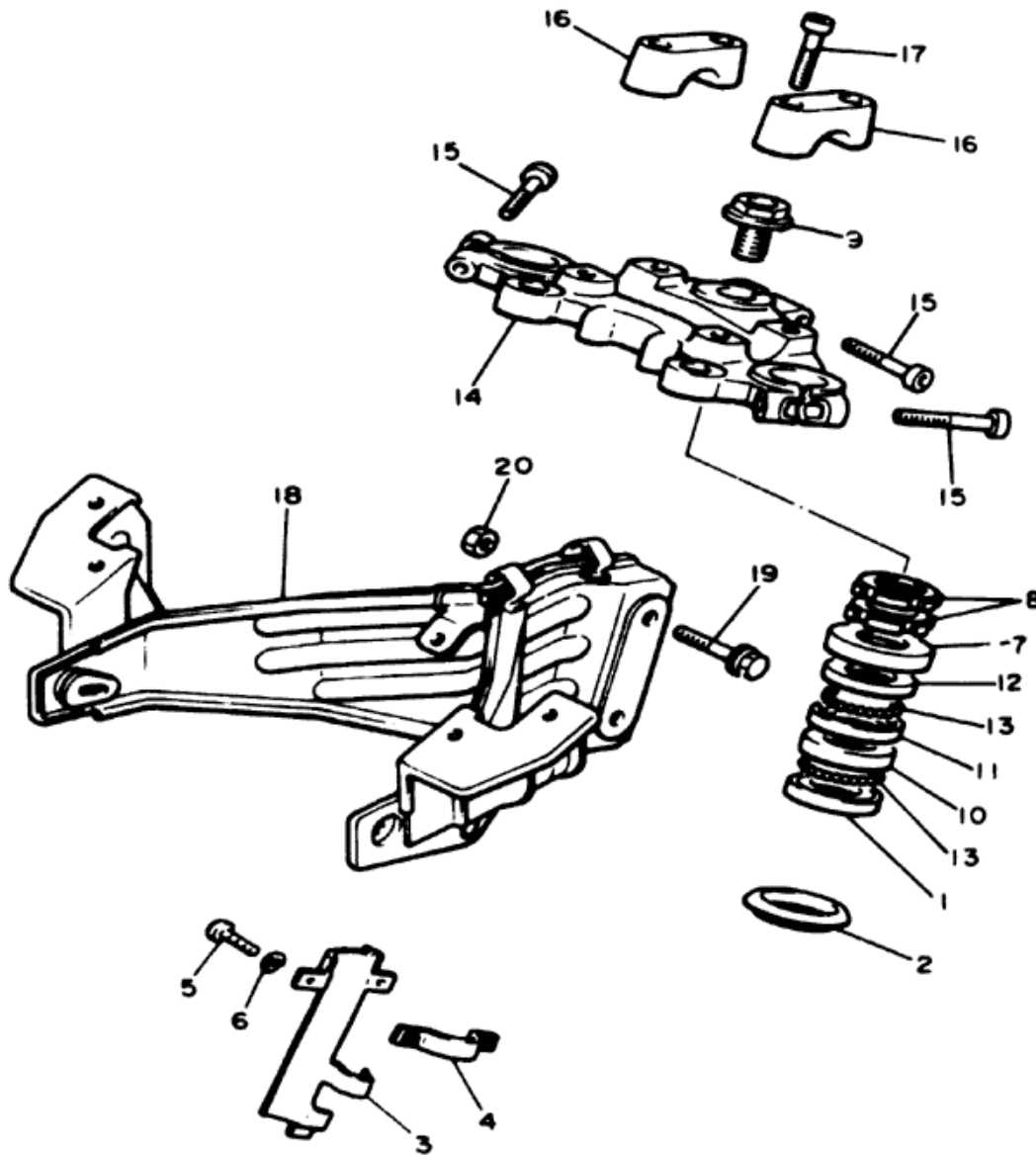
Ref. No.	Part Number	Description	Qty	Remarks
41	4G0-23356-00-00	BOLT 2	1	
42	95316-08600-00	NUT	1	
43	92906-08100-00	WASHER, spring	1	
44	90201-08544-00	WASHER, plate	2	
45	15R-23153-00-00	RING, snap	1	
46	2H7-23163-00-00	WASHER	1	
47	583-23142-00-00	SEAT, spring upper	1	
48	15R-23118-00-00	SPACER	1	
49	11T-23340-00-00	UNDERBRACKET COMP.	1	
50	90119-08051-00	BOLT, w/washer	4	
51	15J-2318A-01-00	JOINT, air 1	1	
52	16G-2319A-01-00	JOINT, air 2	1	
53	26H-2318F-00-00	HOSE, air (16G-2318F-01)	1	
54	4V4-23190-L0-00	AIR VALVE COMP.	1	
55	3J2-23147-00-00	O-RING	3	
56	15R-23188-00-00	O-RING	4	

Oil Type / Level / Qty	10 Wt. Fork Oil / 184mm / NA
Gas Pressure Min ~ Max / Standard	0.4 ~ 1.2 kg/cm ² / 0.4 kg/cm ²
Spring Length Std	449mm

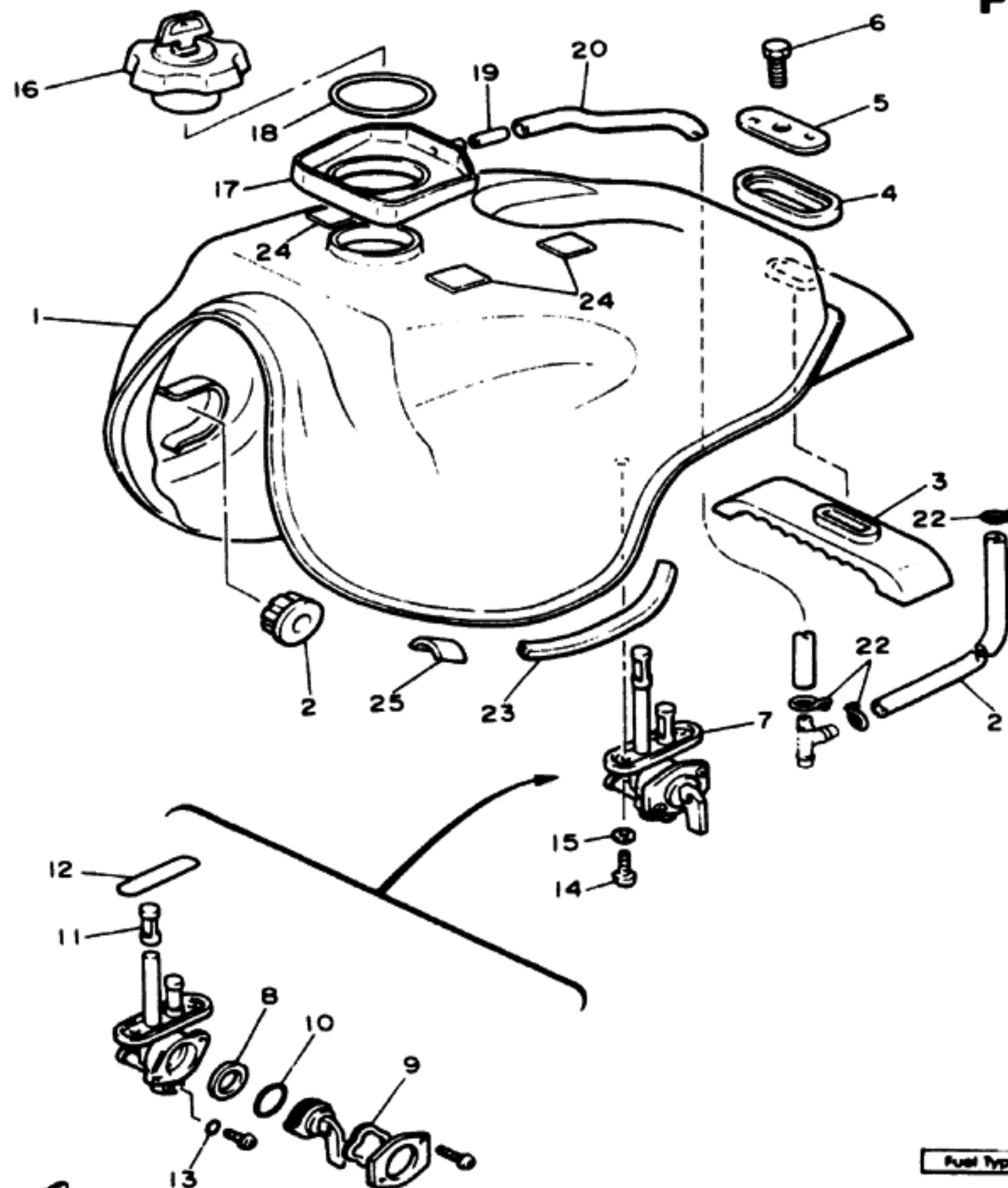
17Y700-2310

STEERING

Ref. No.	Part Number	Description	Qty	Remarks
1	256-23411-00-00	RACE, ball 1	1	
2	164-23462-00-00	SEAL, steering	1	
3	16G-25887-00-00	HOLDER, brake hose	1	
4	16G-25886-00-00	HOLDER, brake hose	1	
5	92580-06012-00	SCREW, pan head (92503-06012)	2	
6	92990-06100-00	WASHER, spring (92903-06100)	2	
7	4K0-23415-00-00	COVER, ball race 1	1	
8	4H3-23454-00-00	NUT, fitting 2	2	
9	90105-14365-00	BOLT, fitting 1 (4H3-23451-00-00)	1	
10	256-23412-00-00	RACE, ball 2	1	
11	256-23413-00-00	RACE, ball 3	1	
12	256-23414-00-00	RACE, ball 4	1	
13	93501-04011-00	BALL	38	
14	16G-23435-00-98	CROWN, handle	1	Low Gloss Blk
15	91316-08045-00	BOLT	3	
16	360-23441-01-98	HOLDER, handle upper	2	
17	91316-08030-00	BOLT	4	
18	16G-23174-00-00	STAY, headlight	1	
19	90105-08107-00	BOLT, washer based	2	
20	90179-08246-00	NUT	2	



FUEL TANK

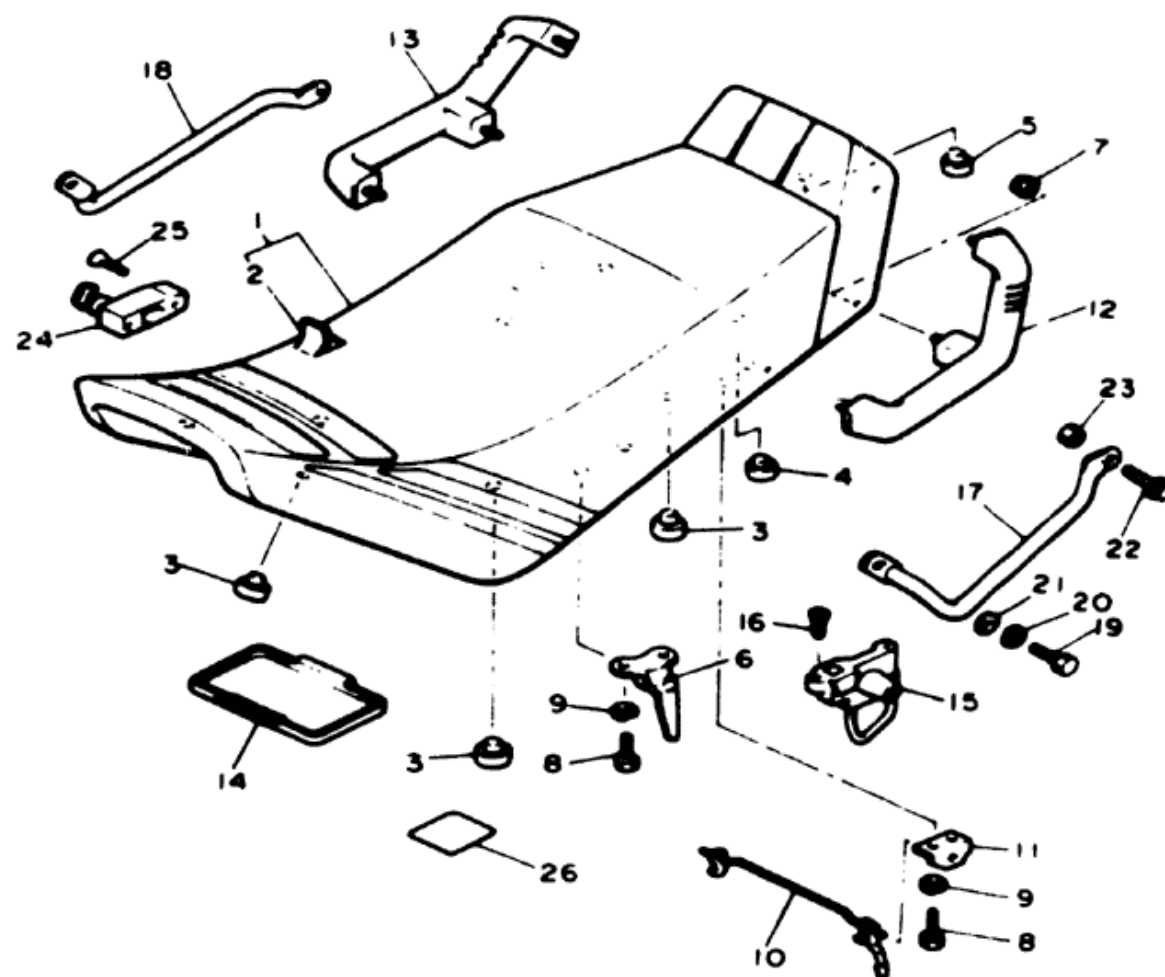


Ref. No.	Part Number	Description	Qty	Remarks
1	16G-24110-10-33	FUEL TANK COMP.....	1	Yamaha Black
2	4H7-24181-00-00	DAMPER, locating 1 ...	2	
3	4H7-24182-01-00	DAMPER, locating 2 ...	1	
4	4H7-24183-00-00	DAMPER, locating 3 ...	1	
5	4H7-24186-00-00	WASHER, special.....	1	
6	97313-08012-00	BOLT (97320-08012)...	1	
7	16G-24500-02-00	FUEL COCK ASS'Y 1 (16G-24500-01)	1	
8	16G-24523-00-00	. VALVE (2G2-24523-00)	1	
9	16G-24518-00-00	. WASHER, wave.....	1	
10	2G2-24534-00-00	. O-RING.....	1	
11	4X8-24536-01-00	. STRAINER.....	1	
12	2G2-24512-00-00	. O-RING.....	1	
13	2G2-24522-00-00	. GASKET.....	1	
14	90149-06011-00	SCREW.....	2	
15	90202-06010-00	WASHER, plate.....	2	
16	11H-24602-02-00	CAP ASS'Y.....	1	
17	16G-2414A-10-00	COVER, filler.....	1	
18	93450-58087-00	CIRCLIP.....	1	
19	90560-03220-00	SPACER.....	1	
20	90445-07664-00	HOSE.....	1	
*21	90445-07665-00	HOSE.....	1	
22	90467-02079-00	CLIP.....	3	
23	16G-28345-00-00	MOLE 1.....	2	
24	16G-24141-10-00	PROTECTOR, fuel tank	4	
25	5G3-21747-00-00	DAMPER.....	1	

* Indicates new part numbers activated from March, 1986.

Fuel Type/Total Fuel Tank Capacity/Reserve Cap. Premium / 19 LR / 2.7 LR

SEAT

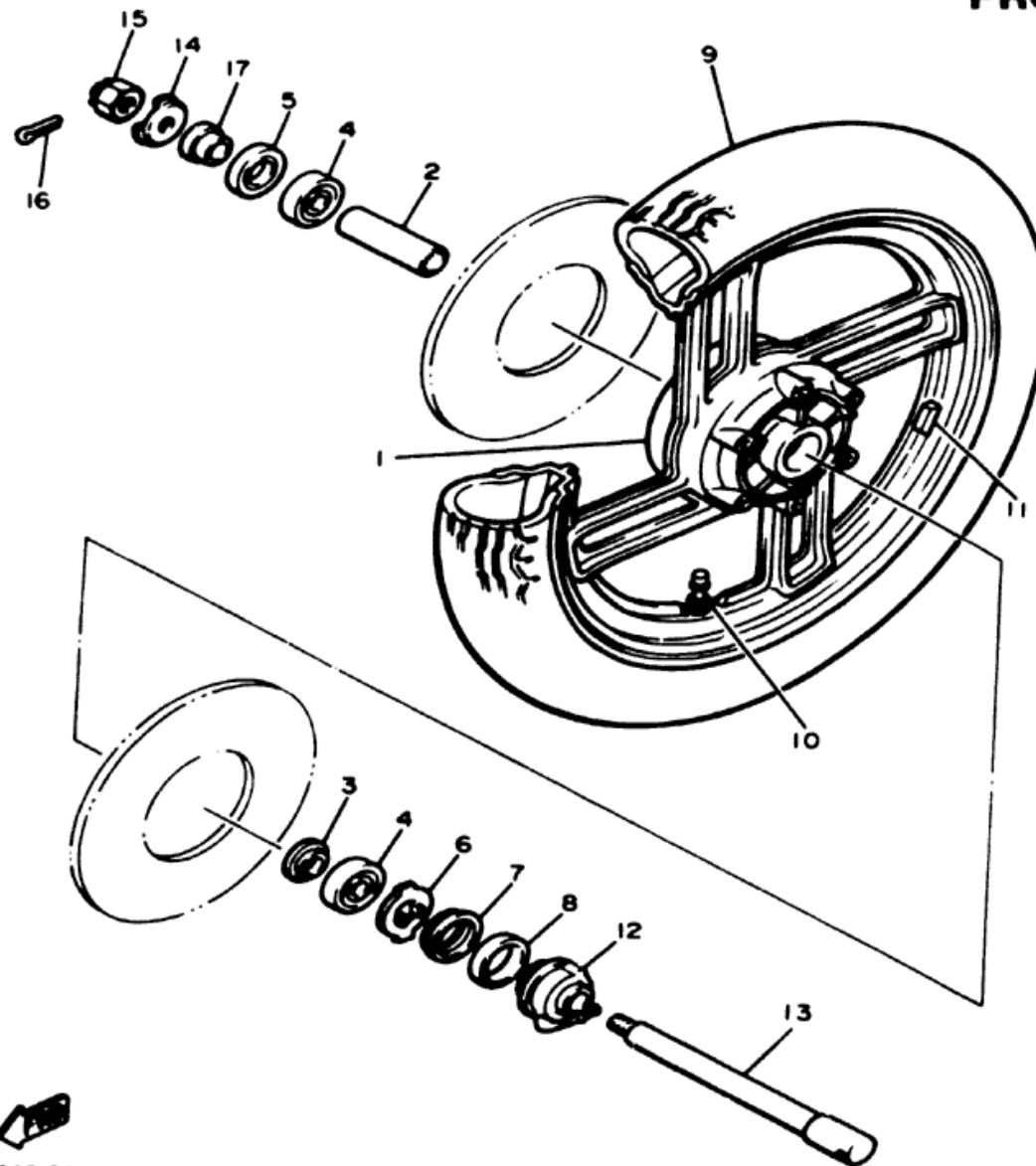


Ref No	Part Number	Description	Qty
1	16G-W2472-00-00	DOUBLE SEAT ASS'Y	1
2	16G-24731-00-00	COVER, double seat	1
3	1T4-24741-00-00	PAD, seat	6
4	278-27114-01-00	STOPPER, main stand	2
5	1M3-27114-00-00	STOPPER, main stand	1
6	4K0-24728-00-00	BRACKET, seat	1
7	95702-08100-00	NUT, flange	6
8	97306-06016-00	BOLT	6
9	92906-06100-00	WASHER, spring	6
10	16G-24776-00-00	LEVER, seat	1
11	5A8-24738-00-00	BRACKET, seat	2
12	16G-2474A-00-00	ASSIST. grip (L H)	1
13	16G-24773-00-00	HANDLE, seat (R H)	1
14	395-28185-00-00	LID	1
15	26H-21308-00-00	HELMET HANGER ASS'Y (4RS-21308-00)	1
16	98906-06008-00	SCREW, bind	2
17	16G-21165-01-00	HANDLE, standing	1
18	16G-21275-01-00	STAY, rear	1
19	97306-06016-00	BOLT	2
20	92906-06100-00	WASHER, spring	2
21	92906-06800-00	WASHER, plate	2
22	95806-08012-00	BOLT, flange	2
23	95306-06700-00	NUT	2
24	16G-24705-00-00	SEAT BACK ASS'Y	1
25	90149-06150-00	SCREW	2
26	16G-21683-00-00	PLATE, specification	1



16G110-3340

FRONT WHEEL

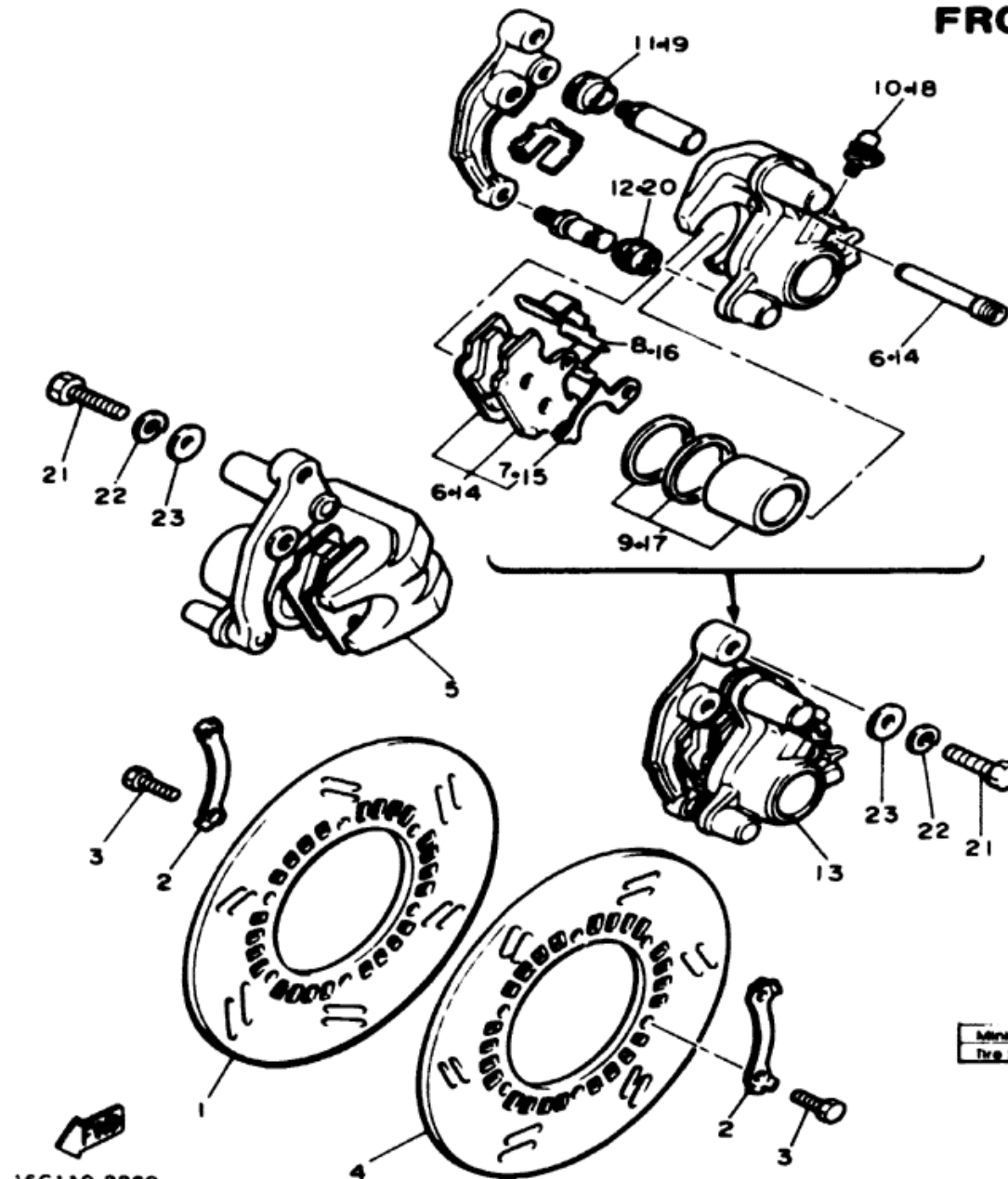


Ref No	Part Number	Description	Qty	Remarks
1	16G-25168-29-4N	CAST WHEEL, front (16G-25168-20-4N)	1	
2	90560-15116-00	SPACER	1	
3	146-25115-00-00	FLANGE, spacer 1	1	
4	93306-30203-00	BEARING (B6302Z)	2	
5	93102-22014-00	OIL SEAL	1	
6	341-25149-00-00	CLUTCH, meter	1	
7	341-25846-00-00	RETAINER, clutch	1	
8	93105-45017-00	OIL SEAL	1	
9	94132-19482-00	TIRE (3.25-19)	1	Bridgestone
10	93900-00001-00	VALVE, rim (16024 101)	1	Bridgestone
11	1A1-25398-01-00	BALANCER, wheel (20G)	1	U.N.
	1A1-25399-00-00	BALANCER, wheel (10G)	1	U.N.
	2M0-25399-00-00	BALANCER, wheel (30G)	1	U.N.
12	4K0-25190-00-00	GEAR UNIT ASS'Y	1	
13	4H7-25181-01-00	AXLE, wheel	1	
14	92990-14200-00	WASHER, plain (92901-14200)	1	
15	90171-14020-00	NUT, castle	1	
16	91401-30030-00	PIN, cotter	1	
17	90387-15550-00	COLLAR	1	

Front Axle Nut	14 x 18 10.7 m. g
Front Axle Holder Nut	8 x 12 2.0 m. g
Minimum Brake Lining Thickness	Front 0.8mm Rear 2.0mm
Tire Size (Nominal Pressure)	3.25V19 (1.8 kg/cm ²) 8.12099V18 (2.0 kg/cm ²)

16G110-3350

FRONT BRAKE - CALIPER



Ref No	Part Number	Description	Qty	Remarks
1	16G-25831-00-00	DISC, brake	1	
2	11H-25834-00-00	WASHER, lock	6	
3	90101-08312-00	BOLT	12	
4	16G-25831-10-00	DISC, brake	1	
5	11U-25810-00-00	CALIPER ASS'Y (right)	1	
6	11U-W0045-00-00	BRAKE PAD KIT, front	1	
7	11H-25827-00-00	SHIM, caliper	1	
8	11H-25919-00-00	SUPPORT, pad	1	
9	4X8-W0057-00-00	PISTON ASS'Y, caliper	1	
10	51L-W0048-00-00	BLEED SCREW KIT (404-W0048-30)	1	
11	4X8-25917-00-00	BOOT, caliper	1	
12	5R2-25937-00-00	BOOT 2	1	
13	11U-25810-10-00	CALIPER ASS'Y (left)	1	
14	11U-W0045-00-00	BRAKE PAD KIT, front	1	
15	11H-25827-00-00	SHIM, caliper	1	
16	11H-25919-00-00	SUPPORT, pad	1	
17	4X8-W0057-00-00	PISTON ASS'Y, caliper	1	
18	51L-W0048-00-00	BLEED SCREW KIT (404-W0048-30)	1	
19	4X8-25917-00-00	BOOT, caliper	1	
20	5R2-25937-00-00	BOOT 2	1	
21	90101-10500-00	BOLT	4	
22	92906-10100-00	WASHER, spring	4	
23	92906-10200-00	WASHER	4	

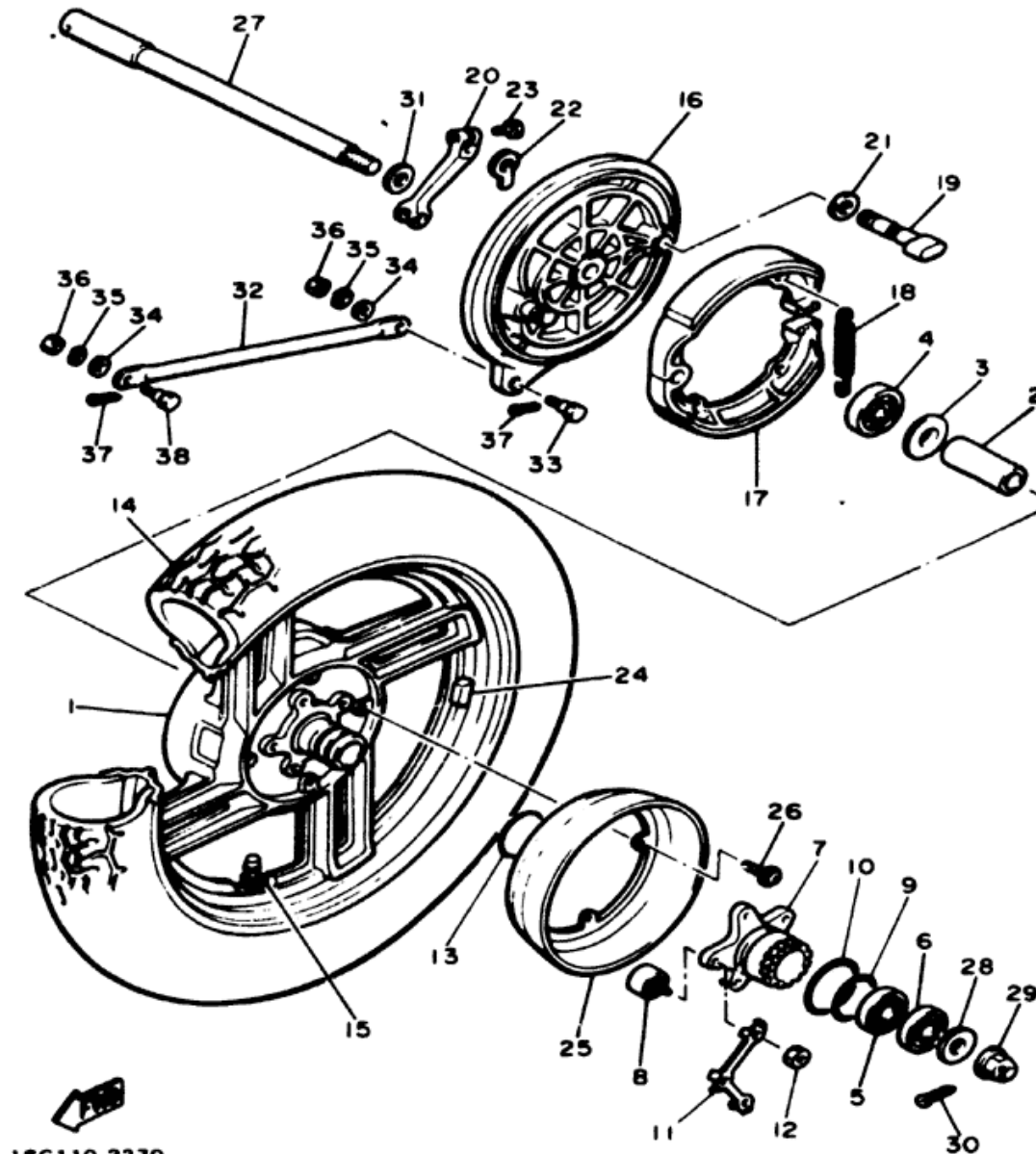
Minimum Brake Lining Thickness	Front 0.9mm	Rear 2.0mm
Tire Size (Nominal Pressure)	F 3.28V19 (1.8 bar/cm ²)	R 120/55V18 (2.0 bar/cm ²)

16G110-3360

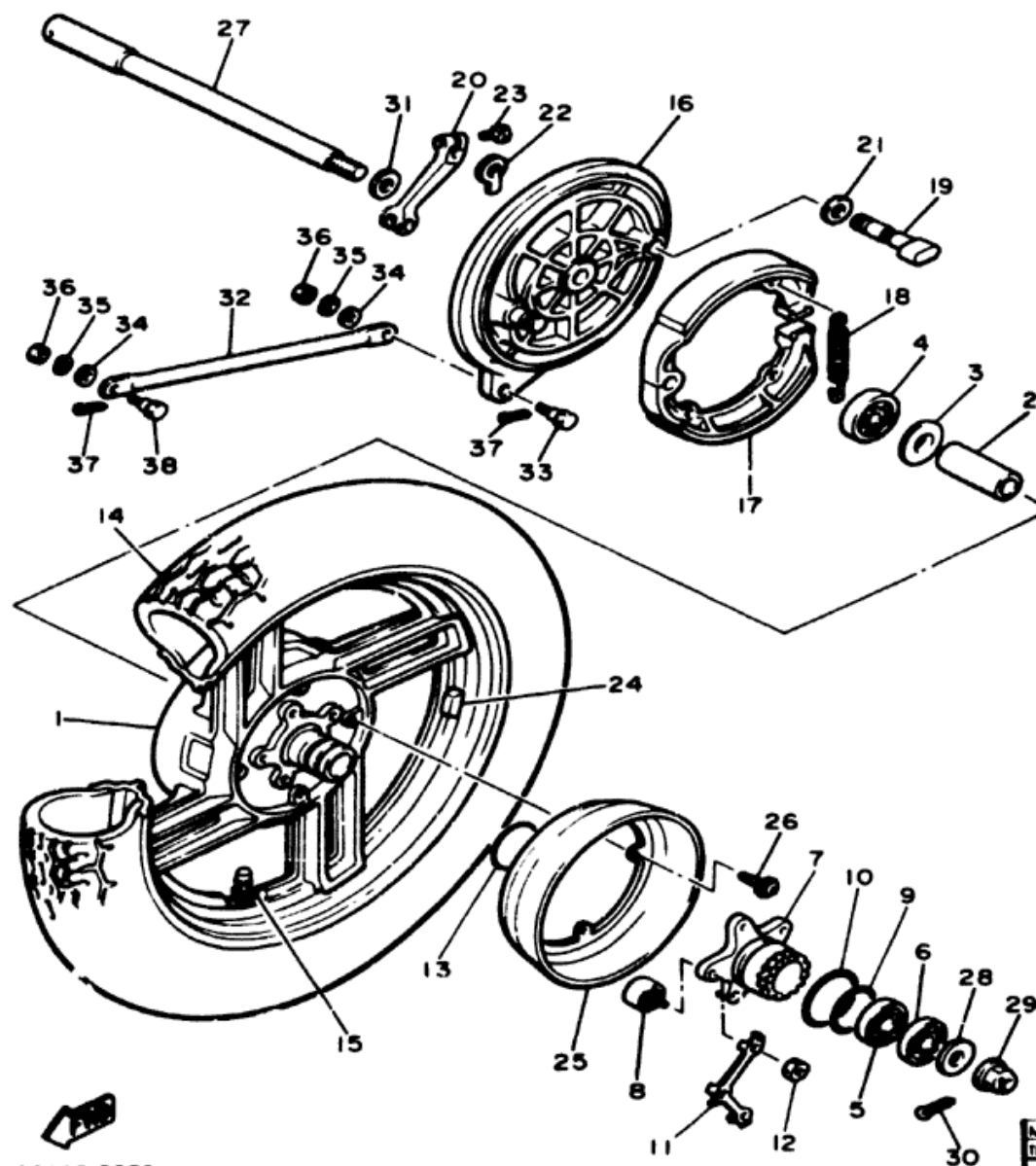
REAR WHEEL

Ref No.	Part Number	Description	Qty	Remarks
1	16G-25338-21-4N	CAST WHEEL rear	1	
2	90560-17125-00	SPACER	1	
3	148-25315-00-00	FLANGE, spacer	1	
4	93306-30306-00	BEARING (B6303)	1	
5	93306-20316-00	BEARING (B6203)	1	
6	93306-20310-00	BEARING (B6203RS)	1	
7	16G-25366-00-00	CLUTCH, hub	1	
8	16G-25364-00-00	DAMPER	6	
9	93210-48530-00	O-RING	1	
10	93210-69631-00	O-RING	1	
11	16G-25412-00-00	WASHER	2	
12	90170-10219-00	NUT	6	
13	93210-57428-00	O-RING	1	
14	94112-18483-00	TIRE (120/90 V13)	1	Bridgestone
15	93900-00001-00	VALVE, rim (16024 101)	1	Bridgestone
16	16G-25321-00-00	PLATE, brake shoe	1	
17	5A8-W2536-00-00	BRAKE SHOE COMP.	2	
18	90507-20002-00	SPRING, tension	2	
19	4H7-25361-00-00	CAMSHAFT	1	
20	341-25355-00-00	LEVER, camshaft	1	

Minimum Brake Lining Thickness	Front 0.8mm	Rear 2.0mm
Tire Size (Nominal Pressure)	F 3.25V19 (1.8 kg/cm ²)	R 120-90V18 (2.0 kg/cm ²)
Rear Axle Nut	14 x 15 10.7 mkg	
Rear Axle Pinch Bolt	6 x 1.25 0.6 mkg	



16G110-3370



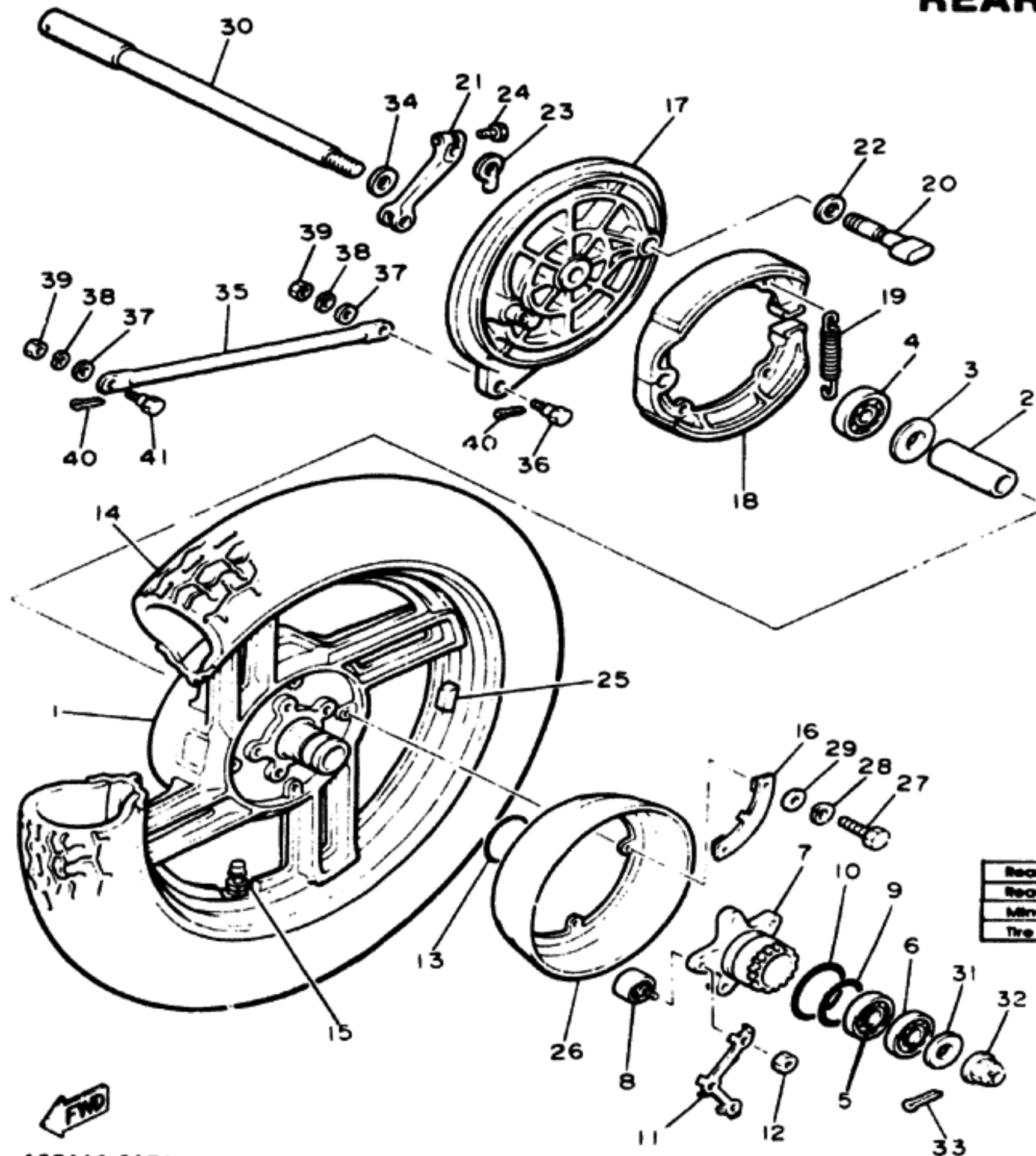
16G110-3370

REAR WHEEL

Ref. No.	Part Number	Description	Qty	Remarks
21	90201-14218-00	WASHER, plate (90201-14577)	1	
22	4H7-2533A-02-00	PLATE, indicator	1	
23	90101-06291-00	BOLT	1	
24	1A1-25398-01-00	BALANCER, wheel (20G)	1	U.N.
	1A1-25399-00-00	BALANCER, wheel (10G)	1	U.N.
	2M0-25399-00-00	BALANCER, wheel (30G)	1	U.N.
25	4H7-25327-00-00	COVER, plate	1	
26	90159-05018-00	SCREW, w/washer	4	
27	4H7-25381-00-00	AXLE, wheel	1	
28	90201-141A3-00	WASHER, plate	1	
29	90179-14217-00	NUT	1	
30	91401-30030-00	PIN, cotter	1	
31	55W-25377-00-00	COLLAR, wheel (4H7-25377-00)	1	
32	3H0-25371-00-00	BAR, tension	1	
33	90109-08406-00	BOLT	1	
34	92901-08600-00	WASHER, plate	2	
35	92890-08100-00	WASHER, spring (92903-08100)	2	
36	95303-08700-00	NUT (95301-08700)	2	
37	91401-20015-00	PIN, cotter	2	
38	90109-08368-00	BOLT	1	

Minimum Brake Lining Thickness	Front: 0.8mm	Rear: 2.0mm
Tire Size (Nominal Pressure)	F 3.25V19 (1.8 kg/cm ²)	R 120V18 (2.0 kg/cm ²)
Rear Axle Nut	14 x 1.5 10.7 m-kg	
Rear Axle Pinch Bolt	8 x 1.25 0.6 m-kg	

REAR WHEEL

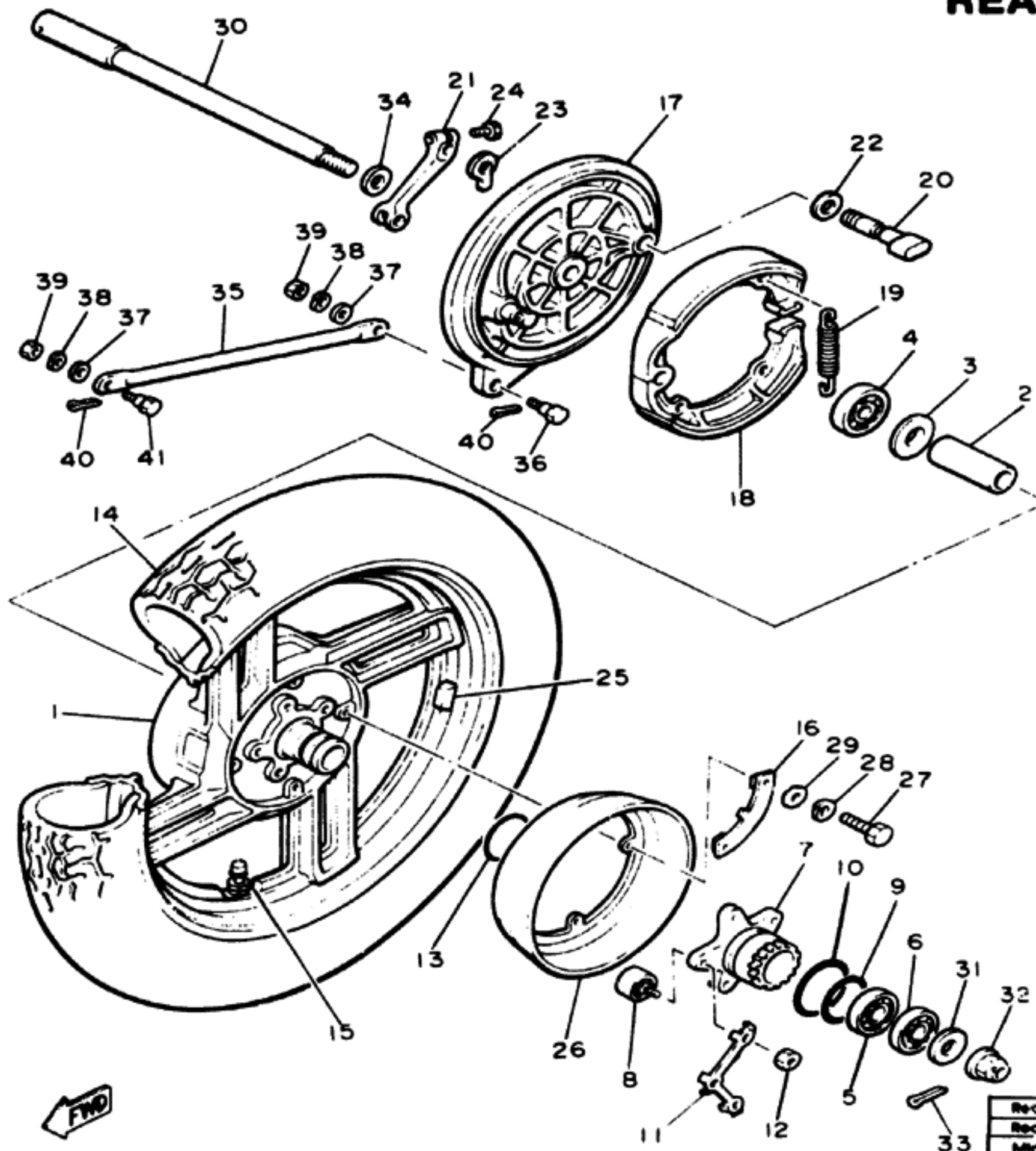


Ref. No.	Part Number	Description	Qty	Remarks
1	16G-25338-21-4N	CAST WHEEL, rear	1	
2	90560-17125-00	SPACER	1	
3	148-25315-00-00	FLANGE, spacer	1	
4	93306-30306-00	BEARING (B6303)	1	
5	93306-20316-00	BEARING (B6203)	1	
6	93306-20310-00	BEARING (B6203RS)	1	
7	16G-25366-00-00	CLUTCH, hub	1	
8	16G-25364-00-00	DAMPER	6	
9	93210-48530-00	O-RING	1	
10	93210-59531-00	O-RING	1	
11	16G-25412-00-00	WASHER	2	
12	90170-10219-00	NUT	6	
13	93210-57428-00	O-RING	1	
14	94112-18483-00	TIRE (120/90 V18)	1	U.R. Bridgestone U.R.
15	93900-00001-00	VALVE, rim	1	
16	16G-2531A-00-00	STOPPER, damper	2	
17	16G-25321-00-00	PLATE, brake shoe	1	
18	5A8-W2536-00-00	BRAKE SHOE COMP. (5A8-25330-00)	2	
19	90507-20002-00	SPRING, tension	2	
20	4H7-25351-00-00	CAMSHAFT	1	

Rear Axle Nut	M14: 10.0 m-kg
Rear Axle Pinch Bolt	M8: 0.6 m-kg
Minimum Brake Lining Thickness Front / Rear	0.8mm / 2.0mm
Tire Size (Nominal Pressure) Front / Rear	3.25V19 (1.8 kg/cm ²) / 120/90V18 (2.0 kg/cm ²)

16G110-3371

REAR WHEEL

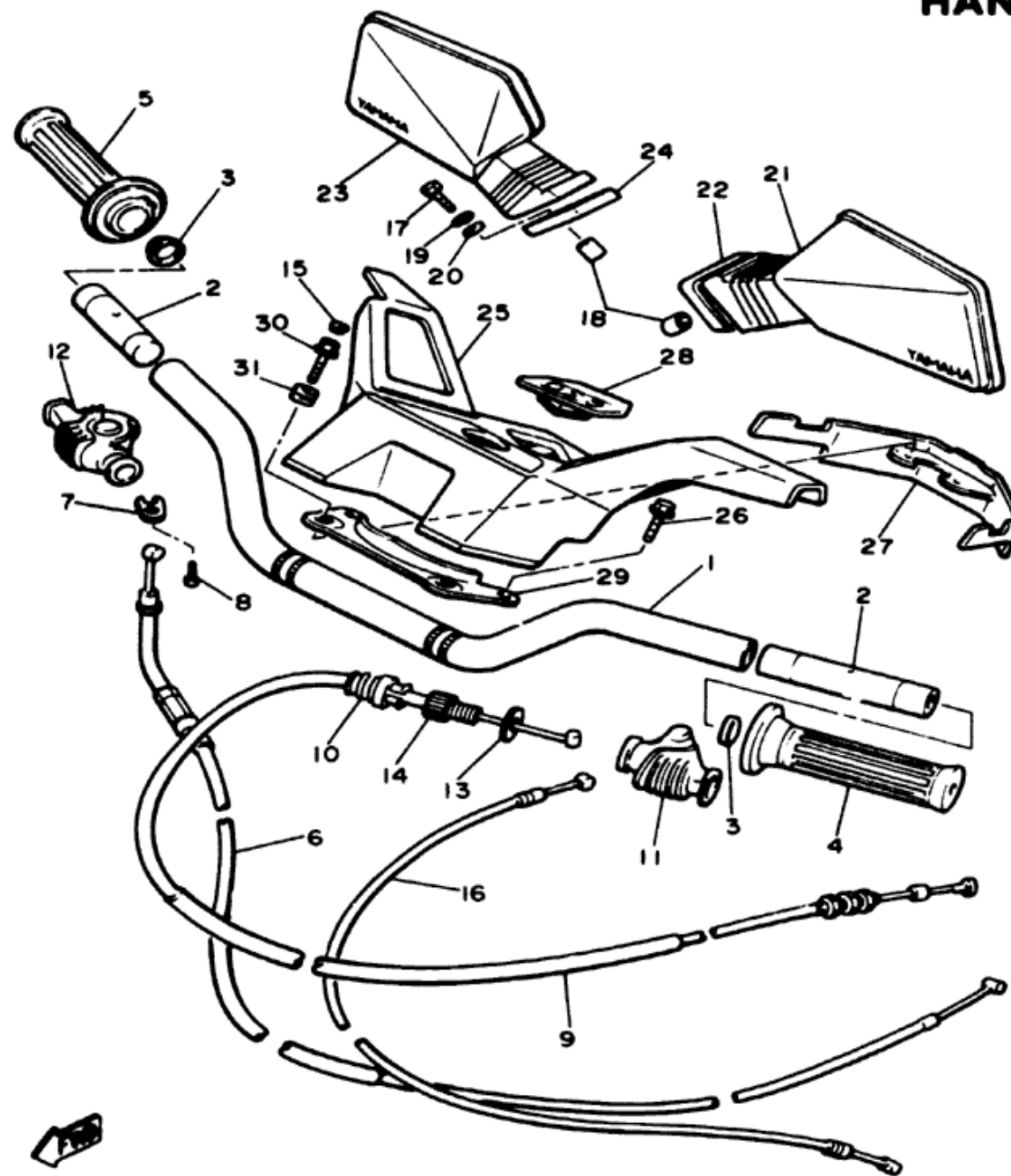


Ref. No.	Part Number	Description	Qty	Remarks
21	341-25355-00-00	LEVER, camshaft	1	
22	90201-14218-00	WASHER, plate (90201-14577)	1	
23	4H7-2533A-02-00	PLATE, indicator.	1	
24	90101-06291-00	BOLT	1	
25	1A1-25398-01-00	BALANCER, wheel (20G)	1	U.N.
	1A1-25399-00-00	BALANCER, wheel (10G)	1	U.N.
25	2M0-25399-00-00	BALANCER, wheel (30G)	1	U.N.
26	4H7-25327-00-00	COVER, plate	1	
27	97321-05020-00	BOLT	4	
28	92903-05100-00	WASHER, spring (92901-05100)	4	
29	92901-05600-00	WASHER, plate	4	
30	4H7-25381-00-00	AXLE, wheel	1	
31	90201-141A3-00	WASHER, plate	1	
32	90179-14217-00	NUT	1	
33	91401-30030-00	PIN, cotter.	1	
34	56W-25377-00-00	COLLAR, wheel (4H7-25377-00)	1	
35	3H0-25371-00-00	BAR, tension.	1	
36	90109-08406-00	BOLT	1	
37	92901-08600-00	WASHER, plate	2	
38	92990-08100-00	WASHER, spring (92903-08100)	2	
39	95303-08700-00	NUT (95301-08700).	2	
40	91401-20015-00	PIN, cotter.	2	
41	90109-08368-00	BOLT	1	

Rear Axle Nut	M14: 10.0 m-kg
Rear Axle Pinch Bolt	M8: 0.6 m-kg
Minimum Brake Lining Thickness Front / Rear	0.8mm / 2.0mm
Tire Size (Nominal Pressure) Front / Rear	3.25V19 (1.8 kg/cm ²) / 120R0V18 (2.0 kg/cm ²)

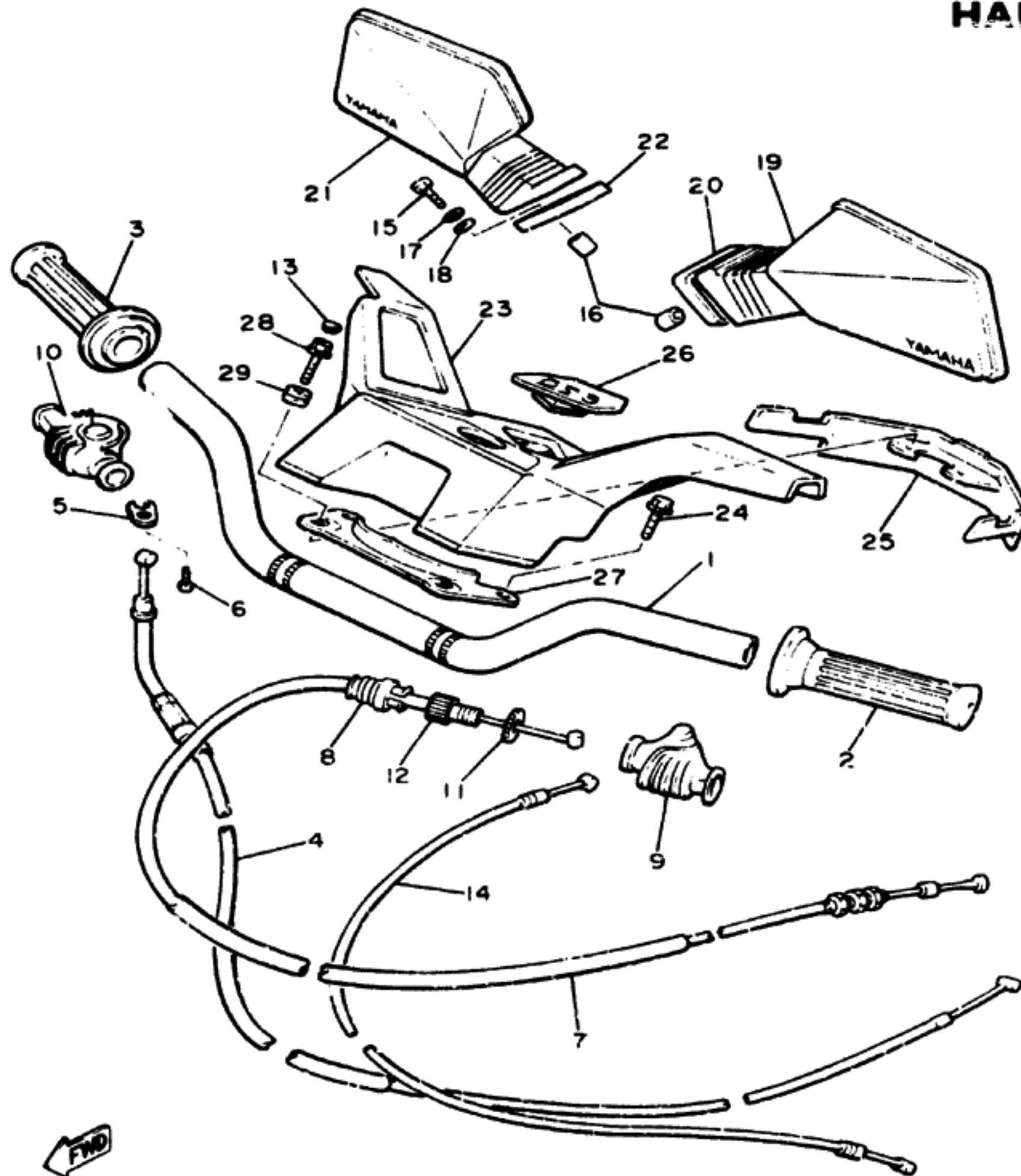
16G110-3371

HANDLEBAR - CABLE



Ref. No.	Part Number	Description	Qty
1	16G-26111-00-00	HANDLEBAR	1
2	4K0-26112-00-00	BAR, handle	2
3	90338-18014-00	PLUG	2
4	5G2-26241-00-00	GRIP (L.H.)	1
5	5G2-26240-00-00	GRIP ASS'Y (R.H.)	1
6	16G-26311-00-00	CABLE, throttle 1	1
7	5H0-26393-00-00	HOLDER	1
8	98506-05008-00	SCREW, pan head	1
9	4K0-26335-00-00	CABLE, clutch	1
10	1E6-26342-00-00	BOOT, cable	1
11	11H-26372-00-00	COVER, handle lever 1	1
12	1T5-26372-00-00	COVER, handle lever 1	1
13	90179-08148-00	NUT	1
14	90123-08046-00	BOLT	1
15	341-23469-00-00	CAP, bolt	2
16	16G-26331-00-00	CABLE, starter 1	1

HANDLEBAR - CABLE

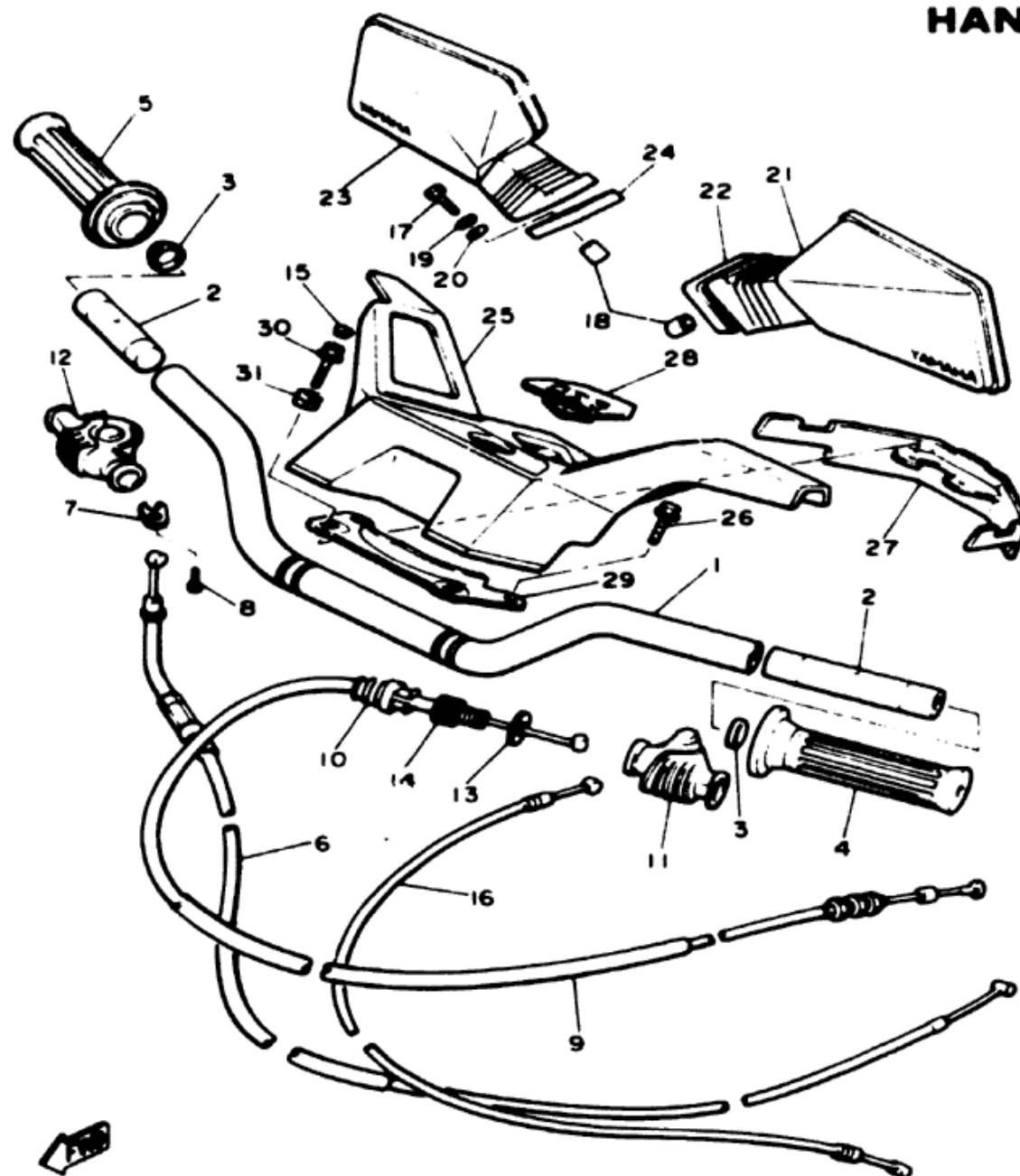


Ref No.	Part Number	Description	Qty	Remarks
1	16G-26111-00-00	HANDLEBAR	1	
2	5G2-26241-00-00	GRIP (L.H.)	1	
3	5G2-26240-00-00	GRIP ASS'Y	1	
4	16G-26311-00-00	CABLE, throttle 1	1	
5	5H0-26393-00-00	HOLDER	1	
6	98506-05008-00	SCREW, pan head	1	
7	4K0-26335-00-00	CABLE, clutch.	1	
8	1E6-26342-00-00	BOGT, cable	1	
9	11H-26372-00-00	COVER, handle lever 1	1	
10	1T5-26372-00-00	COVER, handle lever 1	1	
11	90179-08148-00	NUT	1	
12	90123-08046-00	BOLT	1	
13	341-23469-00-00	CAP, bolt.	2	
14	16G-26331-00-00	CABLE, starter 1.	1	
15	90153-06018-00	SCREW, hexagon.	4	
16	90387-080E7-00	COLLAR.	4	



17Y700-2380

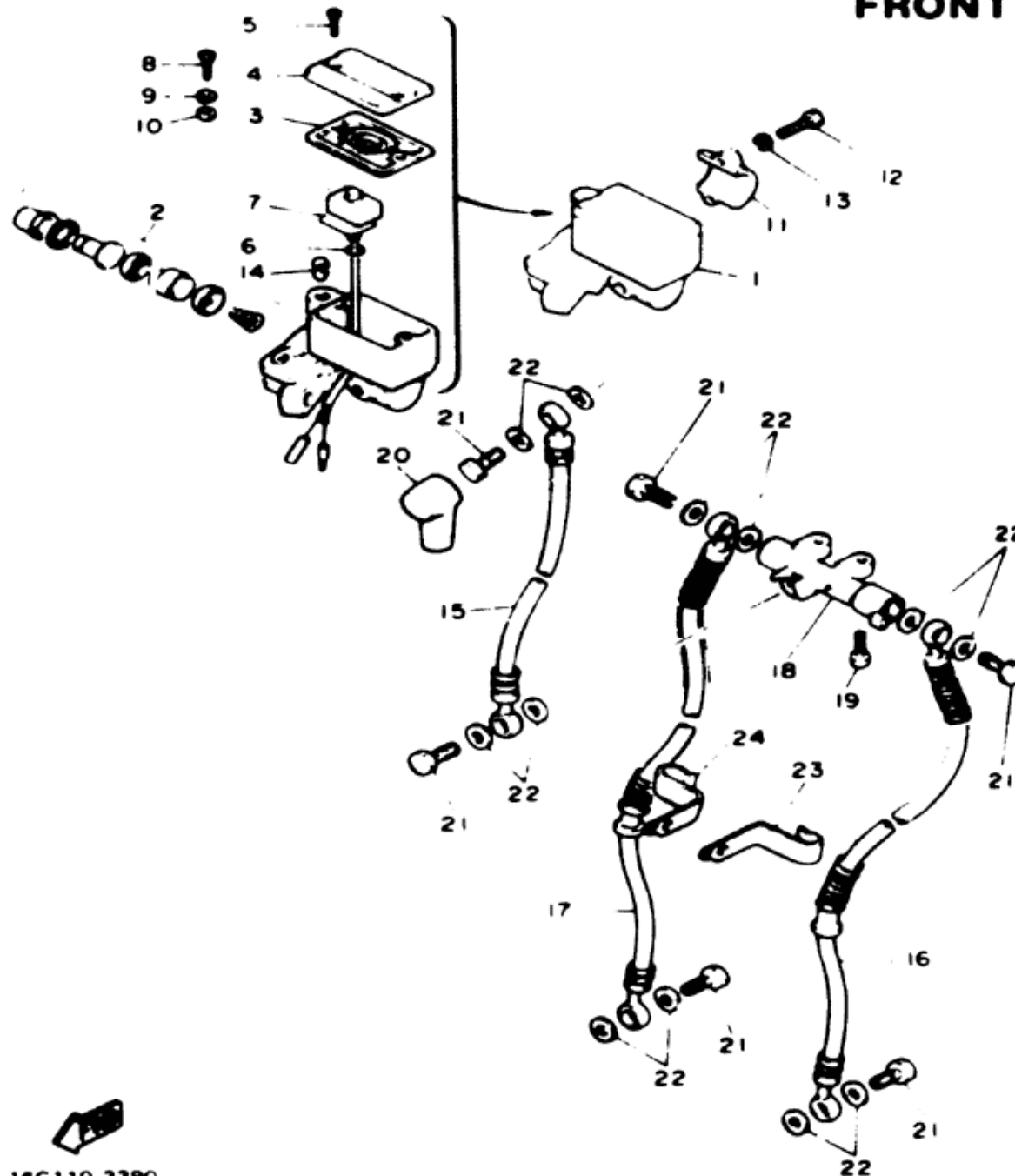
HANDLEBAR - CABLE



Ref No	Part Number	Description	Qty
17	90153-06018-00	SCREW, hexagon	4
18	90387-060E7-00	COLLAR	4
19	92990-06100-00	WASHER, spring (92903-06100)	4
20	92990-06200-00	WASHER, plain (92903-06200)	4
21	16G-26290-10-00	BACK MIRROR ASS'Y (L.H.)	1
22	16G-2629T-01-00	BOOT 1	1
23	16G-26290-00-00	BACK MIRROR ASS'Y (R.H.)	1
24	16G-2629U-01-00	BOOT 2	1
25	16G-26143-00-00	COVER, handlebar upper 1	1
26	90119-06060-00	BOLT, w/washer	2
27	16G-26145-00-00	COVER, handlebar upper 2	1
28	16G-26216-01-00	CAP, handlebar cover (16G-26216-00)	1
29	16G-26226-00-00	BRACKET, handle cover 1	1
30	95801-06012-00	BOLT, flange (95802-06012)	2
31	90480-01176-00	GROMMET	2

16G110-3380

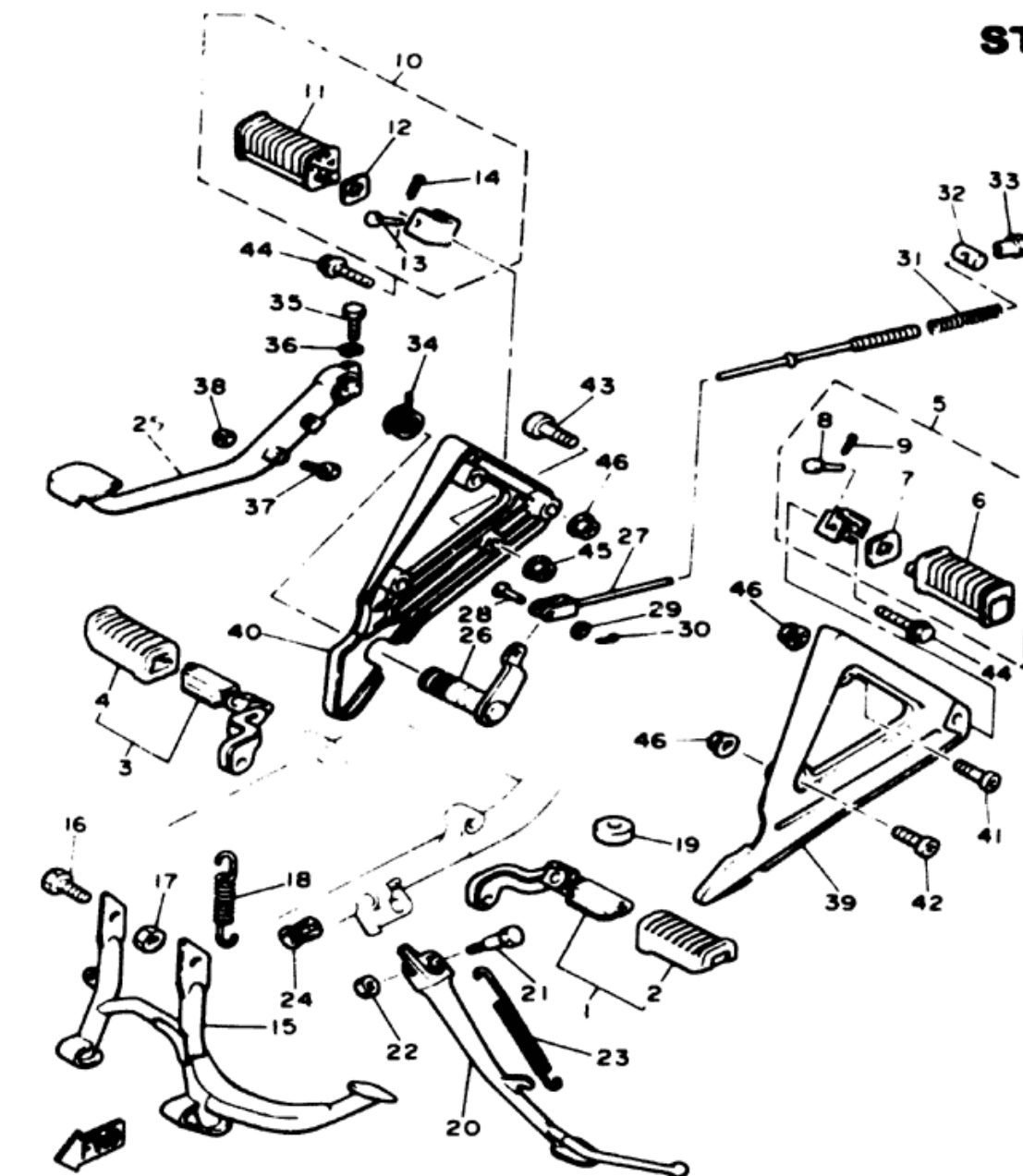
FRONT MASTER CYLINDER



Ref No	Part Number	Description	Qty
1	16G-25850-00-00	MASTER CYLINDER ASS'Y	1
2	4KO-W0041-50-00	CYLINDER KIT, master	1
3	4KO-25854-00-00	DIAPHRAGM, reservoir	1
4	4KO-25852-00-00	CAP, reservoir	1
5	98706-04012-00	SCREW, flat head	2
6	93210-08493-00	O-RING	1
7	16G-85702-00-00	LEAD SWITCH ASS'Y	1
8	98511-04012-00	SCREW, pan head (98501-04012)	1
9	92901-04100-00	WASHER, spring	1
10	92901-04600-00	WASHER, plate	1
11	4LO-25867-00-00	BRACKET, master cylinder	1
12	97316-06025-00	BOLT (97326-06025)	2
13	92906-06100-00	WASHER, spring	2
14	90338-09012-00	PLUG	2
15	16G-25872-00-00	HOSE, brake 1	1
16	16G-25873-00-00	HOSE, brake 2	1
17	16G-25874-00-00	HOSE, brake	1
18	4KO-25885-00-00	JOINT	1
19	91316-06020-00	BOLT	2
20	4LO-25862-00-00	BOOT, master cylinder	1
21	90401-10034-00	BOLT union	6
22	90201-10118-00	WASHER, plate	12
23	16G-25875-00-00	HOLDER, brake hose 1	1
24	16G-25876-00-00	HOLDER, brake hose 2	1

16G110 3390

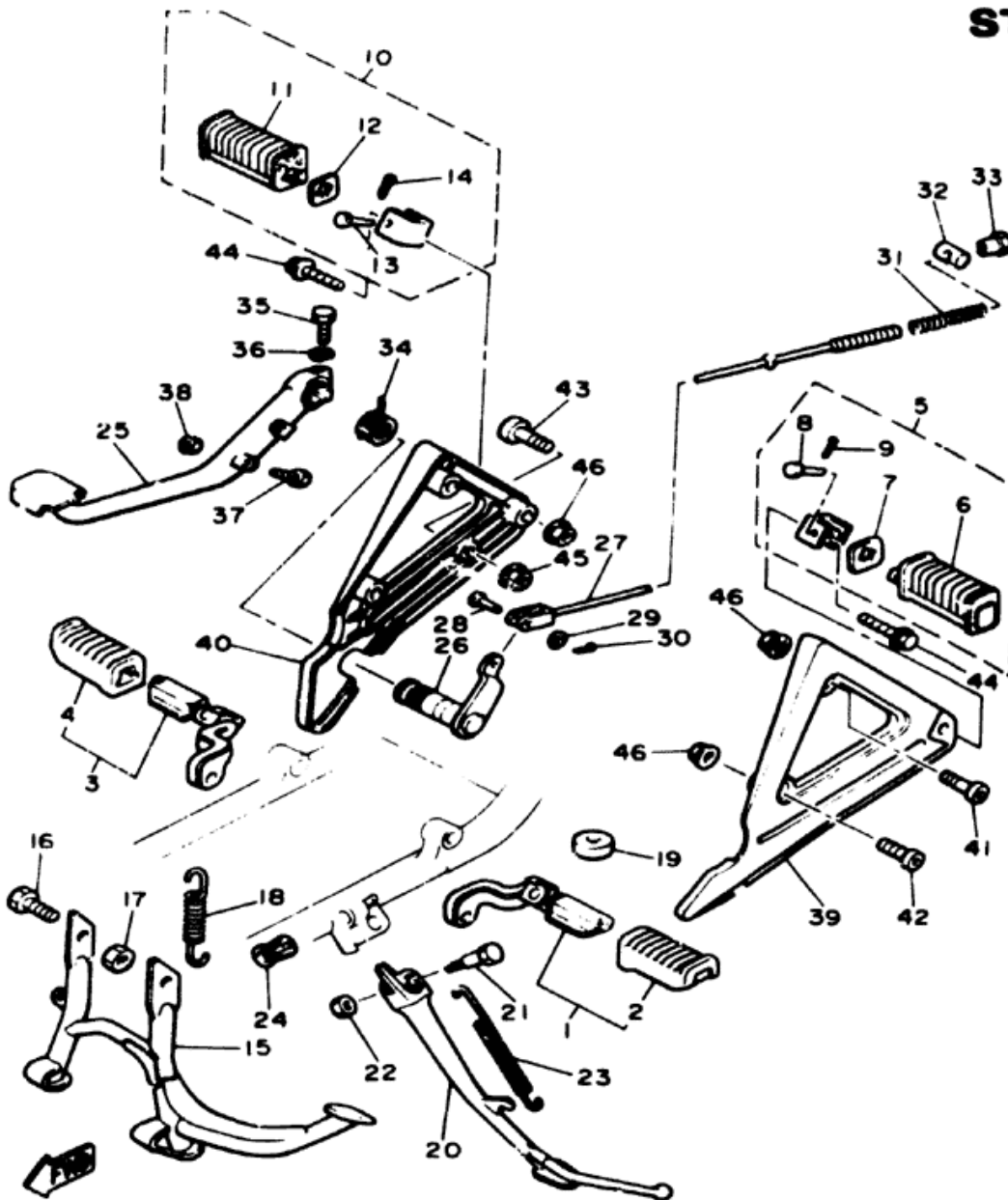
STAND - FOOTREST



16G110-3400

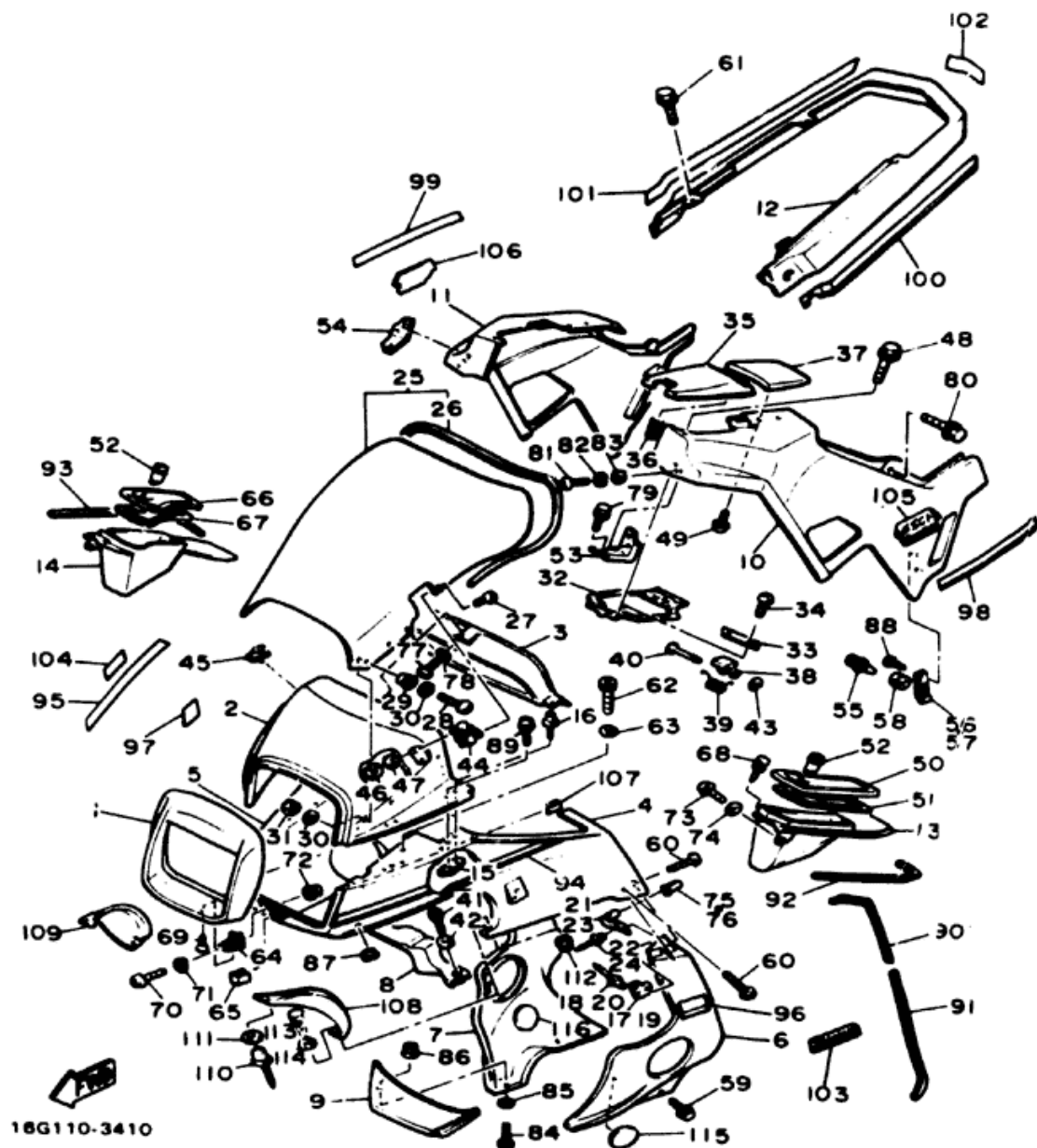
Ref. No	Part Number	Description	Qty	Remarks
1	4K0-27410-00-R4	FRONT FOOTREST ASS'Y (L.H)	1	Black
2	1J7-27413-01-00	COVER, footrest	1	
3	4K0-27420-00-R4	FRONT FOOTREST ASS'Y (R.H)	1	Black
4	1J7-27413-01-00	COVER, footrest	1	
5	5A8-27430-00-00	REAR FOOTREST ASS'Y 1	1	
6	1J7-27433-00-00	COVER, rear footrest	1	
7	90209-18070-00	WASHER	1	
8	91701-08035-00	PIN, clevis	1	
9	91401-18015-00	PIN, cotter	1	
10	5A8-27440-00-00	REAR FOOTREST ASS'Y 2	1	
11	1J7-27444-00-00	COVER, rear footrest	1	
12	90209-18070-00	WASHER	1	
13	91701-08035-00	PIN, clevis	1	
14	91401-18015-00	PIN, cotter	1	
15	16G-27111-00-R4	STAND, main	1	Black
16	90109-10858-00	BOLT	2	
17	90185-10091-00	NUT, self-locking	2	
18	90506-40256-00	SPRING, tension (90506-40284)	1	
19	371-27114-00-00	STOPPER, main stand	1	
20	5V2-27311-00-R4	STAND, side	1	Black
21	90109-10890-00	BOLT	1	
22	95301-10700-00	NUT	1	
23	90507-29033-00	SPRING, tension	1	

STAND - FOOTREST



Ref. No.	Part Number	Description	Qty	Remarks
24	5G2-27351-00-00	GUIDE, side stand	1	
25	16G-27211-00-5R	PEDAL, brake	1	Chrome-Plated Blk
26	16G-27212-00-00	SHAFT, brake pedal	1	
27	4K0-27231-01-00	ROD, brake	1	
28	90240-08067-00	PIN, clevis	1	
29	90201-08083-00	WASHER, plate	1	
30	91401-20015-00	PIN, cotter	1	
31	90501-10245-00	SPRING, compression	1	
32	90249-12008-00	PIN	1	
33	90179-06176-00	NUT	1	
34	90508-40550-00	SPRING, torsion	1	
35	90101-06494-00	BOLT	1	
36	92906-06100-00	WASHER, spring	1	
37	90153-06008-00	SCREW, hexagon	1	
38	90170-06184-00	NUT	1	
39	16G-27442-00-00	BRACKET 2	1	
40	16G-27443-00-00	BRACKET 3	1	
41	91311-10035-00	BOLT	2	
42	91316-10030-00	BOLT	2	
43	91311-08030-00	BOLT	1	
44	95801-10045-00	BOLT, flange	2	
45	95702-08100-00	NUT, flange	1	
46	95701-10500-00	NUT, flange	2	

16G110-3400



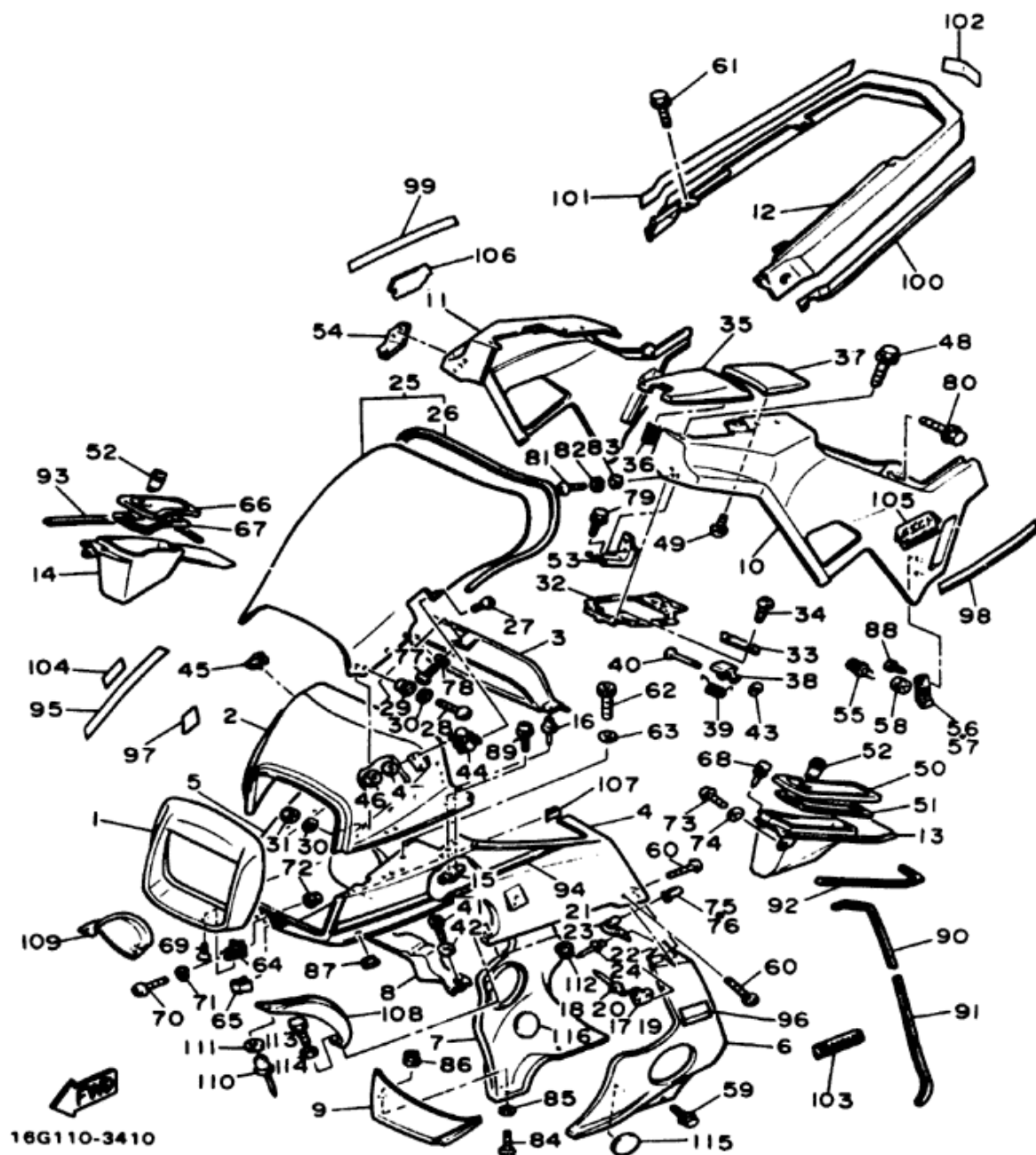
16G110-3410

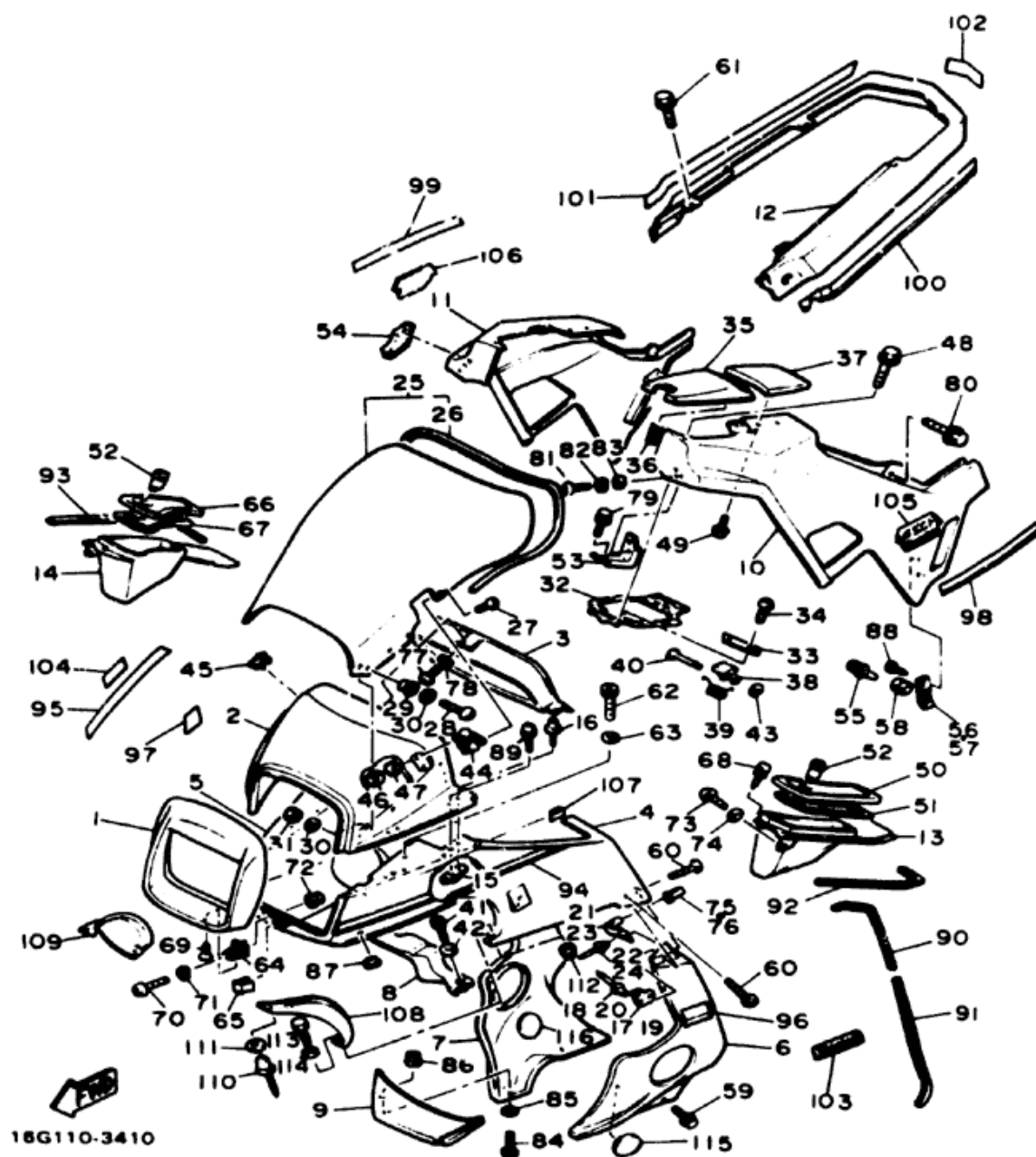
FAIRING

Ref No.	Part Number	Description	Qty	Remarks
1	16G-2835A-00-20	RIM, headlight	1	Crystal Silver
2	16G-2835E-01-98	HOOD 1 (16G-2835E-00-98)	1	Low Gloss Blk
3	16G-2835F-00-00	HOOD 2	1	
4	16G-2835G-00-20	BODY, front upper 1	1	Crystal Silver
5	16G-2835H-00-20	BODY, front upper 2	1	Crystal Silver
6	16G-2835J-00-20	BODY, front under 1	1	Crystal Silver
7	16G-2835K-00-20	BODY, front lower 2	1	Crystal Silver
8	16G-2835L-01-20	COVER, cooler	1	Crystal Silver
9	16G-2835M-00-20	FIN	1	Crystal Silver
10	16G-2835N-00-20	BODY, rear 1	1	Crystal Silver
11	16G-2835R-00-20	BODY, rear 2	1	Crystal Silver
12	16G-2835T-00-20	BODY, rear 3	1	Crystal Silver
3	16G-2835U-00-00	PANEL 1	1	
14	16G-2835V-00-00	PANEL 2	1	
15	16G-2836G-00-00	BRACKET 4	4	
16	90267-32072-00	RIVET, blind	4	
17	16G-2836H-00-00	BRACKET 5	1	
18	90267-32096-00	RIVET, blind	2	
19	16G-2836J-00-00	BRACKET 6	1	
20	90267-32096-00	RIVET, blind	2	
21	16G-28356-00-00	STAY 1	1	
22	90267-32096-00	RIVET, blind	2	
23	16G-28357-00-00	STAY 2	1	

FAIRING

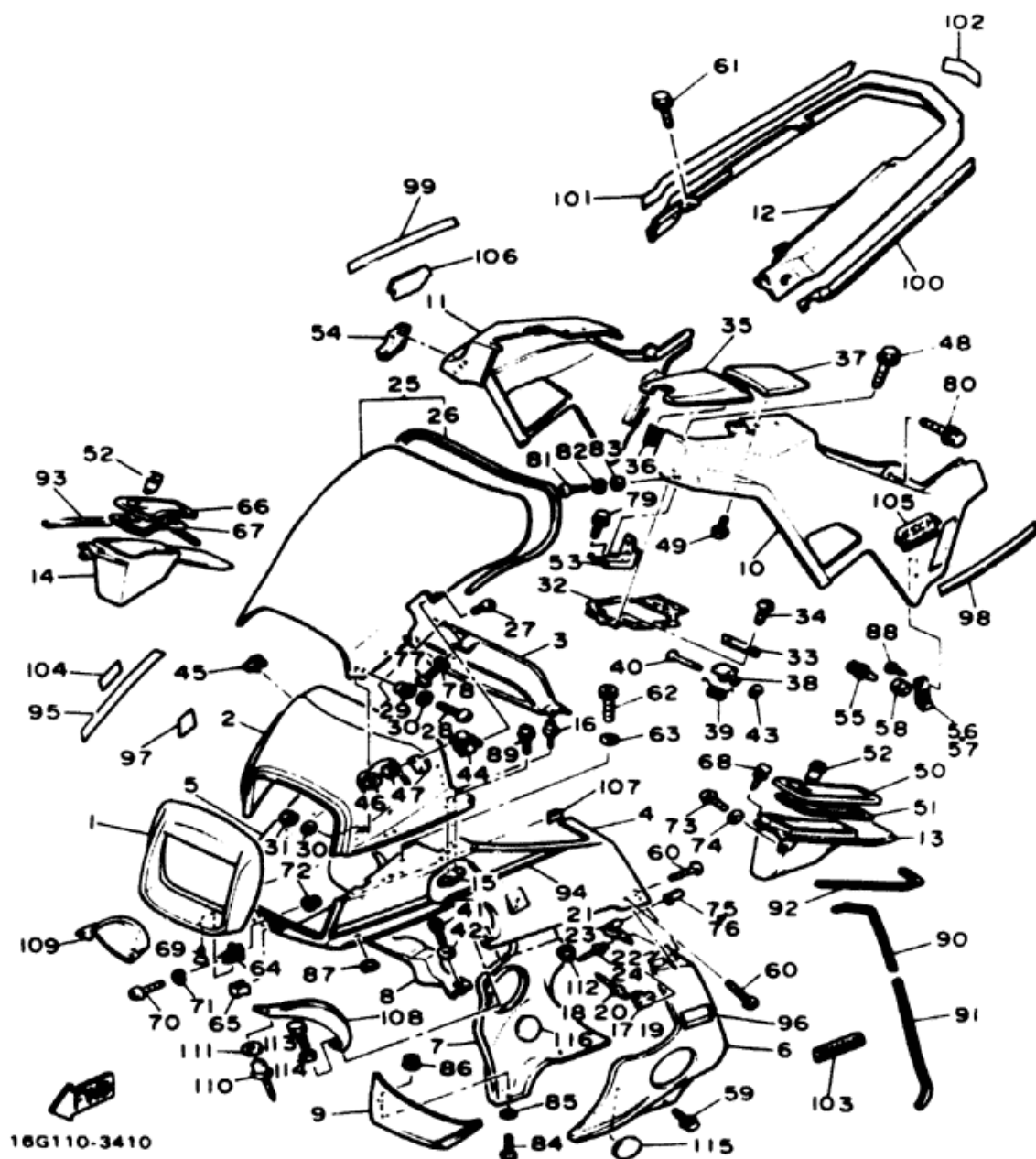
Ref. No.	Part Number	Description	Qty	Remarks
24	90287-32098-00	RIVET, blind	2	
25	16G-28380-00-00	WINDSCREEN ASS'Y	1	
26	16G-28376-02-00	TRIM	1	
27	90157-05032-00	SCREW, pan head	2	
28	90157-05033-00	SCREW, pan head	6	
29	90381-05041-00	BUSH, solid	6	
30	90202-05123-00	WASHER, plate	12	
31	90170-05277-00	NUT	6	
32	16G-28366-00-00	BRACKET	1	
33	16G-28336-00-00	PLATE	1	
34	98506-03006-00	SCREW, pan head	2	
35	16G-28365-00-00	COVER	1	
36	90501-14280-00	SPRING, compression	1	
37	16G-28378-00-00	PAD	1	
38	16G-28379-00-00	HOOK	1	
39	90508-12395-00	SPRING, torsion	1	
40	90249-03017-00	PIN 2 (813-24624-00)	1	
41	91316-06020-00	BOLT	2	
42	90201-08059-00	WASHER, plate	2	
43	93430-02001-00	CIRCLIP	1	
44	16G-2629N-00-00	BRACKET, mirror 1	1	
45	16G-2629R-00-00	BRACKET, mirror 1	1	
46	95301-06700-00	NUT (95302-06700)	4	





FAIRING

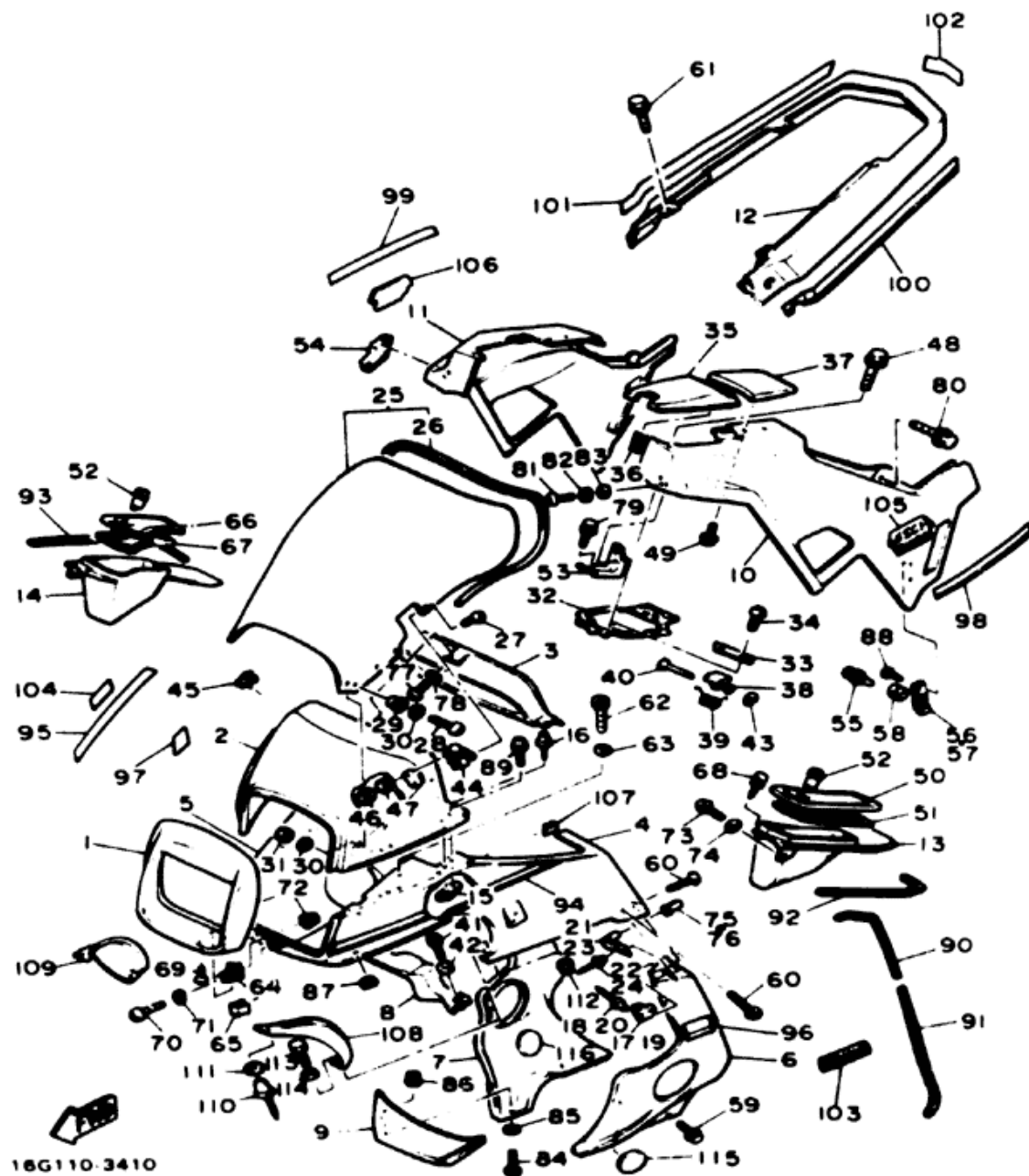
Ref No	Part Number	Description	Qty	Remarks
47	92990-06200-00	WASHER (92903-06200)	4	
43	90119-06042-00	BOLT, w/washer.....	4	
49	97701-50112-00	SCREW, tapping.....	4	
50	16G-28396-00-00	PLATE 1.....	1	
51	16G-2837J-00-00	DAMPER 5.....	1	
52	26H-21708-00-00	POCKET LOCK ASS'Y (16G-W2172-00).....	2	
53	16G-28321-00-00	STAY, leg shield (L.H.)	1	
54	16G-28322-00-00	STAY, leg shield (R.H.)	1	
55	16G-28342-00-00	JOINT.....	2	
56	16G-2833E-00-00	BRACET 8.....	1	
57	16G-2833A-00-00	BRACET 7.....	1	
58	90480-01141-00	GROMMET.....	2	
59	90119-06043-00	BOLT, w/washer.....	2	
60	90150-06012-00	CREW, round head...	4	
61	90119-06043-00	BOLT, w/washer.....	4	
62	91316-08025-00	BOLT.....	2	
63	92906-08200-00	WASHER, plain.....	2	
64	16G-28367-00-00	BRACKET.....	1	
65	16G-2836F-00-00	BRACKET 3.....	1	
66	16G-28397-00-00	PLATE 2.....	1	
67	16G-2837K-00-00	DAMPER 6.....	1	
68	16G-28372-00-00	DAMPER.....	2	
69	98701-05012-00	SCREW, flat head.....	1	



16G110-3410

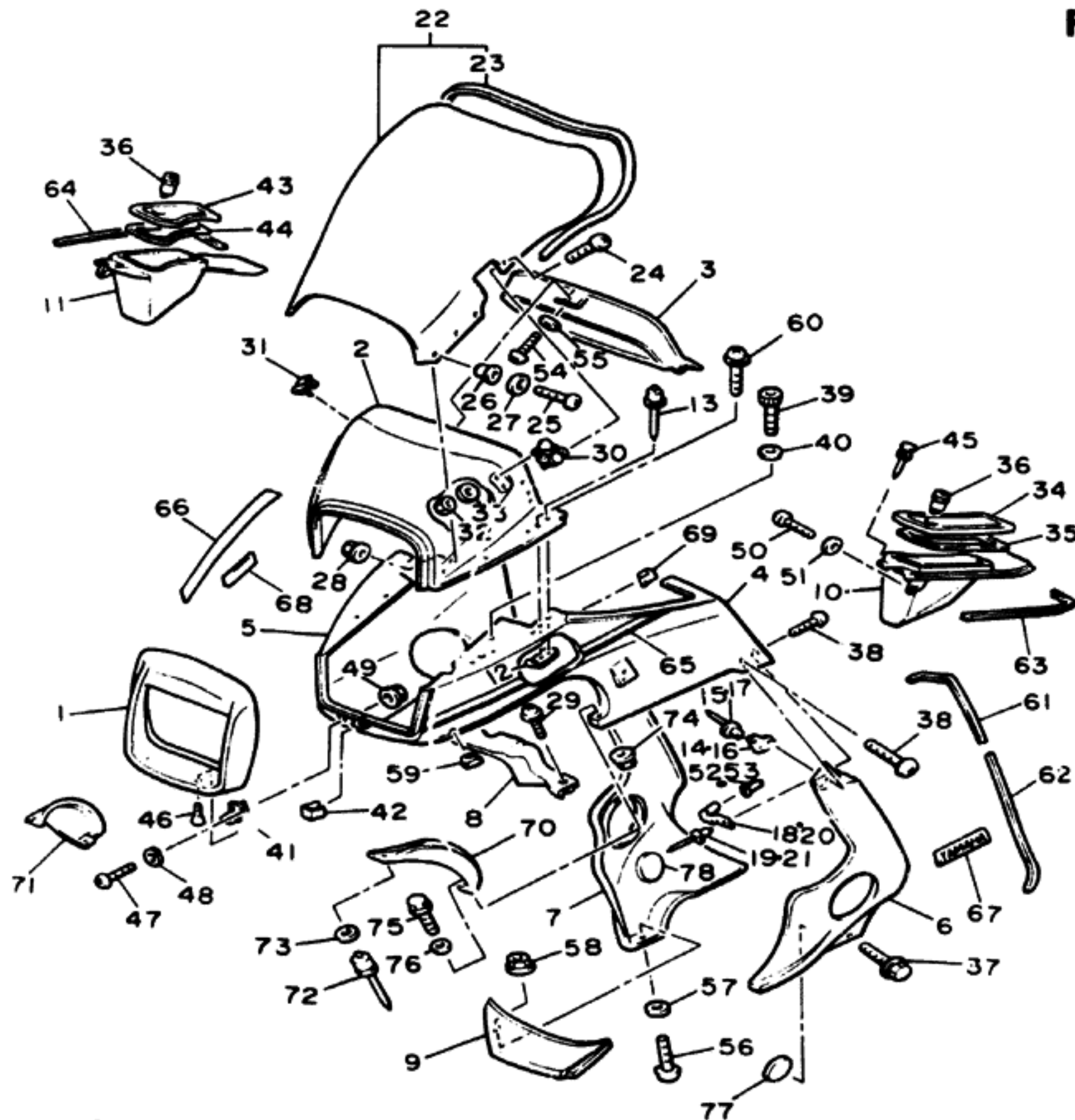
FAIRING

Ref No	Part Number	Description	Qty	Remarks
70	98506-05016-00	SCREW, pan head	1	
71	92906-05100-00	WASHER, spring	1	
72	95706-05500-00	NUT, flange (95706-05100)	1	
73	97780-50512-00	SCREW, tapping (97701-50512)	6	
74	92906-05200-00	WASHER, plain	6	
75	90480-16185-00	GROMMET	1	
76	90480-16185-00	GROMMET	1	
77	97780-50516-00	SCREW, pan head tapping (97701-50516)	3	
78	92906-05200-00	WASHER, plain	3	
79	90119-06044-00	BOLT, w/washer	2	
80	90119-06043-00	BOLT, w/washer	2	
81	98580-05012-00	SCREW, pan head (98503-05012)	4	
82	92903-05100-00	WASHER, spring	4	
83	92901-05800-00	WASHER, plate	4	
84	92580-06020-00	SCREW, pan head (92503-06020)	2	
85	92901-06800-00	WASHER, plate	2	
86	95701-06500-00	NUT, flange (95701-06100)	2	
87	90480-10068-00	GROMMET	2	
88	97780-50512-00	SCREW, tapping (97701-50512)	4	
89	90159-06014-00	SCREW, w/washer	4	
90	16G-28345-00-00	MOLE 1	2	
91	16G-28346-00-00	MOLE 2	2	
92	16G-2830L-00-00	MOLE COMP 1	1	



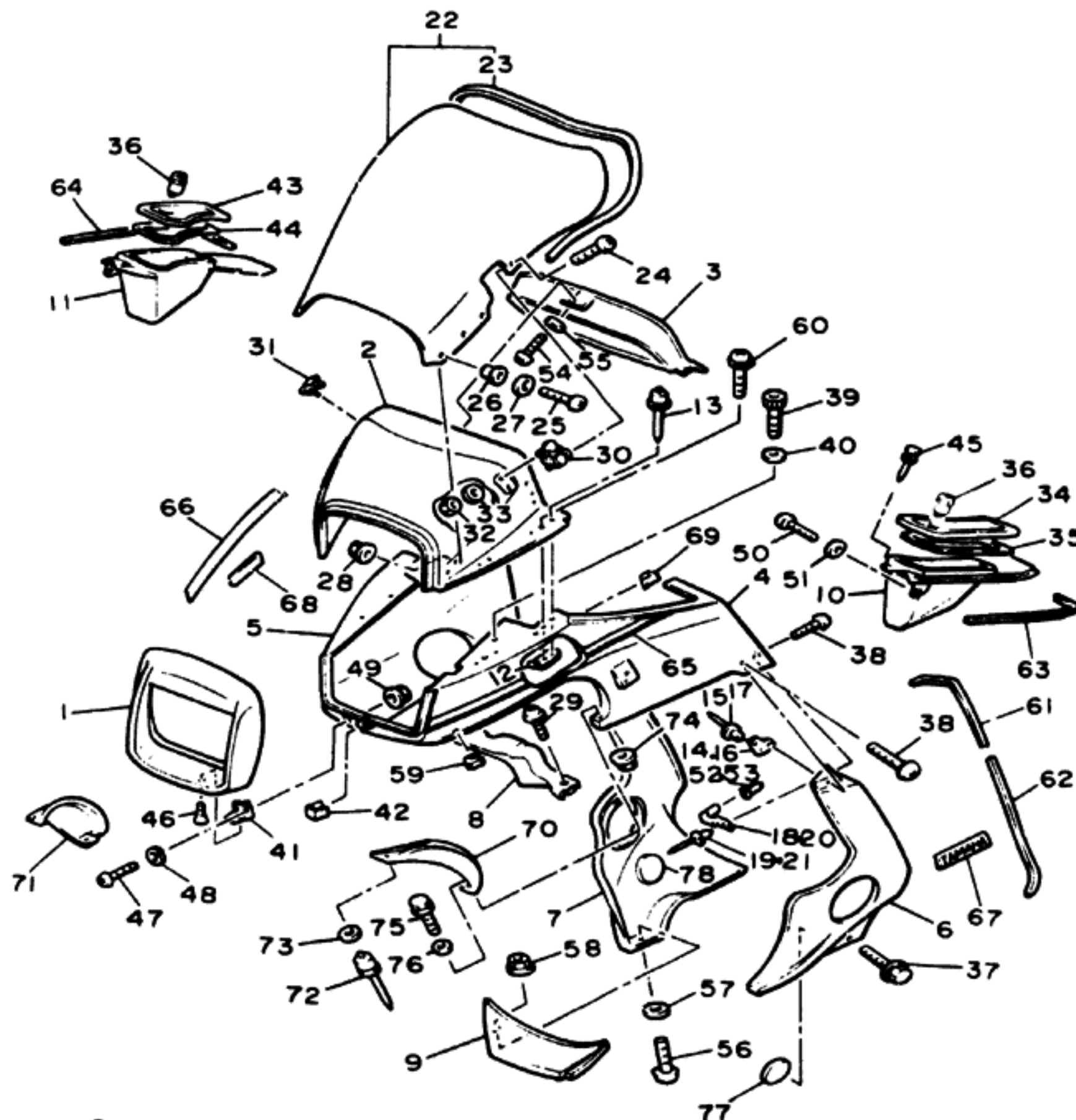
FAIRING

Ref No	Part Number	Description	Qty	Remarks
93	16G-2830M-00-00	MOLE COMP 2.....	1	
94	16G-28393-00-00	GRAPHIC 3.....	1	
95	16G-28394-00-00	GRAPHIC 4.....	1	
96	16G-28398-00-00	GRAPHIC 5.....	1	
97	16G-28399-00-00	GRAPHIC 6.....	1	
98	16G-2839A-00-00	GRAPHIC 7.....	1	
99	16G-2839E-00-00	GRAPHIC 8.....	1	
100	16G-2839F-00-00	GRAPHIC 9.....	1	
101	16G-2839G-00-00	GRAPHIC 10.....	1	
102	16G-2839H-00-00	EMBLEM 1.....	1	
103	3X0-24161-20-00	EMBLEM 1.....	1	
104	3X0-24161-20-00	EMBLEM 1.....	1	
105	16G-21781-00-00	EMBLEM 1.....	1	
106	16G-21782-00-00	EMBLEM 2.....	1	
107	16G-28334-00-00	CLIP, cowling.....	1	
108	16G-2137W-00-00	SCOOP, air 1.....	1	
109	16G-2137X-00-00	SCOOP, air 2.....	1	
110	90267-32072-00	RIVET, blind.....	4	
111	92906-03200-00	WASHER.....	4	
112	95706-06100-00	NUT, flange.....	2	
113	97306-06035-00	BOLT.....	2	
114	90201-06059-00	WASHER, plate.....	2	
115	16G-28371-00-00	DAMPER.....	1	
116	16G-28371-00-00	DAMPER.....	1	



FAIRING 1

Ref. No.	Part Number	Description	Qty	Remarks
1	16G-2835A-00-20	RIM, headlight	1	Crystal Silver
2	16G-2835E-01-98	HOOD 1 (16G-2835E-00-98)	1	Low Gloss Blk
3	16G-2835F-00-00	HOOD 2	1	
4	16G-2835G-00-20	BODY, front upper 1	1	Crystal Silver
5	16G-2835H-00-20	BODY, front upper 2	1	Crystal Silver
6	16G-2835J-00-20	BODY, front lower 1	1	Crystal Silver
7	16G-2835K-00-20	BODY, front lower 2	1	Crystal Silver
8	16G-2835L-01-20	COVER, cooler	1	Crystal Silver
9	16G-2835M-00-20	FIN	1	Crystal Silver
10	16G-2835U-00-00	PANEL, 1	1	
11	16G-2835V-00-00	PANEL, 2	1	
12	16G-2836G-00-00	BRACKET 4	4	
13	90267-32072-00	RIVET, blind	4	
14	16G-2836H-00-00	BRACKET 5	1	
15	90267-32096-00	RIVET, blind	2	
16	16G-2836J-00-00	BRACKET 6	1	
17	90267-32096-00	RIVET, blind	2	
18	16G-28356-00-00	STAY 1	1	
19	90267-32096-00	RIVET, blind	2	
20	16G-28357-00-00	STAY 2	1	
21	90267-32096-00	RIVET, blind	2	
22	16G-28380-00-00	WINDSCREEN ASS'Y	1	
23	16G-28376-02-00	TRIM	1	
24	90157-05032-00	SCREW, pan head	2	
25	90157-05033-00	SCREW, pan head	6	
26	90381-05041-00	BUSH, solid	6	

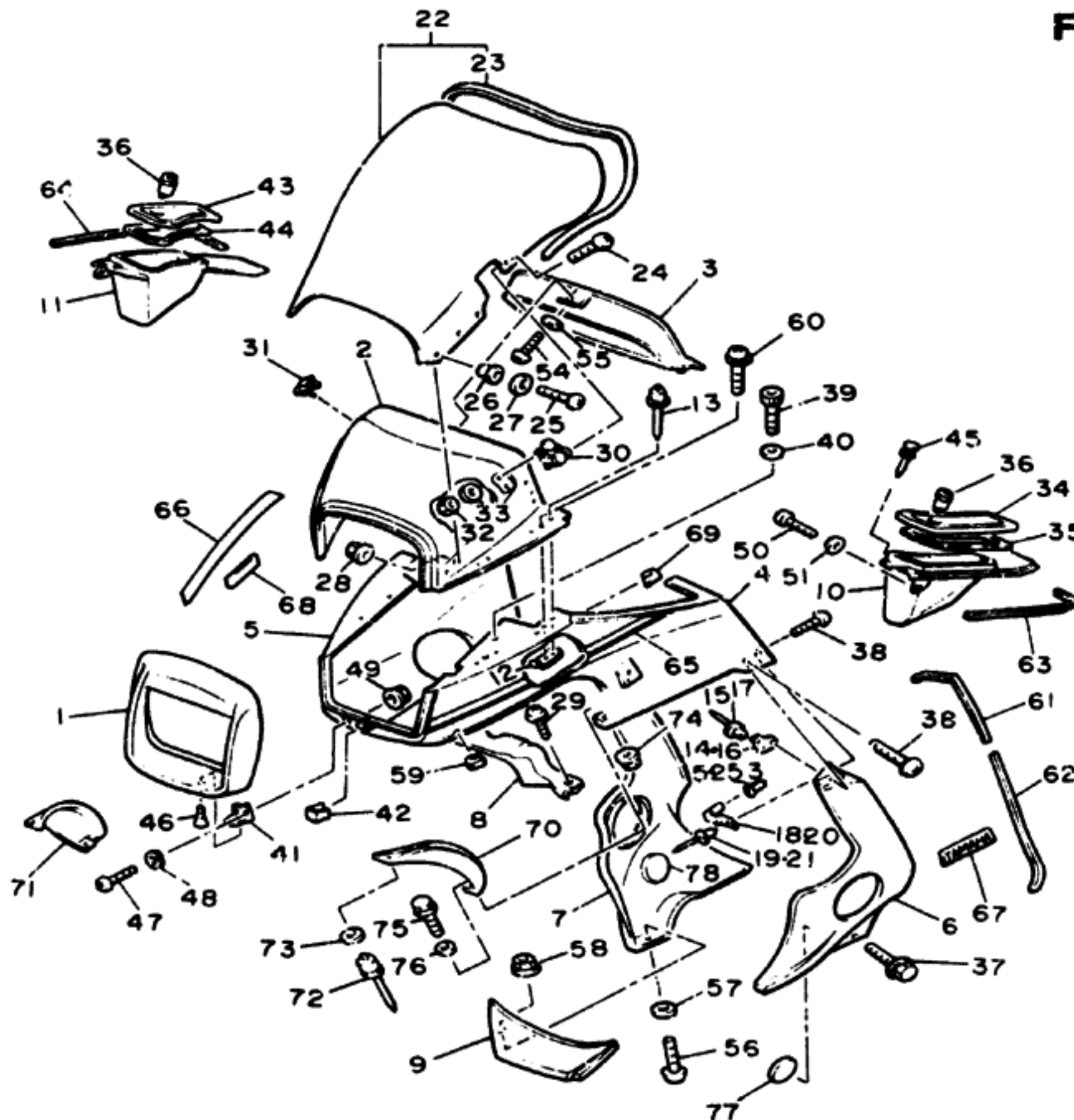


FAIRING 1

Ref. No.	Part Number	Description	Qty	Remarks
27	90202-05123-00	WASHER, plate	6	
28	95701-05100-00	NUT, flange (95702-05100)	6	
29	90159-06016-00	SCREW, w/washer	2	
30	16G-2629N-00-00	BRACKET, mirror 1	1	
31	16G-2629R-00-00	BRACKET, mirror 1	1	
32	95301-06700-00	NUT (95302-06700)	4	
33	92990-06200-00	WASHER (92903-06200)	4	
34	16G-28396-00-00	PLATE 1	1	
35	16G-2837J-00-00	DAMPER 5	1	
36	26H-21708-00-00	POCKET LOCK ASS'Y (16G-W2172-00)	2	
37	90119-06043-00	BOLT, w/washer	2	
38	90150-06012-00	SCREW, round head	4	
39	91316-08025-00	BOLT	2	
40	92906-08200-00	WASHER, plain	2	
41	16G-28367-00-00	BRACKET	1	
42	16G-2836F-00-00	BRACKET 3	1	
43	16G-28397-00-00	PLATE 2	1	
44	16G-2837K-00-00	DAMPER 6	1	
45	16G-28372-00-00	DAMPER	2	
46	98701-05012-00	SCREW, flat head	1	
47	98506-05016-00	SCREW, pan head	1	
48	92306-05100-00	WASHER, spring	1	
49	95706-05500-00	NUT, flange (95706-05100)	1	
50	97780-50512-00	SCREW, tapping (97701-50512)	6	
51	92906-05200-00	WASHER, plain	6	
52	90480-16185-00	GROMMET	1	



16G110-3411



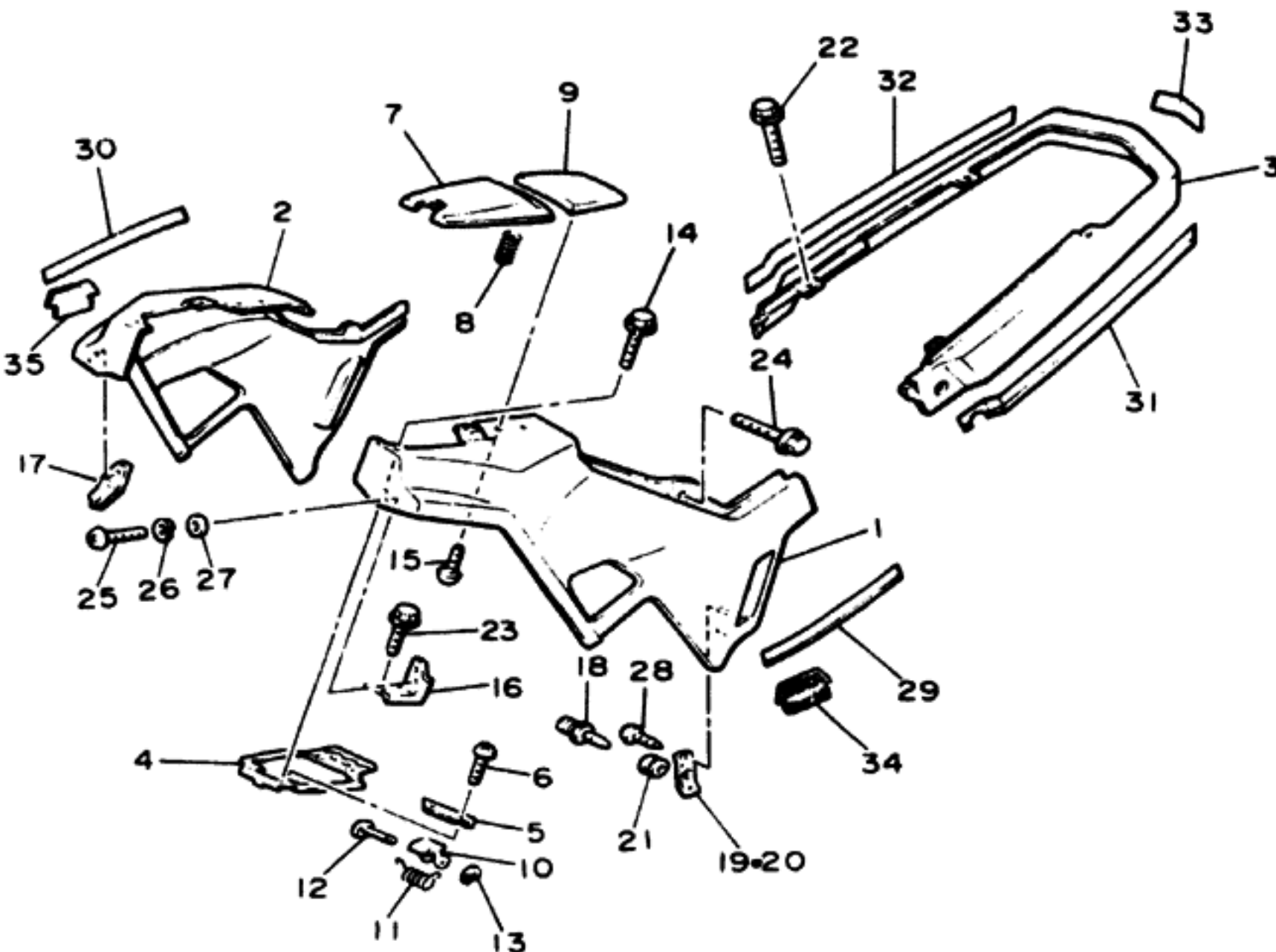
FAIRING 1

Ref. No.	Part Number	Description	Qty	Remarks
53	90480-16185-00	GROMMET	1	
54	97780-50516-00	SCREW, panhead tapping (97701-50516)	3	
55	92906-05200-00	WASHER, plain	3	
56	92580-06020-00	SCREW, pan head (92503-06020)	2	
57	92901-06600-00	WASHER, plate	2	
58	95701-06500-00	NUT, flange (95701-06100)	2	
59	90480-10068-00	GROMMET	2	
60	90159-06014-00	SCREW, w/washer	4	
61	16G-28345-00-00	MOLE 1	2	
62	16G-28346-00-00	MOLE 2	2	
63	16G-2830L-00-00	MOLE COMP. 1	1	
64	16G-2830M-00-00	MOLE COMP. 2	1	
65	16G-28393-10-00	GRAPHIC 3	1	
66	16G-28394-10-00	GRAPHIC 4	1	
67	3X0-24161-20-00	EMBLEM 1	1	
68	3X0-24161-20-00	EMBLEM 1	1	
69	16G-28334-00-00	CLIP, cowling	1	
70	16G-2137W-00-00	SCOOP, air 1	1	
71	16G-2137X-00-00	SCOOP, air 2	1	
72	90267-32072-00	RIVET, blind	4	
73	92906-03200-00	WASHER	4	
74	95706-06100-00	NUT, flange	2	
75	95806-06040-00	BOLT, flange	2	
76	90201-06059-00	WASHER, plate	2	
77	16G-28371-00-00	DAMPER	1	
78	16G-28371-00-00	DAMPER	1	



16G110-3411

FAIRING 2

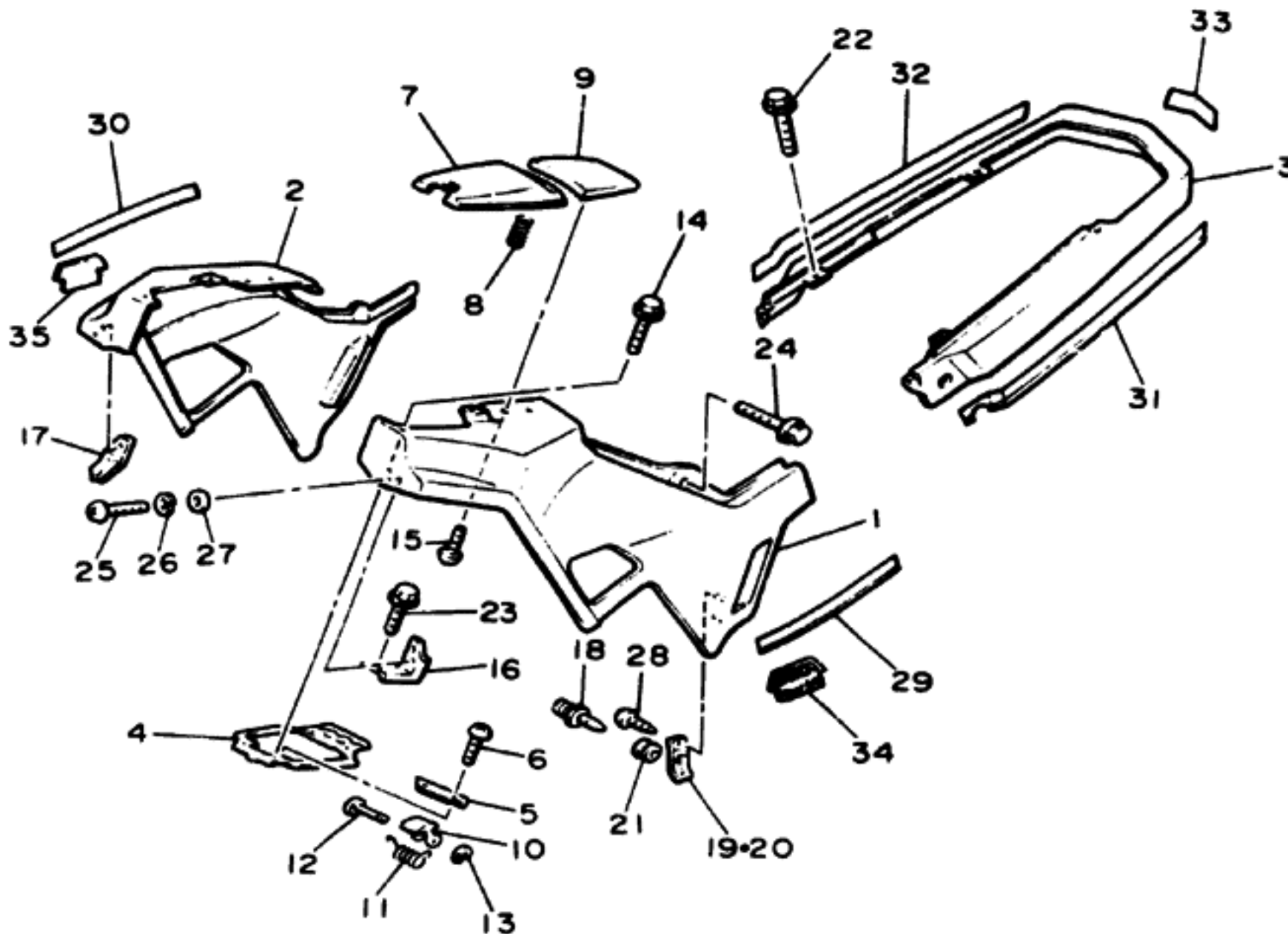


Ref. No.	Part Number	Description	Qty	Remarks
1	16G-2835N-00-20	BODY, rear 1.....	1	Crystal Silver
2	16G-2835R-00-20	BODY, rear 2.....	1	Crystal Silver
3	16G-2835T-00-20	BODY, rear 3.....	1	Crystal Silver
4	16G-28366-00-00	BRACKET	1	
5	16G-28336-00-00	PLATE	1	
6	98506-03006-00	SCREW, pan head	2	
7	16G-28365-00-00	COVER.....	1	
8	90501-14280-00	SPRING, compression	1	
9	16G-28378-00-00	PAD	1	
10	16G-28379-00-00	HOOK.....	1	
11	90508-12395-00	SPRING, torsion.....	1	
12	90249-03017-00	PIN 2 (813-24624-00)	1	
13	93430-02001-00	CIRCLIP	1	
14	90119-06042-00	BOLT, w/washer.....	4	
15	97702-50112-00	SCREW, tapping.....	4	
16	16G-28321-00-00	STAY, leg shield (L.H.)	1	
17	16G-28322-00-00	STAY, leg shield (R.H.)	1	
18	16G-28342-00-00	JOINT	2	
19	16G-2833E-00-00	BRACKET 8.....	1	
20	16G-2833A-00-00	BRACKET 7.....	1	



16G110-3421

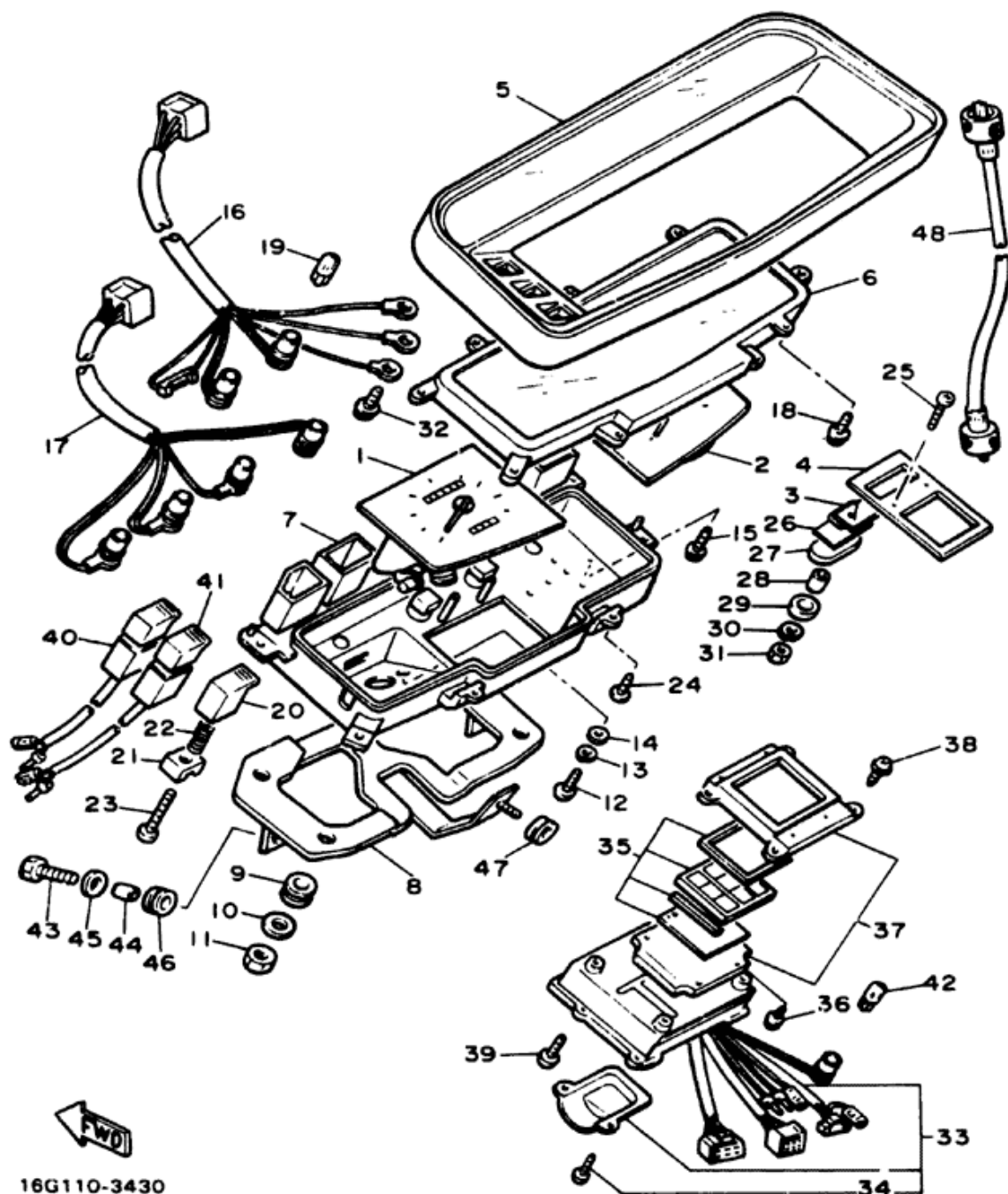
FAIRING 2



Ref. No.	Part Number	Description	Qty	Remarks
21	90480-01141-00	GROMMET	2	
22	90119-06043-00	BOLT, w/washer.	4	
23	90119-06044-00	BOLT, w/washer.	2	
24	90119-06043-00	BOLT, w/washer.	2	
25	98580-05012-00	SCREW, pan head (98503-05012)	4	
26	92903-05100-00	WASHER, spring	4	
27	92901-05600-00	WASHER, plate	4	
28	97780-50512-00	SCREW, tapping (97701-50512)	4	
29	16G-2839A-10-00	GRAPHIC 7	1	
30	16G-2839E-10-00	GRAPHIC 8	1	
31	16G-2839F-10-00	GRAPHIC 9	1	
32	16G-2839G-10-00	GRAPHIC 10	1	
33	16G-2839H-00-00	EMBLEM 1	1	
34	16G-21781-00-00	EMBLEM 1	1	
35	16G-21782-00-00	EMBLEM 2	1	



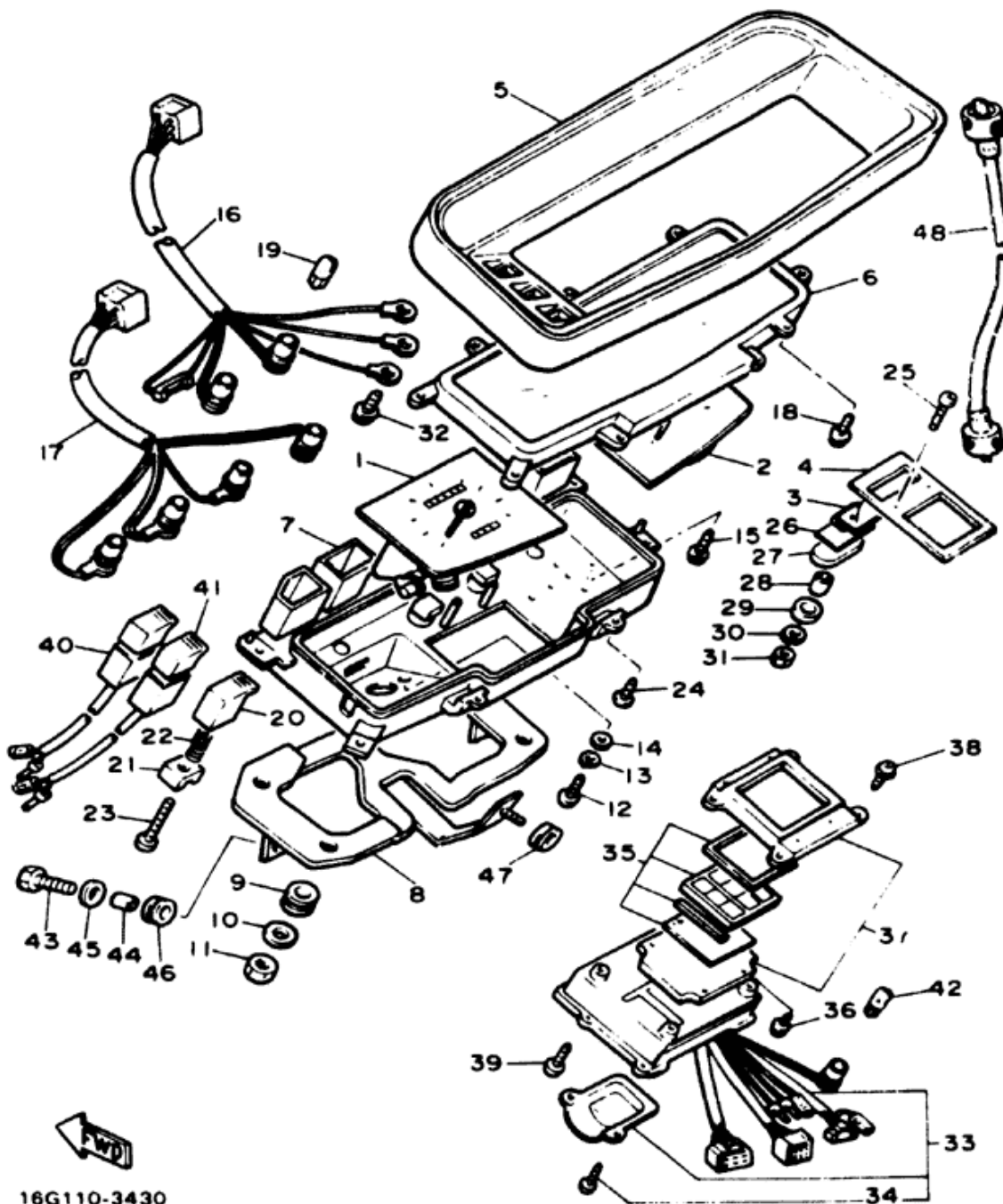
16G110-3421



METER

Ref. No.	Part Number	Description	Qty	Remarks
1	16G-83570-A0-00	SPEEDOMETER ASS'Y	1	
2	16G-83540-00-00	TACHOMETER ASS'Y	1	
3	16G-83680-00-00	BOOST PRESSURE METER ASS'Y	1	
4	16G-83613-00-00	PANEL, meter 2	1	
5	16G-83559-00-00	COVER, meter	1	
6	16G-8353G-00-00	CASE, upper	1	
7	16G-8353H-00-00	CASE, inner	1	
8	16G-83519-00-00	BRACKET, meter	1	
9	5G2-83523-00-00	DAMPER	4	
10	90201-06557-00	WASHER, plate	4	
11	95301-06700-00	NUT	4	
12	98501-04008-00	SCREW, pan head	2	
13	92901-04100-00	WASHER, spring	2	
14	92901-04600-00	WASHER, plate	2	
15	90159-04043-00	SCREW, w/washer	2	
16	16G-83520-10-00	SOCKET CORD ASS'Y	1	
17	16G-83509-00-00	SOCKET CORD ASS'Y	1	
18	90159-03044-00	SCREW, w/washer	3	
19	4G1-84744-00-00	BULB (12V-3.4W)	6	
20	16G-83578-00-00	KNOB, trip meter	1	
21	16G-8353Y-00-00	LEVER, trip meter	1	
22	16G-83515-00-00	SPRING, meter	1	
23	90164-03010-00	SCREW, tapping	1	
24	90164-04011-00	SCREW, tapping	7	
25	90164-03010-00	SCREW, tapping	2	

16G110-3430

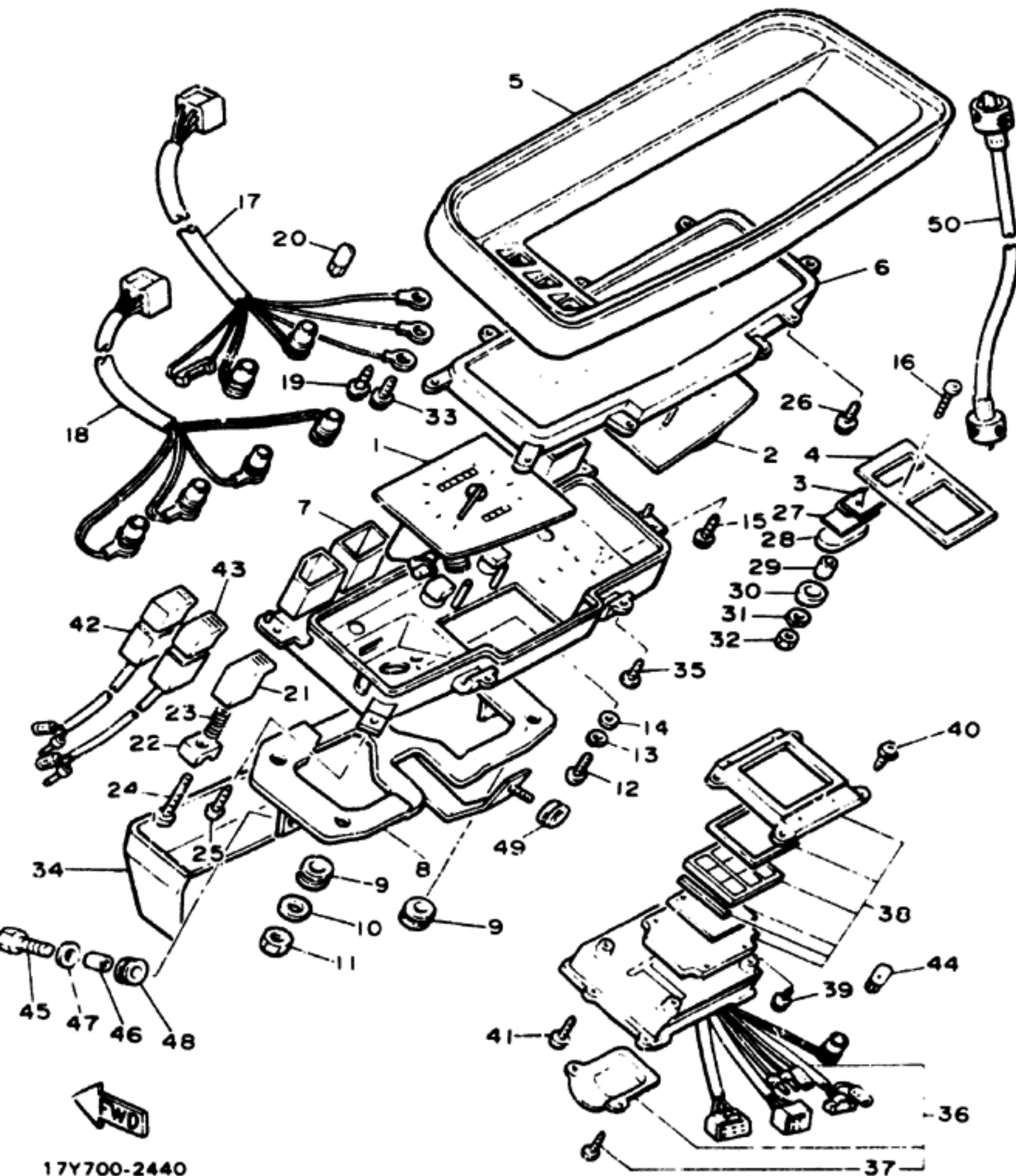


16G110-3430

METER

Ref. No.	Part Number	Description	Qty	Remarks
26	16G-83544-00-00	PLATE, fitting	1	
27	16G-83523-00-00	DAMPER	1	
28	16G-83522-00-00	COLLAR	2	
29	4G0-83526-00-00	DAMPER 2	2	
30	92901-04100-00	WASHER, spring	2	
31	95301-04700-00	NUT	2	
32	90159-03044-00	SCREW, w/washer	3	
33	10M-W8352-00-00	PRINT BOARD ASS'Y	1	
34	97702-40508-00	SCREW, tapping	2	
35	16G-W8351-00-00	LCD UNIT SET	1	
36	90159-04055-00	SCREW, w/washer	4	
37	16G-W8353-00-00	LCD UNIT HOLDER SET	1	
38	90159-03054-00	SCREW, w/washer	4	
39	90164-04006-00	SCREW, tapping	4	
40	16G-8358J-10-00	SWITCH, meter control	1	
41	16G-8358J-20-00	SWITCH, meter control	1	
42	4G1-84744-00-00	BULB (12V-3.4W)	1	
43	97301-06025-00	BOLT (97302-06025)	2	
44	90387-06595-00	SPACER (90560-07007)	2	
45	90201-06067-00	WASHER, plate	2	
*46	90480-14023-00	GROMMET (90480-14123)	2	
47	90480-01288-00	GROMMET	1	
48	4V5-83550-00-00	SPEEDOMETER CABLE ASS'Y	1	

* Indicates new part numbers activated from March, 1986.

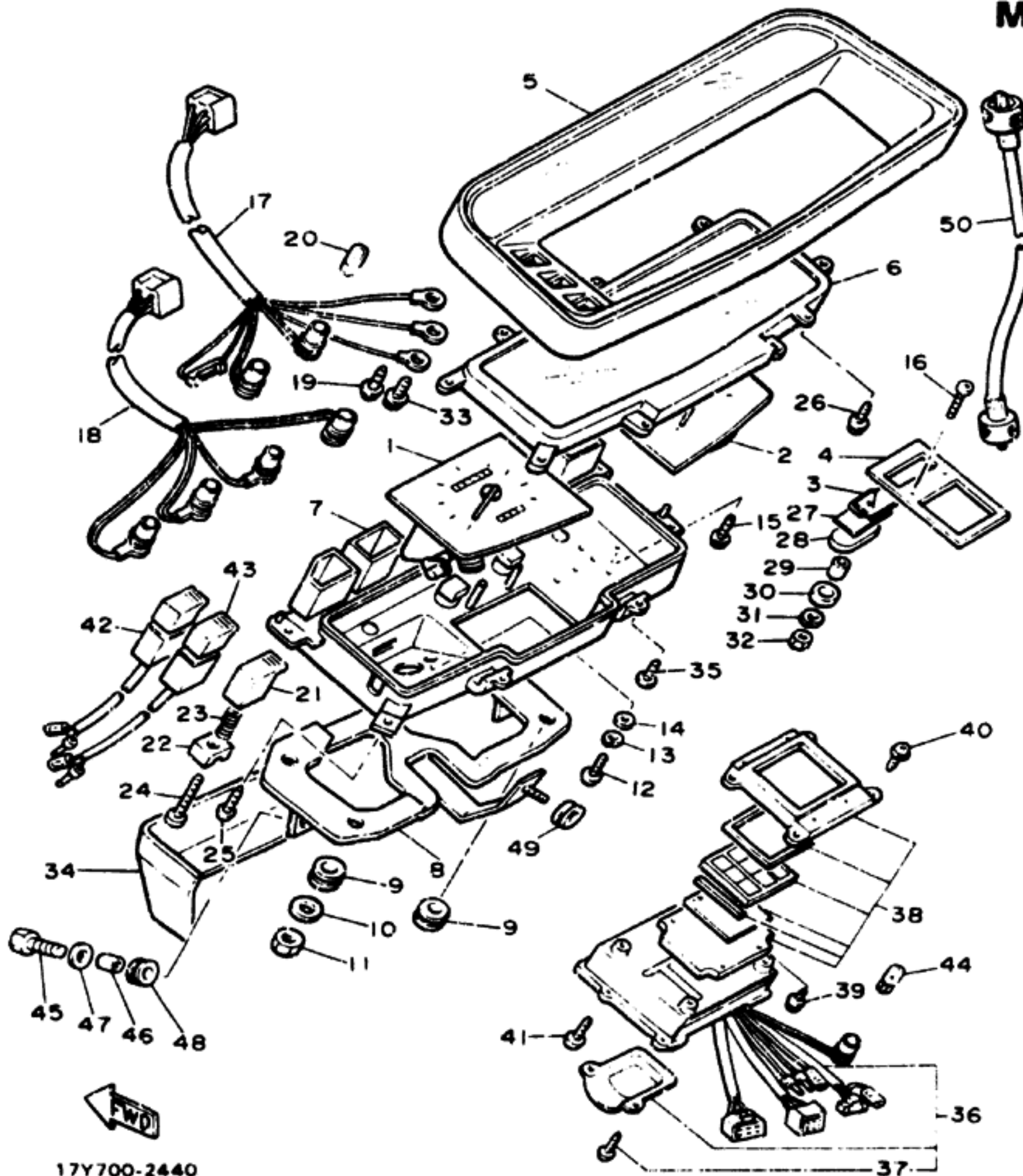


METER

Ref. No.	Part Number	Description	Qty	Remarks
1	16G-83570-A0-00	SPEEDOMETER ASS'Y	1	
2	16G-83540-00-00	TACHOMETER ASS'Y	1	
3	16G-83680-00-00	BOOST PRESSURE METER ASS'Y	1	
4	16G-83613-00-00	PANEL, meter 2	1	
5	16G-83559-00-00	COVER, meter	1	
6	16G-8353G-00-00	CASE, upper	1	
7	16G-8353H-00-00	CASE, inner	1	
8	16G-83519-00-00	BRACKET, meter	1	
9	5G2-83523-00-00	DAMPER	4	
10	90201-065F3-00	WASHER, plate (90201-06557)	4	
11	95301-06700-00	NUT	4	
12	98501-04008-00	SCREW, pan head	2	
13	92901-04100-00	WASHER, spring	2	
14	92901-04600-00	WASHER, plate	2	
15	90159-04043-00	SCREW, w/washer	2	
16	90164-02012-00	SCREW, tapping	2	
17	16G-83520-10-00	SOCKET CORD ASS'Y	1	
18	16G-83509-00-00	SOCKET CORD ASS'Y	1	
19	90159-03044-00	SCREW, w/washer	3	
20	4G1-84744-00-00	BULB (12V-3.4W)	6	
21	16G-83578-00-00	KNOB, trip meter	1	
22	16G-8353Y-00-00	LEVER, trip meter	1	
23	16G-83515-00-00	SPRING, meter	1	
24	90164-03010-00	SCREW, tapping	1	
25	90164-04011-00	SCREW, tapping	7	

17Y700-2440

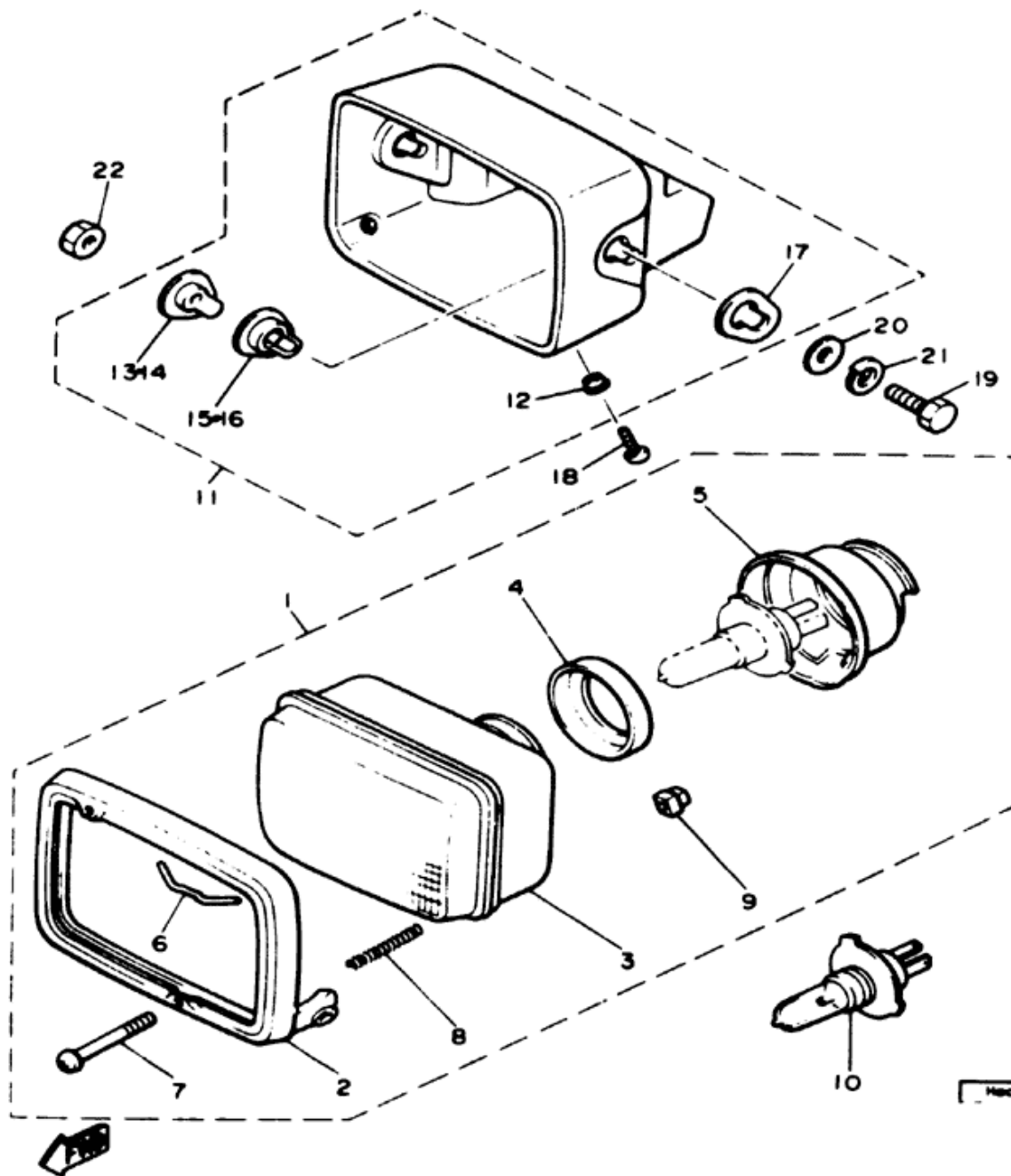
METER



Ref. No.	Part Number	Description	Qty	Remarks
26	90164-03010-00	SCREW, tapping.....	2	
27	16G-83544-00-00	PLATE, fitting.....	1	
28	16G-83523-00-00	DAMPER.....	1	
29	16G-83522-00-00	COLLAR.....	2	
30	4G0-83526-00-00	DAMPER 2.....	2	
31	92901-04100-00	WASHER, spring.....	2	
32	95301-04700-00	NUT.....	2	
33	90159-03044-00	SCREW, w/washer....	3	
34	16G-83579-00-00	COVER, meter 2.....	1	
35	90164-04006-00	SCREW, tapping.....	2	
36	10M-W8352-00-00	PRINT BOARD ASS'Y	1	
37	97702-40508-00	SCREW, tapping.....	2	
38	16G-W8351-01-00	LCD UNIT SET.....	1	
39	90159-04055-00	SCREW, w/washer....	4	
40	90159-03054-00	SCREW, w/washer....	4	
41	90164-04006-00	SCREW, tapping.....	4	
42	16G-8358J-10-00	SWITCH, meter control	1	
43	16G-8358J-20-00	SWITCH, meter control	1	
44	4G1-84744-00-00	BULB (12V-3.4W).....	1	
45	97301-06025-00	BOLT.....	2	
46	90387-06595-00	SPACER (90560-07007)	2	
47	90201-06067-00	WASHER, plate.....	2	
48	90480-14023-00	GROMMET (90480-14102)	2	
49	90480-01288-00	GROMMET.....	1	
50	4V5-83550-00-00	SPEEDOMETER CABLE ASS'Y.....	1	

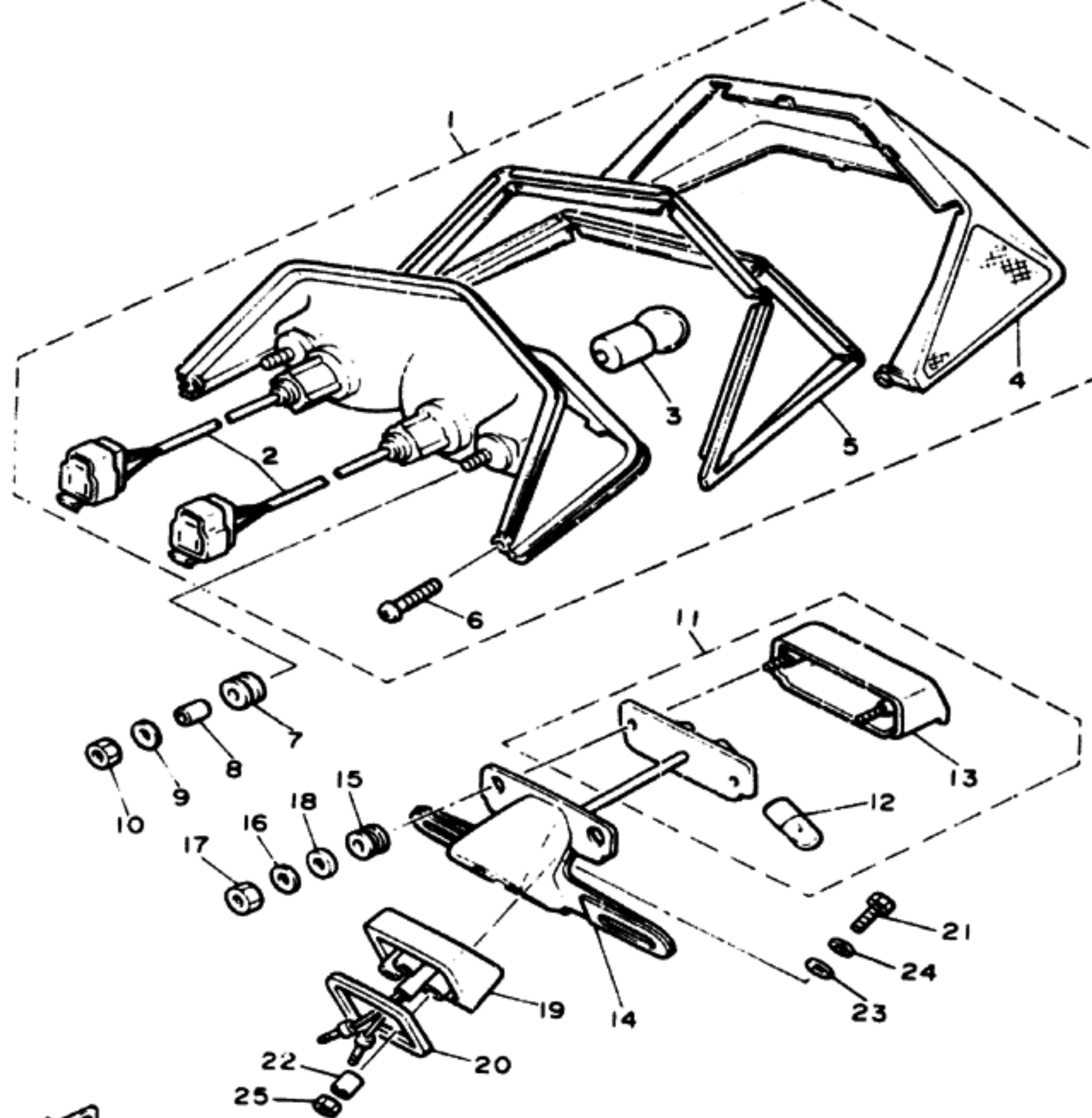
17Y700-2440

HEADLIGHT



Ref No	Part Number	Description	Qty	Remarks
1	16G-84303-A0-00	HEADLIGHT UNIT ASS'Y	1	
2	16G-84315-00-00	RIM, headlight	1	
3	11H-84321-60-00	LENS, headlight	1	
4	2F9-84375-00-00	FITTING PLATE, bulb	1	
5	2F9-84397-01-00	COVER, socket	1	
6	5G2-84324-A0-00	SPRING, reflector	1	
7	2F9-84331-00-00	SCREW, rim adjusting	2	
8	341-84332-60-00	SPRING, screw	2	
9	198-84334-60-00	NUT, adjusting	2	
10	5V2-84314-00-XX	BULB (12V-60/55W)	1	
11	16G-84330-00-00	BODY ASS'Y	1	
12	5G2-84333-00-00	COLLAR, screw	2	
13	5G2-84388-00-00	COLLAR 1	1	
14	5G2-84398-00-00	COLLAR 2	1	
15	5G2-84366-00-00	DAMPER, headlight 1	1	
16	5G2-84367-00-00	DAMPER, headlight 2	1	
17	5G2-84368-00-00	DAMPER 3	2	
18	98506-05012-00	SCREW, pan head	1	
19	97326-08030-00	BOLT	2	
20	90201-085E6-00	WASHER, plate (90201-08114,	2	
21	92990-08100-00	WASHER, spring (92903-08100)	2	
22	95301-08600-00	NUT (95302-08600)	2	

Headlight Foglight Signal Baking 12V60-55W 12V27-55W 12V27W



TAILLIGHT

Ref. No.	Part Number	Description	Qty	Remarks
1	16G-84710-60-00	TAILLIGHT UNIT ASS'Y	1	
2	4G0-84735-00-00	. CORD ASS'Y	1	
3	258-84714-61-00	. BULB (12V-27/8W) . . .	2	
4	16G-84721-60-00	. LENS, taillight	1	
5	16G-84723-00-00	. GASKET, tail lens	1	
6	97702-40510-00	. SCREW, tapping	2	
7	16G-84736-00-00	DAMPER, tail 1	2	
8	90387-065G1-00	COLLAR	2	
9	90201-066F3-00	WASHER, plate	2	
10	95301-06600-00	NUT (95302-06600)	2	
11	11H-84745-60-00	LICENSE LIGHT UNIT ASS'Y	1	
12	3F9-84744-00-00	. BULB (12V-2CP)	2	
13	11H-84749-00-00	. BODY, license light . . .	1	
14	11H-84751-00-00	BRACKET, license	1	
15	3G1-84553-00-00	DAMPER	2	
16	3G1-84754-00-00	WASHER, special	2	
17	95303-05800-00	NUT, crown	2	
18	3G1-84729-00-00	SPACER	2	
19	16G-84753-00-00	DAMPER	1	
20	3G1-84753-60-00	DAMPER	3	
21	97313-06050-00	BOLT (97301-06050) . . .	3	
22	90387-064G4-00	COLLAR	3	
23	92990-08200-00	WASHER (92902-08200) . .	3	
24	92990-06100-00	WASHER, spring (92902-06100)	3	
25	95301-06600-00	NUT (95302-06600)	3	

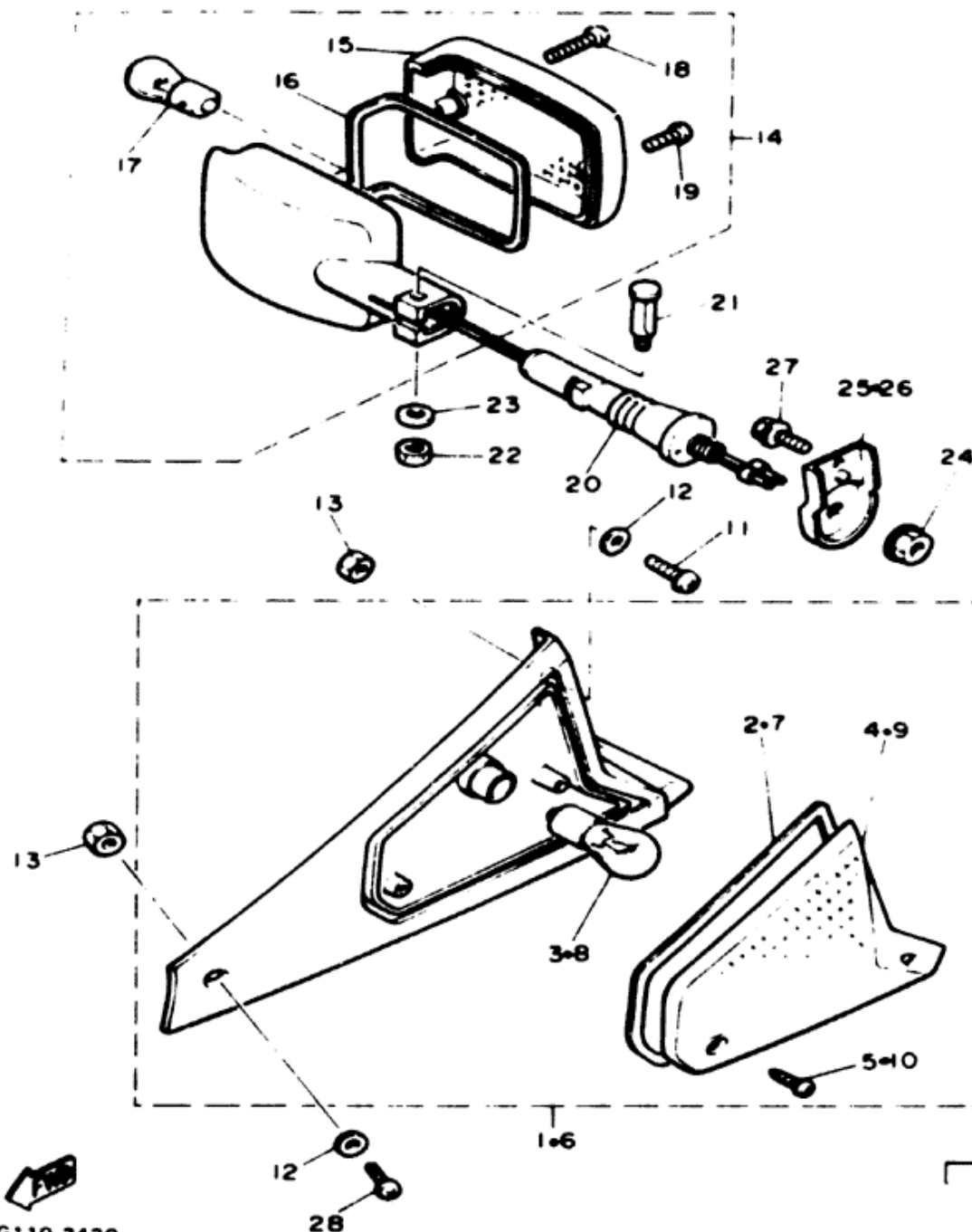


16G110-3451

LIGHTING SYSTEM	
Headlight / Taillight / Signal Rating	12V60-85W / 12V27-8W / 12V27W

TURN SIGNAL

Ref No	Part Number	Description	Qty	Remarks
1	16G-83310-70-00	FRONT FLASHER LIGHT ASS'Y 1 (L H)	1	
2	16G-83313-20-00	GASKET, flasher lens	1	
3	256-83311-70-00	BULB (12V-27W)	1	
4	16G-83312-10-00	LENS, flasher	1	
5	97701-40512-00	SCREW, tapping (97702-40512)	3	
6	16G-83320-70-00	FRONT FLASHER LIGHT ASS'Y (R H)	1	
7	16G-83313-10-00	GASKET, flasher lens	1	
8	256-83311-70-00	BULB (12V-27W)	1	
9	16G-83312-20-00	LENS, flasher	1	
10	97701-40512-00	SCREW, tapping (97702-40512)	3	
11	98506-05020-00	SCREW, pan head	2	
12	92906-05200-00	WASHER, plain	6	
13	95701-05100-00	NUT, flange (95702-05100)	2	



16G110-3420

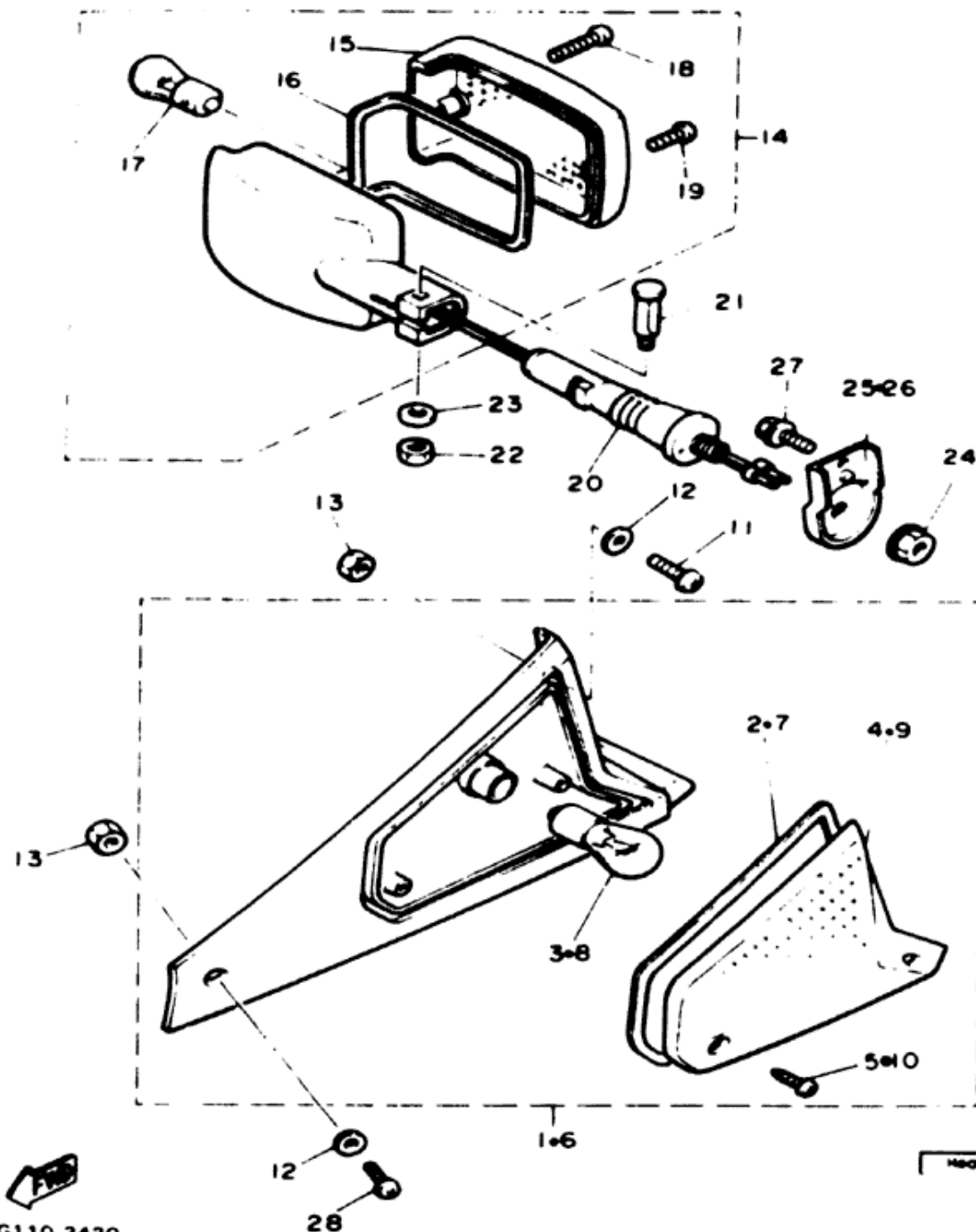
Headlight Taillight Signal Rating

12V60 55W 12V27 5W 12V27W

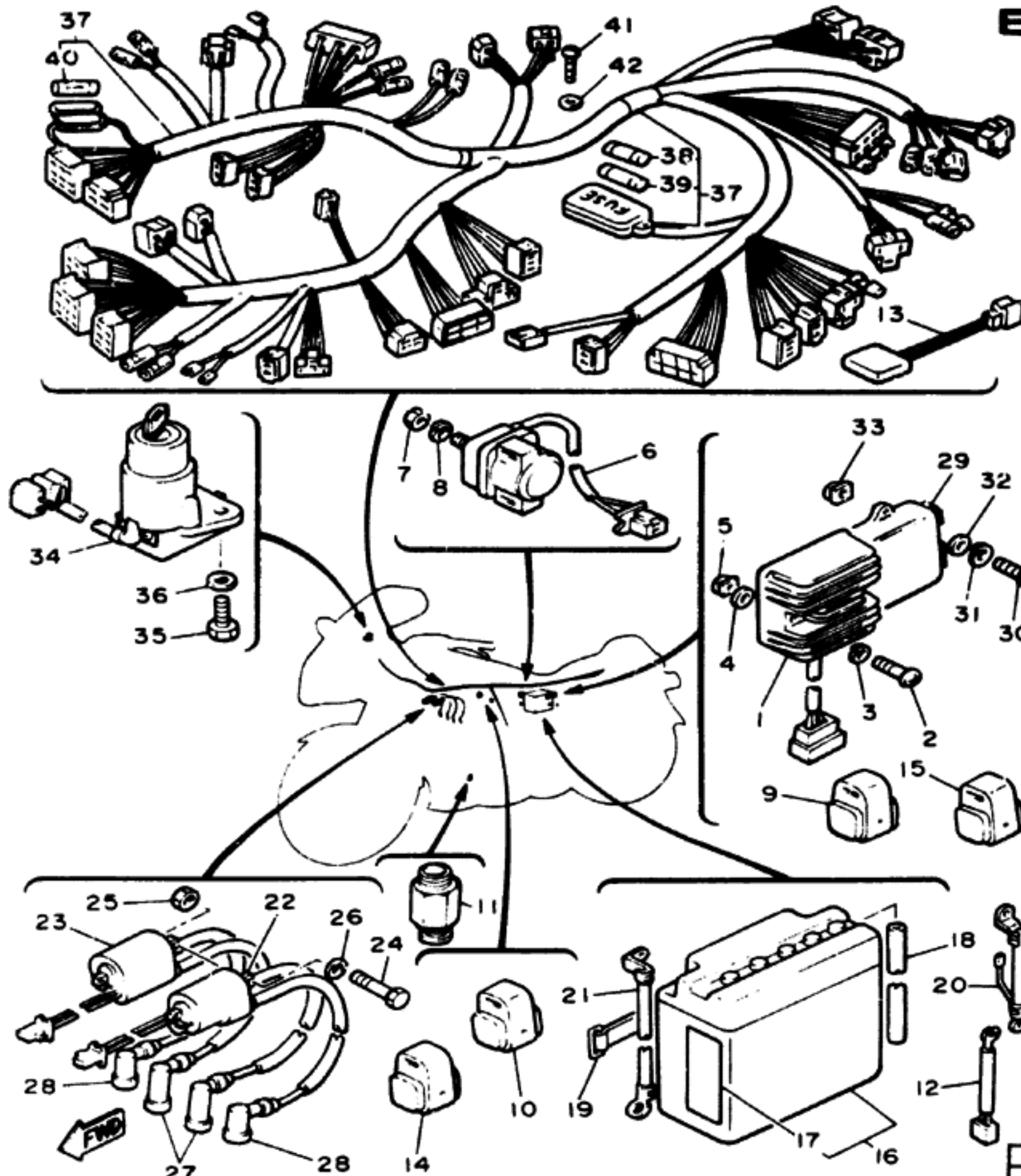
H-5

TURN SIGNAL

Ref No	Part Number	Description	Qty	Remarks
14	5G2-83303-70-00	REAR FLASHER LIGHT ASS'Y	2	
15	5G2-83312-00-00	LENS, flasher	1	
16	5G2-83313-00-00	GASKET, flasher lens	1	
17	256-83311-70-00	BULB (12V-27W)	1	
18	97701-40535-00	SCREW, tapping	1	
19	98511-04018-00	SCREW, pan head	1	
20	400-83318-00-00	STAY, flasher 1	2	
21	5G2-83317-00-00	BOLT, flasher 1	2	
21	5G2-83317-00-00	BOLT, flasher 1	2	
22	95306-05600-00	NUT	2	
23	92906-05600-00	WASHER, plate	2	
24	95701-12100-00	NUT, flange	2	
25	5G2-83368-00-00	STAY, flasher	1	
26	5G2-83369-00-00	STAY, flasher	1	
27	95816-08016-00	BOLT, flange (95826-08016)	2	
28	98506-05025-00	SCREW, pan head	4	



Headlight Tailight Signal Basing 12V65 15W 12V27 5W 12V27W



16G110-3471

ELECTRICAL 1

Ref. No.	Part Number	Description	Qty	Remarks
1	12R-81960-A0-00	RECTIFIER & REGULATOR ASS'Y (4H7-81960-50)	1	
2	92501-06025-00	SCREW, pan head	2	
3	92990-06100-00	WASHER, spring (92903-06100)	2	
4	92901-06600-00	WASHER	2	
5	4G0-21736-00-00	NUT, plate	2	
6	22U-81940-00-00	STARTER SWITCH ASS'Y (3H5-81940-00)	1	
7	95301-06700-00	NUT	2	
8	92990-06100-00	WASHER, spring (92903-06100)	2	
9	12R-81950-00-00	STARTER CIRCUIT CUT-OFF RELAY	1	
10	4U8-81950-01-00	SIDE STAND RELAY ASS'Y (4U8-81950-00)	1	
11	16G-85780-10-00	SENSOR, knock	1	
12	16G-82509-00-00	WIRE, sub lead	1	
13	16G-81980-M0-00	DIODE	1	
14	4U8-81950-01-00	SIDE STAND RELAY ASS'Y (4U8-81950-00)	1	
15	1NL-81950-00-00	RELAY ASS'Y (5A8-81950-00)	1	
16	BTY-12N12-A4-A1	BATTERY ASS'Y (366-82110-79)	1	
17	118-82141-09-00	LABEL, battery (LIT-82141-09)	1	
18	90445-08336-00	HOSE	1	
19	1E6-82131-00-00	BAND, battery	1	
20	11H-82115-00-00	WIRE, plus lead (16G-82115-00)	1	
21	2F1-82116-00-00	WIRE, minus lead (16G-82116-00)	1	

Ignition Coil Test Gap / Primary Ω / Secondary Ω	6mm / 2.5 Ω \pm 10% / 11K Ω \pm 20%
Pulser Coil or Pickup Coil Color Code / Ω	Org ~ 8k, Gry ~ 8k / 1200 \pm 20%
Source Coil Color Code / Ω	@

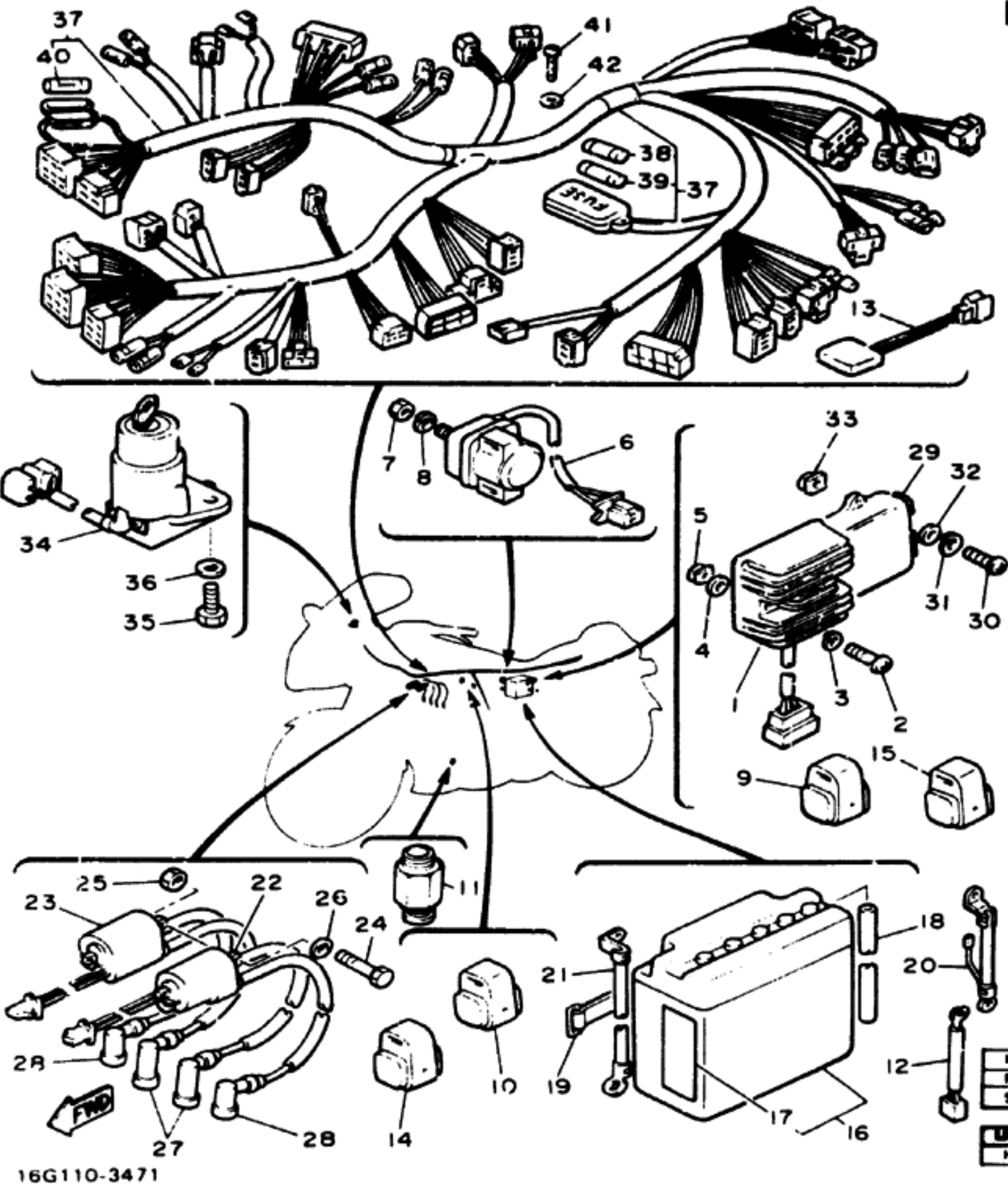
Headlight / Taillight / Signal Rating	12V60-60W / 12V27-6W / 12V27W
---------------------------------------	-------------------------------

ELECTRICAL 1

Ref. No.	Part Number	Description	Qty	Remarks
22	4H7-82310-60-00	IGNITION COIL ASS'Y	1	
23	4H7-82320-60-00	IGNITION COIL ASS'Y	1	
24	97321-06080-00	BOLT (97301-06080)...	2	
25	95301-06600-00	NUT (95302-06600)...	2	
26	92990-06200-00	WASHER, plain (92903-06200)	2	
27	1J7-82370-00-00	PLUG CAP ASS'Y.....	2	
28	256-82370-00-00	PLUG CAP ASS'Y.....	2	
29	16G-82305-10-00	IGNITOR UNIT ASS'Y	1	
30	92503-0601E-00	SCREW, pan head (92501-06014)	2	
31	92990-06100-00	WASHER, spring (92903-06100)	2	
32	90201-06055-00	WASHER, plate	2	
33	4G0-21736-00-00	NUT, plate.....	2	
34	16G-82508-50-00	MAIN SWITCH ASS'Y	1	
35	97321-06016-00	BOLT	2	
36	92901-06600-00	WASHER.....	2	
37	16G-82590-52-00	WIRE HARNESS ASS'Y	1	
38	116-82151-00-00	. FUSE (12V-10A)	3	
39	1A0-82161-00-00	. FUSE (12V-20A)	1	
40	5G2-82151-00-00	. FUSE (12V-5A)	1	
41	97702-50514-00	SCREW, tapping.....	2	
42	92901-05200-00	WASHER.....	2	

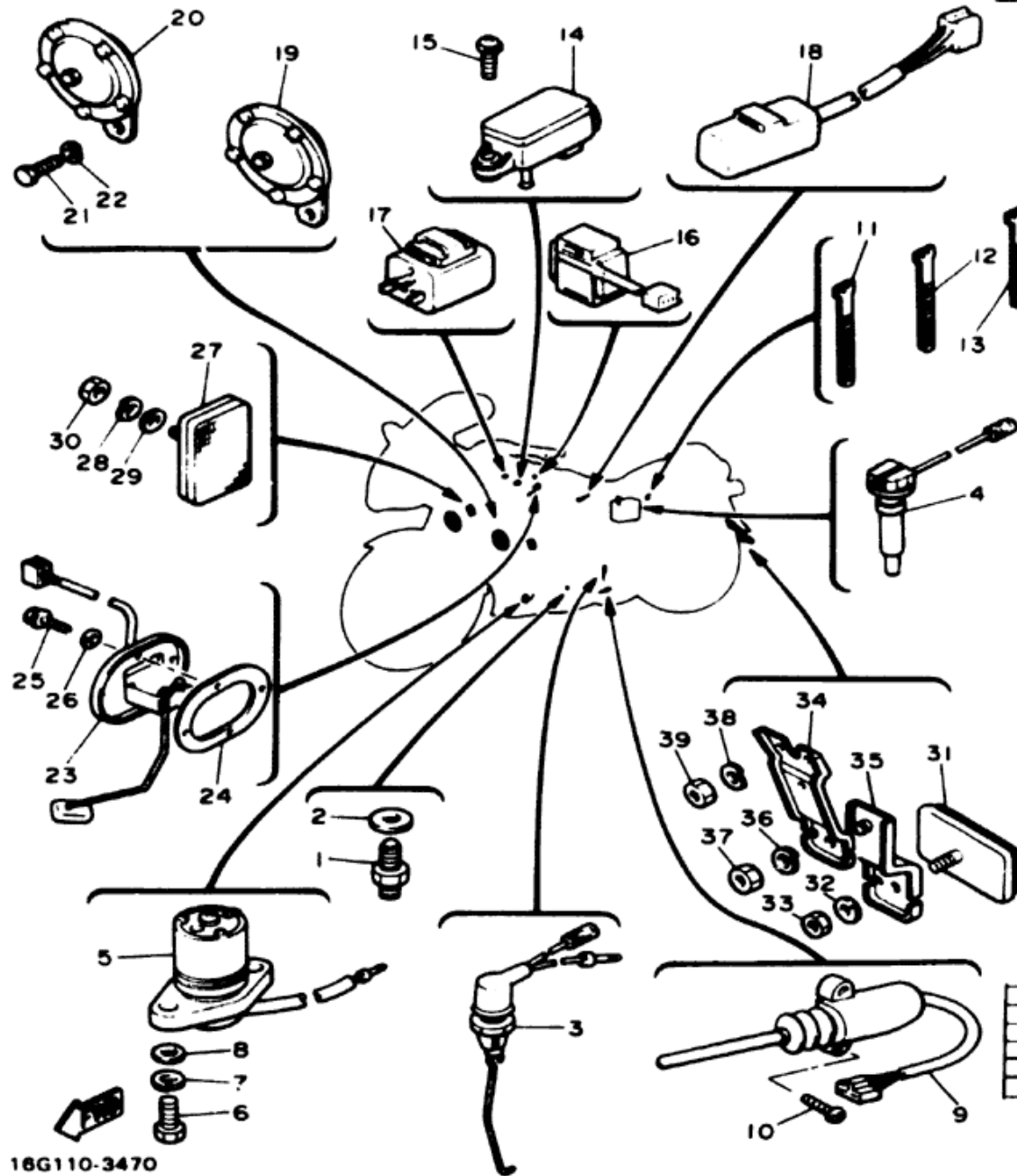
Ignition Coil Test Gap / Primary Ω / Secondary Ω	6mm / 2.80 \pm 10% / 11K Ω \pm 20%
Pulser Coil or Pickup Coil Color Code / Ω	Org ~ 8K, Gry ~ 8K / 1200 \pm 20%
Source Coil Color Code / Ω	8

Headlight / Taillight / Signal Rating	12V60-55W / 12V27-6W / 12V27W
---------------------------------------	-------------------------------



16G110-3471

ELECTRICAL 2

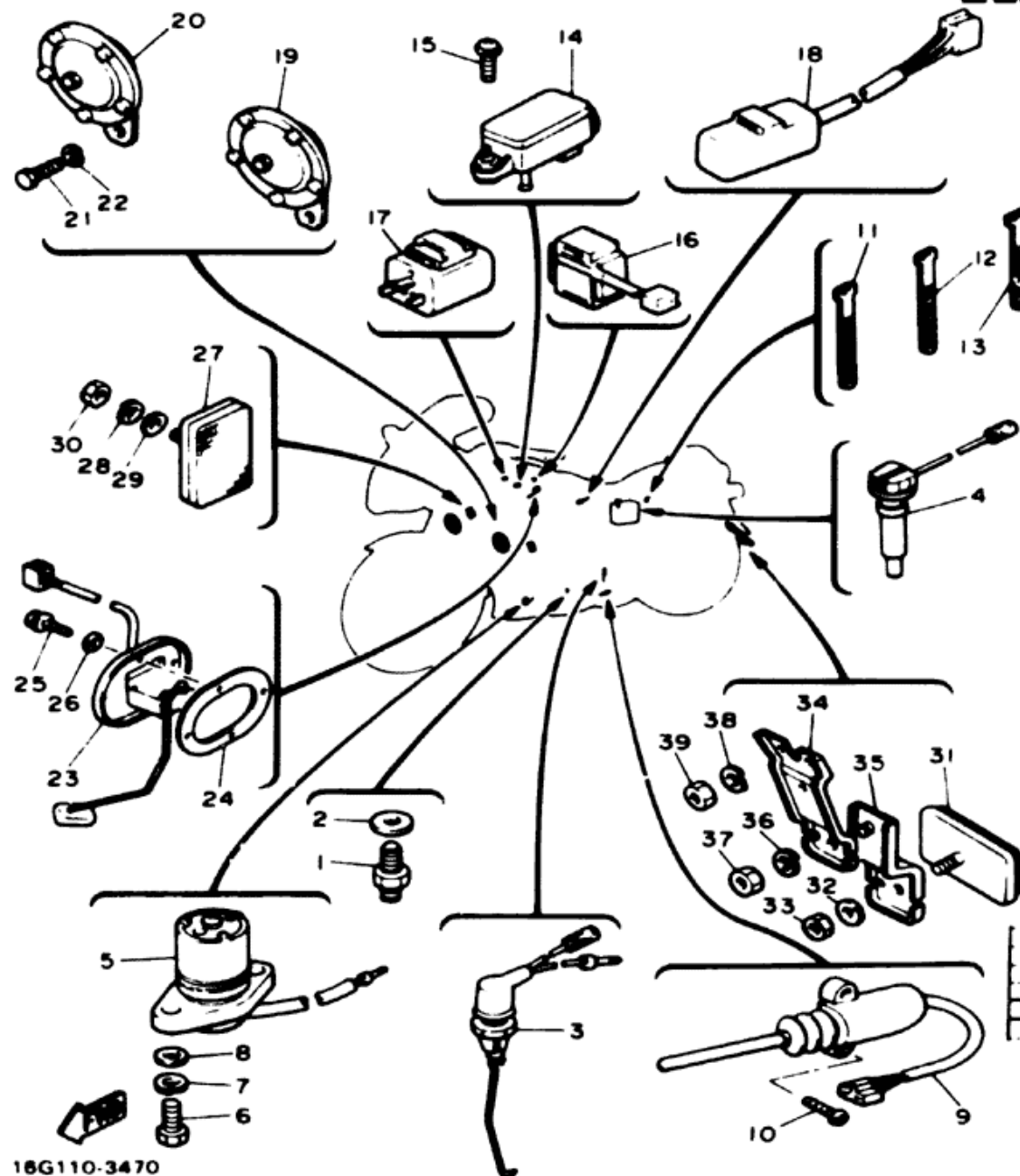


Ref. No.	Part Number	Description	Qty	Remarks
1	341-82540-01-00	NEUTRAL SWITCH ASS'Y (2H7-82540-00)	1	
2	90430-10027-00	GASKET (90430-10148)	1	
3	16G-82530-00-00	STOP SWITCH ASS'Y	1	
4	16G-82120-00-00	SENDER, battery	1	
5	5G2-85720-00-00	OIL LEVEL GAUGE ASS'Y	1	
6	97011-06020-00	BOLT (97321-06020)	2	
7	92990-06100-00	WASHER, spring (92903-06100)	2	
8	92901-06600-00	WASHER, plate	2	
9	5G2-82566-01-00	SWITCH, side stand	1	
10	96706-05016-00	SCREW, flat head	2	
11	437-83936-10-00	BAND, switch cord	2	
12	447-82591-00-00	BAND	1	
13	341-26397-01-00	BAND	1	
14	10M-82380-10-00	SENSOR, pressure	1	
15	90159-06010-00	SCREW, w/washer	2	
16	2H7-82576-00-00	EMERGENCY STOP SWITCH ASS'Y	1	
17	4H7-83350-70-00	FLASHER RELAY ASS'Y	1	
18	1A0-83395-03-00	FLASHER CANCELLING UNIT	1	
19	16G-83371-20-00	HORN	1	
20	16G-83371-30-00	HORN	1	

TROUBLESHOOTING	
Ignition Coil Test Gap : Primary G / Secondary G	6mm / 2.80 ± 10% / 11.00 ± 20%
Pulse Coil or Pickup Coil Color Code / B	Org ~ BL, Gr ~ BK / 1200 ± 20%
Source Coil Color Code / G	e
LIGHTING SYSTEM	
Headlight : Taillight : Signal Lighting	(12V/60-80W / 12V/27-35W / 12V/27W)

16G110-3470

ELECTRICAL 2

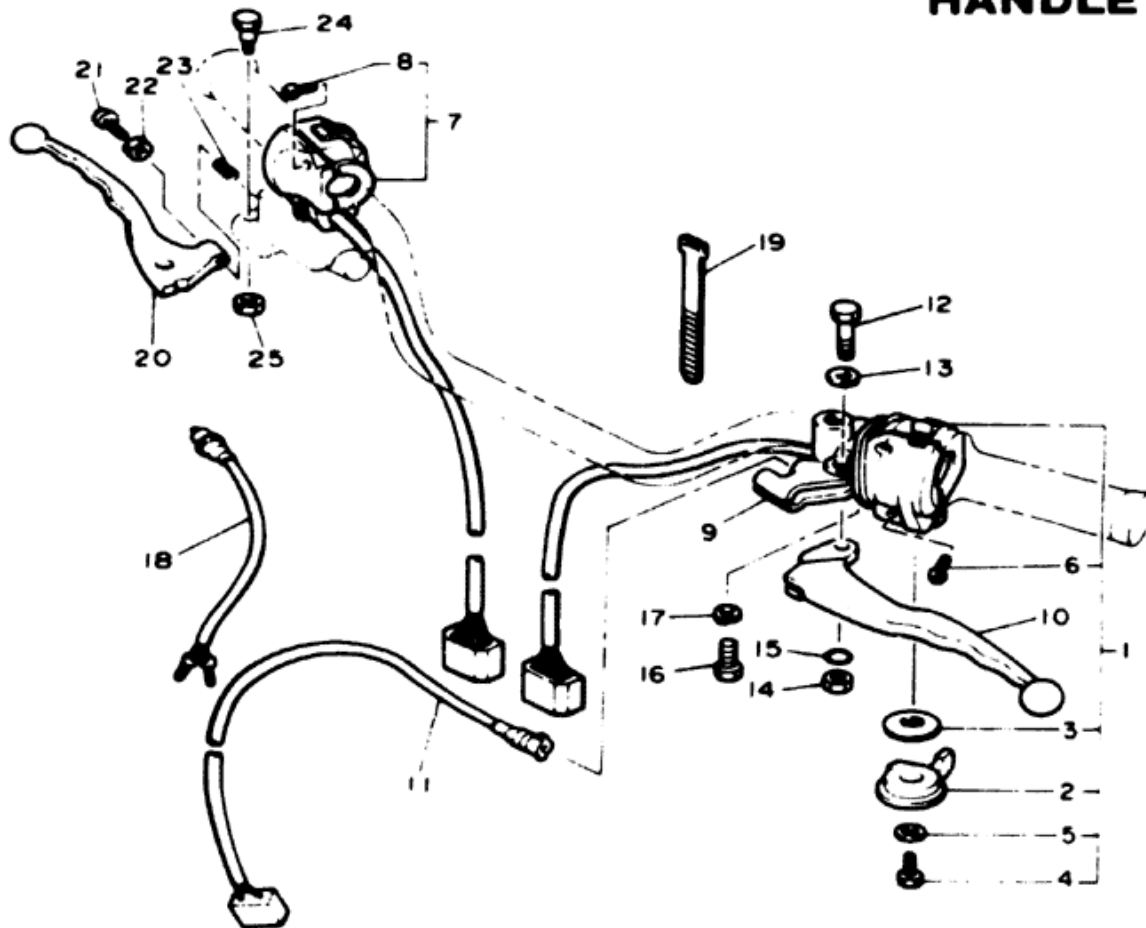


Ref No	Part Number	Description	Qty	Remarks
21	97306-08014-00	BOLT	2	
22	92906-08100-00	WASHER, spring	2	
23	16G-85752-00-00	SENDER UNIT ASS'Y, fuel meter	1	
24	2H7-85753-00-00	GASKET, sender unit	1	
25	95802-08014-00	BOLT, flange	4	
26	90202-08010-00	WASHER, plate	4	
27	4X7-85110-00-00	FRONT REFLECTOR ASS'Y	2	
28	92903-05100-00	WASHER, spring	2	
29	92301-05200-00	WASHER	2	
30	95301-05800-00	NUT (95302-05800)	2	
31	3Y6-85130-01-00	REAR REFLECTOR ASS'Y (3Y6-85130-00)	1	
32	92903-05100-00	WASHER, spring	1	
33	95301-05800-00	NUT	1	
34	16G-85132-00-00	BRACKET, reflector 1	1	
35	16G-85142-00-00	BRACKET, reflector 2	1	
36	92903-05100-00	WASHER, spring	1	
37	95301-05800-00	NUT (95302-05800)	1	
38	92990-06100-00	WASHER, spring (92903-06100)	1	
38	92990-06100-00	WASHER, spring (92903-06100)	1	
39	95301-05800-00	NUT (95302-05800)	1	

TROUBLESHOOTING		
Ignition Coil Test Gap	Primary 0.5 Secondary 0.7	6mm 2.00 ± 10% 1.100 ± 30%
Fueler Coil or Pickup Coil Color Code	0	Org - BK, Gr - BK 1200 ± 30%
Source Coil Color Code	0	0
LEADS AND SYSTEMS		
Headlight	Turnlight	Signal Bulb
12V/60W	12V/27W	12V/27W

16G110-3470

HANDLE SWITCH - LEVER



Ref. No.	Part Number	Description	Qty	Remarks
1	16G-83973-00-00	SWITCH, handle 3	1	
2	10M-83941-00-00	LEVER, starter	1	
3	90209-10131-00	WASHER	1	
4	97323-06008-00	BOLT	1	
5	92990-06200-00	WASHER, plain (92903-06200)	1	
6	98506-05020-00	SCREW, pan head	2	
7	11H-83975-00-00	SWITCH, handle 2	1	
8	98506-05020-00	SCREW, pan head	2	
9	11H-82911-00-00	HOLDER, lever 1	1	
10	10M-83912-00-00	LEVER 1	1	
11	3Y6-82917-00-00	SWITCH	1	
12	90109-06576-00	BOLT	1	
13	90201-062A9-00	WASHER, plate	1	
14	95606-06100-00	NUT, u	1	
15	93210-11368-00	O-RING	1	
16	97306-06022-00	BOLT	1	
17	92906-06100-00	WASHER, spring	1	
18	1A0-83980-30-00	FRONT STOP SWITCH ASS'Y	1	
19	437-83936-00-00	BAND, switch cord	2	
20	2J2-83922-00-00	LEVER 2	1	
21	90149-06131-00	SCREW	1	
22	90170-06010-00	NUT	1	
23	90501-10510-00	SPRING, compression	1	
24	90109-06465-00	BOLT	1	
25	95601-06100-00	NUT, u	1	

16G110-3480

SERVICE DATA

FILE MOTORCYCLE — 650 SECTION DATE 6/11/82 BX M82-008A

XJ650LJ 1982 SERVICE DATA

This bulletin replaces M82-008.
Please remove and destroy bulletin M82-008. a Denotes a change from the original bulletin.

MODEL - RM LD. NUMBER	XJ650LJ	16G
Initial Engine Number / Frame Number	16G-000101 / 16G-000101	
Basic Color(s)	Crystal Silver	
Fuel Type / Fuel Tank Capacity / Reserve Capacity	Premium / 15.5 Lit. / 2.2 Lit.	
Dry Vehicle Weight	234 kg	
ENGINE TYPE	4-Stroke, DOHC, Turbocharged Parallel Four	
Bore/Stroke/Number Cylinders/Displacement (cc)	63mm / 52.4mm / 4 / 653cc	
Compression Ratio/Compression Pressure Min~Max	8.2:1 / 8.0 ~ 8.5 kg/cm ²	
Piston Skirt Clearance New / Max	0.030 ~ 0.050mm / 0.10mm	
Ring End Gap Top / 2nd / 3rd	0.15 ~ 0.35mm / 0.15 ~ 0.35mm / 0.3 ~ 0.9mm	
Valve Clearance (Cold) Intake / Exhaust	0.11 ~ 0.15mm / 0.15 ~ 0.20mm	
Oil Pressure Hot / rpm	NA	
Oiling System	Wet Sump	
Capacity: Dry	3500cc	
Oil and Filter Change	2900cc	
Oil Change	2500cc	
Lubricant: Temp. Above 5°C (40°F)	Yamalube 4* or SAE 20W40 SE	
Temp. Below 15°C (60°F)	Yamalube 4* or SAE 20W40 SE	
Cooling System / Capacity	Air / a	
Coolant / Mixing Ratio	a / a	
AUTOLINE - Min Stroke / Color Code	a	
Minimum Output @ 200 Cycles	a	
Maximum Output @ 200 Cycles	a	
CARBURETOR - Mfr. / Type / LD. Number	Mikuni / BS30 / 16G-00	
Main Jet / Pilot Jet	1 & 4: 127.5, 2 & 3: 132.5 / 35	
Needle Jet / Jet Needle-Clip Position	O-6 / 4DPS39 Fixed	
Slide Cutaway or Throttle Valve	14°	
Fuel Level / Fuel Level	▲ 17 ~ 18mm / 2 ± 1mm	
Idle rpm	1050 rpm	
Max CO* / Max HC* / Set CO	5.0% / 800 ppm / 3.0% (All Settings @ Idle)	
SUSPENSION		
Front Fork: Oil Type / Level / Qty	10 Wt. Fork Oil* / 180mm / 238cc	
Air Pressure Min ~ Max / Standard	0.4 ~ 1.2 kg/cm ² / 0.4 kg/cm ²	
Spring Length Std	449mm	
Air Shocks: Oil Type / Qty	a	
Air Pressure: Min ~ Max / Standard	1.0 ~ 4.0 kg/cm ² / 1.0 kg/cm ²	
Minimum Brake Liner Thickness	Front: 0.8mm Rear: 2.0mm	
Tire Size (Nominal Pressure)	F: 3.25V19 (1.8 kg/cm ²) R: 120/90V18 (2.0 kg/cm ²)	
TRANSMISSION - Oil Type/Qty/Cha/Qty Reassemble	See ENGINE Above	
Primary Drive Type / Teeth / Ratio	Spur Gears / 97-58 / 1.672	
Secondary Drive Type / Teeth / Chain	Shaft Drive / 49-36 x 19-18 x 32-11 / a	
Clutch Friction Plate Thickness Std ~ Min	3.0 ~ 2.8mm	
Clutch Spring Length Std ~ Min	42.8 ~ 41.8mm	
Middle Gear Case Capacity	a	
Final Gear Case Capacity	200cc	
Gear Case Lubricant: Temp. Above 5°C (40°F)	SAE 80 Hypoid Gear Oil GL-4	
Temp. Below 15°C (60°F)	SAE 80 Hypoid Gear Oil GL-4	
All Weather Conditions	SAE 80 Hypoid Gear Oil GL-4	

FILE MOTORCYCLE — 650 SECTION DATE 3/12/82 BX M82-008

CHARGING SYSTEM	AC Generator / 3-Phase / Full Wave
Battery: Model / Specific Gravity / Charge Rate	12N12A-4A-1 (12V 12AH) / 1.28 / 1.2A
Maximum Output	14V 19A @ 5000 rpm
TROUBLESHOOTING	
Field Coil Color Code / a	Rotor: Grn ~ Brn / 4.0 a ± 10%
Charge Coil Color Code / a	Stator: Wht ~ Wht / 0.46a ± 10%
IGNITION SYSTEM	Transistor-Controlled Ignition
Ignition Timing	5° @ 1050 rpm
Spark Plug Type	NGK SP8ES or Nippon Denso W24EP-U
Spark Plug Gap / Torque / Cap a	0.7 ~ 0.8mm / 2.0 m·kg / NA
Point Gap / Condenser Capacitance	a
TROUBLESHOOTING	
Ignition Coil Test Gap / Primary a / Secondary a	6mm / 2.5a ± 10% / 11kΩ ± 20%
Pulser Coil or Pickup Coil Color Code / a	Org ~ Blk, Gry ~ Blk / 1200 ± 20%
Source Coil Color Code / a	a
LIGHTING SYSTEM	
Headlight / Taillight / Signal Rating	12V60-55W / 12V27-8W / 12V27W
TROUBLESHOOTING	
Lighting Coil Color Code / a	a
TORQUE VALUES	
Front Axle Nut	14 x 1.5: 10.7 m·kg
Front Axle Holder Nut	8 x 1.25: 2.0 m·kg
Rear Axle Nut	14 x 1.5: 10.7 m·kg
Rear Axle Pinch Bolt	8 x 1.25: 0.6 m·kg
Clutch Nut	20 x 1.0: 7.2 m·kg
Drain Plug	14 x 1.5: 4.3 m·kg
Cylinder Head Cover	6 x 1.0: 1.0 m·kg
Cylinder Head:	10 x 1.25: 3.6 m·kg
Engine Mounting Bolts: Front Upper	10 x 1.25: 4.2 m·kg
Front Lower	10 x 1.25: 4.2 m·kg
Rear	12 x 1.25: 7.0 m·kg

a = Does Not Apply To This Model
NA = Information Not Available

*Available From Yamaha Parts Distributors Inc.
*For Diagnostic Use Only

SERVICE LITERATURE

PUBLICATION	PART NUMBER	REMARKS
Owner's Manual	LIT-11626-02-85	Supp. to XJ650G (01-94)
Service Manual	LIT-11616-02-85	
Assembly Manual	LIT-11666-02-85	
Consumer Information	LIT-11656-02-85	

SERVICE DATA

FILE MOTORCYCLE — 650 SECTION

DATE 11/5/82

SA M82-039

XJ650LK 1983 SERVICE DATA

MODEL - BEM I.D. NUMBER	XJ650LK	16G
Initial Engine Number / Frame Number	16G-100101 / JYA16G001 JDA100101	
Fuel Type/Total Fuel Tank Capacity/Reserve Cap.	Premium / 19 Lit. / 2.7 Lit.	

ENGINE TYPE	4-Stroke, DOHC, Turbocharged Parallel Four
Bore/Stroke/Number Cylinders/Displacement	63mm / 52.4mm / 4 / 563cc
Compression Ratio/Compression Pressure Min./Max	8.2:1 / 8.0 ~ 8.5 kg/cm ²
Piston Skirt Clearance New / Max	0.030 ~ 0.050mm / 0.10mm
Ring End Gap Top / 2nd / 3rd	0.18 ~ 0.35mm / 0.15 ~ 0.35mm / 0.3 ~ 0.9mm
Valve Clearance (Cold) Intake / Exhaust	0.11 ~ 0.15mm / 0.16 ~ 0.20mm
Oiling System	Wet Sump
Capacity: Dry	3500cc
Oil and Filter Change	2900cc
Oil Change Only	2500cc
Lubricant: Temp. Above 5°C (40°F)	Yamalube 4° or SAE 20W40 SE or SF
Temp. Below 15°C (60°F)	Yamalube 4° or SAE 20W40 SE or SF
Cooling System / Capacity	Air / #
Coolant Type / Mixing Ratio	# / #

AUTOLUBE - Min Stroke / Color Code	#
Minimum Output @ 200 Cycles	#
Maximum Output @ 200 Cycles	#

CARBURETOR - Manufacturer / Type / I.D. Number	Mikuni / 8530 / 16G-00
Main Jet / Pilot Jet	154: 127.5 253: 132.5 / 36
Needle Jet / Jet Needle-Clip Position	O-6 / 40P539 Fixed
Slide Cutaway	#
Float Level / Fuel Level	17 ~ 18mm / 2.0 ± 1mm
Idle rpm	1080 rpm
Max CO ² / Max HC ² / Set CO (Using YICS Tool)	5% / 800 ppm / 3% (All Settings @ Idle)

SUSPENSION	
Front: Inner Tube Diameter	37mm
Oil Type / Level / Qty	10 Wt. Fork Oil* / 184mm / NA
Gas Pressure Min ~ Max / Standard	0.4 ~ 1.2 kg/cm ² / 0.4 kg/cm ²
Spring Length Std	449mm
Rear: Gas Pressure Min ~ Max / Standard	#
Minimum Brake Lining Thickness - Front / Rear	0.8mm / 2.0mm
Tire Size (Nominal Pressure) - Front / Rear	3.25V19 (1.8 kg/cm ²) / 120/90V18 (2.0 kg/cm ²)

TRANSMISSION - Oil Type / Qty Change / Qty Dry	See ENGINE Above
Secondary Drive Type / Teeth / Chain	Shaft / 49-36 x 19-18 x 32-11 / #
Middle Gear Case Capacity	#
Final Gear Case Capacity	200cc
Gear Case Lubricant	SAE 80W90 Hypoid Gear Oil GL-4

PAGE 1 OF 2

FILE MOTORCYCLE — 650 SECTION

DATE 11/5/82

SA M82-039

CHARGING SYSTEM	AC Generator / 3-Phase / Full Wave
Battery: Model / Specific Gravity / Charge Rate	12N12A-4A-1 (12V12AH) / 1.26 / 1.2A
Maximum Output	14V19A @ 3000 rpm
Rela Coil Color Code / Ω	Grn ~ 8m / 4.00 ± 10%
Stator Coil Color Code / Ω	Whi ~ Whi / 0.460 ± 10%
Charge Coil Color Code / Ω	#

IGNITION SYSTEM	Transistor Controlled Ignition
Ignition Timing	9° @ 1000 rpm
Spark Plug Type	NGK SP8ES or ND W24EP-U
Spark Plug Gap / Torque / Cap Ω	0.7 ~ 0.8mm / 2.0 m·kg / NA
Point Gap / Condenser Capacitance	#
Ignition Coil Test Gap / Primary Ω / Secondary Ω	6mm / 2.50 ± 10% / 11KΩ ± 20%
Pulser Coil or Pickup Coil Color Code / Ω	Org ~ 8m, Grn ~ 8m / 1200 ± 20%
Source Coil Color Code / Ω	#

LIGHTING SYSTEM	
Headlight / Taillight / Signal Rating	12V60-55W / 12V27 8W / 12V27W
Lighting Coil Color Code / Ω	#

TORQUE VALUES	
Front Axle Nut	M14: 10.7 m·kg
Front Axle Holder Nut	M8: 2.0 m·kg
Rear Axle Nut	M14: 10.0 m·kg
Rear Axle Pinch Bol.	M8: 0.6 m·kg
Clutch Nut	M20: 7.0 m·kg
Drain Plug	M14: 4.3 m·kg
Flywheel Nut	#
Cylinder Head Cover	M6: 1.0 m·kg
Cylinder Head	M10: 3.6 m·kg

Engine Mounting Bolts	Front Upper	M10: 4.2 m·kg
	Front Lower	M10: 4.2 m·kg
	Front Lower	M12: 7.0 m·kg

= Does Not Apply To This Model
NA = Information Not Available

* Available From Yamaha Parts Distributors Inc.
* For Diagnostic Use Only

SERVICE LITERATURE

PUBLICATION	PART NUMBER	COMMENTS
Owner's Manual	LT-11626-03-41	Same as XJ650LJ Supp to X3 XJ XV / XL - RD Basic Assembly Manual (03-88)
Service Manual	LT-11616-XJ-61	
Assembly Manual	LT-11666-03-41	
Consumer Information	LT-11656-03-41	

PAGE 2 OF 2