





YAMAHA

PARTS CATALOGUE

XJ900N (1FX)

251FX-704E1

A2



A3



YAMAHA

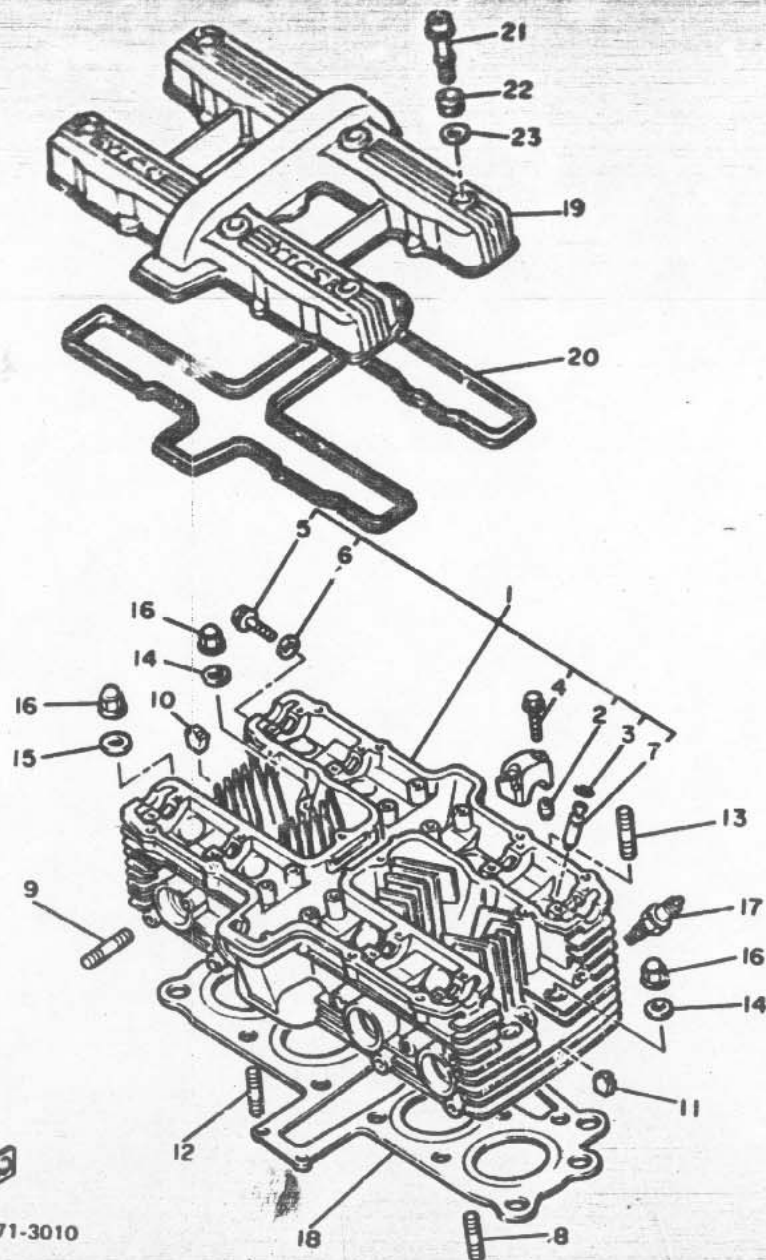
PARTS CATALOGUE

XJ900FN (58M)

7556A-760E1

A2

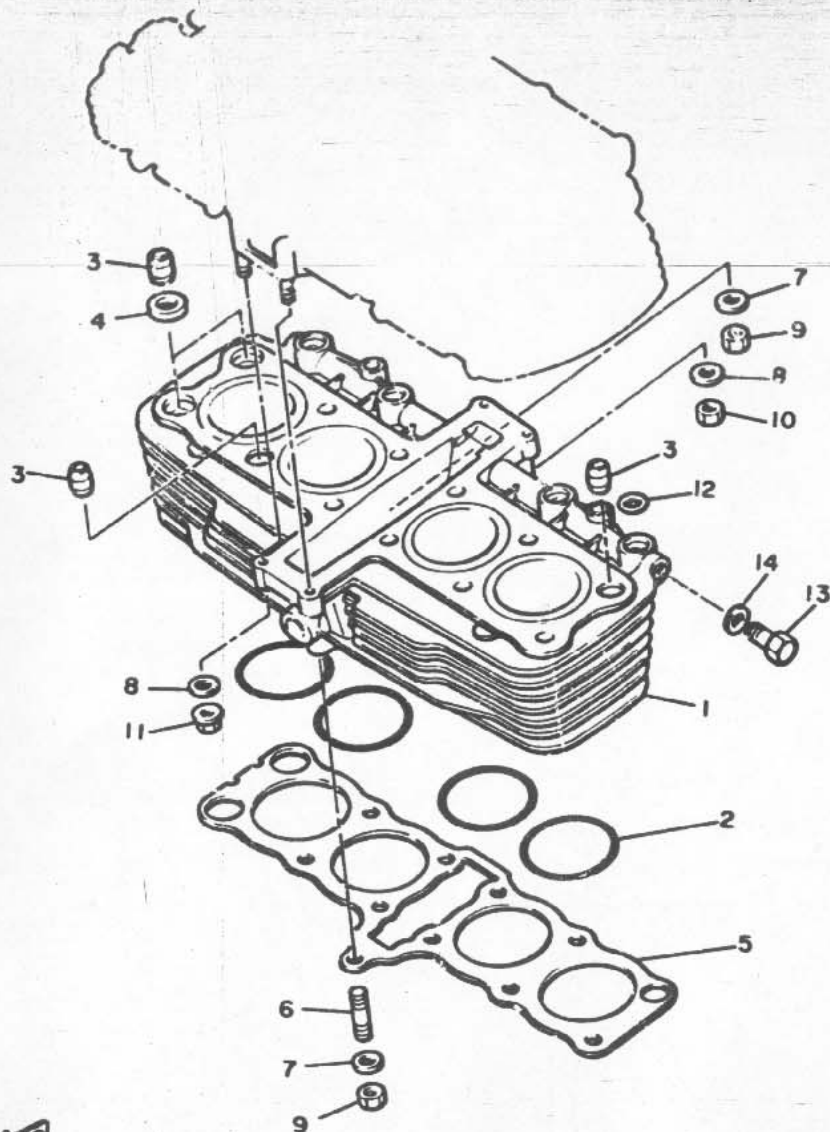
FIG. 1 CYLINDER HEAD



31E171-3010

| REF. NO. | PART NO. | DESCRIPTION | Q'TY | REMARKS |
|----------|--------------|--------------------------|------|---------|
| 1 | 31A-11101-01 | CYLINDER HEAD ASSY | 1 | |
| 2 | 91810-18016 | .PIN, dowel | 16 | |
| 3 | 93440-12052 | .CIRCLIP | 8 | |
| 4 | 90103-06153 | .BOLT, washer based | 24 | |
| 5 | 90153-06029 | .SCREW, hexagon | 1 | |
| 6 | 90430-06014 | .GASKET | 1 | |
| 7 | 4H7-11133-10 | .GUIDE, intake valve | 8 | |
| 8 | 95611-06625 | BOLT, stud | 2 | |
| 9 | 90116-06466 | BOLT, stud | 8 | |
| 10 | 434-11161-00 | ABSORBER 1 | 8 | |
| 11 | 4H7-11161-00 | ABSORBER 1 | 14 | |
| 12 | 95611-06630 | BOLT, stud | 2 | |
| 13 | 95621-08330 | BOLT, stud | 2 | |
| 14 | 90201-10131 | WASHER, Plate | 10 | |
| 15 | 90201-10128 | WASHER, Plate | 2 | |
| 16 | 90179-10277 | NUT | 12 | |
| 17 | 94701-00219 | PLUG, spark (NGK SPRBES) | 4 | |
| 18 | 58L-11181-00 | GASKET, cylinder head 1 | 1 | |
| 19 | 42N-11191-00 | COVER, cylinder head 1 | 1 | |
| 20 | 31A-11193-00 | GASKET, head cover 1 | 1 | |
| 21 | 90109-06746 | BOLT | 8 | |
| 22 | 90480-12365 | GROMMET | 8 | |
| 23 | 90209-11237 | WASHER | 8 | |

FIG. 2 CYLINDER

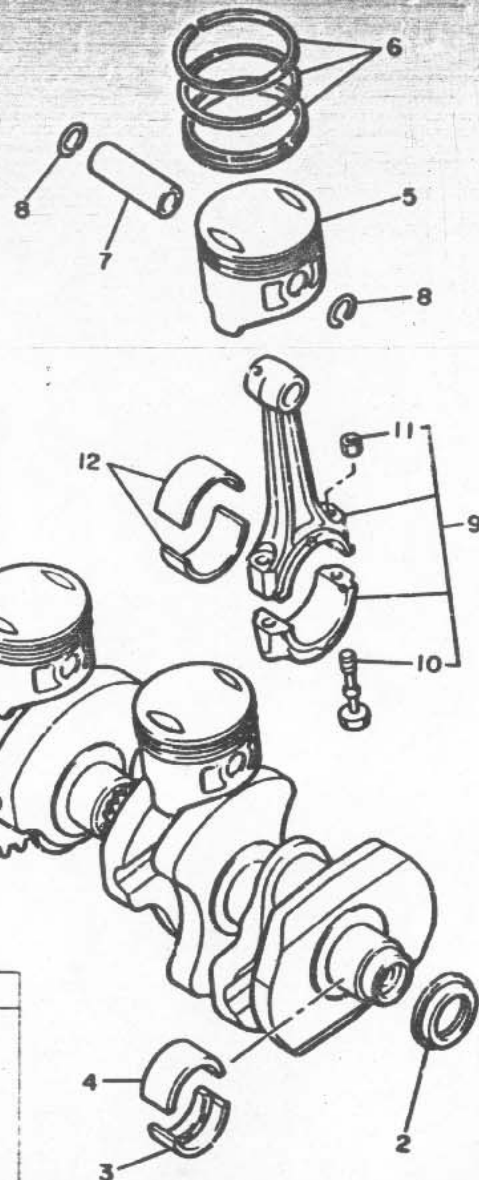


| REF. NO. | PART NO. | DESCRIPTION | Q'TY | REMARKS |
|----------|--------------|----------------------|------|---------|
| 1 | 58L-11310-00 | CYLINDER | 1 | |
| 2 | 93210-72300 | O-RING | 4 | |
| 3 | 91830-24016 | PIN, dowel | 4 | |
| 4 | 90430-14131 | GASKET | 2 | |
| 5 | 31A-11351-00 | GASKET, cylinder | 1 | |
| 6 | 95621-08335 | BOLT, stud | 1 | |
| 7 | 90201-08382 | WASHER, Plate | 3 | |
| 8 | 92901-06600 | WASHER, Plate | 4 | |
| 9 | 95311-08600 | NUT | 3 | |
| 10 | 95311-06600 | NUT | 2 | |
| 11 | 90179-06499 | NUT | 2 | |
| 12 | 93210-09443 | O-RING | 4 | |
| 13 | 90340-12062 | PLUG, straight screw | 2 | |
| 14 | 90201-12790 | WASHER, Plate | 2 | |



31E171-3020

FIG. 3 CRANKSHAFT, PISTON



31E171-3031

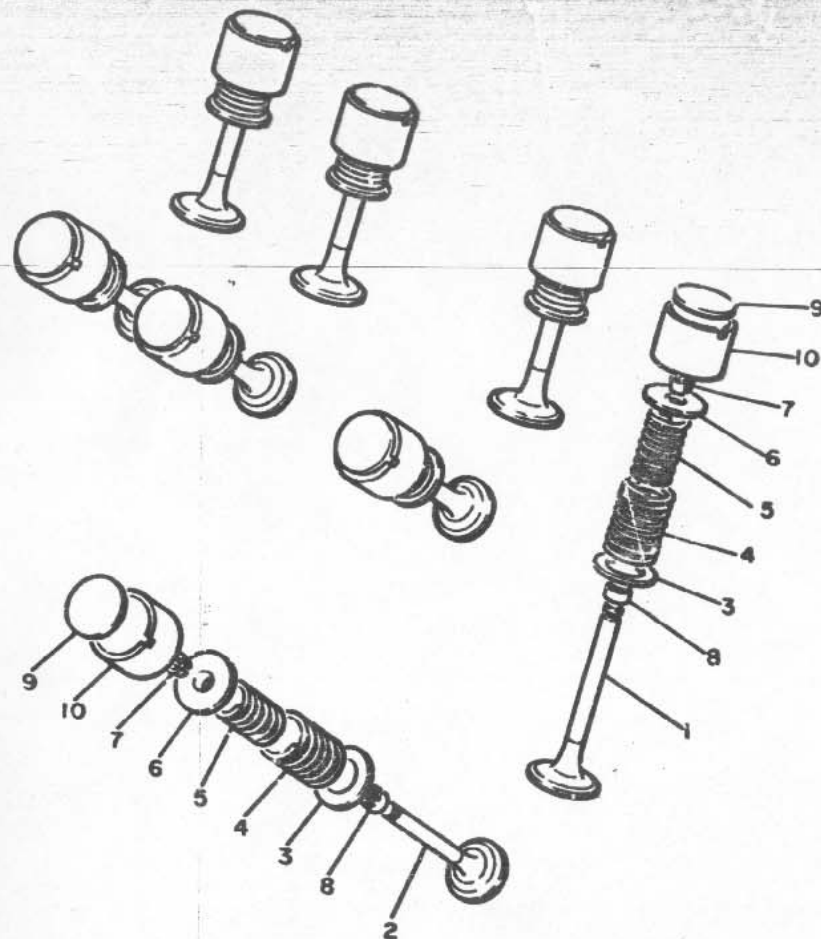
CRANKSHAFT BEARING SELECTION
Housing No. - Shaft No. = Bearing No.

| BEARING No | PART No | COLOUR |
|------------|--------------|--------|
| BEARING 1 | 4H7-11418-01 | BLUE |
| BEARING 2 | 4H7-11418-11 | BLACK |
| BEARING 3 | 4H7-11418-21 | BROWN |
| BEARING 4 | 4H7-11418-31 | GREEN |
| BEARING 5 | 4H7-11418-41 | YELLOW |

| BEARING No | PART No | COLOUR |
|------------|--------------|--------|
| BEARING 1 | 5G2-11418-00 | BLUE |
| BEARING 2 | 5G2-11418-10 | BLACK |
| BEARING 3 | 5G2-11418-20 | BROWN |
| BEARING 4 | 5G2-11418-30 | GREEN |
| BEARING 5 | 5G2-11418-40 | YELLOW |

| REF. NO. | PART NO. | DESCRIPTION | Q'TY | REMARKS |
|----------|-----------------|-------------------------------|------|-----------|
| 1 | 31A-11411-00 | CRANKSHAFT | 1 | |
| 2 | 93101-32085 | OIL SEAL | 1 | |
| 3 | 4H7-11418-01 | PLANE BEARING, crankshaft 1 | 5 | UR blue |
| | 4H7-11418-11 | PLANE BEARING, crankshaft 1 | 5 | UR black |
| | 4H7-11418-21 | PLANE BEARING, crankshaft 1 | 5 | UR brown |
| | 4H7-11418-31 | PLANE BEARING, crankshaft 1 | 5 | UR green |
| | 4H7-11418-41 | PLANE BEARING, crankshaft 1 | 5 | UR yellow |
| 4 | 5G2-11418-00 | PLANE BEARING, crankshaft 3 | 5 | UR blue |
| | 5G2-11418-10 | PLANE BEARING, crankshaft 3 | 5 | UR black |
| | 5G2-11418-20 | PLANE BEARING, crankshaft 3 | 5 | UR brown |
| | 5G2-11418-30 | PLANE BEARING, crankshaft 3 | 5 | UR green |
| | 5G2-11418-40 | PLANE BEARING, crankshaft 3 | 5 | UR yellow |
| 5 | 58L-11631-00-E0 | PISTON (STD) | 4 | |
| | 58L-11636-00 | PISTON (0.50MM O/S) | 4 | AP |
| | 58L-11638-00 | PISTON (1.00MM O/S) | 4 | AP |
| 6 | 58L-11610-00 | PISTON RING SET (STD) | 4 | |
| | 58L-11610-20 | PISTON RING SET (2ND O/S) | 4 | AP |
| | 58L-11610-40 | PISTON RING SET (4TH O/S) | 4 | AP |
| 7 | 58L-11633-00 | PIN, Piston | 4 | |
| 8 | 93450-17044 | CIRCLIP | 8 | |
| 9 | 31A-Y1165-01 | CONNECTING ROD ASSY | 4 | |
| 10 | 12R-11654-C0 | BOLT, connecting rod | 2 | |
| 11 | 90179-08327 | NUT | 2 | |
| 12 | 31A-11656-00 | PLANE BEARING, connecting rod | 8 | UR blue |
| | 31A-11656-10 | PLANE BEARING, connecting rod | 8 | UR black |
| | 31A-11656-20 | PLANE BEARING, connecting rod | 8 | UR brown |
| | 31A-11656-30 | PLANE BEARING, connecting rod | 8 | UR green |

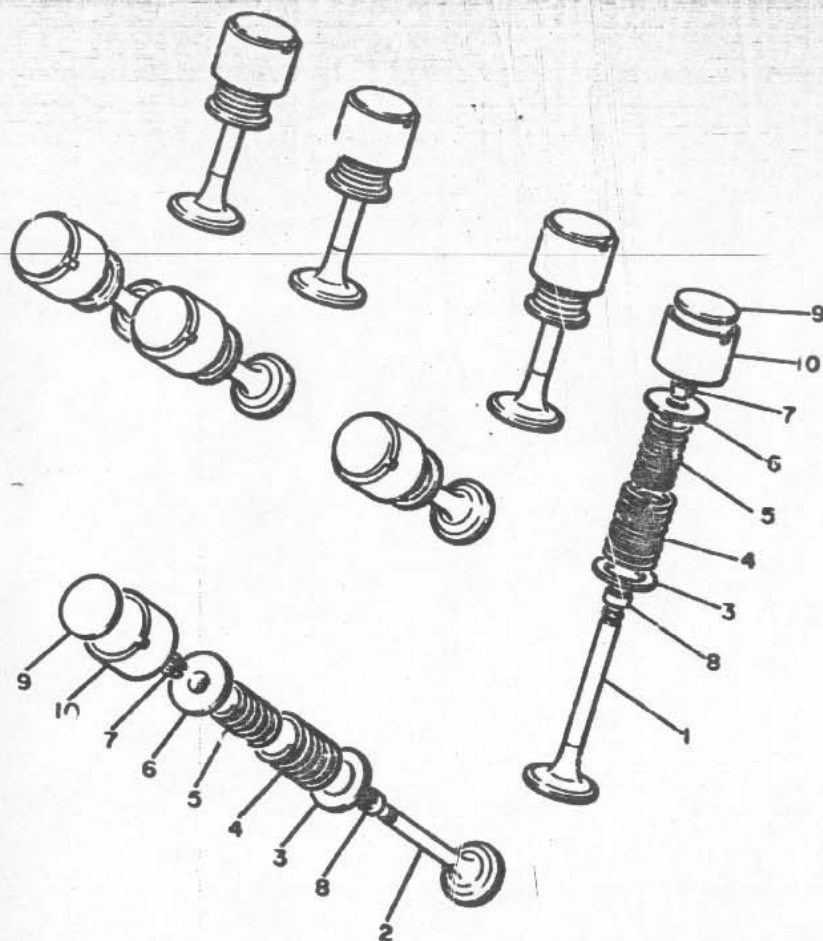
FIG. 4 VALVE



| REF. NO. | PART NO. | DESCRIPTION | Q'TY | REMARKS |
|----------|--------------|------------------------|------|---------|
| 1 | 31A-12111-00 | VALVE, intake | 4 | |
| 2 | 31A-12121-00 | VALVE, exhaust | 4 | |
| 3 | 4H7-12116-00 | SEAT, valve spring | 8 | |
| 4 | 4H7-12113-00 | SPRING, valve inner | 8 | |
| 5 | 4H7-12114-00 | SPRING, valve outer | 8 | |
| 6 | 2F3-12117-00 | RETAINER, valve spring | 8 | |
| 7 | 1J7-12118-00 | COTTER, valve | 15 | |
| 8 | 1J7-12119-01 | SEAL, valve stem | 8 | |
| 9 | 1J7-12169-01 | PAD, adjusting (2.00) | 8 | UR |
| | 1J7-12169-1. | PAD, adjusting (2.05) | 8 | UR |
| | 1J7-12169-21 | PAD, adjusting (2.10) | 8 | UR |
| | 1J7-12169-31 | PAD, adjusting (2.15) | 8 | UR |
| | 1J7-12169-41 | PAD, adjusting (2.20) | 8 | UR |
| | 1J7-12169-51 | PAD, adjusting (2.25) | 8 | UR |
| | 1J7-12169-61 | PAD, adjusting (2.30) | 8 | UR |
| | 1J7-12169-71 | PAD, adjusting (2.35) | 8 | UR |
| | 1J7-12169-81 | PAD, adjusting (2.40) | 8 | UR |
| | 1J7-12169-91 | PAD, adjusting (2.45) | 8 | UR |
| | 1J7-12169-A1 | PAD, adjusting (2.50) | 8 | UR |
| | 1J7-12169-E1 | PAD, adjusting (2.55) | 8 | UR |
| | 1J7-12169-F1 | PAD, adjusting (2.60) | 8 | UR |
| | 1J7-12169-G1 | PAD, adjusting (2.65) | 8 | UR |
| | 1J7-12169-H1 | PAD, adjusting (2.70) | 8 | UR |
| | 1J7-12169-J1 | PAD, adjusting (2.75) | 8 | UR |
| | 1J7-12169-K1 | PAD, adjusting (2.80) | 8 | UR |
| | 1J7-12169-L1 | PAD, adjusting (2.85) | 8 | UR |
| | 1J7-12169-M1 | PAD, adjusting (2.90) | 8 | UR |
| | 1J7-12169-N1 | PAD, adjusting (2.95) | 8 | UR |

FIG. 4 VALVE

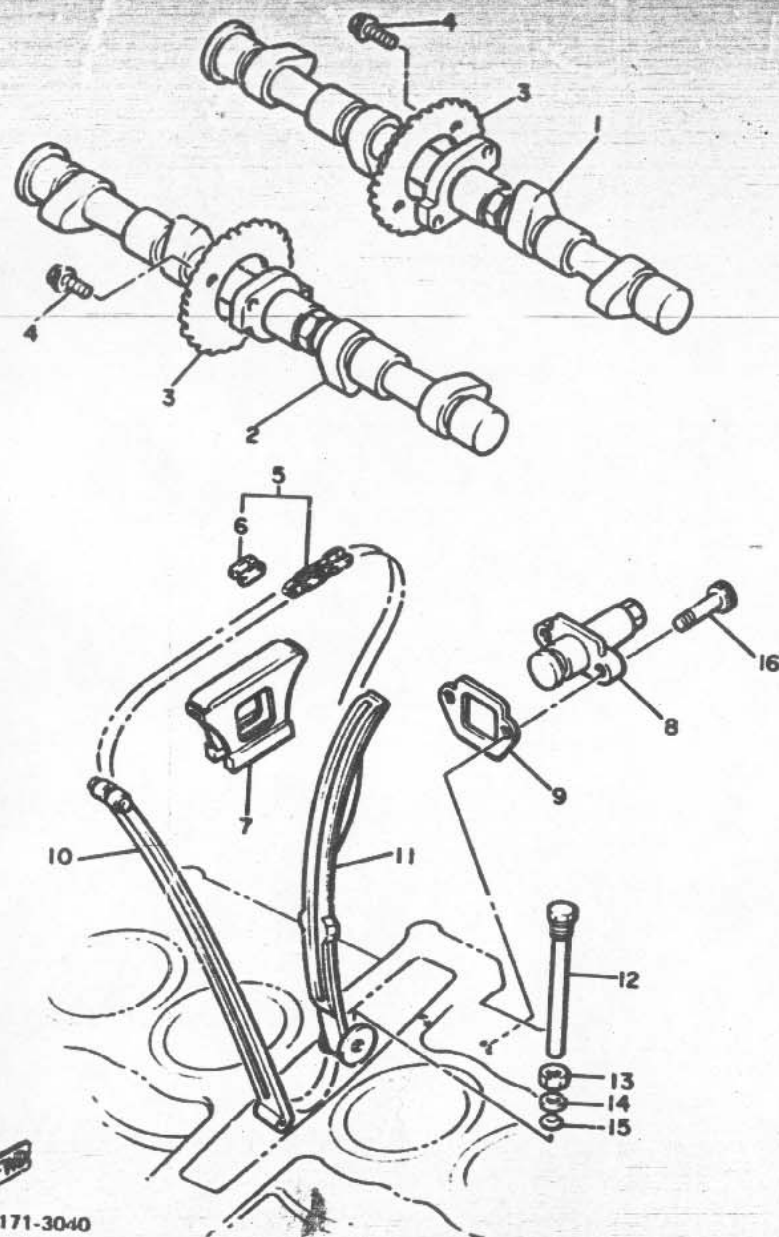
| REF. NO. | PART NO. | DESCRIPTION | Q'TY | REMARKS |
|----------|--------------|-----------------------|------|---------|
| 9 | 1J7-12169-R1 | PAD, adjusting (3.00) | 8 | UR |
| | 1J7-12169-T1 | PAD, adjusting (3.05) | 8 | UR |
| | 1J7-12169-U1 | PAD, adjusting (3.10) | 8 | UR |
| | 1J7-12169-V1 | PAD, adjusting (3.15) | 8 | UR |
| | 1J7-12169-W1 | PAD, adjusting (3.20) | 8 | UR |
| 10 | 31A-12153-00 | LIFTER, valve | 8 | |



447110-0050

B6

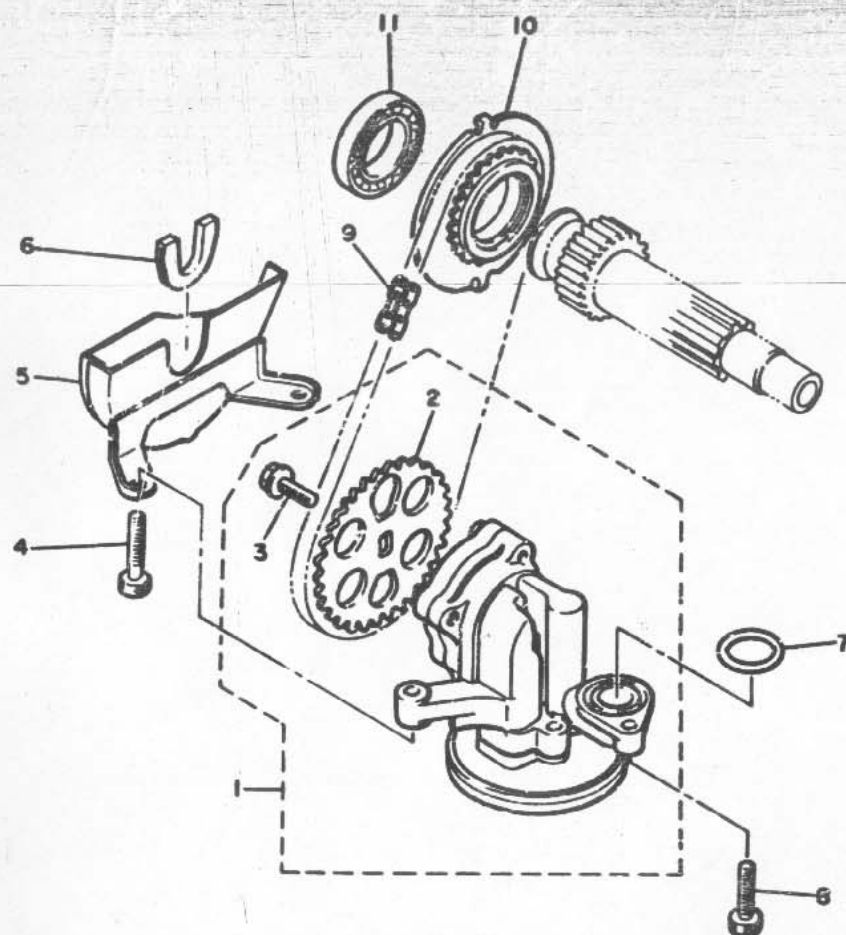
FIG. 5 CAMSHAFT, CHAIN



| REF. NO. | PART NO. | DESCRIPTION | Q'TY | REMARKS |
|----------|--------------|---------------------------|------|---------|
| 1 | 31A-12171-00 | CAMSHAFT 1 | 1 | |
| 2 | 31A-12181-00 | CAMSHAFT 2 | 1 | |
| 3 | 4G0-12176-01 | SPROCKET, cam chain | 2 | |
| 4 | 90105-07087 | BOLT, washer based | 4 | |
| 5 | 94580-58120 | CHAIN (DID 219FTS-120L) | 1 | |
| 6 | 94680-37021 | JOINT, chain | 1 | |
| 7 | 4H7-12241-00 | GUIDE, stopper 2 | 1 | |
| 8 | 12R-12210-00 | TENSIONER ASSY, cam chain | 1 | |
| 9 | 5G2-12213-00 | GASKET, tensioner case | 1 | |
| 10 | 4H7-12251-00 | DAMPER, chain 1 | 1 | |
| 11 | 4H7-12252-00 | DAMPER, chain 2 | 1 | |
| 12 | 90109-10570 | BOLT | 1 | |
| 13 | 95301-10700 | NUT | 1 | |
| 14 | 92901-08600 | WASHER, Plate | 1 | |
| 15 | 93210-08006 | O-RING | 1 | |
| 16 | 91311-06025 | BOLT | 2 | |

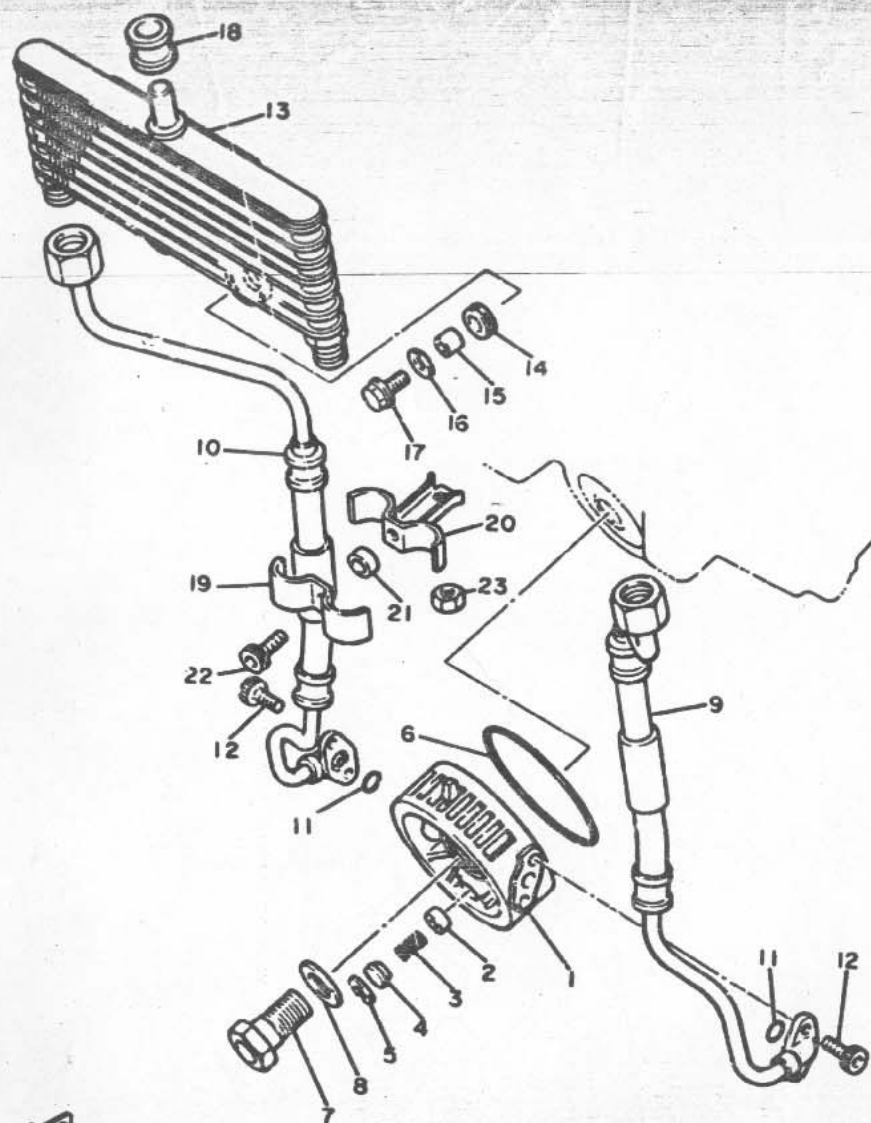
31E171-3040

FIG. 8 OIL PUMP



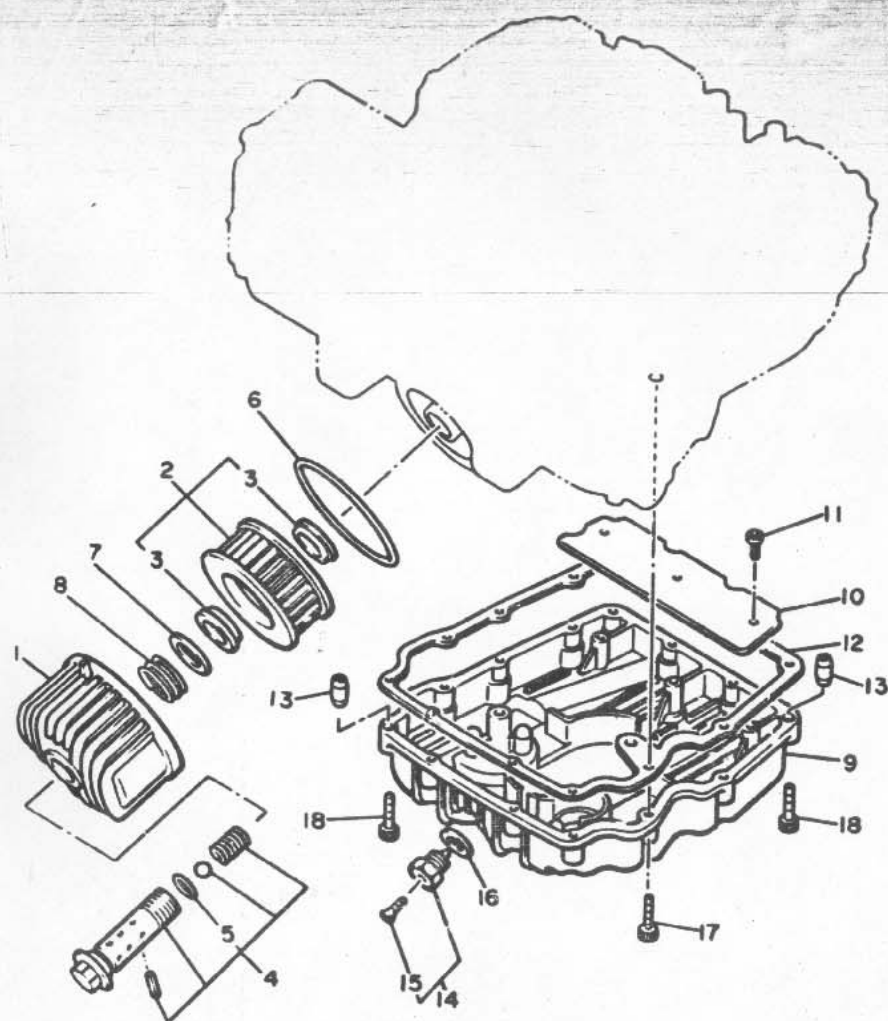
| REF. NO. | PART NO. | DESCRIPTION | Q'TY | REMARKS |
|----------|--------------|---------------------------|------|---------|
| 1 | 5G2-13300-00 | OIL PUMP ASSY | 1 | |
| 2 | 5G2-13355-00 | •SPROCKET, driven | 1 | |
| 3 | 90105-06154 | •BOLT, washer based | 1 | |
| 4 | 90110-06035 | BOLT, hexagon socket head | 2 | |
| 5 | 4H7-13327-00 | COVER, Pump Gear | 1 | |
| 6 | 4H7-13328-00 | GROMMET, Gear cover | 1 | |
| 7 | 93210-18319 | O-RING | 1 | |
| 8 | 91316-06025 | BOLT | 1 | |
| 9 | 94580-25062 | CHAIN (D1025 62L) | 1 | |
| 10 | 4H7-13354-00 | SPROCKET, drive (25T) | 1 | |
| 11 | 93315-23208 | BEARING, cylindrical | 1 | |

FIG. 7 OIL COOLER



| REF. NO. | PART NO. | DESCRIPTION | Q'TY | REMARKS |
|----------|--------------|----------------------|------|---------|
| 1 | 5N1-13461-00 | PLATE, adaptor | 1 | |
| 2 | 2H9-13493-00 | PLUNGER | 1 | |
| 3 | 90501-12413 | SPRING, compression | 1 | |
| 4 | 90209-06173 | WASHER | 1 | |
| 5 | 99009-17500 | CIRCLIP | 1 | |
| 6 | 93210-88324 | O-RING | 1 | |
| 7 | 90401-20089 | BOLT, union | 1 | |
| 8 | 90201-25526 | WASHER, Plate (T2.0) | 1 | |
| 9 | 31A-13464-00 | HOSE, oil 1 | 1 | |
| 10 | 31A-13465-00 | HOSE, oil 2 | 1 | |
| 11 | 93210-10197 | O-RING | 2 | |
| 12 | 9131E-06016 | BOLT | 4 | |
| 13 | 31A-13470-01 | OIL COOLER ASSY | 1 | |
| 14 | 90480-15235 | GROMMET | 2 | |
| 15 | 90387-060A7 | COLLAR | 2 | |
| 16 | 90209-06174 | WASHER | 2 | |
| 17 | 95826-06020 | BOLT, flange | 2 | |
| 18 | 90480-16284 | GROMMET | 1 | |
| 19 | 90462-10066 | CLAMP | 1 | |
| 20 | 90462-10067 | CLAMP | 1 | |
| 21 | 90387-07038 | COLLAR | 1 | |
| 22 | 91316-06025 | BOLT | 1 | |
| 23 | 95311-08700 | NUT | 1 | |

FIG. 3 OIL CLEANER



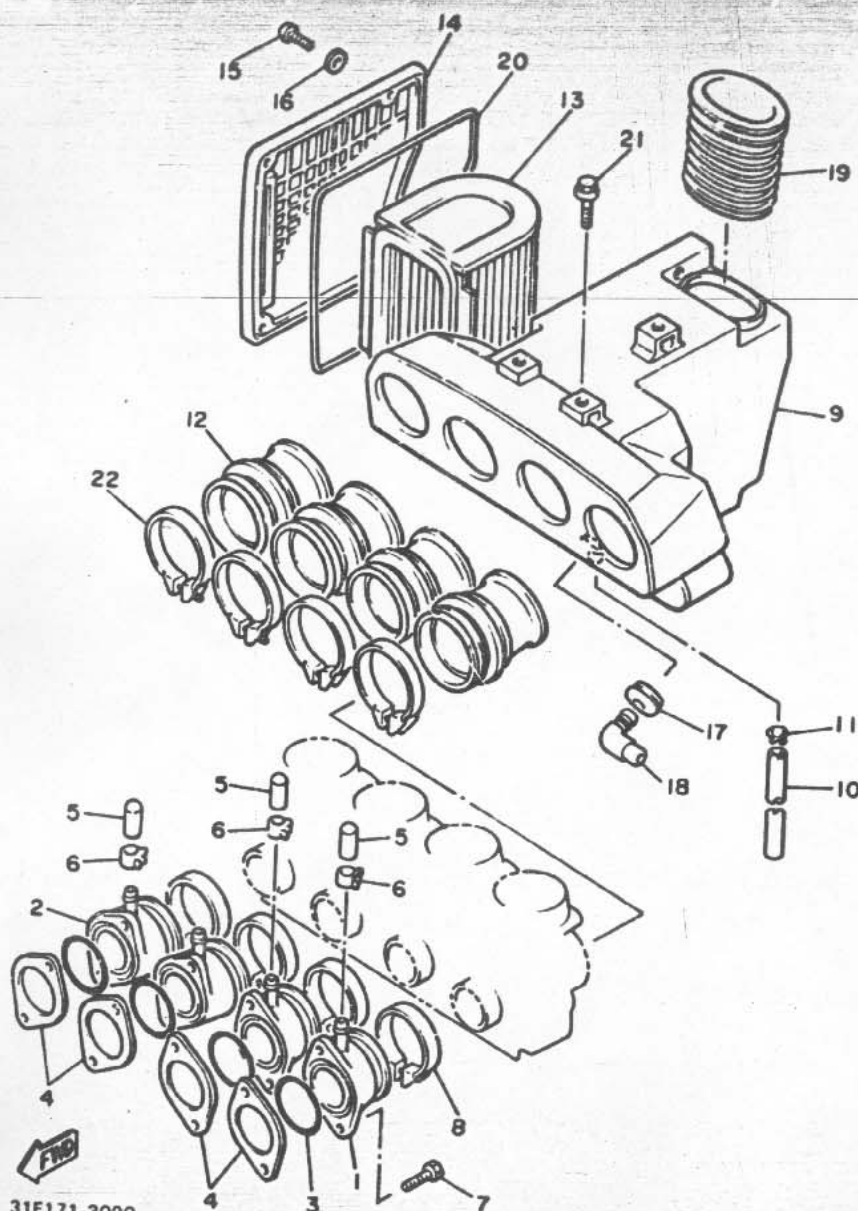
| REF. NO. | PART NO. | DESCRIPTION | Q'TY | REMARKS |
|----------|--------------|---------------------------|------|---------|
| 1 | 4H7-13447-00 | COVER, oil element | 1 | |
| 2 | 1L9-13440-91 | ELEMENT ASSY, oil cleaner | 1 | |
| 3 | 90480-23193 | GROMMET | 2 | |
| 4 | 1L9-13340-01 | BY-PASS VALVE ASSY | 1 | |
| 5 | 93210-18325 | O-RING | 1 | |
| 6 | 93210-88324 | O-RING | 1 | |
| 7 | 90201-21608 | WASHER, Plate | 1 | |
| 8 | 90501-20422 | SPRING, compression | 1 | |
| 9 | 31A-13417-00 | COVER, strainer | 1 | |
| 10 | 4H7-13337-00 | PLATE, baffle lower | 1 | |
| 11 | 92501-06010 | SCREW, Pan head | 3 | |
| 12 | 4H7-13414-01 | GASKET, strainer cover | 1 | |
| 13 | 91810-18016 | PIN, dowel | 2 | |
| 14 | 4X7-13455-00 | PLUG | 1 | |
| 15 | 98901-06008 | SCREW, bind | 1 | |
| 16 | 214-11198-01 | GASKET | 1 | |
| 17 | 91311-06030 | BOLT | 11 | |
| 18 | 91311-06040 | BOLT | 2 | |



42N300-4080

B10

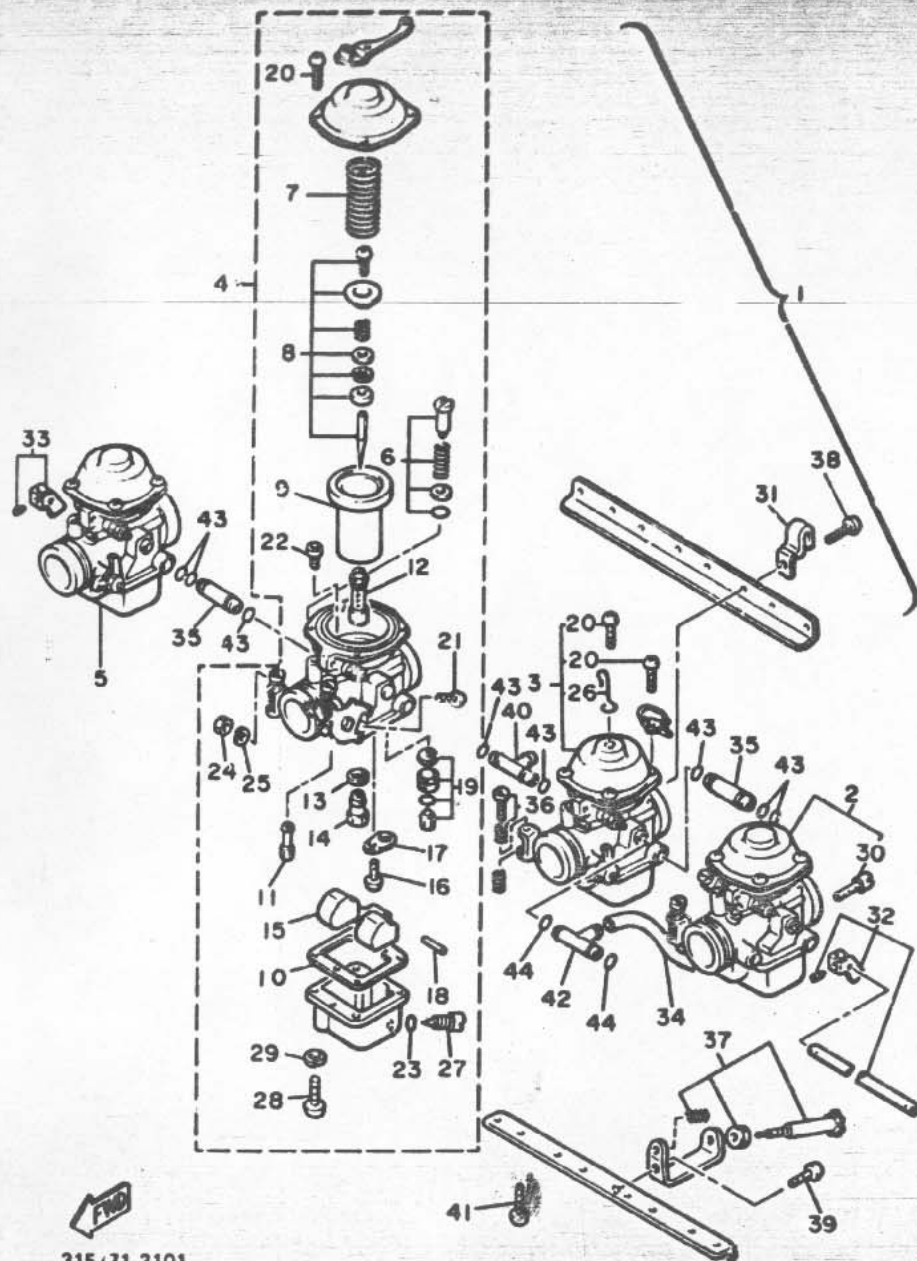
FIG. 9 INTAKE



| REF. NO. | PART NO. | DESCRIPTION | Q'TY | REMARKS |
|----------|--------------|-----------------------|------|---------|
| 1 | 31A-13586-00 | JOINT, carburetor 1 | 2 | |
| 2 | 31A-13586-00 | JOINT, carburetor 2 | 2 | |
| 3 | 93210-37532 | O-RING | 4 | |
| 4 | 31A-13556-00 | GASKET, manifold | 4 | |
| 5 | 16G-13569-00 | PLUG, blind | 3 | |
| 6 | 90437-10039 | CLIP | 3 | |
| 7 | 91316-06020 | BOLT | 8 | |
| 8 | 90460-52215 | CLAMP, hose | 4 | |
| 9 | 7'A-14401-00 | AIR CLEANER CASE ASSY | 1 | |
| 10 | 90445-11182 | HOSE | 1 | |
| 11 | 90467-09006 | CLIP | 1 | |
| 12 | 31A-14453-00 | JOINT, air cleaner 1 | 4 | |
| 13 | 31A-14451-00 | ELEMENT, air cleaner | 1 | |
| 14 | 31A-14412-00 | CAP, cleaner case 1 | 1 | |
| 15 | 92501-06020 | SCREW, Pan head | 4 | |
| 16 | 92901-06600 | WASHER, Plate | 4 | |
| 17 | 31A-14435-00 | GROMMET | 1 | |
| 18 | 31A-14419-00 | PIPE | 1 | |
| 19 | 31A-14437-00 | DUCT | 1 | |
| 20 | 31A-14452-00 | SEAL | 1 | |
| 21 | 90119-06029 | BOLT, with washer | 3 | |
| 22 | 90460-58015 | CLAMP, hose | 4 | |

31E171-3090

FIG. 10 CARBURETOR

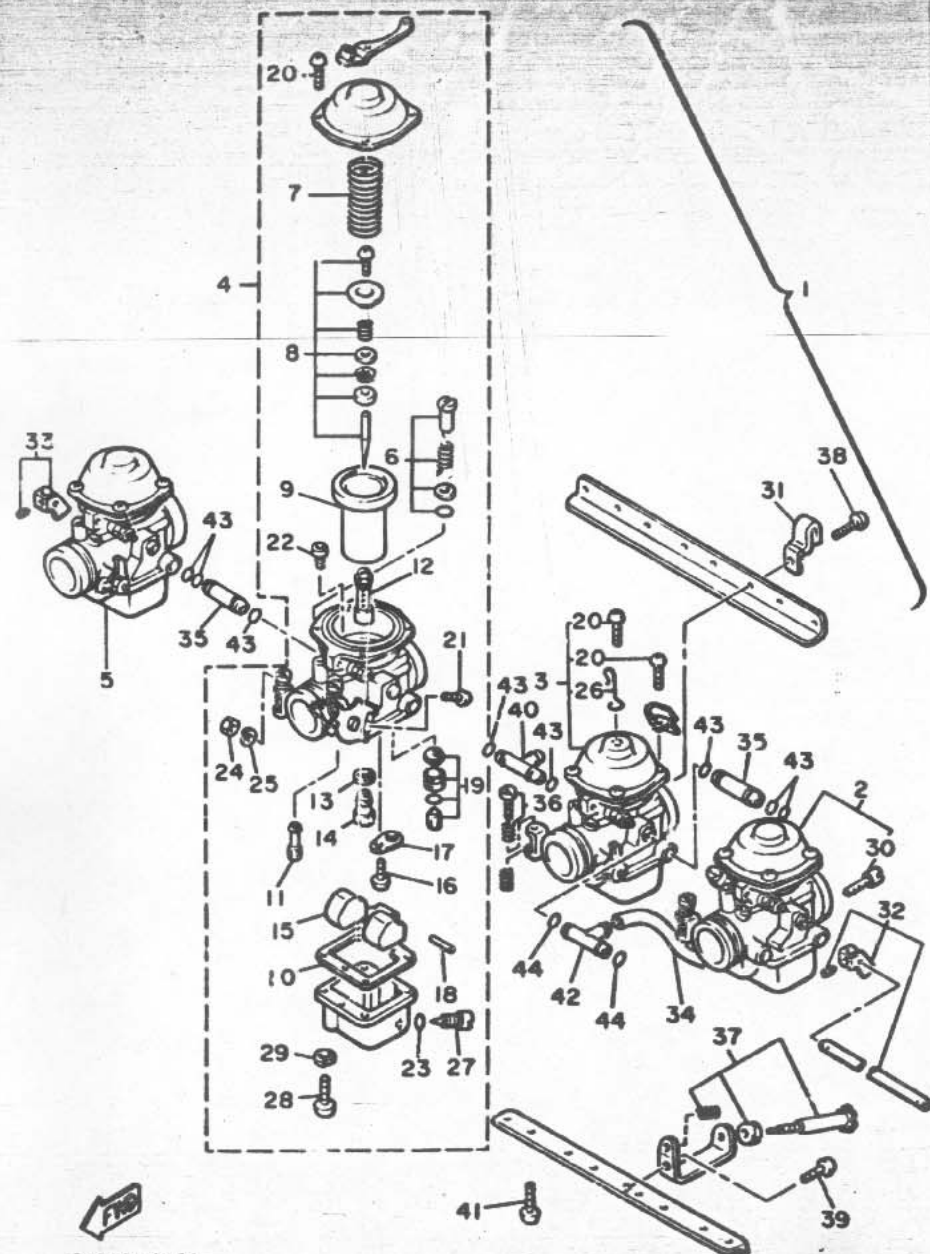


| REF. NO. | PART NO. | DESCRIPTION | Q'TY | REMARKS |
|----------|--------------|-------------------------|------|---------|
| 1 | 58L-14900-00 | CARBURETOR ASSY | 1 | |
| 2 | 58L-14901-00 | ..CARBURETOR ASSY 1 | 1 | |
| 3 | 58L-14902-00 | ..CARBURETOR ASSY 2 | 1 | |
| 4 | 58L-14903-00 | ..CARBURETOR ASSY 3 | 1 | |
| 5 | 58L-14904-00 | ..CARBURETOR ASSY 4 | 1 | |
| 6 | 12R-14105-00 | ..PILOT SCREW SET | 4 | |
| 7 | 3G1-14933-00 | ..SPRING, diaphragm | 4 | |
| 8 | 36Y-1490J-00 | ..NEEDLE SET | 4 | |
| 9 | 3H5-14940-00 | ..DIAPHRAGM ASSY | 4 | |
| 10 | 12R-14984-00 | ..GASKET, float chamber | 4 | |
| 11 | 4G0-14142-40 | ..JET, Pilot (# 40) | 4 | |
| 12 | 16H-14941-90 | ..NOZZLE, main | 4 | |
| 13 | 137-14153-00 | ..WASHER, main Jet | 4 | |
| 14 | 620-14231-72 | ..JET, main (#107.5) | 4 | |
| 15 | 3H5-14985-00 | ..FLOAT | 4 | |
| 16 | 98501-04006 | ..SCREW, Pan head | 4 | |
| 17 | 2H0-14146-00 | ..PLATE | 4 | |
| 18 | 537-14186-00 | ..PIN, float | 4 | |
| 19 | 25G-14107-23 | ..NEEDLE VALVE SET | 4 | |
| 20 | 97801-05010 | ..SCREW, Pan head | 16 | |
| 21 | 98302-05006 | ..SCREW, cylinder head | 4 | |
| 22 | 12R-1410A-00 | ..STARTER SET | 4 | |
| 23 | 214-14147-00 | ..O-RING | 4 | |
| 24 | 812-14594-00 | ..NUT | 3 | |
| 25 | 92901-08100 | ..WASHER, spring | 3 | |
| 26 | 90462-13032 | ..CLAMP | 1 | |
| 27 | 2L1-14191-00 | ..PLUG, drain | 4 | |
| 28 | 98501-05016 | ..SCREW, Pan head | 16 | |

31E/71-3101

B12

FIG. 10 CARBURETOR



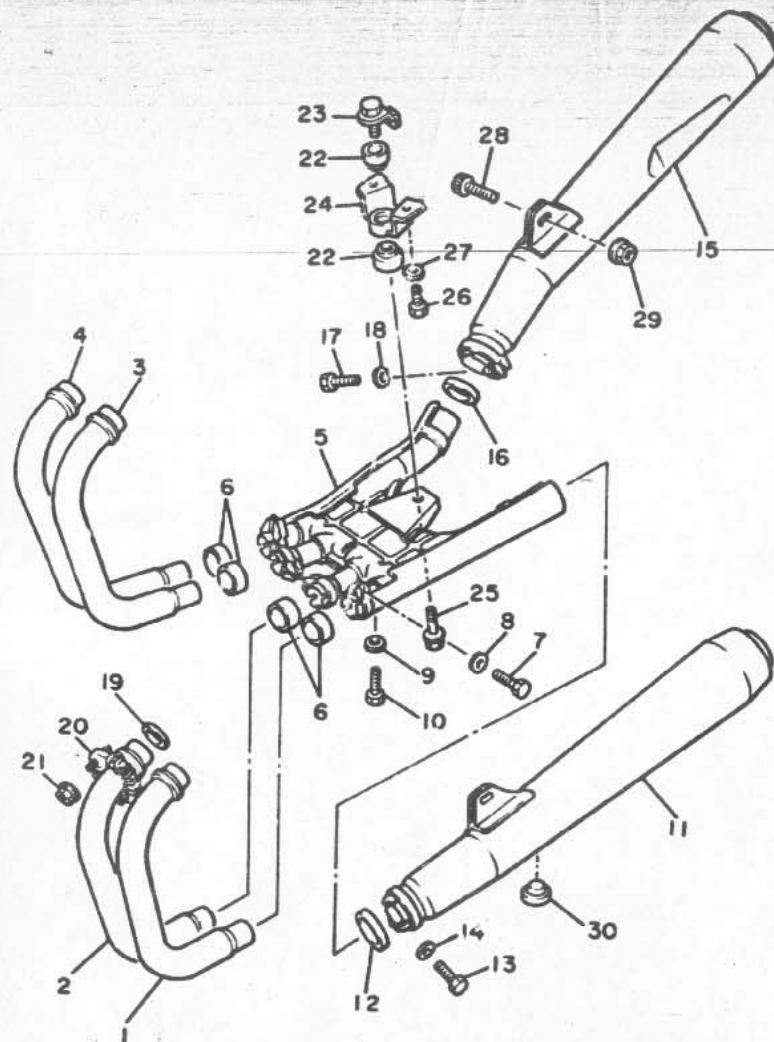
| REF. NO. | PART NO. | DESCRIPTION | Q'TY | REMARKS |
|----------|--------------|---------------------------|------|---------|
| 29 | 92901-05100 | •WASHER, spring | 16 | |
| 30 | 256-14944-32 | •JET, main (#160) | 4 | |
| 31 | 49A-14139-00 | •CLIP, pipe | 1 | |
| 32 | 31A-1490L-00 | •STARTER LEVER SET, 1 | 1 | |
| 33 | 31A-1490M-00 | •STARTER LEVER SET, 2 | 3 | |
| 34 | 35H-14987-00 | •HOSE | 2 | |
| 35 | 31A-14988-00 | •PIPE, starter connecting | 2 | |
| 36 | 31A-1490K-00 | •STOP SCREW SET | 3 | |
| 37 | 31A-14103-00 | •THROTTLE SCREW SET | 1 | |
| 38 | 97801-05010 | •SCREW, Pan head | 8 | |
| 39 | 4U8-14122-00 | •SCREW, throttle | 1 | |
| 40 | 1J7-14988-00 | •NIPPLE | 1 | |
| 41 | 97801-06014 | •SCREW, Pan head | 8 | |
| 42 | 17A-14251-00 | •NIPPLE | 2 | |
| 43 | 36Y-14147-00 | •O-RING | 8 | |
| 44 | 822-14147-00 | •O-RING | 4 | |



31E171-3101

B13

FIG. 11 EXHAUST

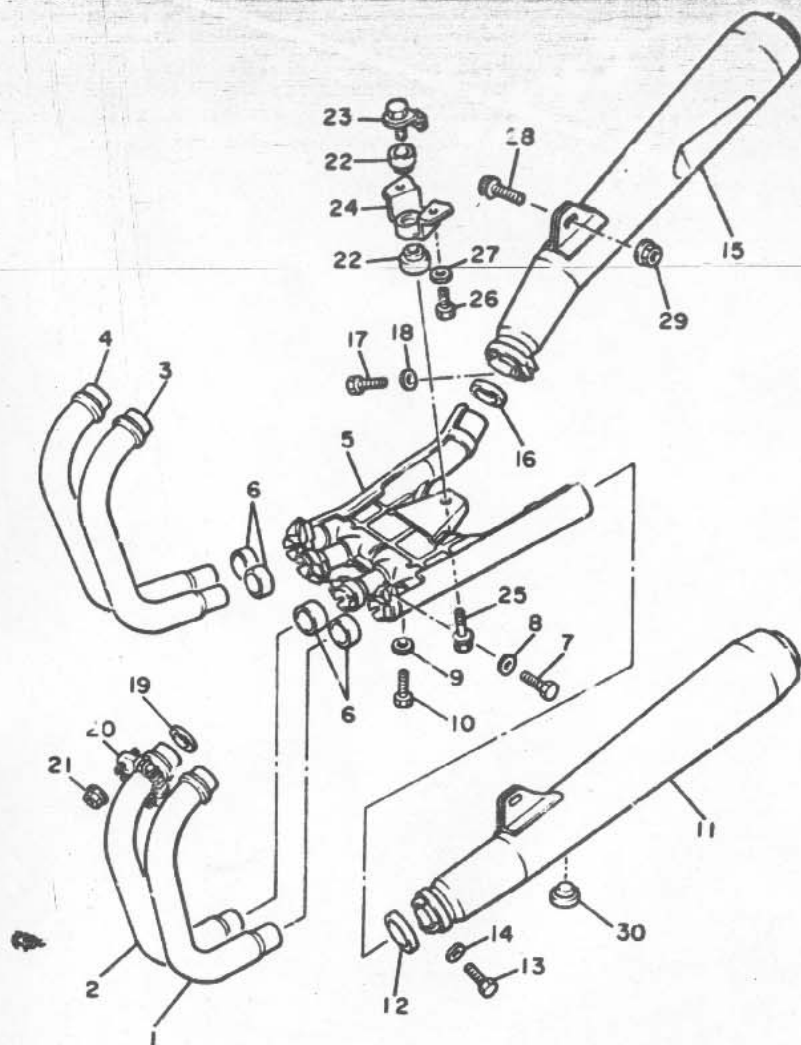


| REF. NO. | PART NO. | DESCRIPTION | Q'TY | REMARKS |
|----------|--------------|----------------------|------|---------|
| 1 | 58L-14611-00 | PIPE, exhaust 1 | 1 | |
| 2 | 58L-14621-00 | PIPE, exhaust 2 | 1 | |
| 3 | 58L-14631-00 | PIPE, exhaust 3 | 1 | |
| 4 | 58L-14641-00 | PIPE, exhaust 4 | 1 | |
| 5 | 58L-14615-00 | JOINT, exhaust 1 | 1 | |
| 6 | 31A-14714-00 | GASKET, muffler | 4 | |
| 7 | 97311-08025 | BOLT | 4 | |
| 8 | 92901-08600 | WASHER, Plate | 4 | |
| 9 | 92990-06600 | WASHER, Plate | 4 | |
| 10 | 90101-06575 | BOLT | 4 | |
| 11 | 31A-14711-00 | MUFFLER 1 | 1 | |
| 12 | 1L9-14714-01 | GASKET, muffler | 1 | |
| 13 | 97311-08025 | BOLT | 1 | |
| 14 | 92901-08300 | WASHER, Plate | 1 | |
| 15 | 31A-14721-00 | MUFFLER 2 | 1 | |
| 16 | 1L9-14714-01 | GASKET, muffler | 1 | |
| 17 | 97311-08025 | BOLT | 1 | |
| 18 | 92901-08600 | WASHER, Plate | 1 | |
| 19 | 4H7-14613-00 | GASKET, exhaust Pipe | 4 | |
| 20 | 31A-14612-00 | NUT, ring | 4 | |
| 21 | 90179-06499 | NUT | 8 | |
| 22 | 4K0-14747-00 | DAMPER, muffler | 2 | |
| 23 | 4K0-14638-00 | COLLAR | 1 | |
| 24 | 4K0-14791-00 | STAY, muffler | 1 | |
| 25 | 95801-10040 | BOLT, triangle | 1 | |
| 26 | 97311-08025 | BOLT | 2 | |
| 27 | 92901-08600 | WASHER, Plate | 2 | |
| 28 | 91311-10025 | BOLT | 2 | |

31E171-3110

FIG. 11 EXHAUST

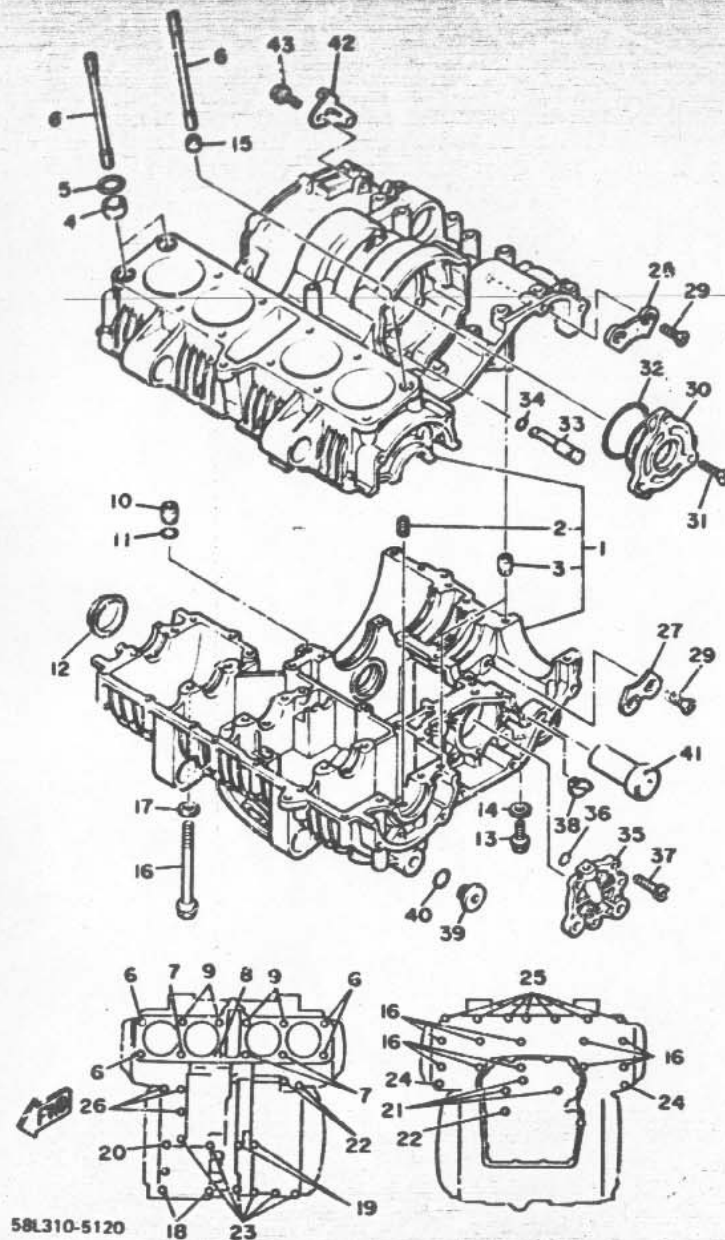
| REF. NO. | PART NO. | DESCRIPTION | Q'TY | REMARKS |
|----------|--------------|---------------------|------|---------|
| 29 | 95702-10100 | NUT, flange | 2 | |
| 30 | 1A0-27114-00 | STOPPER, main stand | 1 | |



31E171-3110

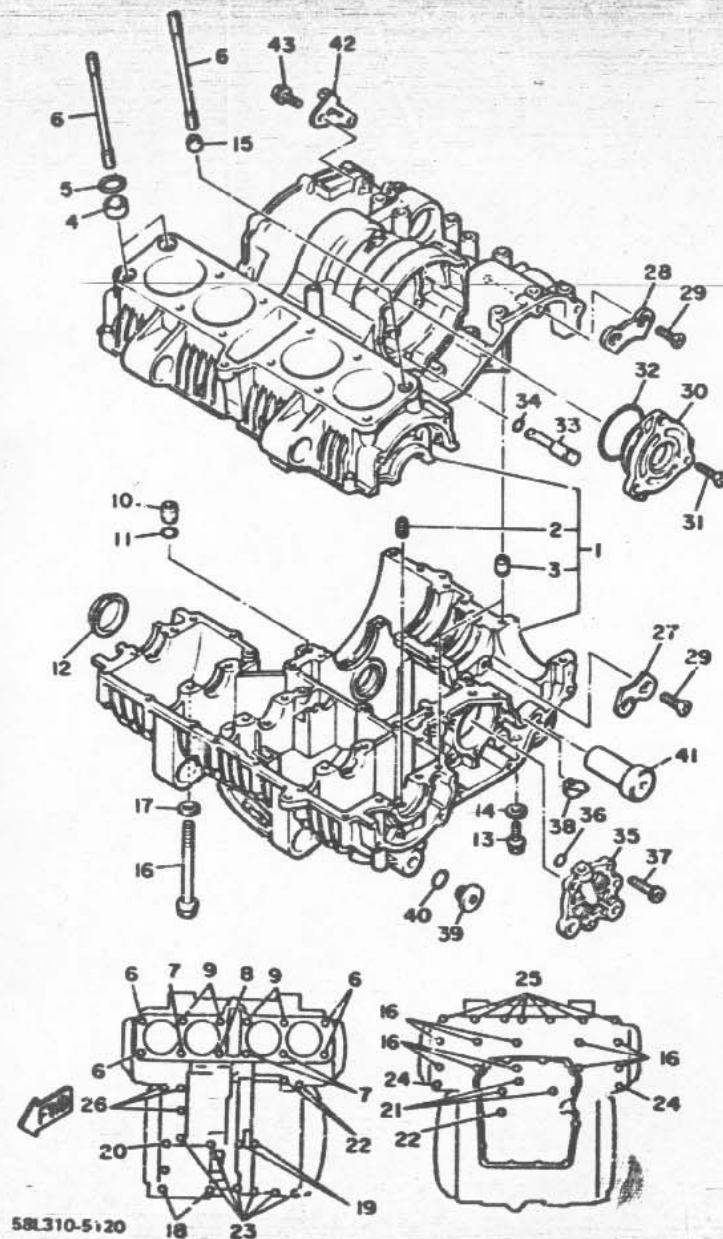
B15

FIG. 12 CRANKCASE



| REF. NO. | PART NO. | DESCRIPTION | Q'TY | REMARKS |
|----------|--------------|--------------------------|------|---------|
| 1 | 31A-15100-01 | CRANKCASE ASSY | 1 | |
| 2 | 4H7-15138-00 | NOZZLE 1 | 3 | |
| 3 | 91830-22016 | PIN, dowel | 3 | |
| 4 | 90387-16547 | COLLAR | 2 | |
| 5 | 93210-18322 | O-RING | 2 | |
| 6 | 90116-10330 | BOLT, stud | 4 | |
| 7 | 90116-10329 | BOLT, stud | 3 | |
| 8 | 90116-10328 | BOLT, stud | 1 | |
| 9 | 4H7-11363-00 | BOLT, cylinder holding 3 | 4 | |
| 10 | 91830-22016 | PIN, dowel | 1 | |
| 11 | 93210-11124 | O-RING | 1 | |
| 12 | 4H7-13167-10 | PLUG, blind 1 | 1 | |
| 13 | 90105-08003 | BOLT, washer based | 1 | |
| 14 | 90201-08087 | WASHER, Plate | 1 | |
| 15 | 91830-22016 | PIN, dowel | 3 | |
| 16 | 95811-08105 | BOLT, flange | 10 | |
| 17 | 90201-094G1 | WASHER, Plate | 8 | |
| 18 | 95811-08065 | BOLT, flange | 2 | |
| 19 | 95811-06135 | BOLT, flange | 2 | |
| 20 | 95811-06120 | BOLT, flange | 1 | |
| 21 | 95811-06080 | BOLT, flange | 3 | |
| 22 | 95811-03070 | BOLT, flange | 3 | |
| 23 | 95811-06060 | BOLT, flange | 6 | |
| 24 | 95811-06055 | BOLT, flange | 2 | |
| 25 | 95811-08045 | BOLT, flange | 7 | |
| 26 | 95811-06035 | BOLT, flange | 3 | |
| 27 | 31A-15381-00 | PLATE, bearing cover | 1 | |
| 28 | 31A-15383-00 | PLATE, bearing cover | 1 | |

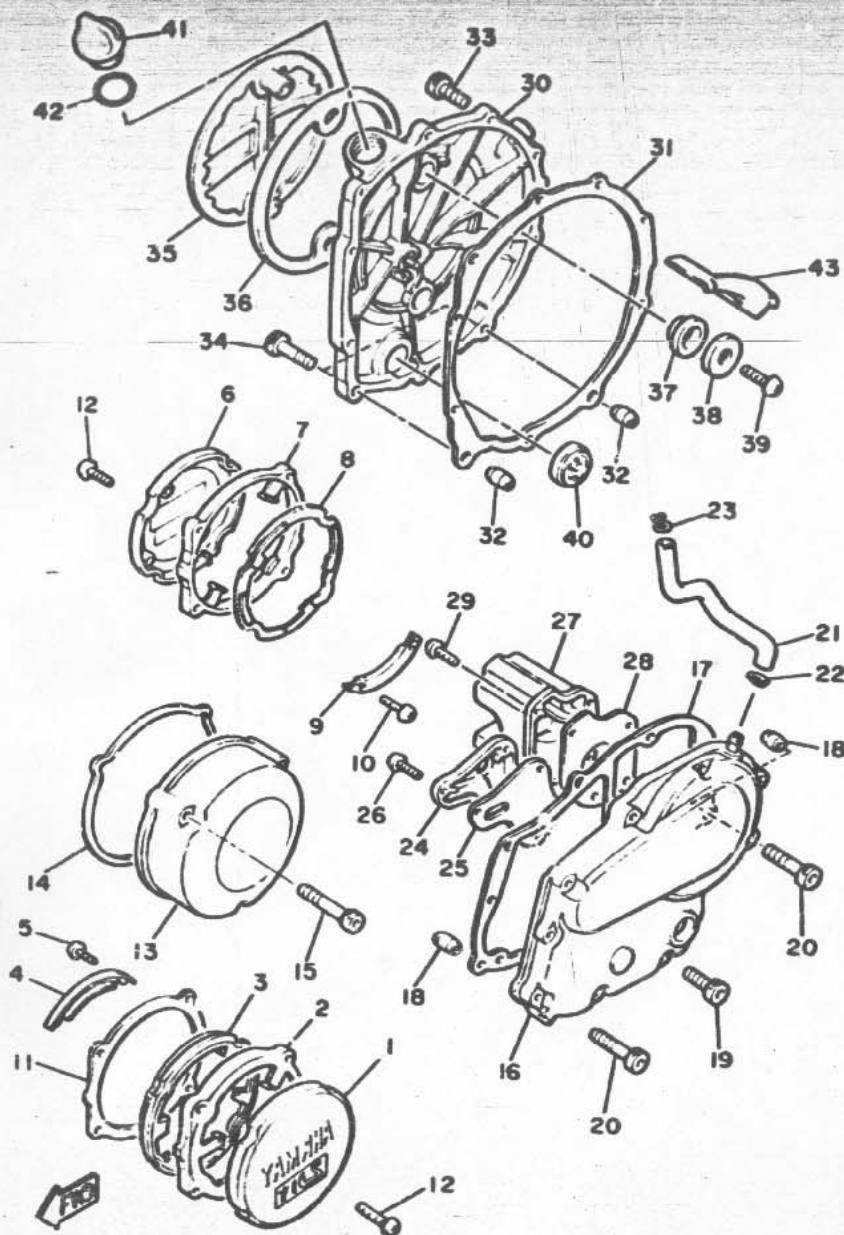
FIG. 12 CRANKCASE



| REF. NO. | PART NO. | DESCRIPTION | Q'TY | REMARKS |
|----------|--------------|----------------------|------|---------|
| 29 | 90149-08152 | SCREW | 4 | |
| 30 | 4H7-15163-01 | HOUSING, bearing 1 | 1 | |
| 31 | 90151-06014 | SCREW, countersunk | 3 | |
| 32 | 93210-62439 | O-RING | 1 | |
| 33 | 4H7-13454-00 | NOZZLE | 1 | |
| 34 | 93210-07540 | O-RING | 1 | |
| 35 | 16G-15164-00 | HOUSING, bearing 2 | 1 | |
| 36 | 93210-07438 | O-RING | 1 | |
| 37 | 91311-06020 | BOLT | 3 | |
| 38 | 4H7-15365-00 | GROMMET | 1 | |
| 39 | 4H7-15189-00 | PLUG | 2 | |
| 40 | 93210-20573 | O-RING | 2 | |
| 41 | 90387-125A2 | COLLAR | 2 | |
| 42 | 4H7-15441-01 | HOLDER, clutch cable | 1 | |
| 43 | 91311-06012 | BOLT | 2 | |

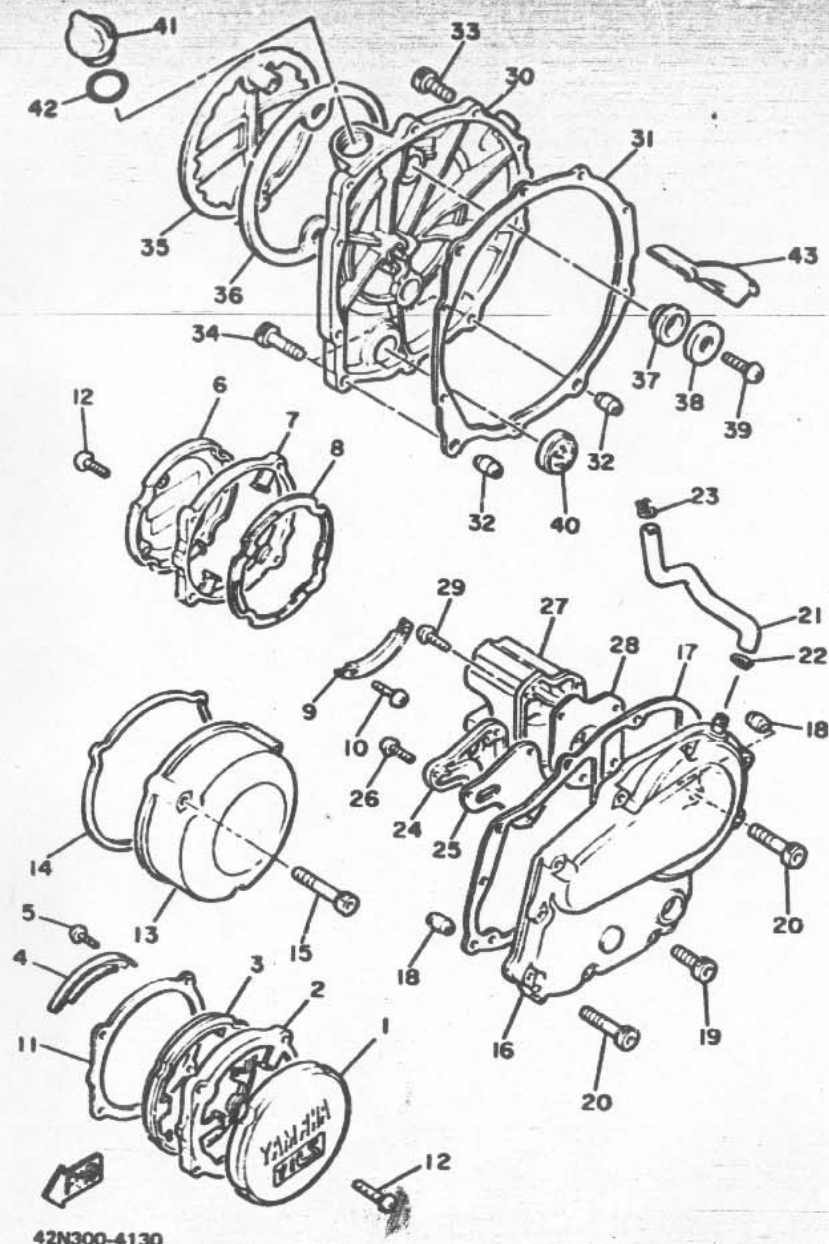
FIG. 13 CRANKCASE COVER 1

| REF. NO. | PART NO. | DESCRIPTION | Q'TY | REMARKS |
|----------|--------------|---------------------------|------|---------|
| 1 | 22N-15416-00 | COVER, oil Pump | 1 | |
| 2 | 31A-15431-01 | COVER, crankcase 3 | 1 | |
| 3 | 22N-15449-00 | RING, rubber | 1 | |
| 4 | 22N-15144-00 | PLATE, lock | 2 | |
| 5 | 92501-08010 | SCREW, Pan head | 4 | |
| 6 | 22N-15426-00 | COVER, oil Pump 2 | 1 | |
| 7 | 31A-15431-01 | COVER, crankcase 3 | 1 | |
| 8 | 22N-15449-00 | RING, rubber | 1 | |
| 9 | 22N-15144-00 | PLATE, lock | 2 | |
| 10 | 92501-06010 | SCREW, Pan head | 4 | |
| 11 | 4H7-15456-00 | GASKET, oil Pump cover 1 | 1 | |
| 12 | 98901-06020 | SCREW, bind | 8 | |
| 13 | 4H7-15415-00 | COVER, Generator | 1 | |
| 14 | 4H7-15455-00 | GASKET 1 | 1 | |
| 15 | 91311-06070 | BOLT | 3 | |
| 16 | 5G2-15409-00 | CRANKCASE COVER ASSY | 1 | |
| 17 | 4H7-15451-00 | GASKET, crankcase cover 1 | 1 | |
| 18 | 91830-21014 | PIN, dowel | 2 | |
| 19 | 91311-06025 | BOLT | 8 | |
| 20 | 91311-05040 | BOLT | 2 | |
| 21 | 5G2-11166-00 | PIPE, breather 1 | 1 | |
| 22 | 90467-14015 | CLIP | 1 | |
| 23 | 90468-08104 | CLIP | 1 | |
| 24 | 4H7-15346-00 | BREATHER 1 | 1 | |
| 25 | 4H7-15457-00 | GASKET | 1 | |
| 26 | 92501-06014 | SCREW, Pan head | 3 | |
| 27 | 4H7-15347-00 | BREATHER 2 | 1 | |
| 28 | 4H7-15467-00 | GASKET | 1 | |



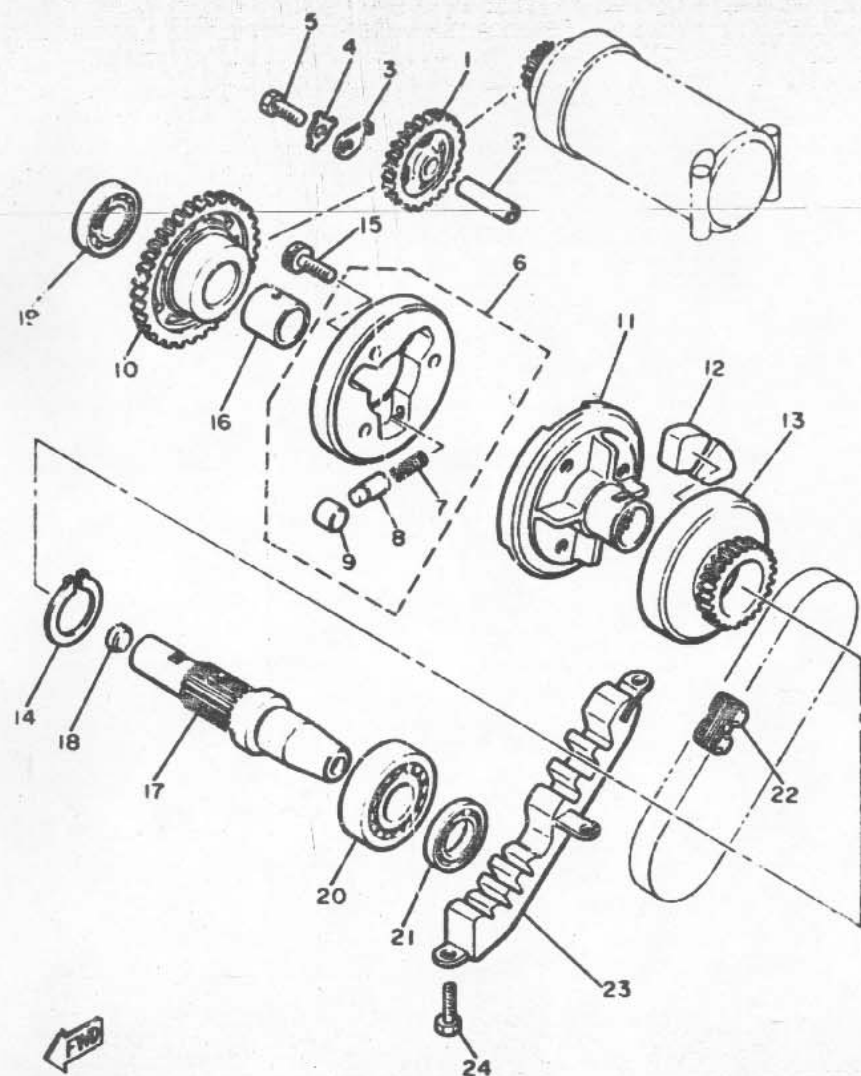
42N300-4130

FIG. 13 CRANKCASE COVER 1



| REF. NO. | PART NO. | DESCRIPTION | Q'TY | REMARKS |
|----------|--------------|---------------------------|------|---------|
| 29 | 92-01-06014 | SCREW, Pan head | 4 | |
| 30 | 4H7-15421-02 | COVER, crankcase 2 | 1 | |
| 31 | 4H7-15461-01 | GASKET, crankcase cover 2 | 1 | |
| 32 | 91830-21014 | PIN, dowel | 2 | |
| 33 | 91311-06025 | BOLT | 8 | |
| 34 | 91311-06040 | BOLT | 2 | |
| 35 | 5G2-15417-00 | COVER, cap | 1 | |
| 36 | 4H7-15449-00 | RING, rubber | 1 | |
| 37 | 4H7-15486-00 | GROMMET | 2 | |
| 38 | 90209-06096 | WASHER | 2 | |
| 39 | 92501-06014 | SCREW, Pan head | 2 | |
| 40 | 2H7-15361-00 | GAUGE, level | 1 | |
| 41 | 2H7-15363-00 | PLUG, oil | 1 | |
| 42 | 93210-27370 | O-RING | 1 | |
| 43 | 4H7-15412-01 | SCRAPER, oil | 1 | |

FIG. 14 STARTER CLUTCH

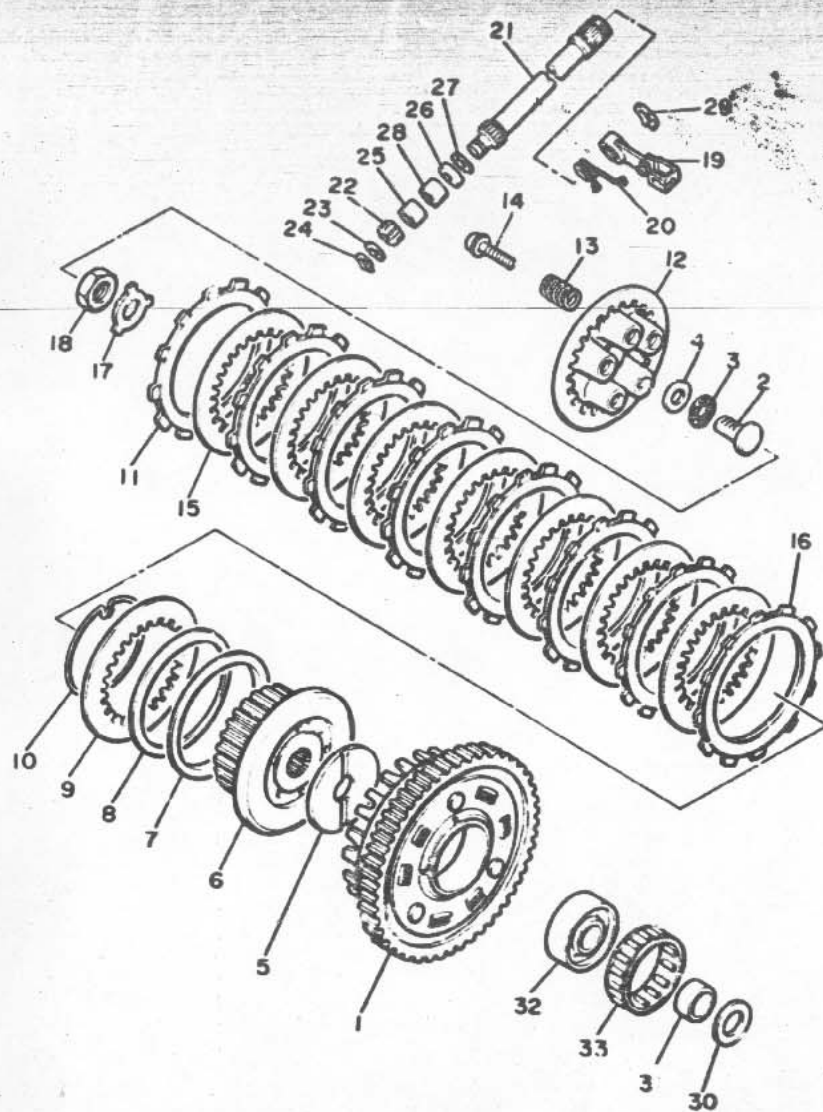


| REF. NO. | PART NO. | DESCRIPTION | Q'TY | REMARKS |
|----------|--------------|-----------------------------|------|---------|
| 1 | 4H7-15512-00 | GEAR, idler 1 (27T) | 1 | |
| 2 | 4H7-15521-00 | SHAFT 1 | 1 | |
| 3 | 2H7-15531-00 | PLATE, stopper | 1 | |
| 4 | 90215-06040 | WASHER, lock | 1 | |
| 5 | 97301-06016 | BOLT | 1 | |
| 6 | 31A-15580-00 | STARTER CLUTCH OUTER ASSY | 1 | |
| 7 | 90501-04503 | •SPRING, compression | 3 | |
| 8 | 341-15583-05 | •CAP, starter clutch spring | 3 | |
| 9 | 93615-12088 | •PIN, dowel | 3 | |
| 10 | 4H7-15517-00 | GEAR, idler 2 (43T) | 1 | |
| 11 | 4H7-15524-00 | WHEEL, starter | 1 | |
| 12 | 4H7-16155-01 | ABSORBER 1 | 4 | |
| 13 | 4H7-15519-00 | SPROCKET, starter (21T) | 1 | |
| 14 | 93410-32052 | CIRCLIP | 1 | |
| 15 | 91316-02014 | BOLT | 3 | |
| 16 | 90387-202A7 | COLLAR | 1 | |
| 17 | 4H7-15522-00 | SHAFT 2 | 1 | |
| 18 | 90331-12028 | PLUG | 1 | |
| 19 | 93306-00401 | BEARING (B6004) | 1 | |
| 20 | 93306-20541 | BEARING (B6205) | 1 | |
| 21 | 93102-25218 | OIL SEAL | 1 | |
| 22 | 4H7-11456-00 | CHAIN, Primary | 1 | |
| 23 | 4H7-11474-01 | GUIDE, upper | 1 | |
| 24 | 97301-06014 | BOLT | 2 | |



17Y700-2200

FIG. 15 CLUTCH

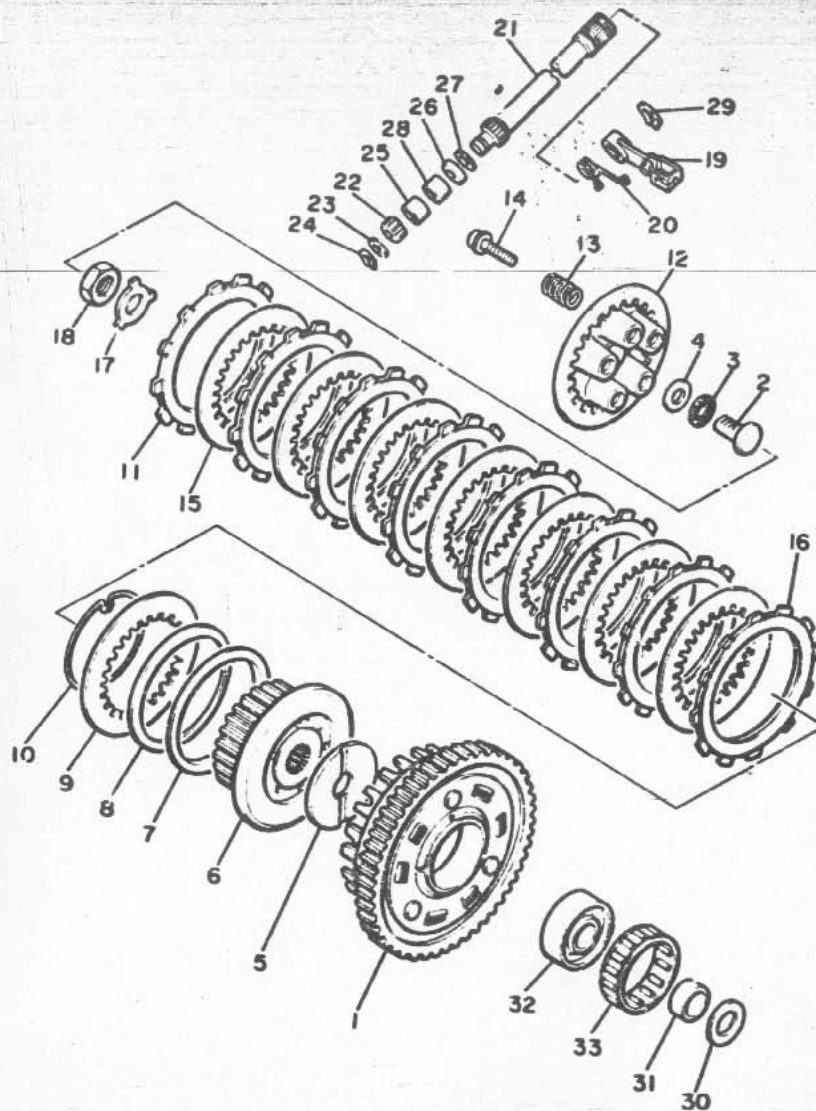


| REF. NO. | PART NO. | DESCRIPTION | Q'TY | REMARKS |
|----------|--------------|---------------------------|------|---------|
| 1 | 58L-16150-00 | PRIMARY DRIVEN GEAR COMP. | 1 | |
| 2 | 4H7-16356-00 | ROD, Push 1 | 1 | |
| 3 | 93340-21505 | BEARING | 1 | |
| 4 | 90201-151A7 | WASHER, Plate (T=1.0) | 1 | |
| 5 | 4H7-16154-00 | PLATE, thrust 1 | 1 | |
| 6 | 58L-16371-01 | BOSS, clutch | 1 | |
| 7 | 1J7-16384-00 | PLATE, seat | 1 | |
| 8 | 5Q2-16383-00 | SPRING, clutch boss | 1 | |
| 9 | 168-16324-00 | PLATE, clutch 1 | 1 | |
| 10 | 1J7-16385-00 | RING, clutch boss | 1 | |
| 11 | 4H7-16321-00 | PLATE, friction | 7 | |
| 12 | 58L-16351-00 | PLATE, Pressure 1 | 1 | |
| 13 | 90501-224A8 | SPRING, compression | 6 | |
| 14 | 90159-06092 | SCREW, with washer | 6 | |
| 15 | 31A-16325-00 | PLATE, clutch 2 | 7 | |
| 16 | 31A-16321-00 | PLATE, friction | 1 | |
| 17 | 90215-20231 | WASHER, lock | 1 | |
| 18 | 90170-20257 | NUT | 1 | |
| 19 | 4H7-16340-00 | PUSH LEVER ASSY | 1 | |
| 20 | 90508-16459 | SPRING, torsion | 1 | |
| 21 | 4H7-16382-01 | AXLE, Push lever | 1 | |
| 22 | 4H7-16398-00 | PINION, releas (16T) | 1 | |
| 23 | 92901-08600 | WASHER, Plate | 1 | |
| 24 | 99001-07600 | CIRCLIP | 1 | |
| 25 | 93317-11020 | BEARING, cylindrical | 1 | |
| 26 | 93102-12224 | OIL SEAL | 1 | |
| 27 | 90201-12163 | WASHER, Plate | 1 | |
| 28 | 93315-11208 | BEARING, cylindrical | 1 | |

38X000-3140

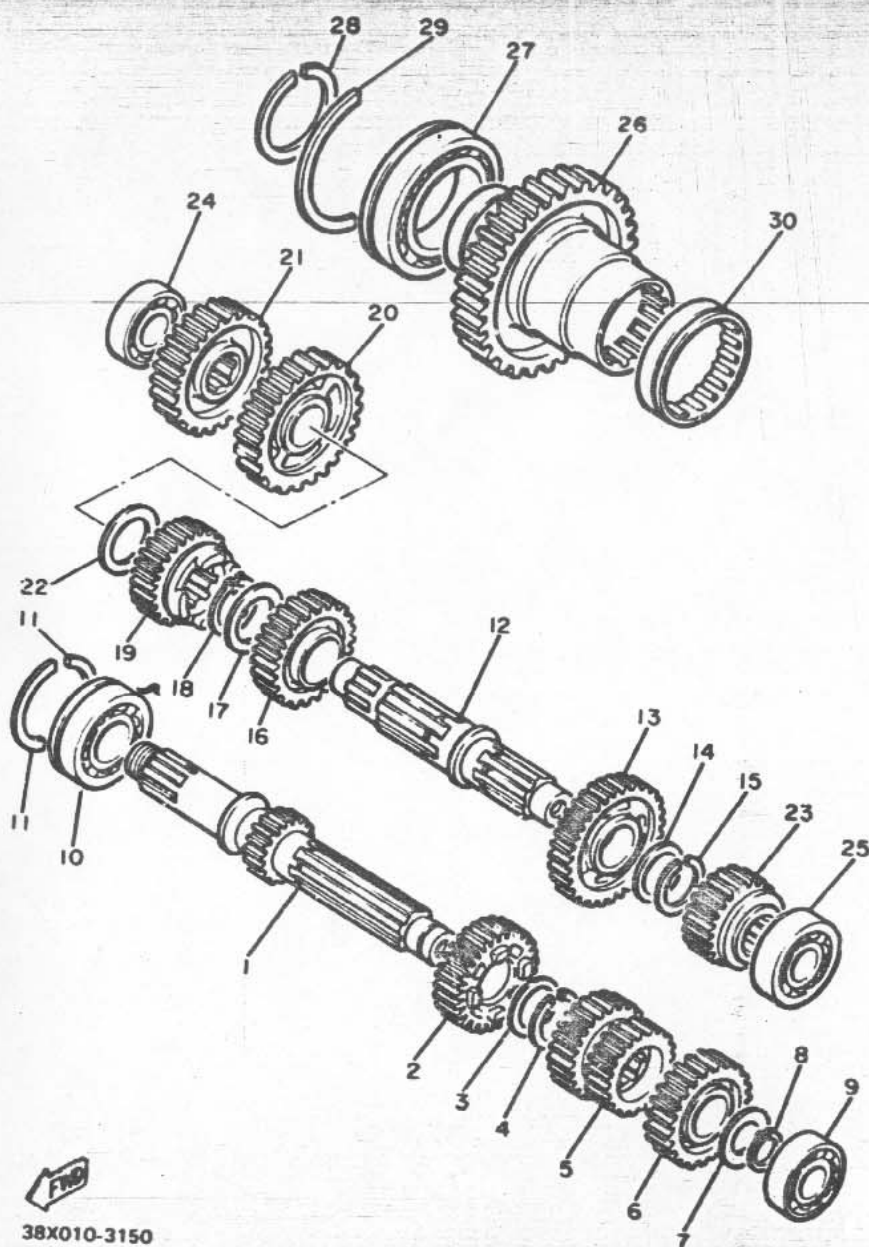
FIG. 15 CLUTCH

| REF. NO. | PART NO. | DESCRIPTION | Q'TY | REMARKS |
|----------|--------------|----------------------|------|---------|
| 29 | 99001-09600 | CIRCLIP | 1 | |
| 30 | 2K7-16154-00 | PLATE, thrust 1 | 1 | |
| 31 | 90387-252A8 | COLLAR | 1 | |
| 32 | 4H7-16181-00 | SPACER 1 | 1 | |
| 33 | 93310-365H3 | BEARING, cylindrical | 1 | |



38X010-3140

FIG. 16 TRANSMISSION



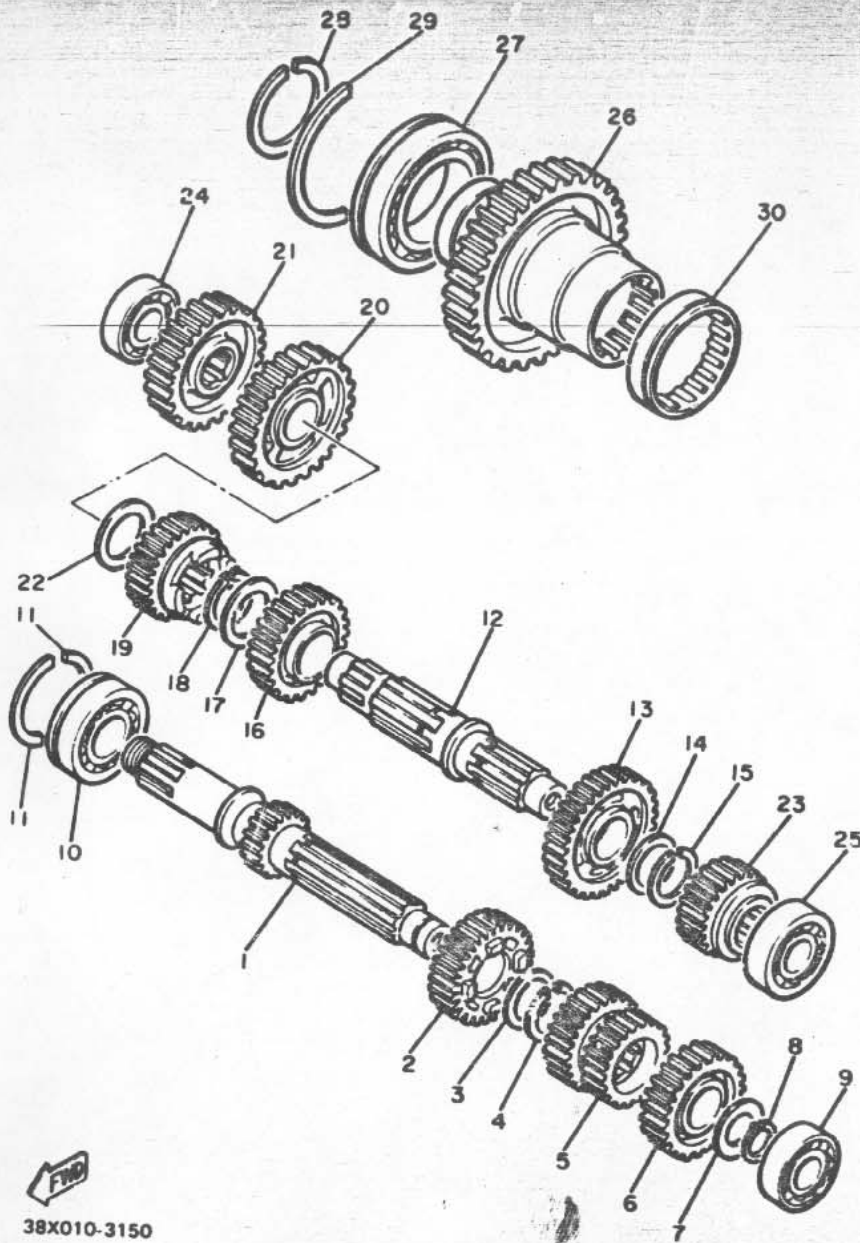
| REF. NO. | PART NO. | DESCRIPTION | Q'TY | REMARKS |
|----------|--------------|-------------------------------|------|---------|
| 1 | 4H7-17401-00 | MAIN AXLE ASSY (16T) | 1 | |
| 2 | 4H7-17141-00 | GEAR, 4th Pinion (30T) | 1 | |
| 3 | 90209-22191 | WASHER | 1 | |
| 4 | 93440-25019 | CIRCLIP | 1 | |
| 5 | 4H7-17121-00 | GEAR, 2nd/3rd Pinion (20/26T) | 1 | |
| 6 | 4H7-17151-00 | GEAR, 5th Pinion (32T) | 1 | |
| 7 | 90201-20276 | WASHER, Plate (1.0T) | 1 | |
| 8 | 93410-20009 | CIRCLIP | 1 | |
| 9 | 93306-20418 | BEARING (B6204CS) | 1 | |
| 10 | 93306-30528 | BEARING (B6305Z) | 1 | |
| 11 | 278-17424-01 | CIRCLIP 1 | 2 | |
| 12 | 4H7-17402-01 | DRIVE AXLE ASSY | 1 | |
| 13 | 31A-17221-00 | GEAR, 2nd wheel (30T) | 1 | |
| 14 | 90209-22252 | WASHER | 1 | |
| 15 | 93440-25019 | CIRCLIP | 1 | |
| 16 | 4H7-17231-01 | GEAR, 3rd wheel (30T) | 1 | |
| 17 | 90209-25196 | WASHER | 1 | |
| 18 | 93440-28062 | CIRCLIP | 1 | |
| 19 | 4H7-17241-00 | GEAR, 4th wheel (28T) | 1 | |
| 20 | 4H7-17211-01 | GEAR, 1st wheel (35T) | 1 | |
| 21 | 4L6-17582-00 | GEAR, middle drive (37T) | 1 | |
| 22 | 90201-243A2 | WASHER, Plate | 1 | |
| 23 | 186-17251-00 | GEAR, 5th wheel (26T) | 1 | |
| 24 | 93306-30311 | BEARING | 1 | |
| 25 | 93306-20439 | BEARING | 1 | |
| 26 | 31A-17583-00 | GEAR, middle driven (48T) | 1 | |
| 27 | 93306-91101 | BEARING (B6911) | 1 | |
| 28 | 93410-55057 | CIRCLIP | 1 | |



38X010-3150

FIG. 16 TRANSMISSION

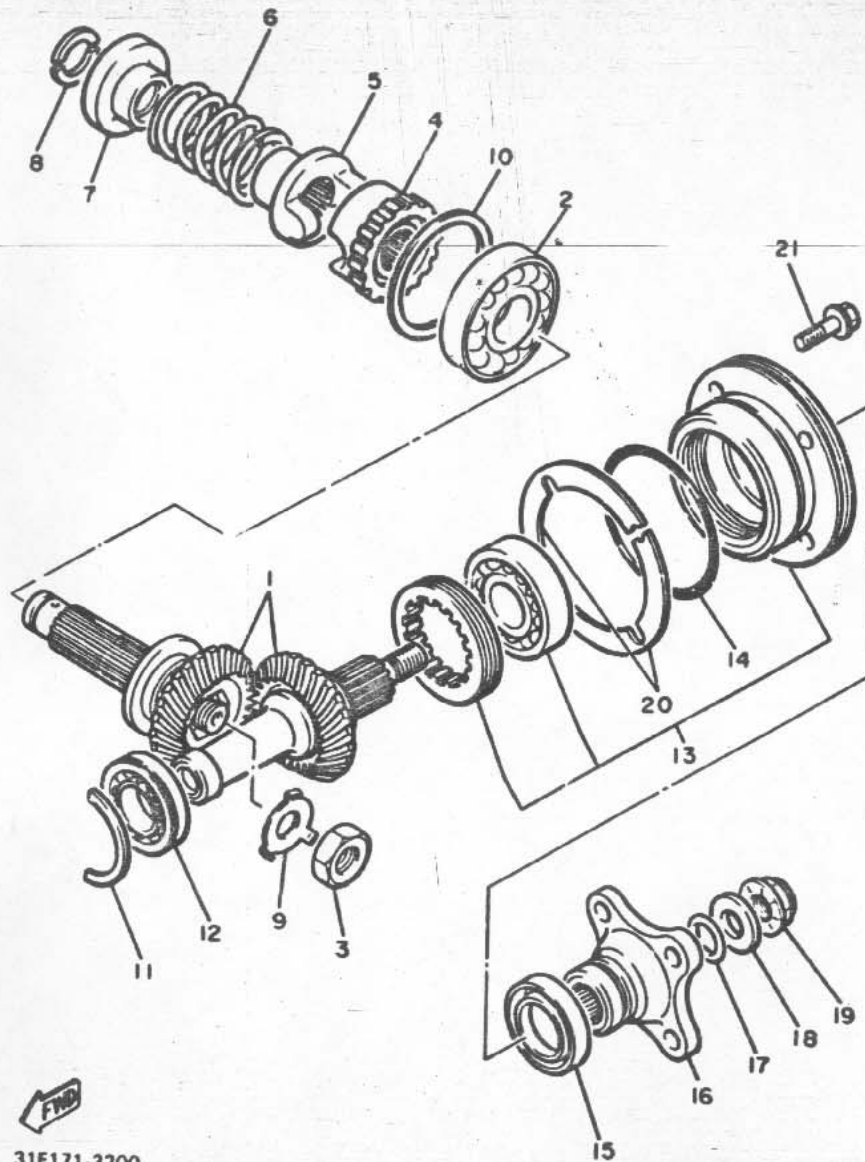
| REF. NO. | PART NO. | DESCRIPTION | Q'TY | REMARKS |
|----------|-------------|----------------------|------|---------|
| 29 | 93440-80082 | CIRCLIP | 1 | |
| 30 | 93311-36042 | BEARING, cylindrical | 1 | |



38X010-3150

C10

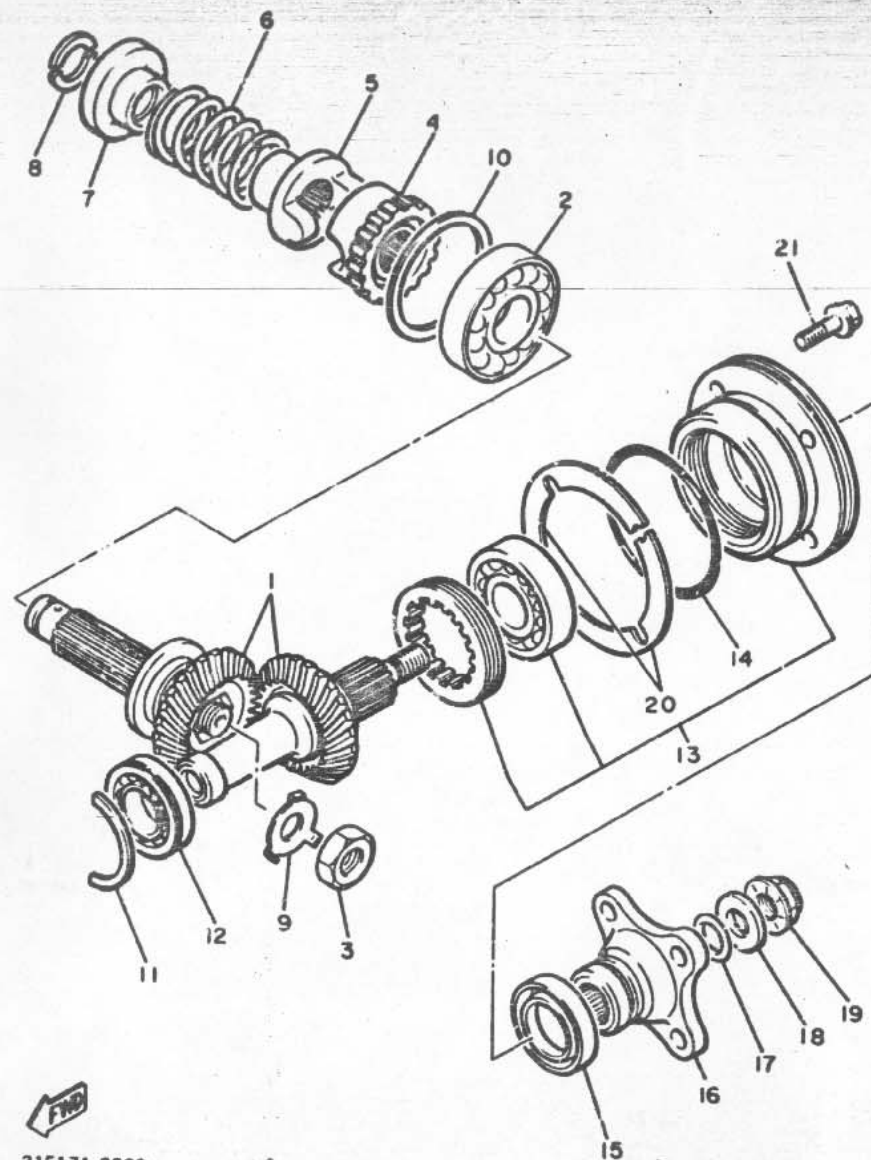
FIG. 17 MIDDLE DRIVE GEAR



31E171-3200

| REF. NO. | PART NO. | DESCRIPTION | Q'TY | REMARKS |
|----------|-----------------|----------------------|------|---------|
| 1 | 31A-W1751-01 | MIDDLE GEAR COMP. | 1 | |
| 2 | 93306-20709 | BEARING (B6207) | 1 | |
| 3 | 90179-18360 | NUT | 1 | |
| 4 | 31A-17526-00 | CAM, drive | 1 | |
| 5 | 31A-17527-00 | CAM, driven | 1 | |
| 6 | 90501-70762 | SPRING, compression | 1 | |
| 7 | 4H7-17524-00 | HOLDER | 1 | |
| 8 | 3H5-17529-00 | WASHER, thrust | 2 | |
| 9 | 90215-23194 | WASHER, lock | 1 | |
| 10 | 4H7-17537-00-15 | SHIM, thrust (0.15T) | 1 | UR |
| | 4H7-17537-00-20 | SHIM, thrust (0.20T) | 1 | UR |
| | 4H7-17537-00-30 | SHIM, thrust (0.30T) | 1 | UR |
| | 4H7-17537-00-40 | SHIM, thrust (0.40T) | 1 | UR |
| | 4H7-17537-00-50 | SHIM, thrust (0.50T) | 1 | UR |
| 11 | 93440-47081 | CIRCLIP | 1 | |
| 12 | 93306-00508 | BEARING (B3005) | 1 | |
| 13 | 31A-W1752-00 | HOUSING COMP | 1 | |
| 14 | 93210-71360 | O-RING | 1 | |
| 15 | 93101-35097 | OIL SEAL | 1 | |
| 16 | 4H7-17555-00 | FLANGE, middle gear | 1 | |
| 17 | 93210-14359 | O-RING | 1 | |
| 18 | 90201-14633 | WASHER, plate | 1 | |
| 19 | 90179-14317 | NUT | 1 | |
| 20 | 4H7-17531-00-10 | SHIM, Pinion (0.10T) | 1 | UR |
| | 4H7-17531-00-15 | SHIM, Pinion (0.15T) | 1 | UR |
| | 4H7-17531-00-20 | SHIM, Pinion (0.20T) | 1 | UR |
| | 4H7-17531-00-30 | SHIM, Pinion (0.30T) | 1 | UR |
| | 4H7-17531-00-40 | SHIM, Pinion (0.40T) | 1 | UR |

FIG. 17 MIDDLE DRIVE GEAR



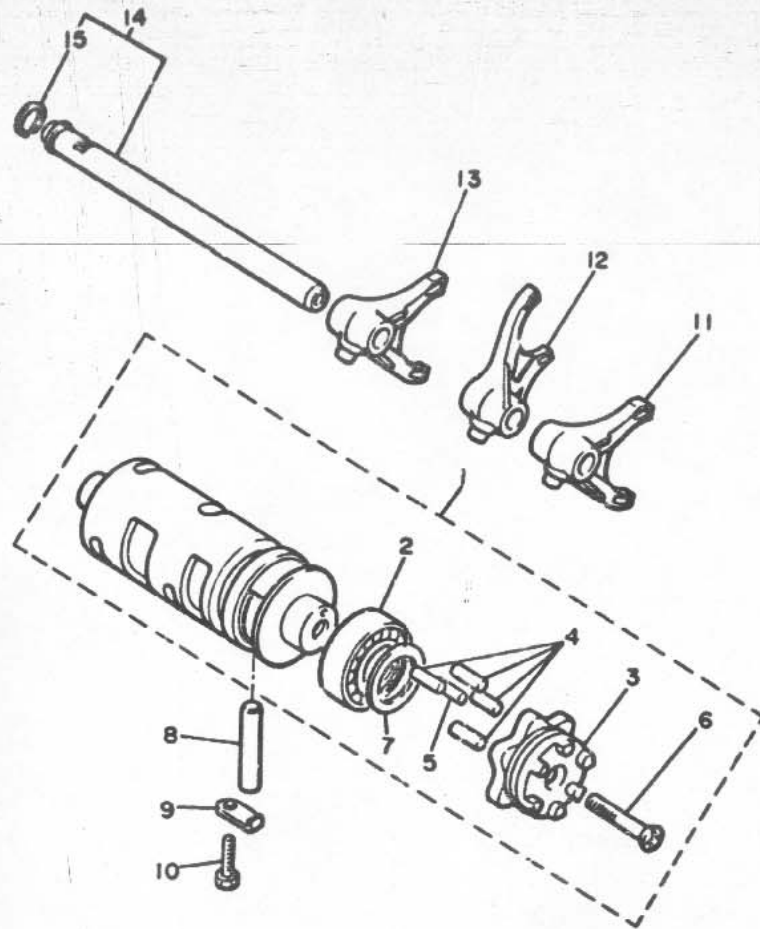
| REF. NO. | PART NO. | DESCRIPTION | Q'TY | REMARKS |
|----------|-----------------|----------------------|------|---------|
| 20 | 4H7-17531-00-50 | SHIM, Pinion (0.50T) | 1 | UR |
| 21 | 95821-08030 | BOLT, flange | 4 | |



31E171-3200

C12

FIG. 18 SHIFT CAM. FORK



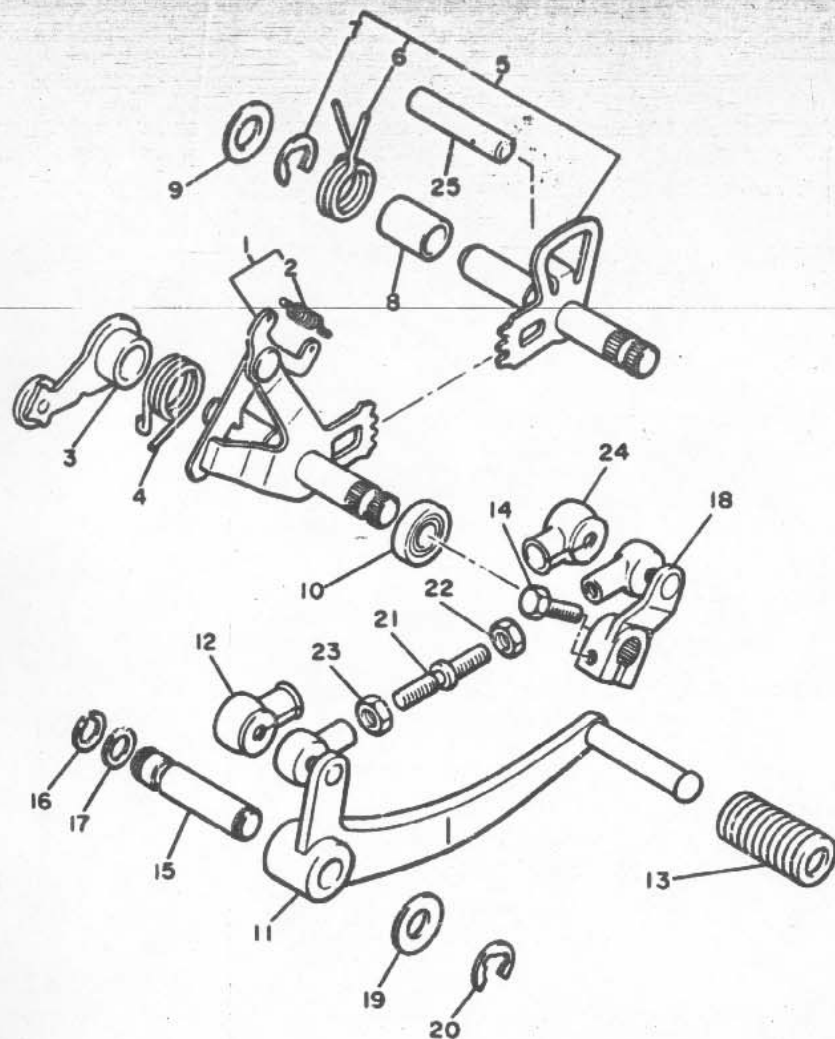
| REF. NO. | PART NO. | DESCRIPTION | Q'TY | REMARKS |
|----------|--------------|-------------------------|------|---------|
| 1 | 16G-18540-00 | SHIFT CAM ASSY | 1 | |
| 2 | 93306-90501 | .BEARING | 1 | |
| 3 | 16G-18185-00 | .SEGMENT | 1 | |
| 4 | 93604-16092 | .PIN, dowel | 4 | |
| 5 | 93604-10011 | .PIN, dowel | 1 | |
| 6 | 98701-0503C | .SCREW, flat head | 1 | |
| 7 | 117-15644-00 | .SHIM | 1 | |
| 8 | 93608-43157 | PIN, dowel | 1 | |
| 9 | 2H7-15531-00 | PLATE, stopper | 1 | |
| 10 | 97301-06018 | BOLT | 1 | |
| 11 | 4H7-18511-01 | FORK, shift 1 | 1 | |
| 12 | 4H7-18512-01 | FORK, shift 2 | 1 | |
| 13 | 4H7-18513-01 | FORK, shift 3 | 1 | |
| 14 | 4H7-18531-00 | BAR, shift fork Guide 1 | 1 | |
| 15 | 93440-11029 | .CIRCLIP | 1 | |



16G110-3241

C13

FIG. 19 SHIFT SHAFT



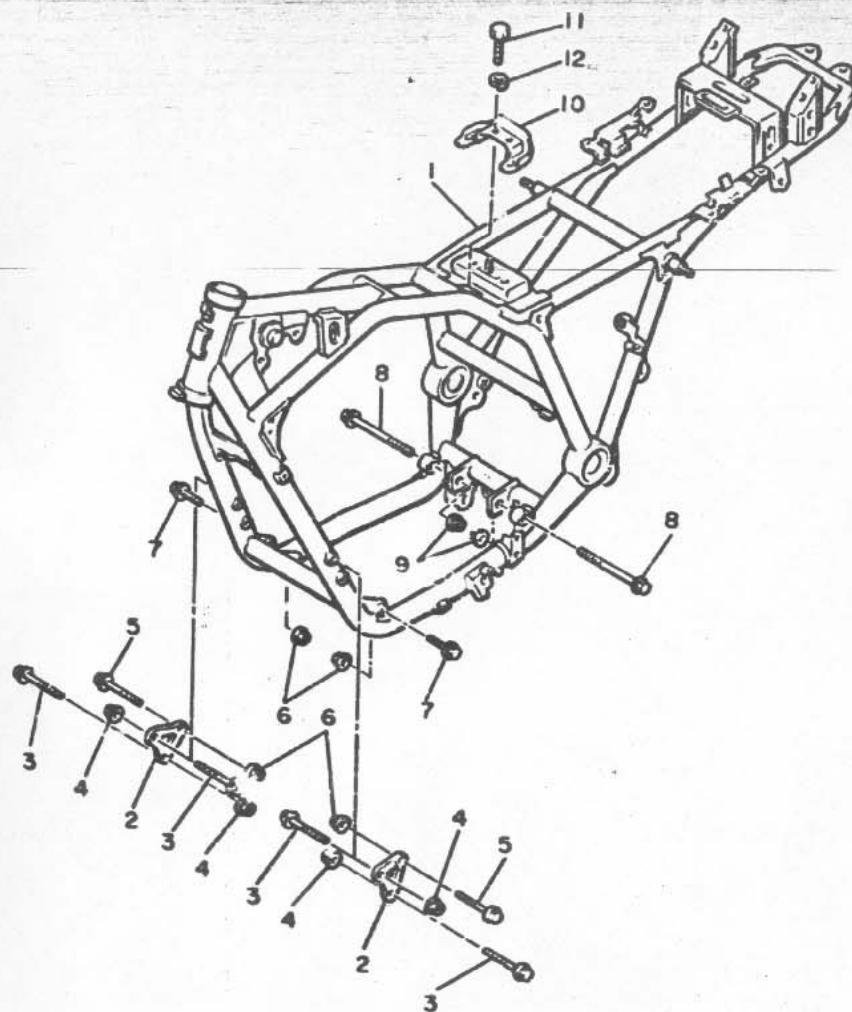
| REF. NO. | PART NO. | DESCRIPTION | Q'TY | REMARKS |
|----------|--------------|--------------------|------|---------|
| 1 | 4K0-18101-00 | SHIFT SHAFT ASSY | 1 | |
| 2 | 90508-08227 | •SPRING, tension | 1 | |
| 3 | 4H7-18140-00 | STOPPER LEVER ASSY | 1 | |
| 4 | 90508-29530 | SPRING, torsion | 1 | |
| 5 | 4K0-18120-01 | SHIFT LEVER ASSY | 1 | |
| 6 | 90508-32535 | •SPRING, torsion | 1 | |
| 7 | 99001-10600 | •CIRCLIP | 1 | |
| 8 | 9035/-124F4 | COLLAR | 1 | |
| 9 | 90201-12166 | WASHER, Plate | 1 | |
| 10 | 93102-12106 | OIL SEAL | 1 | |
| 11 | 41Y-18111-00 | PEDAL, shift | 1 | |
| 12 | 2H9-18154-00 | COVER, dust | 1 | |
| 13 | 132-18113-01 | COVER, shift Pedal | 1 | |
| 14 | 97321-06020 | BOLT | 1 | |
| 15 | 4K0-18197-00 | SHAFT | 1 | |
| 16 | 93440-12066 | CIRCLIP | 1 | |
| 17 | 93210-09350 | O-RING | 1 | |
| 18 | 2H9-W1812-00 | ARM, shift Pedal | 1 | |
| 19 | 90201-12688 | WASHER, Plate | 1 | |
| 20 | 99001-10600 | CIRCLIP | 1 | |
| 21 | 4K0-18115-00 | ROD, shift | 1 | |
| 22 | 95303-06700 | NUT | 1 | |
| 23 | 90170-06228 | NUT | 1 | |
| 24 | 2H9-18154-00 | COVER, dust | 1 | |
| 25 | 93608-50158 | PIN, dowel | 1 | |



44X171-4190

C14

FIG. 20 FRAME

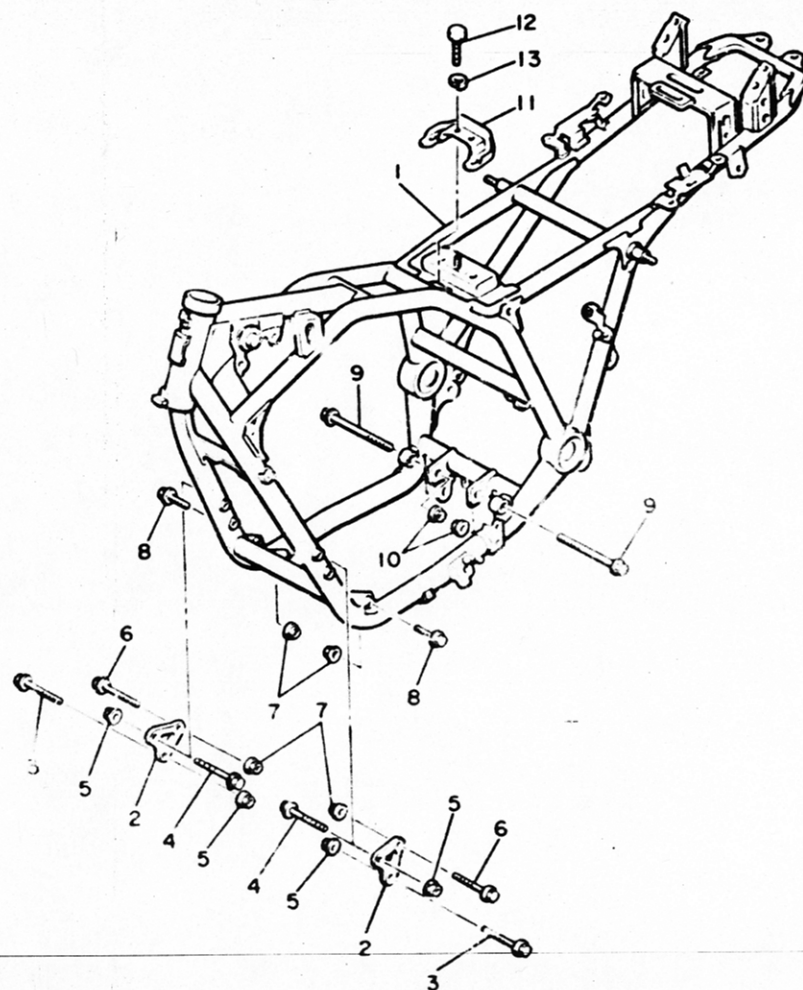


| REF. NO. | PART NO. | DESCRIPTION | Q'TY | REMARKS |
|----------|-----------------|------------------------|------|--------------|
| 1 | 45T-21110-00-33 | FRAME COMP. | 1 | yamaha black |
| 2 | 31A-21315-00-33 | STAY, engine 2 | 2 | yamaha black |
| 3 | 90105-08278 | BOLT, washer based | 4 | |
| 4 | 90179-08248 | NUT | 4 | |
| 5 | 90105-10169 | BOLT, washer based | 2 | |
| 6 | 90179-10247 | NUT | 4 | |
| 7 | 90105-10038 | BOLT, washer based | 2 | |
| 8 | 90105-12208 | BOLT, washer based | 2 | |
| 9 | 90179-12421 | NUT | 2 | |
| 10 | 31A-21147-00 | BRACKET, air cleaner 1 | 1 | |
| 11 | 97306-06012 | BOLT | 2 | |
| 12 | 92906-06100 | WASHER, spring | 2 | |



44X171-4200

FIG. 20 FRAME



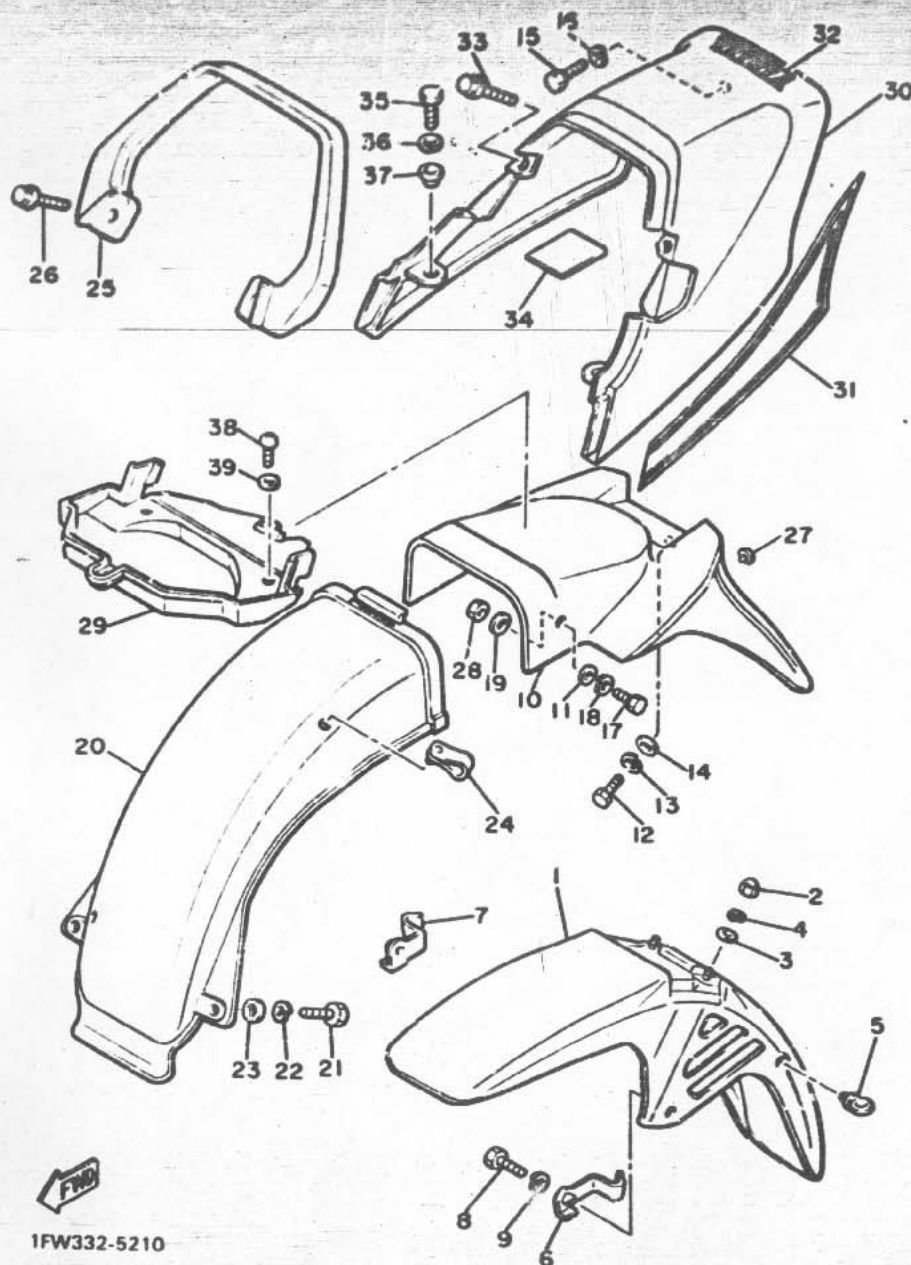
| REF. NO. | PART NO. | DESCRIPTION | Q'TY | REMARKS |
|----------|-----------------|------------------------|------|--------------|
| 1 | 45T-21110-00-33 | FRAME COMP. | 1 | yamaha black |
| 2 | 31A-21315-00-33 | STAY, engine 2 | 2 | |
| 3 | 90105-08278 | BOLT, washer based | 2 | |
| 4 | 95216-08070 | BOLT, flange | 2 | |
| 5 | 90179-03216 | NUT | 4 | |
| 6 | 90105-10169 | BOLT, washer based | 2 | |
| 7 | 90179-10247 | NUT | 4 | |
| 8 | 90105-10038 | BOLT, washer based | 2 | |
| 9 | 90105-12208 | BOLT, washer based | 2 | |
| 10 | 90179-12421 | NUT | 2 | |
| 11 | 31A-21147-00 | BRACKET, air cleaner 1 | 1 | |
| 12 | 97306-06012 | BOLT | 2 | |
| 13 | 92906-06100 | WASHER, spring | 2 | |



42N300-4200

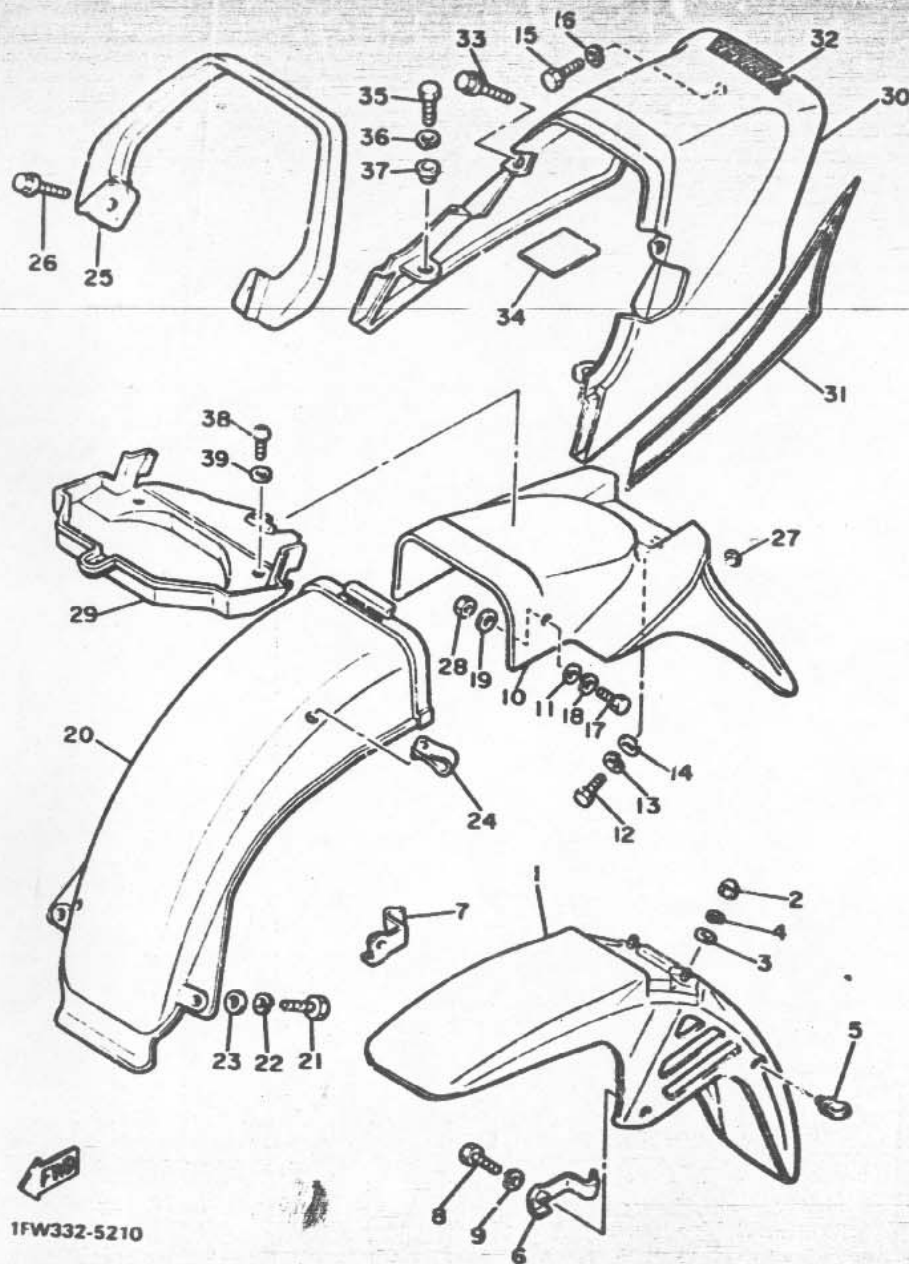
C15

FIG. 21 FENDER



| REF. NO. | PART NO. | DESCRIPTION | Q'TY | REMARKS |
|----------|-----------------|--------------------|------|------------------|
| 1 | 31A-21510-00-66 | FRONT FENDER COMP. | 1 | new yamaha black |
| 2 | 95303-06800 | NUT, crown | 2 | |
| 3 | 92990-06200 | WASHER, Plain | 2 | |
| 4 | 92990-06100 | WASHER, sPring | 2 | |
| 5 | 1A8-21518-00 | HOLDER, cable | 1 | |
| 6 | 31A-21523-00 | PLATE 1 | 1 | |
| 7 | 31A-21524-00 | PLATE 2 | 1 | |
| 8 | 97301-06016 | BOLT | 2 | |
| 9 | 92990-06100 | WASHER, sPring | 2 | |
| 10 | 31A-21611-00 | FENDER, rear | 1 | |
| 11 | 90201-06067 | WASHER, Plate | 4 | |
| 12 | 97322-08016 | BOLT | 2 | |
| 13 | 92902-08100 | WASHER, sPring | 2 | |
| 14 | 92990-08600 | WASHER, Plate | 2 | |
| 15 | 97306-06016 | BOLT | 2 | |
| 16 | 92906-06100 | WASHER, sPring | 2 | |
| 17 | 97301-06016 | BOLT | 2 | |
| 18 | 92990-06100 | WASHER, sPring | 2 | |
| 19 | 92901-08600 | WASHER, Plate | 2 | |
| 20 | 31A-21629-00 | GUARD, mud | 1 | |
| 21 | 97301-06016 | BOLT | 1 | |
| 22 | 92990-06100 | WASHER, sPring | 1 | |
| 23 | 90201-06067 | WASHER, Plate | 1 | |
| 24 | 90464-12027 | CLAMP | 2 | |
| 25 | 31A-21645-00 | STAY, rear | 1 | |
| 26 | 95822-08025 | BOLT, flange | 2 | |
| 27 | 4G0-21639-00 | DAMPER 2 | 1 | |
| 28 | 95316-06800 | NUT | 2 | |

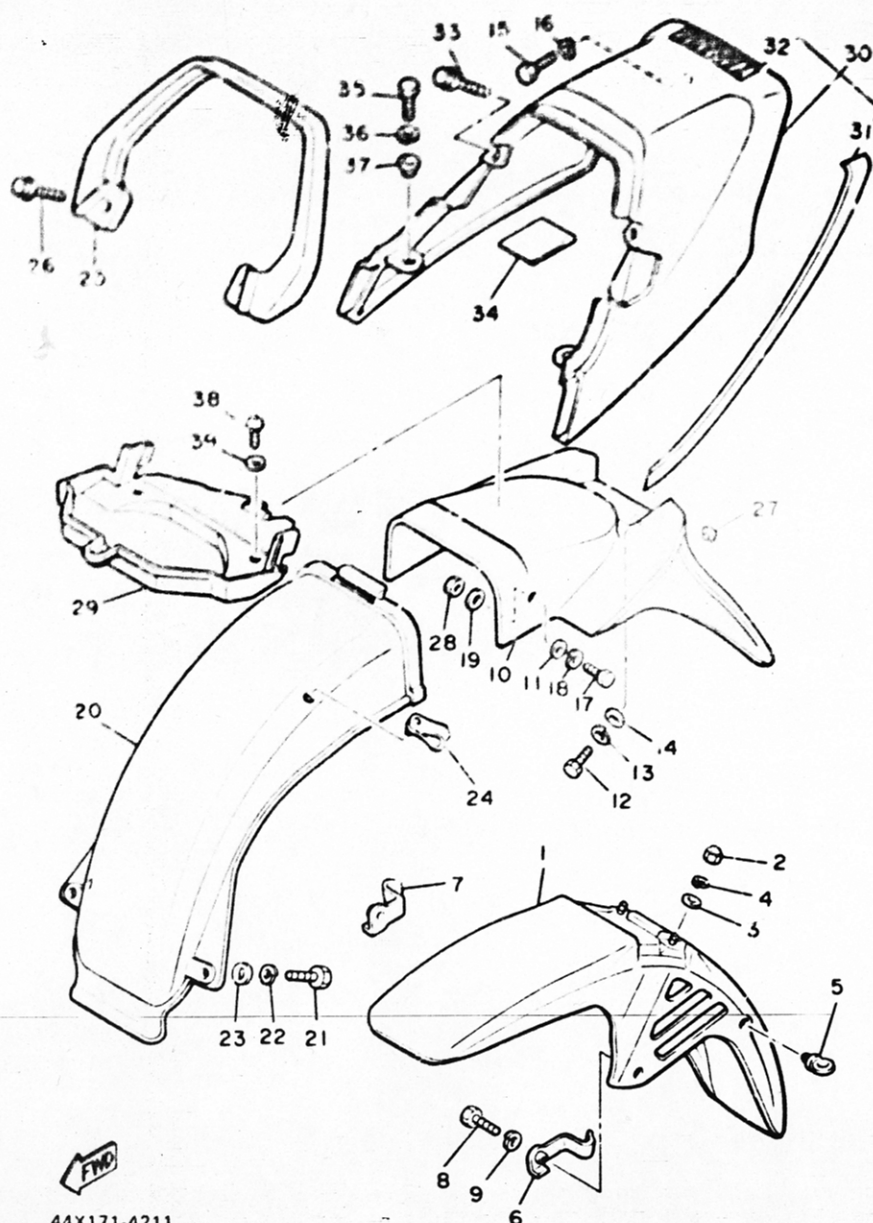
FIG. 21 FENDER



| REF. NO. | PART NO. | DESCRIPTION | Q'TY | REMARKS |
|----------|--------------|--------------------|------|---------|
| 29 | 31A-21653-00 | BOX | 1 | |
| 30 | 31A-21651-00 | COVER, rear fender | 1 | |
| 31 | 1FW-21660-00 | GRAPHIC | 1 | |
| 32 | 1FW-28332-00 | EMBLEM | 1 | |
| 33 | 90119-06044 | BOLT, with washer | 2 | |
| 34 | 31A-21638-00 | DAMPER 1 | 3 | |
| 35 | 97301-06016 | BOLT | 2 | |
| 36 | 92990-08100 | WASHER, spring | 2 | |
| 37 | 90387-06500 | COLLAR | 2 | |
| 38 | 98506-05010 | SCREW, Pan head | 3 | |
| 39 | 92906-05600 | WASHER, Plate | 3 | |

1FW332-5210

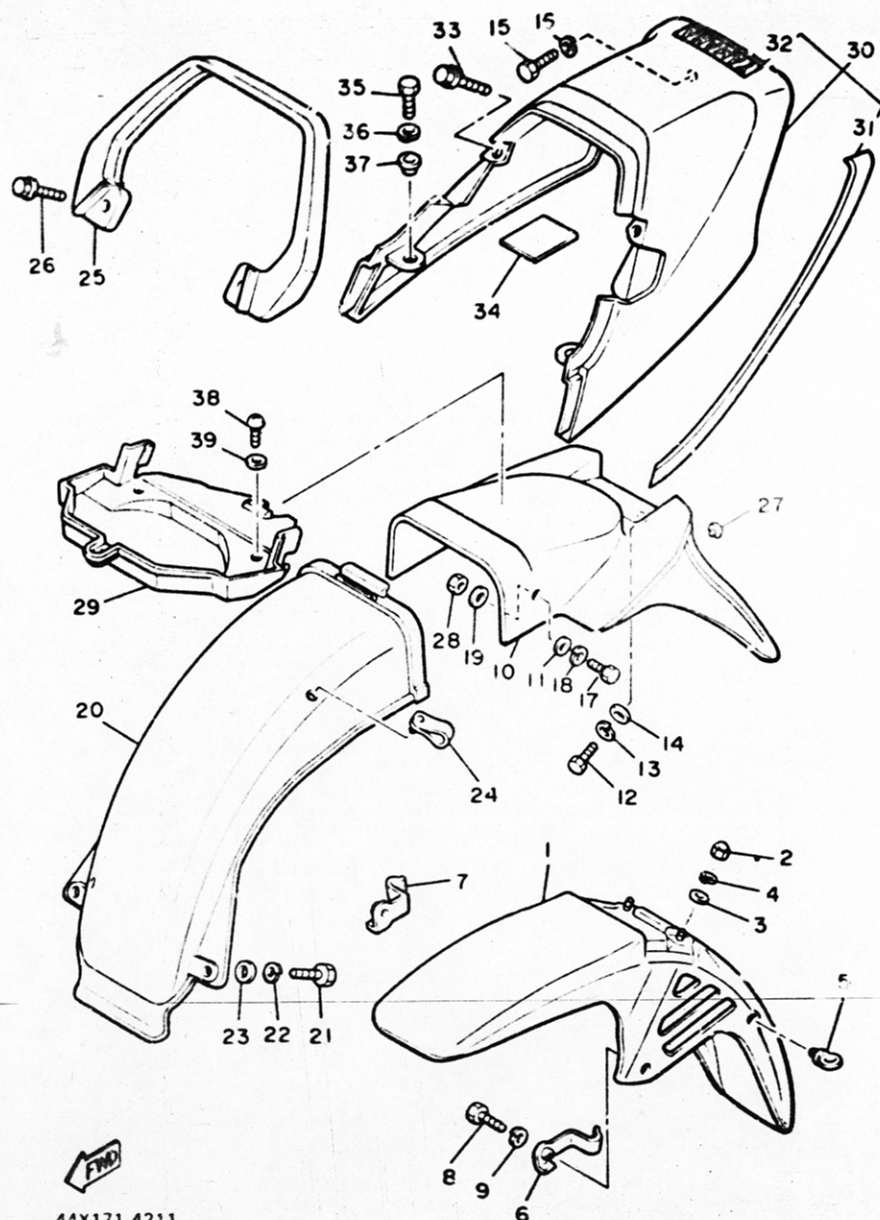
FIG. 21 FENDER



44X171-4211

| REF. NO. | PART NO. | DESCRIPTION | Q'TY | REMARKS |
|----------|-----------------|--------------------|------|------------|
| 1 | 31A-21510-00-AJ | FRONT FENDER COMP. | 1 | stormy red |
| 2 | 95303-06600 | NUT, crown | 2 | |
| 3 | 92990-06200 | WASHER, plain | 2 | |
| 4 | 92990-06100 | WASHER, spring | 2 | |
| 5 | 1A8-21518-00 | HOLDER, cable | 1 | |
| 6 | 31A-21523-00 | PLATE 1 | 1 | |
| 7 | 31A-21524-00 | PLATE 2 | 1 | |
| 8 | 97301-06016 | BOLT | 2 | |
| 9 | 92990-06100 | WASHER, spring | 2 | |
| 10 | 31A-21611-00 | FENDER, rear | 1 | |
| 11 | 90201-06067 | WASHER, plate | 4 | |
| 12 | 97322-08016 | BOLT | 2 | |
| 13 | 92902-08100 | WASHER, spring | 2 | |
| 14 | 92990-08600 | WASHER, plate | 2 | |
| 15 | 97306-06016 | BOLT | 2 | |
| 16 | 92906-06100 | WASHER, spring | 2 | |
| 17 | 97301-06016 | BOLT | 2 | |
| 18 | 92990-06100 | WASHER, spring | 2 | |
| 19 | 92901-06600 | WASHER, plate | 2 | |
| 20 | 31A-21629-00 | GUARD, mud | 1 | |
| 21 | 97301-06016 | BOLT | 1 | |
| 22 | 92990-06100 | WASHER, spring | 1 | |
| 23 | 90201-06067 | WASHER, plate | 1 | |
| 24 | 90464-12027 | CLAMP | 2 | |
| 25 | 31A-21645-00 | STAY, rear | 1 | |
| 26 | 95822-08025 | BOLT, flange | 2 | |
| 27 | 4G0-21639-00 | DAMPER 2 | 1 | |
| 28 | 95316-06600 | NUT | 2 | |

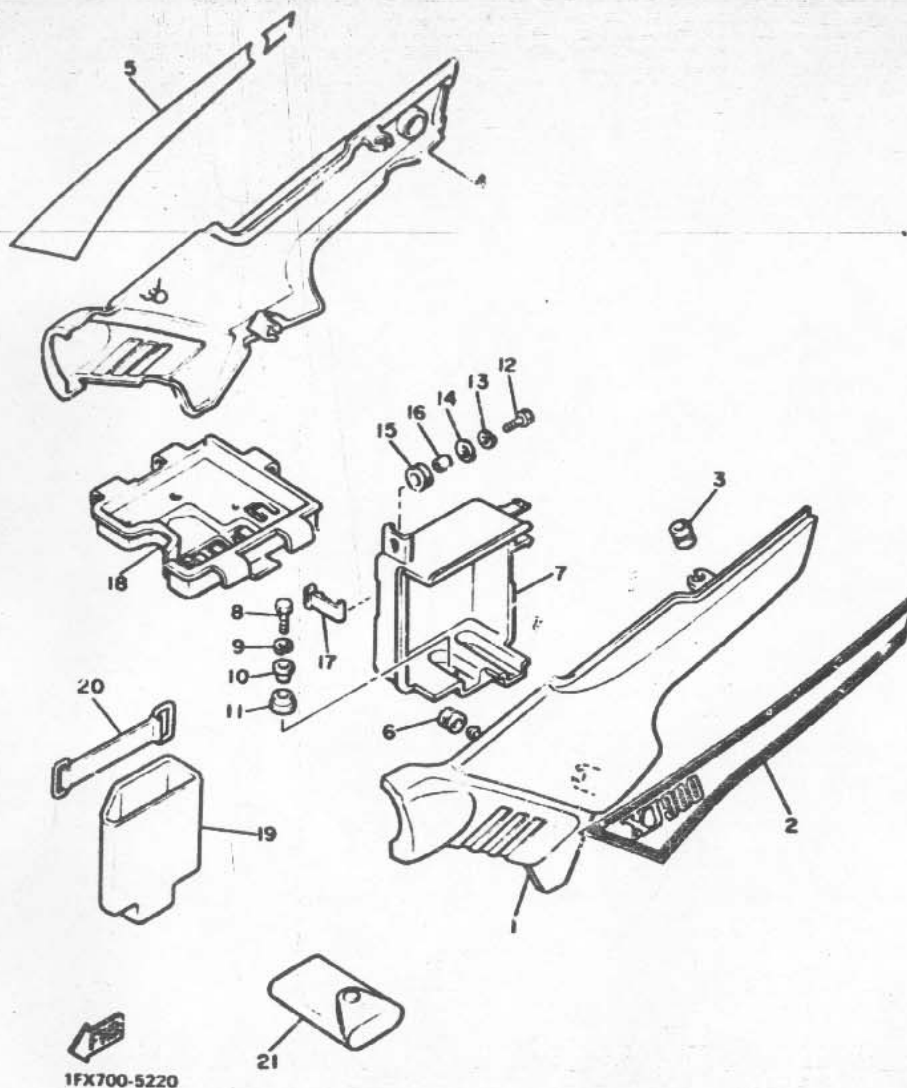
FIG. 21 FENDER



44X171-4211

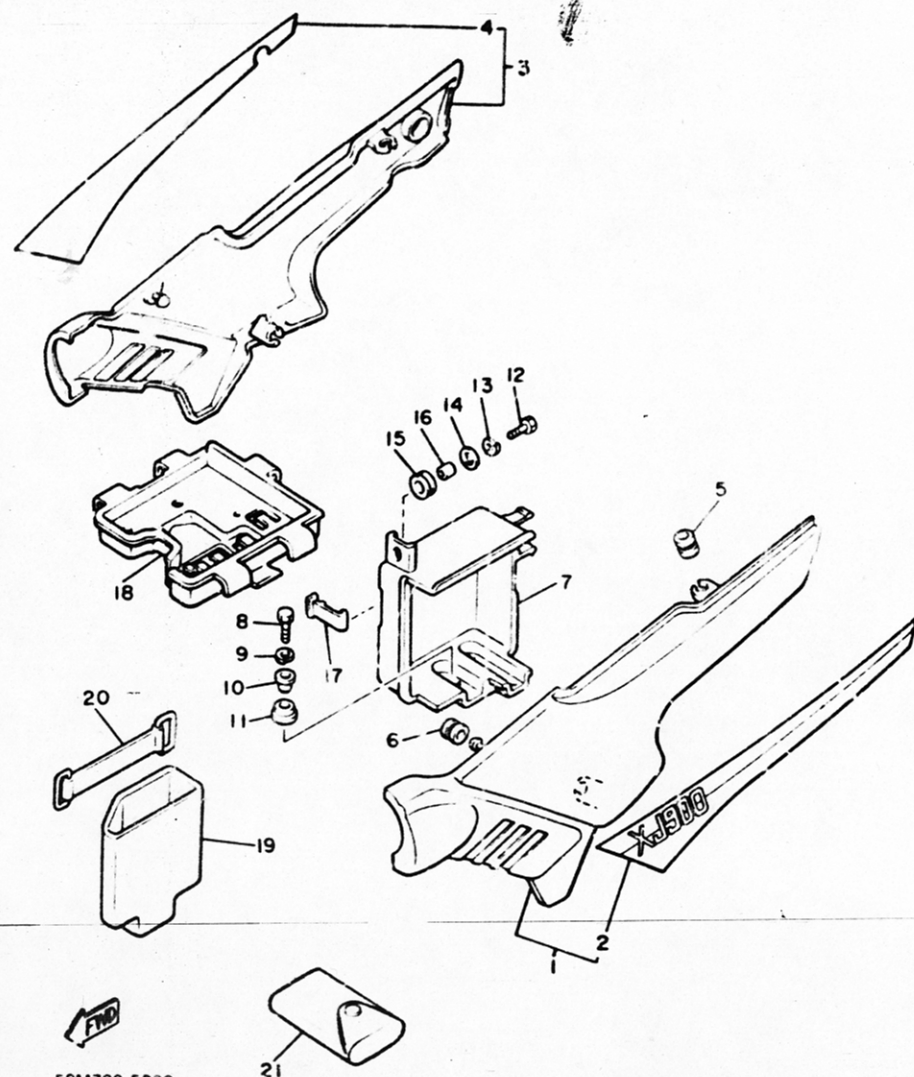
| REF. NO. | PART NO. | DESCRIPTION | Q'TY | REMARKS |
|----------|-----------------|--------------------|------|-----------------------------|
| 29 | 31A-21653-00 | BOX | 1 | |
| 30 | 31A-W2165-0C-04 | COVER, rear fender | 1 | new yamaha black/stormy red |
| 31 | 58L-21660-01 | GRAPHIC | 1 | |
| 32 | 41Y-28338-00 | EMBLEM | 1 | |
| 33 | 90119-06044 | BOLT, with washer | 2 | |
| 34 | 31A-21638-00 | DAMPER 1 | 3 | |
| 35 | 90301-06016 | BOLT | 2 | |
| 36 | 92990-06100 | WASHER, spring | 2 | |
| 37 | 90387-06500 | COLLAR | 2 | |
| 38 | 98506-05010 | SCREW, Pan head | 3 | |
| 39 | 92906-05600 | WASHER, Plate | 3 | |

FIG. 22 SIDE COVER



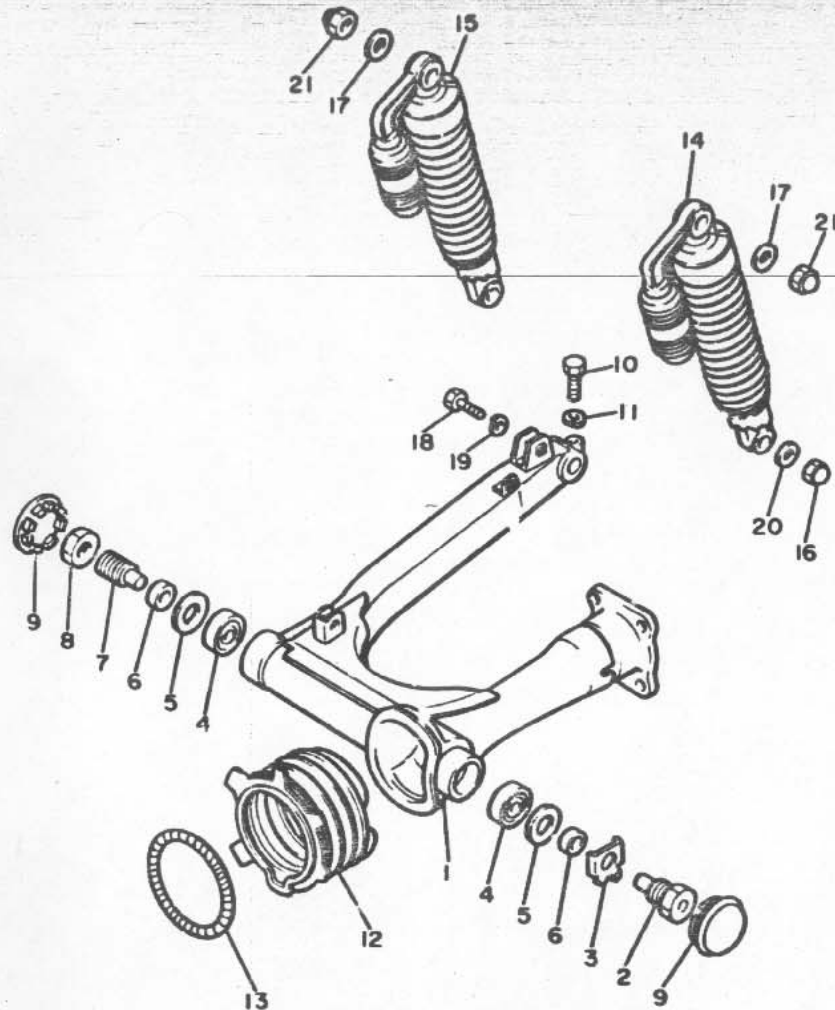
| REF. NO. | PART NO. | DESCRIPTION | Q'TY | REMARKS |
|----------|-----------------|----------------|------|-----------------------------------|
| 1 | 31A-21711-01-2X | COVER, side 1 | 1 | n-yamaha black- /1-gloss black |
| 2 | 1FW-2173E-00 | GRAPHIC 1 | 1 | |
| 3 | 90480-12053 | GROMMET | 4 | |
| 4 | 31A-21721-01-2X | COVER, side 2 | 1 | n-yamaha black- /1-gloss black |
| 5 | 1FW-2173F-00 | GRAPHIC 2 | 1 | |
| 6 | 90480-01401 | GROMMET | 2 | |
| 7 | 31A-21240-00 | BOX COMP. | 1 | |
| 8 | 97322-08025 | BOLT | 1 | |
| 9 | 92902-08100 | WASHER, sPrinE | 1 | |
| 10 | 90387-09617 | COLLAR | 1 | |
| 11 | 4H7-21746-00 | DAMPER | 1 | |
| 12 | 97322-06025 | BOLT | 1 | |
| 13 | 92902-06100 | WASHER, sPrinE | 1 | |
| 14 | 90201-06407 | WASHER, Plate | 1 | |
| 15 | 90480-16233 | GROMMET | 1 | |
| 16 | 90387-060A7 | COLLAR | 1 | |
| 17 | 4H7-2175R-00 | HOOK, bank | 1 | |
| 18 | 31A-21170-00 | BOX COMP. | 1 | |
| 19 | 31A-21245-00 | BOX | 1 | |
| 20 | 133-82131-00 | BAND, battery | 1 | |
| 21 | 31A-28100-00 | TOOL KIT | 1 | |

FIG. 22 SIDE COVER



| REF. NO. | PART NO. | DESCRIPTION | Q'TY | REMARKS |
|----------|-----------------|----------------|------|-------------------------------------|
| 1 | 31A-W2175-01-W7 | SIDE COVER 1 | 1 | new yamaha black/stormy red for nyb |
| 2 | 58L-2173E-01 | .GRAPHIC 1 | 1 | |
| 3 | 58L-Y2172-00-7X | COVER, side 2 | 1 | new yamaha black/stormy red for nyb |
| 4 | 58L-2173F-01 | .GRAPHIC 2 | 1 | |
| 5 | 90480-12053 | GROMMET | 4 | |
| 6 | 90480-01401 | GROMMET | 2 | |
| 7 | 31A-21240-00 | BOX COMP. | 1 | |
| 8 | 97322-08025 | BOLT | 1 | |
| 9 | 92902-08100 | WASHER, sPring | 1 | |
| 10 | 90387-09617 | COLLAR | 1 | |
| 11 | 4H7-21746-00 | DAMPER | 1 | |
| 12 | 97322-06025 | BOLT | 1 | |
| 13 | 92902-06100 | WASHER, sPring | 1 | |
| 14 | 90201-06407 | WASHER, Plate | 1 | |
| 15 | 90480-16233 | GROMMET | 1 | |
| 16 | 90387-060A7 | COLLAR | 1 | |
| 17 | 4H7-2175R-00 | HOOK, bank | 1 | |
| 18 | 31A-21170-00 | BOX COMP. | 1 | |
| 19 | 31A-21245-00 | BOX | 1 | |
| 20 | 133-82131-00 | BAND, battery | 1 | |
| 21 | 31A-28100-2 | TOOL KIT | 1 | |

FIG. 23 REAR ARM. SUSPENSION

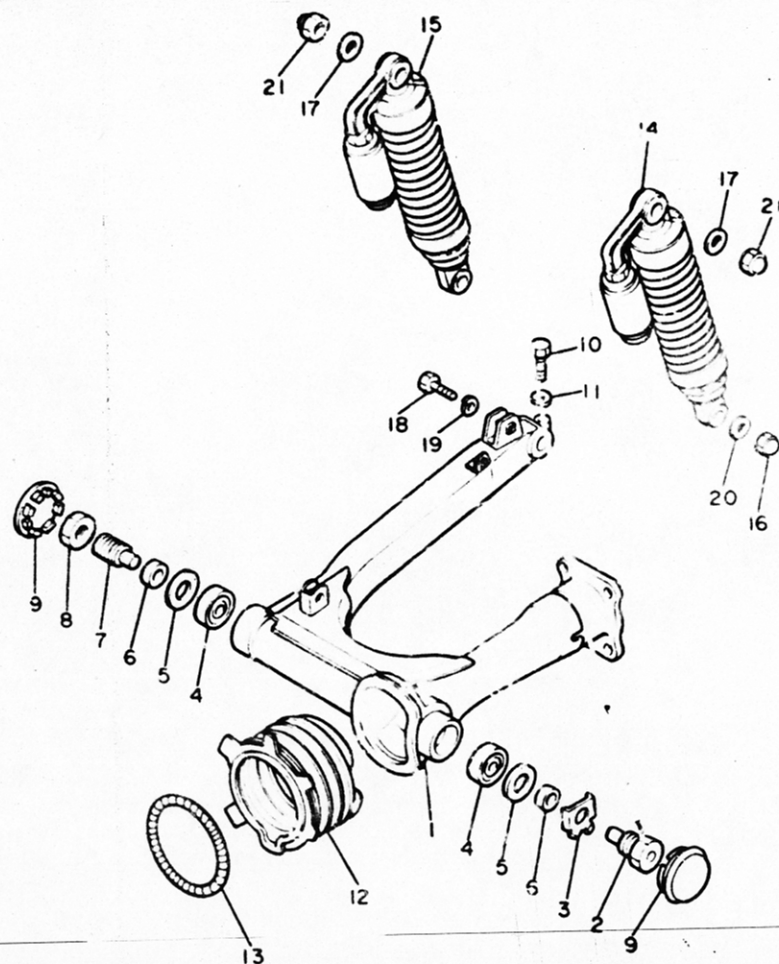


| REF. NO. | PART NO. | DESCRIPTION | Q'TY | REMARKS |
|----------|-----------------|---------------------------|------|---------|
| 1 | 31A-22110-02-35 | REAR ARM COMP. | 1 | silver |
| 2 | 4H7-22141-00 | SHAFT, Pivot | 1 | |
| 3 | 90215-22171 | WASHER, lock | 1 | |
| 4 | 93332-00010 | BEARING | 2 | |
| 5 | 93102-25017 | OIL SEAL | 2 | |
| 6 | 90387-17543 | COLLAR | 2 | |
| 7 | 1J7-22141-00 | SHAFT, Pivot | 1 | |
| 8 | 1J7-22143-00 | NUT | 1 | |
| 9 | 5G2-2219X-00 | COVER | 2 | |
| 10 | 97306-08035 | BOLT | 1 | |
| 11 | 92906-08100 | WASHER, spring | 1 | |
| 12 | 4H7-22189-00 | BOOT, rubber | 1 | |
| 13 | 90506-07136 | SPRING, tension | 1 | |
| 14 | 1FW-22210-00 | SHOCK ABSORBER ASSY, rear | 1 | |
| 15 | 1FW-22210-10 | SHOCK ABSORBER ASSY, rear | 1 | |
| 16 | 90176-10013 | NUT, crown | 1 | |
| 17 | 90201-10142 | WASHER, Plate | 2 | |
| 18 | 90106-10030 | BOLT | 1 | |
| 19 | 92903-10100 | WASHER, spring | 1 | |
| 20 | 90201-10140 | WASHER, Plate | 1 | |
| 21 | 90176-10009 | NUT, crown | 2 | |



1FW332-5230

FIG. 23 REAR ARM. SUSPENSION



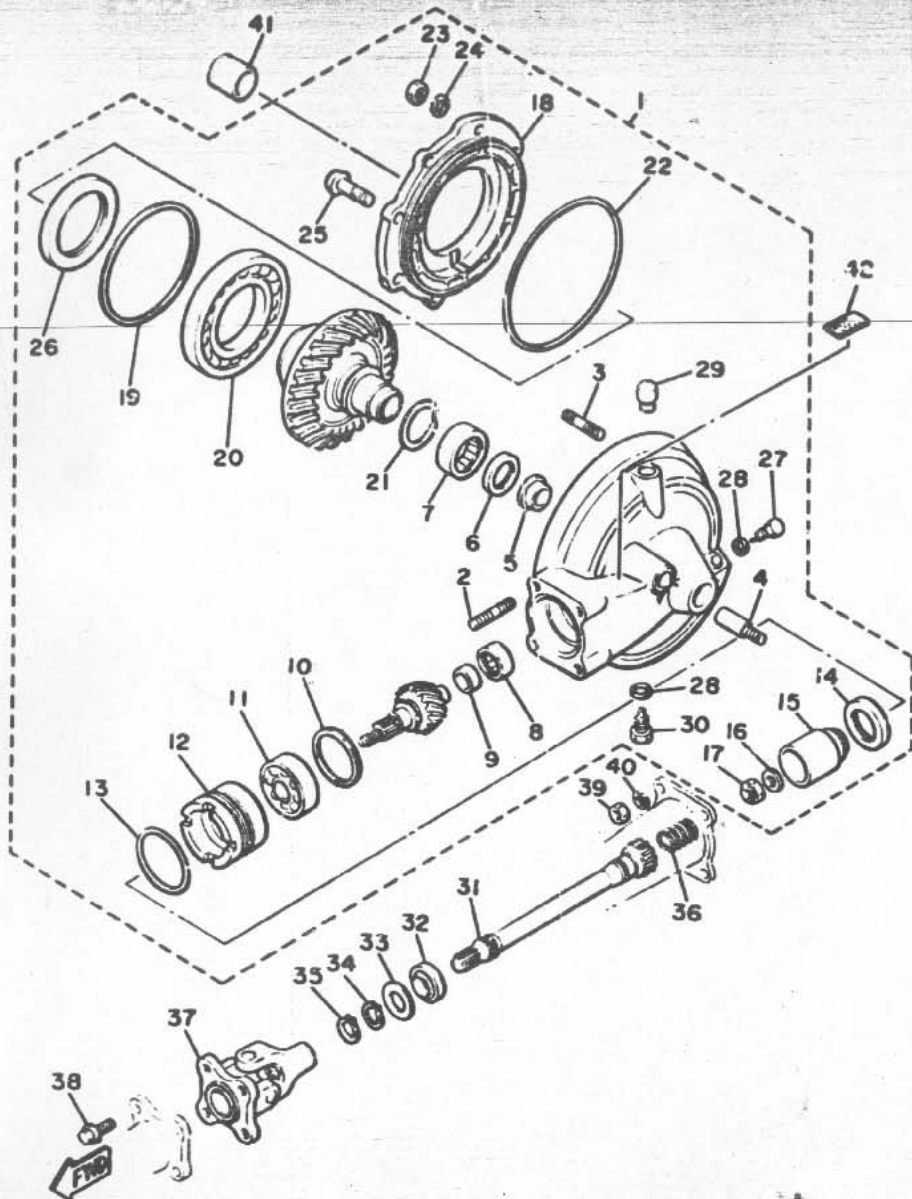
| REF. NO. | PART NO. | DESCRIPTION | Q'TY | REMARKS |
|----------|-----------------|---------------------------|------|---------|
| 1 | 31A-22110-02-35 | REAR ARM COMP. | 1 | silver |
| 2 | 4H7-22141-00 | SHAFT, Pivot | 1 | |
| 3 | 90215-22171 | WASHER, lock | 1 | |
| 4 | 93332-00010 | BEARING | 2 | |
| 5 | 93102-25017 | OIL SEAL | 2 | |
| 6 | 90387-17543 | COLLAR | 2 | |
| 7 | 1J7-22141-00 | SHAFT, Pivot | 1 | |
| 8 | 1J7-22143-00 | NUT | 1 | |
| 9 | 5G2-2219X-00 | COVER | 2 | |
| 10 | 97306-08035 | BOLT | 1 | |
| 11 | 92906-08100 | WASHER, spring | 1 | |
| 12 | 4H7-22189-00 | BOOT, rubber | 1 | |
| 13 | 90506-07136 | SPRING, tension | 1 | |
| 14 | 31A-22210-01 | SHOCK ABSORBER ASSY, rear | 1 | |
| 15 | 31A-22210-11 | SHOCK ABSORBER ASSY, rear | 1 | |
| 16 | 90176-10013 | NUT, crown | 1 | |
| 17 | 90201-10142 | WASHER, Plate | 2 | |
| 18 | 90106-10030 | BOLT | 1 | |
| 18 | 92903-10100 | WASHER, spring | 1 | |
| 20 | 90201-10140 | WASHER, Plate | 1 | |
| 21 | 90176-10009 | NUT, crown | 2 | |



31E171-3260

D5

FIG. 24 DRIVE SHAFT

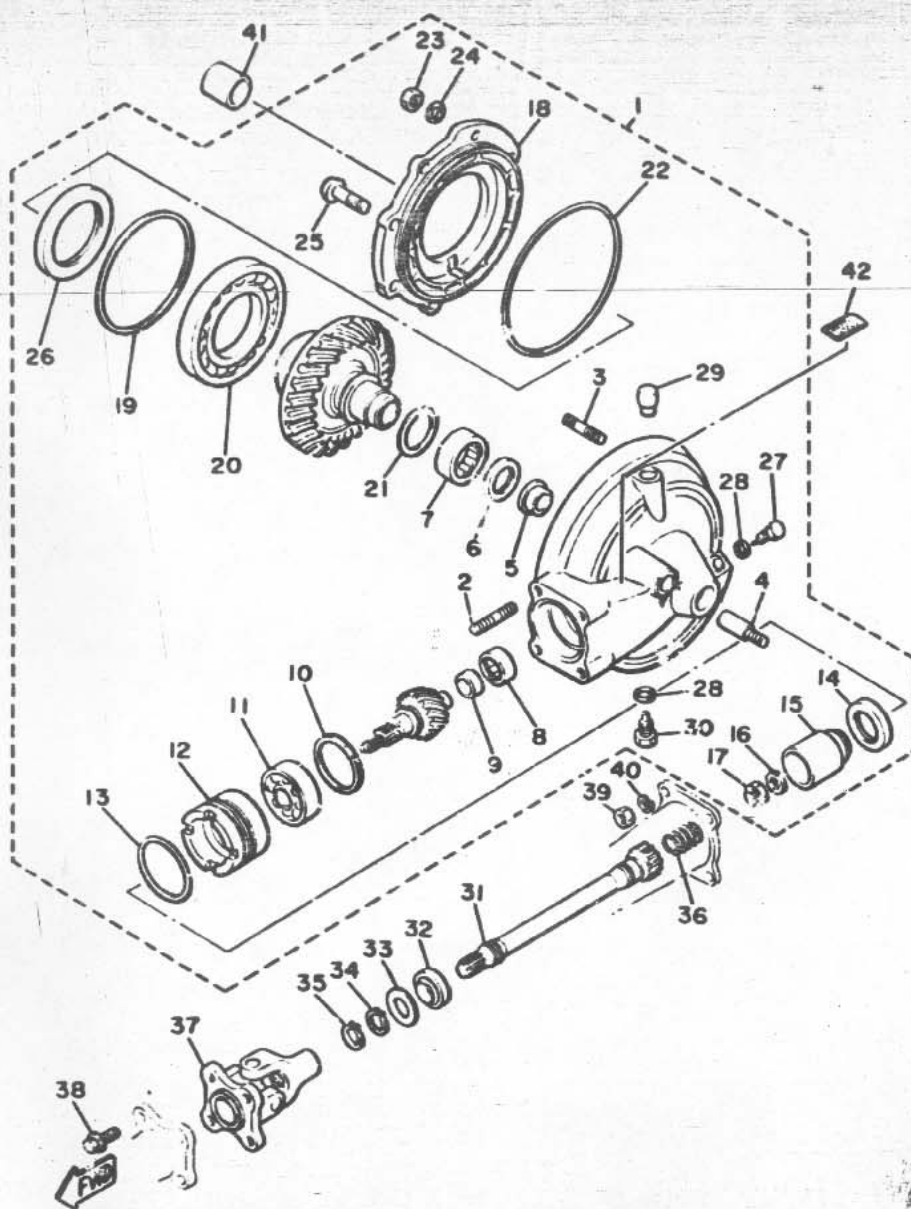


31E171-3271

| REF. NO. | PART NO. | DESCRIPTION | Q'TY | REMARKS |
|----------|-----------------|-----------------------------|------|---------|
| 1 | 31A-46101-00 | REAR AXLE GEAR CASE ASSY | 1 | |
| 2 | 90116-10361 | .BOLT, stud | 4 | |
| 3 | 90116-08360 | .BOLT, stud | 6 | |
| 4 | 90116-10249 | .BOLT, stud | 1 | |
| 5 | 4H7-46153-00 | .COLLAR, Guide | 1 | |
| 6 | 93101-30084 | .OIL SEAL | 1 | |
| 7 | 93311-43729 | .BEARING, cylindrical | 1 | |
| 8 | 93317-41510 | .BEARING, cylindrical | 1 | |
| 9 | 2H7-46122-00 | .RACE, inner | 1 | |
| 10 | 1J7-17537-Y0-15 | .SHIM, thrust (0.15T) | 1 | UR |
| | 1J7-17537-Y0-30 | .SHIM, thrust (0.30T) | 1 | UR |
| | 1J7-17537-Y0-40 | .SHIM, thrust (0.40T) | 1 | UR |
| | 1J7-17537-Y0-50 | .SHIM, thrust (0.50T) | 1 | UR |
| | 1J7-17537-Y0-60 | .SHIM, thrust (0.60T) | 1 | UR |
| 11 | 93306-30533 | .BEARING (B6305RB1 SPECIAL) | 1 | |
| 12 | 4H7-46125-00 | .RETAINER, bearing | 1 | |
| 13 | 93210-60426 | .O-RING | 1 | |
| 14 | 93101-38098 | .OIL SEAL | 1 | |
| 15 | 4H7-46123-00 | .COUPLING, Gear | 1 | |
| 16 | 90201-14632 | .WASHER, Plate | 1 | |
| 17 | 90185-14070 | .NUT, self-locking | 1 | |
| 18 | 4H7-46152-00 | .HOUSING, bearing | 1 | |
| 19 | 1J7-46117-Y0-25 | .SHIM, ring Gear (0.25T) | 1 | UR |
| | 1J7-46117-Y0-30 | .SHIM, ring Gear (0.30T) | 1 | UR |
| | 1J7-46117-Y0-35 | .SHIM, ring Gear (0.35T) | 1 | UR |
| | 1J7-46117-Y0-40 | .SHIM, ring Gear (0.40T) | 1 | UR |
| | 1J7-46117-Y0-45 | .SHIM, ring Gear (0.45T) | 1 | UR |
| | 1J7-46117-Y0-50 | .SHIM, ring Gear (0.50T) | 1 | UR |

D6

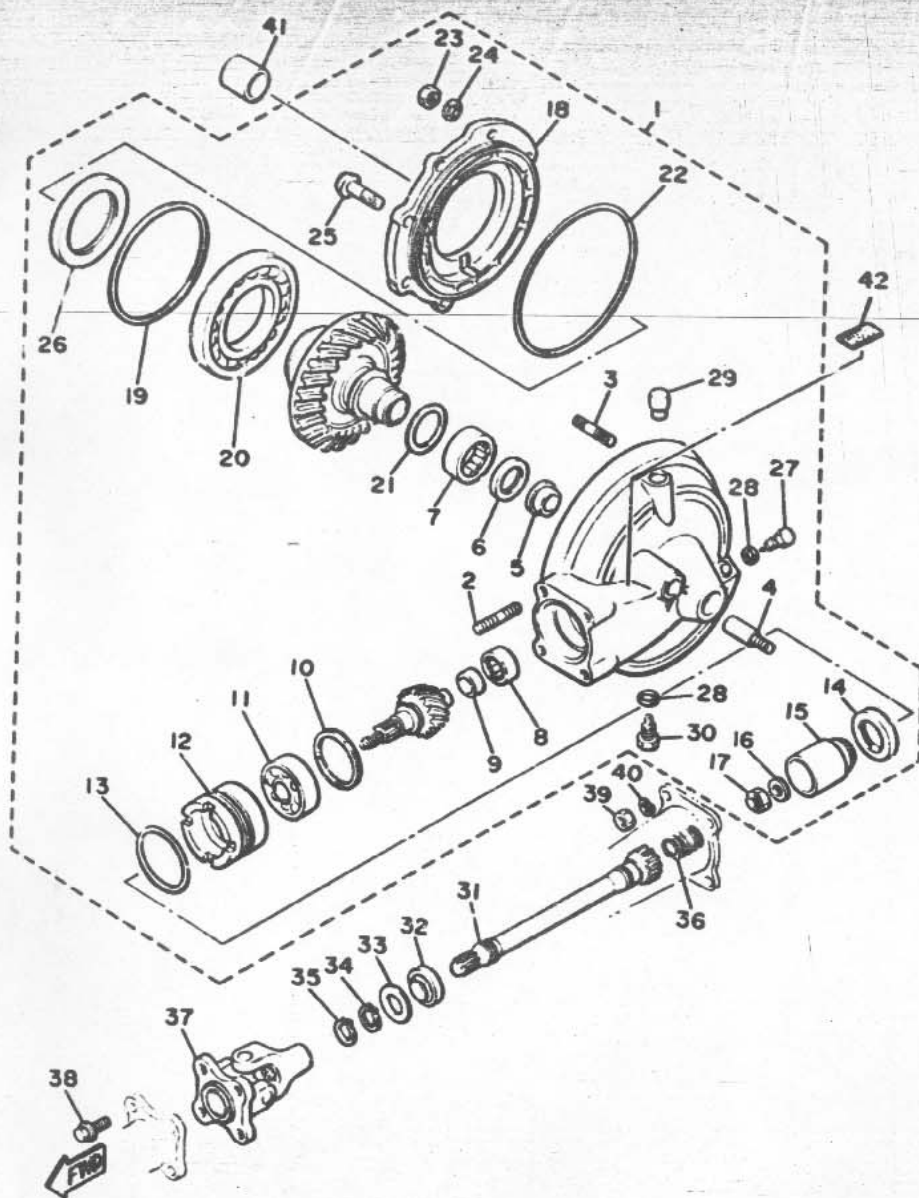
FIG. 24 DRIVE SHAFT



31E171-3271

| REF. NO. | PART NO. | DESCRIPTION | Q'TY | REMARKS |
|----------|-----------------|------------------------|------|---------|
| 20 | 93316-01403 | •BEARING, cylindrical | 1 | |
| 21 | 1J7-46118-Y0-18 | •WASHER, thrust (1.8T) | 1 | UR |
| | 1J7-46118-Y0-19 | •WASHER, thrust (1.9T) | 1 | UR |
| | 1J7-46118-Y0-20 | •WASHER, thrust (2.0T) | 1 | UR |
| | 1J7-46118-Y0-21 | •WASHER, thrust (2.1T) | 1 | UR |
| | 4H7-46118-00-14 | •WASHER, thrust (1.4T) | 1 | UR |
| | 4H7-46118-00-15 | •WASHER, thrust (1.5T) | 1 | UR |
| | 4H7-46118-00-16 | •WASHER, thrust (1.6T) | 1 | UR |
| | 4H7-46118-00-17 | •WASHER, thrust (1.7T) | 1 | UR |
| | 4H7-46118-00-22 | •WASHER, thrust (2.2T) | 1 | UR |
| | 4H7-46118-00-23 | •WASHER, thrust (2.3T) | 1 | UR |
| 22 | 93211-44348 | •O-RING | 1 | |
| 23 | 95311-08600 | •NUT | 6 | |
| 24 | 92901-08700 | •WASHER, wave | 6 | |
| 25 | 90109-10748 | •BOLT | 2 | |
| 26 | 93102-70167 | •OIL SEAL | 1 | |
| 27 | 11H-13455-00 | •PLUG | 1 | |
| 28 | 214-11198-01 | •GASKET | 2 | |
| 29 | 2H7-17590-00 | •BREATHER COMP. | 1 | |
| 30 | 90340-14042 | •PLUG, straight screw | 1 | |
| 31 | 31A-46172-01 | SHAFT, drive | 1 | |
| 32 | 93108-23007 | OIL SEAL | 1 | |
| 33 | 90201-231A2 | WASHER, Plate | 1 | |
| 34 | 93410-23056 | CIRCLIP | 1 | |
| 35 | 93410-22C39 | CIRCLIP | 1 | |
| 36 | 90501-16491 | SPRING, compression | 1 | |
| 37 | 31A-46180-00 | CROSS JOINT COMP. | 1 | |
| 38 | 90105-08155 | BOLT, washer based | 4 | |

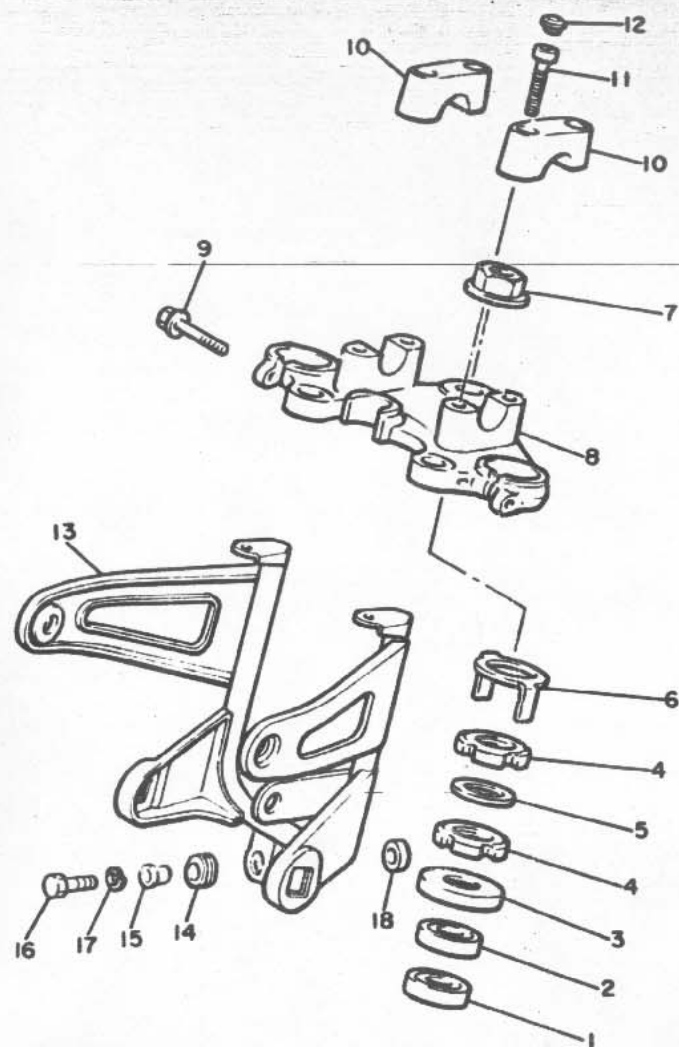
FIG. 24 DRIVE SHAFT



31E171-3271

| REF. NO. | PART NO. | DESCRIPTION | Q'TY | REMARKS |
|----------|--------------|--------------------|------|---------|
| 39 | 95316-10600 | NUT | 4 | |
| 40 | 92906-10100 | WASHER, spring | 4 | |
| 41 | 90387-172A5 | COLLAR | 1 | |
| 42 | 31A-46181-00 | LABEL, oil caution | 1 | |

FIG. 25 STEERING

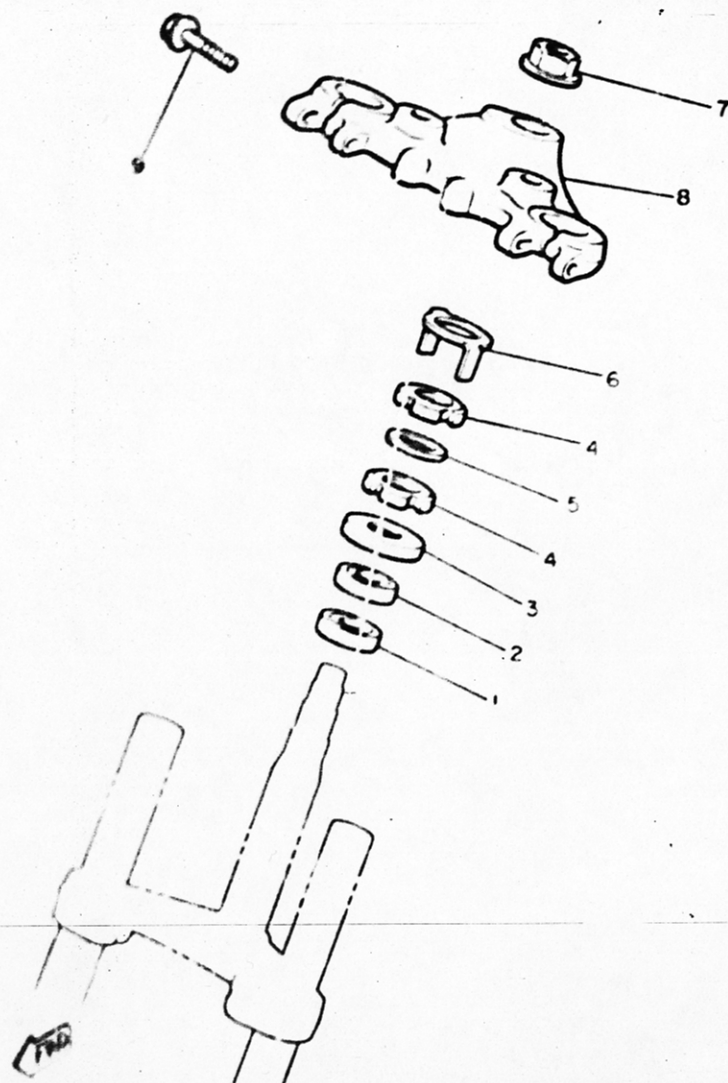


| REF. NO. | PART NO. | DESCRIPTION | Q'TY | REMARKS |
|----------|-----------------|----------------------|------|-----------------|
| 1 | 93332-00008 | BEARING | 1 | |
| 2 | 93332-00023 | BEARING | 1 | |
| 3 | 1J7-23415-00 | COVER, ball race 1 | 1 | |
| 4 | 90179-25033 | NUT | 2 | |
| 5 | 90202-26142 | WASHER, Plate | 1 | |
| 6 | 26H-23418-01 | WASHER, sPecial | 1 | |
| 7 | 90176-22050 | NUT, crown | 1 | |
| 8 | 1FW-23435-01-98 | CROWN, handle | 1 | low Gloss black |
| 9 | 95826-08045 | BOLT, flange | 2 | |
| 10 | 4H7-23441-00-98 | HOLDER, handle upper | 2 | low Gloss black |
| 11 | 91316-08030 | BOLT | 4 | |
| 12 | 341-23469-00 | CAP, bolt | 4 | |
| 13 | 4K0-23174-00 | STAY, headlight | 1 | |
| 14 | 90480-14023 | GROMMET | 2 | |
| 15 | 90387-06500 | COLLAR | 2 | |
| 16 | 91316-06035 | BOLT | 2 | |
| 17 | 90201-062A8 | WASHER, Plate | 2 | |
| 18 | 1FW-23363-00 | COLLAR 1 | 1 | |



1FW332-5250

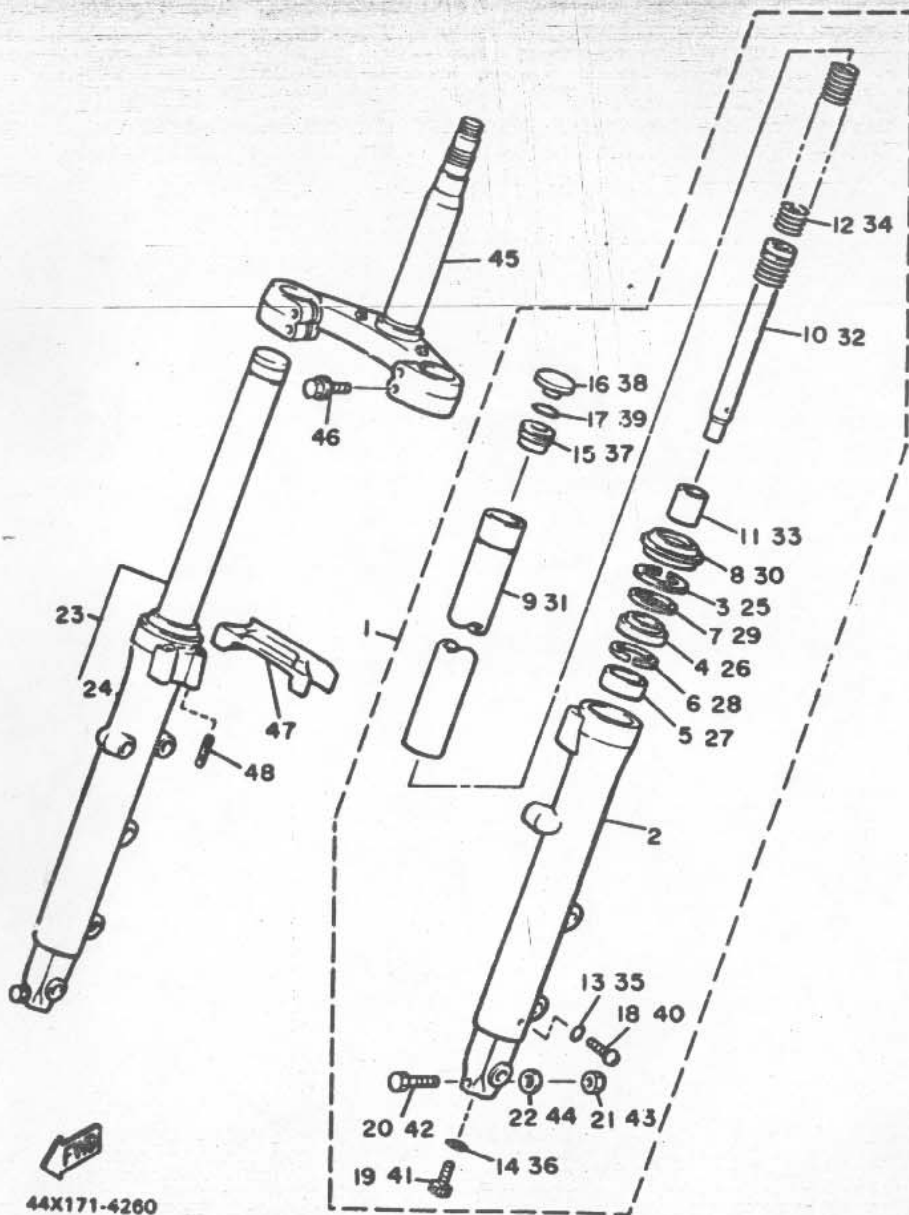
FIG. 25 STEERING



14X171-4250

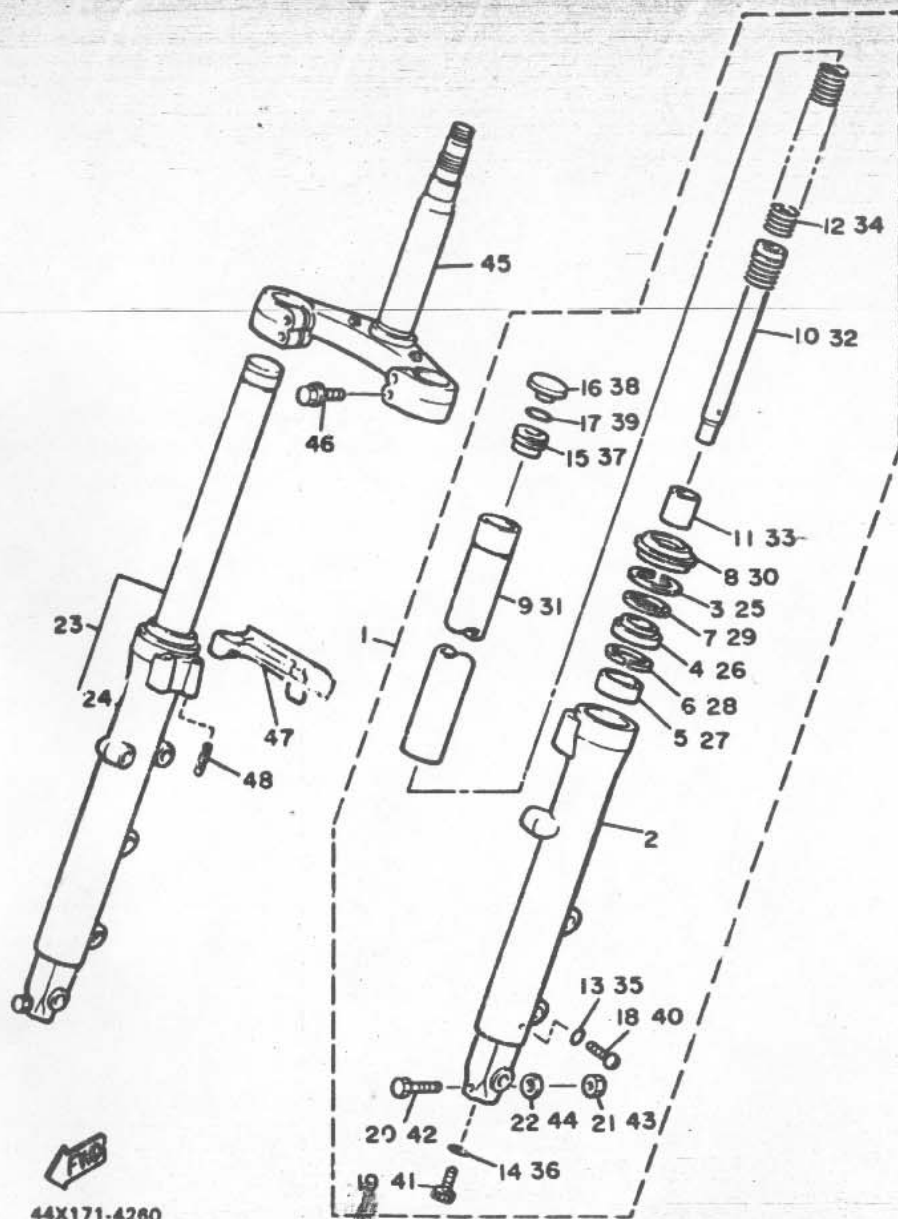
| REF. NO. | PART NO. | DESCRIPTION | Q'TY | REMARKS |
|-------------|-----------------|--------------------|------|-----------------|
| 1 | 93332-00008 | BEARING | 1 | |
| 2 | 93332-00023 | BEARING | 1 | |
| 3 | 1J7-23415-00 | COVER, ball race 1 | 1 | |
| 4 | 90179-25033 | NUT | 2 | |
| 5 | 90202-26142 | WASHER, Plate | 1 | |
| 6 | 26H-23418-01 | WASHER, sPecial | 1 | |
| 7 | 90179-22412 | NUT | 1 | |
| 8 | 29R-23435-01-98 | CROWN, handle | 1 | low Gloss black |
| 9 | 95828-08045 | BOLT, flange | 2 | |

FIG. 26 FRONT FORK



| REF. NO. | PART NO. | DESCRIPTION | Q'TY | REMARKS |
|----------|--------------|-----------------------------|------|---------|
| 1 | 41Y-23102-00 | FRONT FORK ASSY (L.H) | 1 | |
| 2 | 41Y-23126-00 | •TUBE, outer 1 | 1 | |
| 3 | 3R4-23153-00 | •RING, snap | 1 | |
| 4 | 41Y-23145-00 | •OIL SEAL | 1 | |
| 5 | 31A-23125-31 | •METAL, slide 1 | 1 | |
| 6 | 31A-23149-31 | •WASHER, spring upper | 1 | |
| 7 | 41Y-23146-00 | •WASHER, oil seal | 1 | |
| 8 | 41Y-23144-00 | •SEAL, dust | 1 | |
| 9 | 41Y-23110-00 | •INNER TUBE COMP.1 | 1 | |
| 10 | 41Y-23170-00 | •CYLINDER COMP., front fork | 1 | |
| 11 | 5A6-23173-00 | •SPINDLE, taper | 1 | |
| 12 | 41Y-23141-00 | •SPRING, front fork | 1 | |
| 13 | 122-23129-00 | •GASKET, drain plug | 1 | |
| 14 | 509-23158-L0 | •GASKET | 1 | |
| 15 | 31A-23111-31 | •BOLT, cap | 1 | |
| 16 | 16G-23168-00 | •CAP, front fork | 1 | |
| 17 | 1W1-23114-L0 | •GASKET | 1 | |
| 18 | 122-23113-01 | •PLUG, drain | 1 | |
| 19 | 278-23181-50 | •BOLT, hexagon socket head | 1 | |
| 20 | 4U8-23356-10 | •BOLT 2 | 1 | |
| 21 | 95311-08600 | •NUT | 1 | |
| 22 | 90201-08544 | •WASHER, plate | 2 | |
| 23 | 41Y-23103-00 | FRONT FORK ASSY (R.H) | 1 | |
| 24 | 41Y-23136-00 | •TUBE, outer 2 | 1 | |
| 25 | 3R4-23153-00 | •RING, snap | 1 | |
| 26 | 41Y-23145-00 | •OIL SEAL | 1 | |
| 27 | 31A-23125-31 | •METAL, slide 1 | 1 | |
| 28 | 31A-23149-31 | •WASHER, spring upper | 1 | |

FIG. 26 FRONT FORK



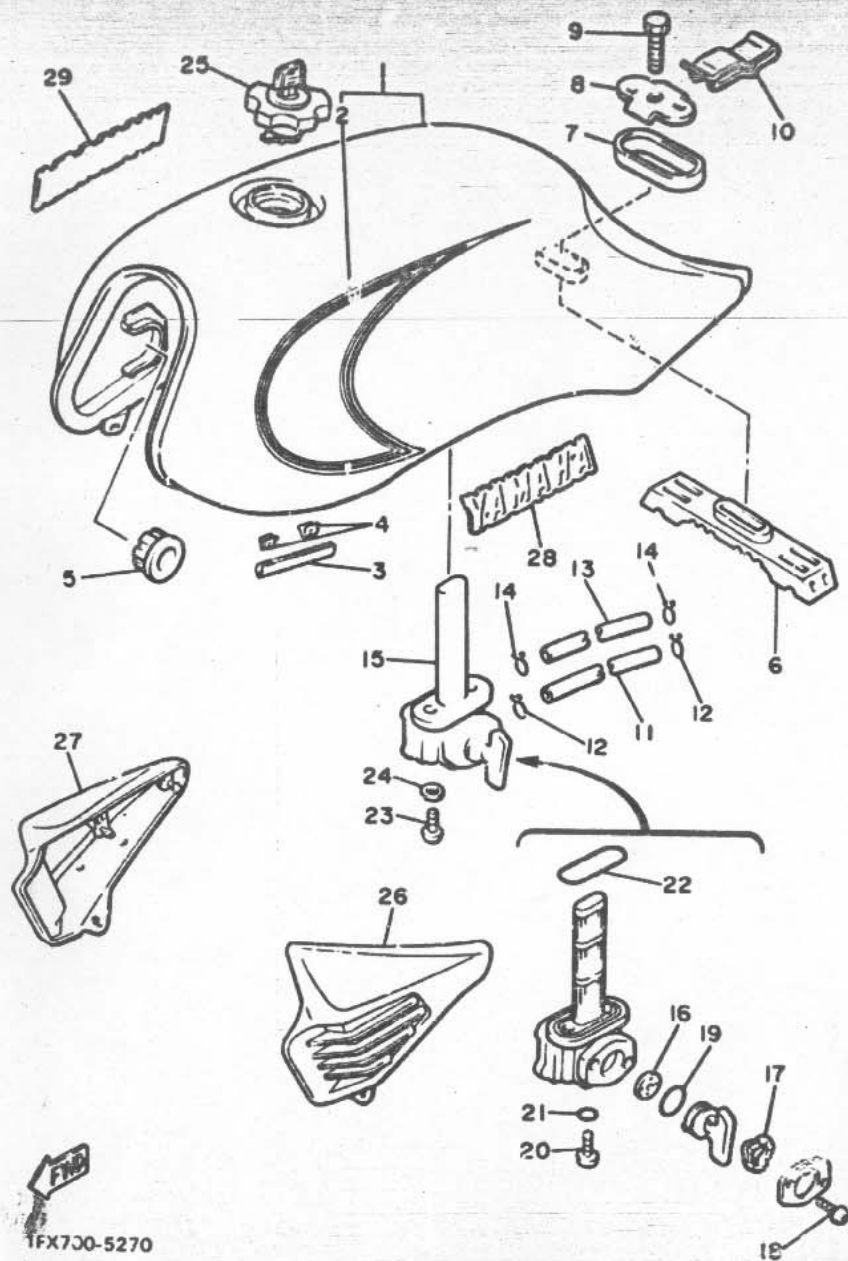
44X171-4260

| REF. NO. | PART NO. | DESCRIPTION | Q'TY | REMARKS |
|----------|--------------|-----------------------------|------|---------|
| 29 | 41Y-23146-00 | .WASHER, oil seal | 1 | |
| 30 | 41Y-23144-00 | .SEAL, dust | 1 | |
| 31 | 41Y-23110-00 | .INNER TUBE COMP.1 | 1 | |
| 32 | 41Y-23170-00 | .CYLINDER COMP., front fork | 1 | |
| 33 | 5A6-23173-00 | .SPINDLE, taper | 1 | |
| 34 | 41Y-23141-00 | .SPRING, front fork | 1 | |
| 35 | 122-23123-00 | .GASKET, drain Plug | 1 | |
| 36 | 509-23158-L0 | .GASKET | 1 | |
| 37 | 31A-23111-31 | .BOLT, cap | 1 | |
| 38 | 16G-23168-00 | .CAP, front fork | 1 | |
| 39 | 1W1-23114-L0 | .GASKET | 1 | |
| 40 | 122-23119-01 | .PLUG, drain | 1 | |
| 41 | 278-23181-50 | .BOLT, hexagon socket head | 1 | |
| 42 | 4U8-23356-10 | .BOLT 2 | 1 | |
| 43 | 95311-08600 | .NUT | 1 | |
| 44 | 90201-08544 | .WASHER, Plate | 2 | |
| 45 | 1FW-23340-00 | UNDER BRACKET COMP. | 1 | |
| 46 | 90119-08012 | BOLT, with washer | 4 | |
| 47 | 31A-2313A-30 | BRACE, fork | 1 | |
| 48 | 31A-23181-30 | BOLT, hexagon socket head | 4 | |

| REF. NO. | PART NO. | DESCRIPTION | Q'TY | REMARKS |
|----------|-----------------|---------------------|------|------------------|
| 1 | 1FW-24110-00-01 | FUEL TANK COMP. | 1 | new yamaha black |
| 2 | 1FW-24240-00 | GRAPHIC SET | 1 | |
| 3 | 31A-24188-00 | MOLD, fuel tank | 2 | |
| 4 | 90468-03063 | CLIP | 4 | |
| 5 | 4H7-24181-00 | DAMPER, locatinG 1 | 2 | |
| 6 | 31A-24182-00 | DAMPER, locatinG 2 | 1 | |
| 7 | 4K0-24183-00 | DAMPER, locatinG 3 | 1 | |
| 8 | 4K0-24186-00 | WASHER, sPecial | 1 | |
| 9 | 90109-08579 | BOLT | 1 | |
| 10 | 4K0-2411M-00 | CLIP | 1 | |
| 11 | 9044F-11501 | HOSE | 1 | |
| 12 | 90467-10041 | CLIP | 2 | |
| 13 | 90445-09500 | HOSE | 1 | |
| 14 | 90467-08075 | CLIP | 2 | |
| 15 | 31A-24500-01 | FUEL COCK ASSY 1 | 1 | |
| 16 | 16G-24523-00 | VALVE | 1 | |
| 17 | 16G-24518-00 | WASHER, wave | 1 | |
| 18 | 97801-03008 | SCREW, Pan head | 2 | |
| 19 | 2G2-24512-00 | O-RING | 1 | |
| 20 | 97801-06008 | SCREW, Pan head | 1 | |
| 21 | 2G2-24522-00 | GASKET | 1 | |
| 22 | 2G2-24534-00 | O-RING | 1 | |
| 23 | 90149-0C008 | SCREW | 2 | |
| 24 | 90202-06010 | WASHER, Plate | 2 | |
| 25 | 11H-24602-02 | CAP ASSY | 1 | |
| 26 | 31A-2835J-00-98 | BODY, front lower 1 | 1 | low gloss black |
| 27 | 31A-2835K-00-98 | BODY, front lower 2 | 1 | low gloss black |
| 28 | 31A-24161-00 | EMBLEM 1 | 1 | |



FIG. 27 FUEL TANK

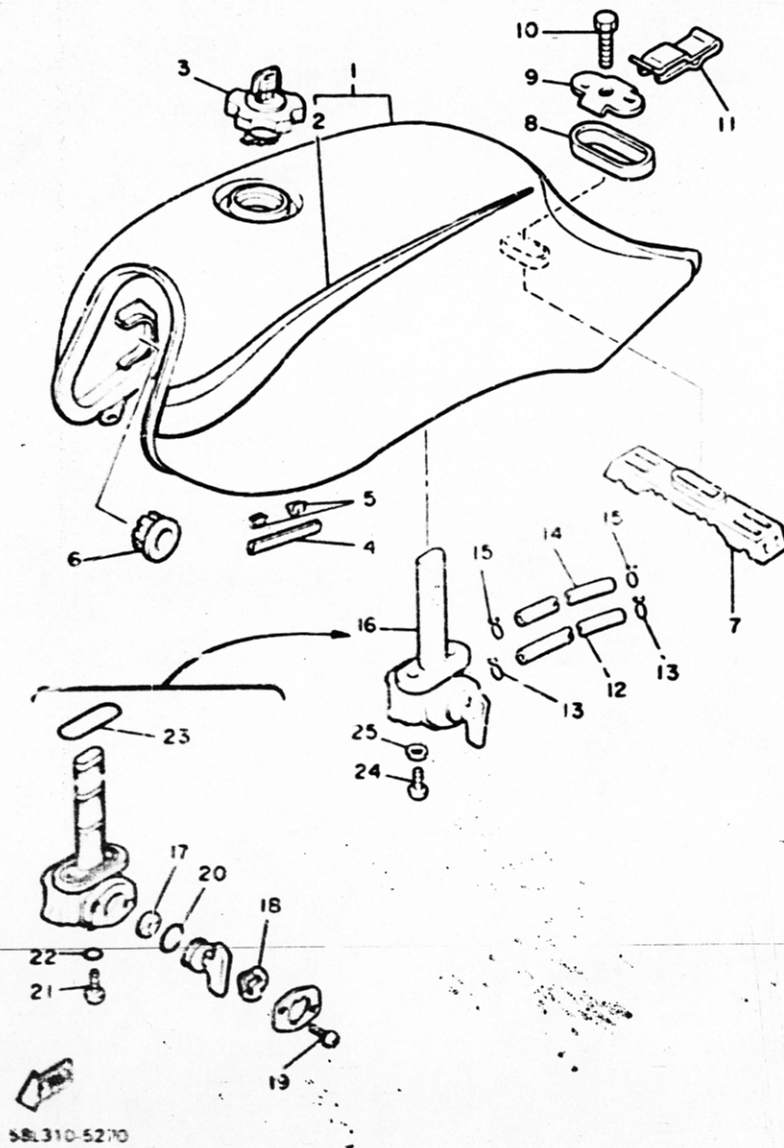


| REF. NO. | PART NO. | DESCRIPTION | Q'TY | REMARKS |
|----------|--------------|-------------|------|---------|
| 29 | 31A-24162-00 | EMBLEM 2 | 1 | |

TFX700-5270

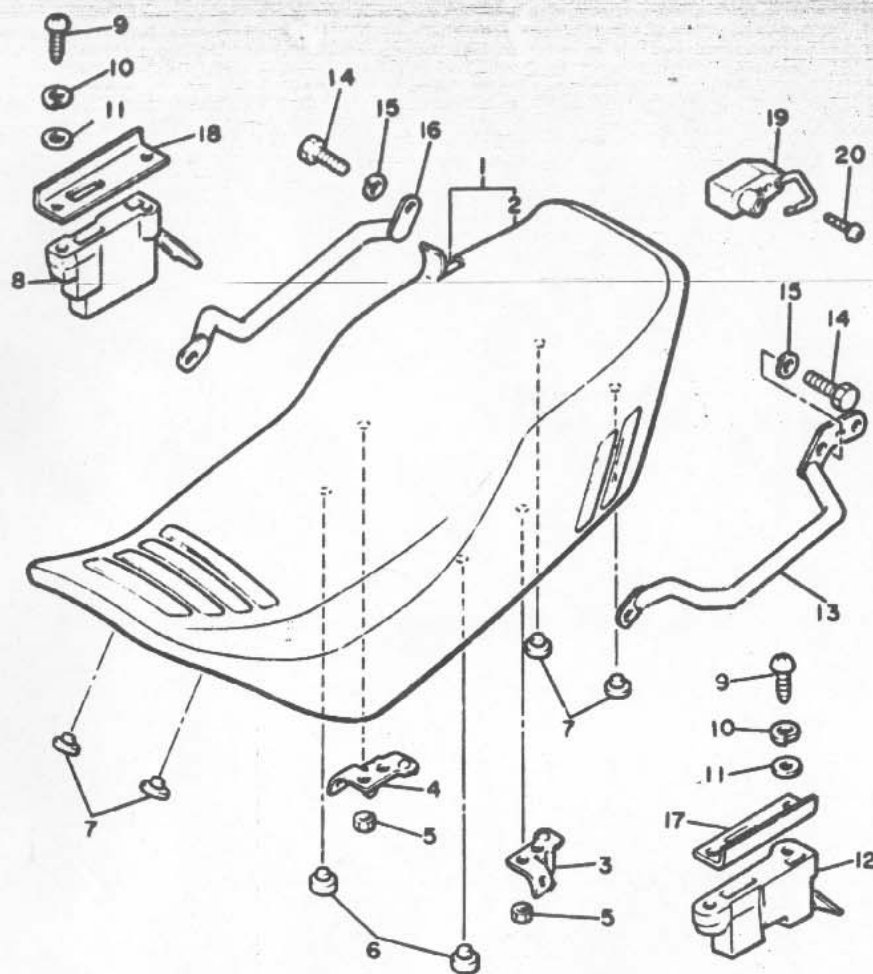
D13

FIG. 27 FUEL TANK



| REF. NO. | PART NO. | DESCRIPTION | Q'TY | REMARKS |
|----------|-----------------|--------------------|------|-------------------------------------|
| 1 | 31A-24110-00-X4 | FUEL TANK COMP. | 1 | new yamaha black/stormy red for nyb |
| 2 | 58L-24240-01 | GRAPHIC SET | 1 | |
| 3 | 11H-24602-02 | CAP ASSY | 1 | |
| 4 | 31A-24188-00 | MOLD, fuel tank | 2 | |
| 5 | 90468-03063 | CLIP | 4 | |
| 6 | 4H7-24181-00 | DAMPER, locating 1 | 2 | |
| 7 | 31A-24182-00 | DAMPER, locating 2 | 1 | |
| 8 | 4K0-24183-00 | DAMPER, locating 3 | 1 | |
| 9 | 4K0-24186-00 | WASHER, special | 1 | |
| 10 | 90109-08579 | BOLT | 1 | |
| 11 | 4K0-2411M-00 | CLIP | 1 | |
| 12 | 90445-11501 | HOSE | 1 | |
| 13 | 90467-10041 | CLIP | 2 | |
| 14 | 90445-09500 | HOSE | 1 | |
| 15 | 90467-08075 | CLIP | 2 | |
| 16 | 31A-24500-01 | FUEL COCK ASSY 1 | 1 | |
| 17 | 16G-24523-00 | VALVE | 1 | |
| 18 | 16G-24518-00 | WASHER, wave | 1 | |
| 19 | 97801-03008 | SCREW, Pan head | 2 | |
| 20 | 2G2-24512-00 | O-RING | 1 | |
| 21 | 97801-06008 | SCREW, Pan head | 1 | |
| 22 | 2G2-24522-00 | GASKET | 1 | |
| 23 | 2G2-24534-00 | O-RING | 1 | |
| 24 | 90149-06038 | SCREW | 2 | |
| 25 | 90202-06010 | WASHER, Plate | 2 | |

FIG. 28 SEAT



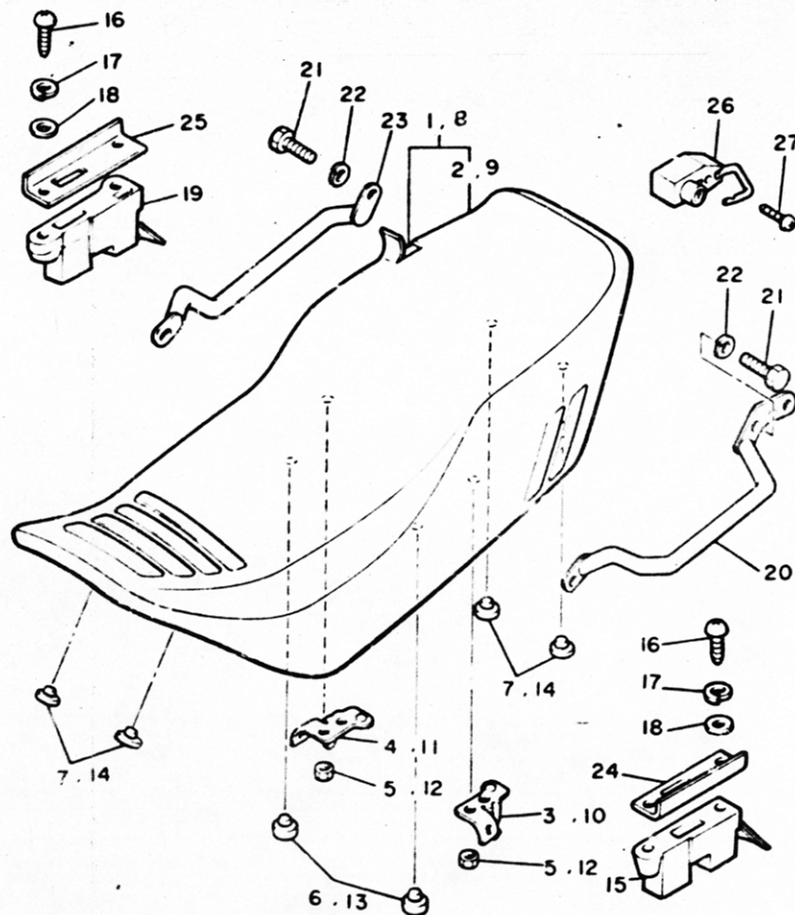
| REF. NO. | PART NO. | DESCRIPTION | Q'TY | REMARKS |
|----------|--------------|---------------------|------|---------|
| 1 | 31A-W2472-00 | DOUBLE SEAT ASSY | 1 | black |
| 2 | 31A-24731-00 | COVER, seat | 1 | black |
| 3 | 31A-24728-00 | BRACKET, seat | 1 | |
| 4 | 31A-24738-00 | BRACKET, seat | 1 | |
| 5 | 3Y6-24735-00 | SPEED NUT | 4 | |
| 6 | 278-27114-A0 | STOPPER, main stand | 2 | |
| 7 | 116-24741-A0 | PAD, seat | 4 | |
| 8 | 41Y-24705-00 | SEAT LOCK ASSY | 1 | |
| 9 | 92501-06020 | SCREW, Pan head | 4 | |
| 10 | 92902-06100 | WASHER, sPring | 4 | |
| 11 | 92990-06600 | WASHER, Plate | 4 | |
| 12 | 31A-24760-00 | SEAT LEVER ASSY | 1 | |
| 13 | 31A-21185-00 | HANDLE, standing | 1 | |
| 14 | 97306-08016 | BOLT | 2 | |
| 15 | 92906-08100 | WASHER, sPring | 2 | |
| 16 | 31A-21275-00 | STAY, rear | 1 | |
| 17 | 31A-2476A-00 | PLATE, Guide 1 | 1 | |
| 18 | 31A-2476E-00 | PLATE, Guide 2 | 1 | |
| 19 | 3H1-21308-00 | HELMET HANGER ASSY | 1 | |
| 20 | 90149-06154 | SCREW | 1 | |



1FW332-5280

D14

FIG. 28 SEAT



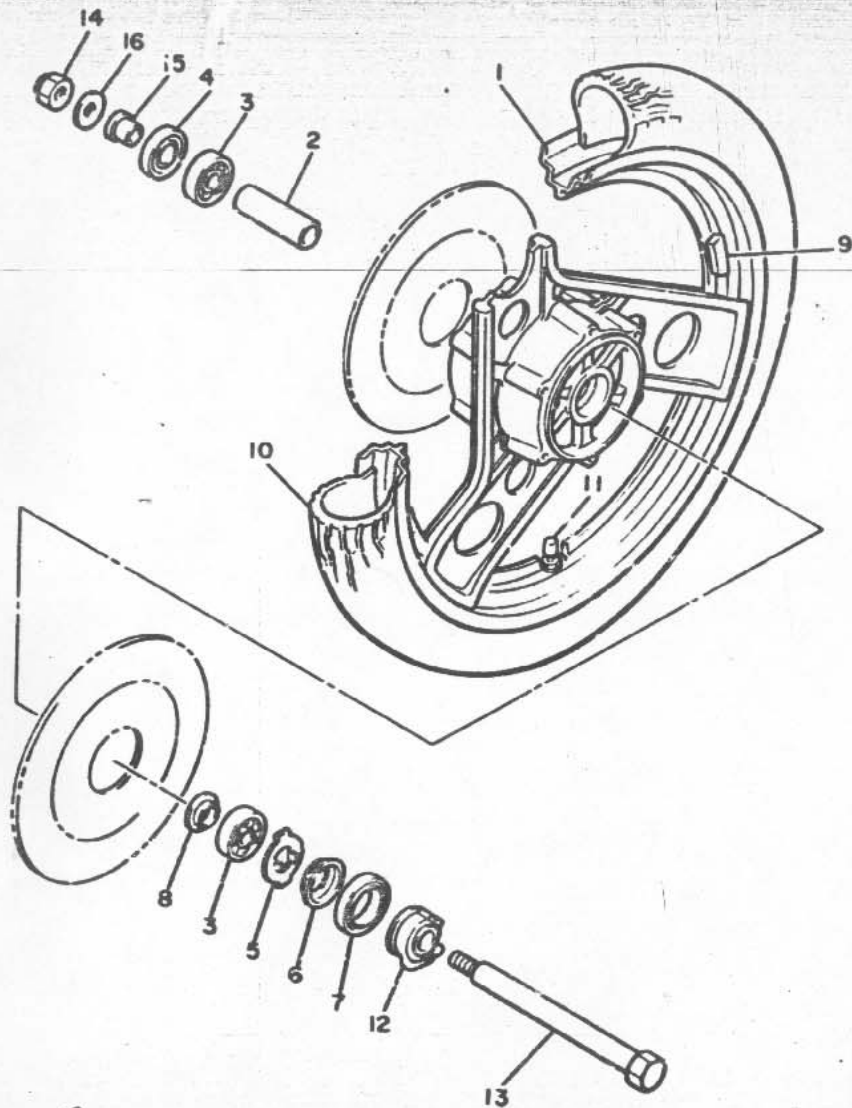
| REF. NO. | PART NO. | DESCRIPTION | Q'TY | REMARKS |
|----------|--------------|---------------------|------|----------------|
| 1 | 31A-W2472-00 | DOUBLE SEAT ASSY | 1 | UR black |
| 2 | 31A-24731-00 | .COVER, seat | 1 | black |
| 3 | 31A-24728-00 | BRACKET, seat | 1 | |
| 4 | 31A-24738-00 | BRACKET, seat | 1 | |
| 5 | 3Y6-24735-00 | SPEED NUT | 4 | |
| 6 | 278-27114-A0 | STOPPER, main stand | 2 | |
| 7 | 116-24741-A0 | PAD, seat | 4 | |
| 8 | 31A-W2472-20 | DOUBLE SEAT ASSY | 1 | UR cosmic blue |
| 9 | 31A-24731-20 | .COVER, seat | 1 | cosmic blue |
| 10 | 31A-24728-00 | BRACKET, seat | 1 | |
| 11 | 31A-24738-00 | BRACKET, seat | 1 | |
| 12 | 3Y6-24735-00 | SPEED NUT | 4 | |
| 13 | 278-27114-A0 | STOPPER, main stand | 2 | |
| 14 | 116-24741-A0 | PAD, seat | 4 | |
| 15 | 41Y-24705-00 | SEAT LOCK ASSY | 1 | |
| 16 | 92501-06020 | SCREW, Pan head | 4 | |
| 17 | 92902-06100 | WASHER, sPrinE | 4 | |
| 18 | 92990-06600 | WASHER, Plate | 4 | |
| 19 | 31A-24760-00 | SEAT LEVER ASSY | 1 | |
| 20 | 31A-21165-00 | HANDLE, standing | 1 | |
| 21 | 97306-08016 | BOLT | 2 | |
| 22 | 92906-08100 | WASHER, sPrinE | 2 | |
| 23 | 31A-21275-00 | STAY, rear | 1 | |
| 24 | 31A-2476A-00 | PLATE, Guide 1 | 1 | |
| 25 | 31A-2476E-00 | PLATE, Guide 2 | 1 | |
| 26 | 3H1-21208-00 | HELMET HANGER ASSY | 1 | |
| 27 | 90149-06154 | SCREW | 1 | |



31E171-3311

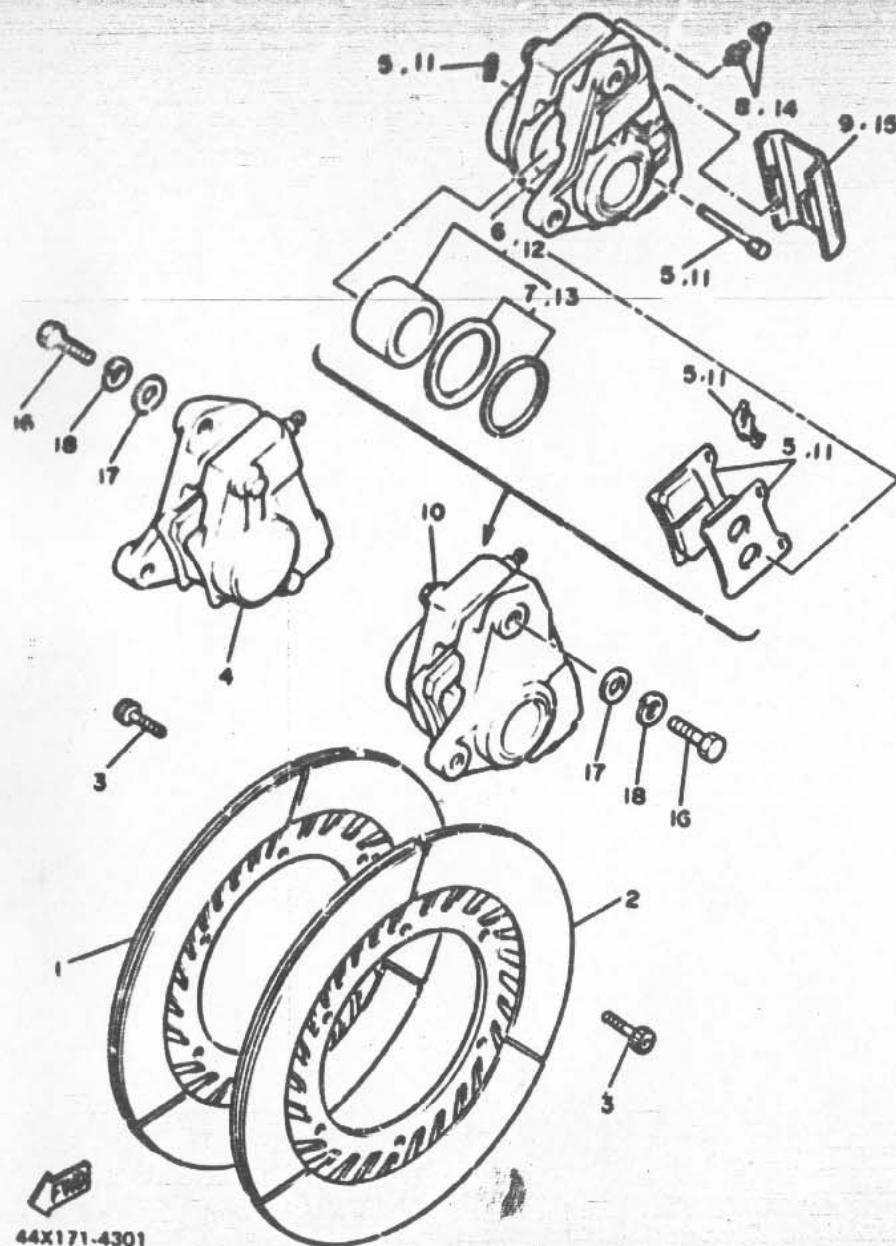
D13

FIG. 29 FRONT WHEEL



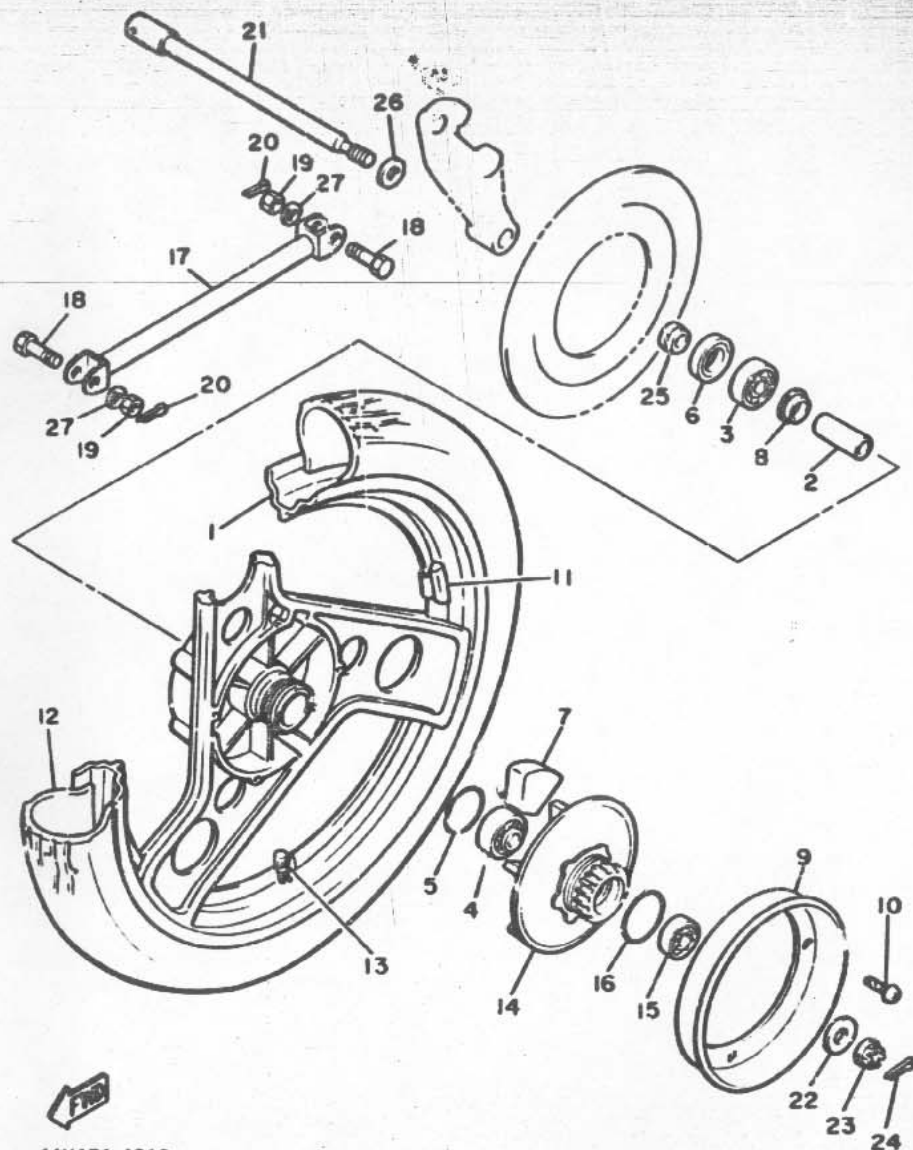
| REF. NO. | PART NO. | DESCRIPTION | Q'TY | REMARKS |
|----------|-----------------|--------------------------------|------|--------------------------|
| 1 | 31E-25168-20-98 | CAST WHEEL, front | 1 | low gloss black |
| 2 | 90560-15116 | SPACER. | 1 | |
| 3 | 93306-30203 | BEARING (B6302Z) | 2 | |
| 4 | 93102-22014 | OIL SEAL | 1 | |
| 5 | 341-25149-00 | CLUTCH, meter | 1 | |
| 6 | 341-25846-00 | RETAINER, clutch | 1 | |
| 7 | 93105-45017 | OIL SEAL | 1 | |
| 8 | 146-25115-00 | FLANGE, spacer 1 | 1 | |
| 9 | 29L-25398-00 | BALANCER, wheel (10G) | 1 | UN |
| | 29L-25398-10 | BALANCER, wheel (20G) | 1 | UN |
| | 29L-25398-20 | BALANCER, wheel (30G) | 1 | UN |
| 10 | * | TIRE (100/90-V18 MT29 PHANTOM) | 1 | UR LM Pirelli |
| | 94110-184A6 | TIRE (100/90-V18) | 1 | UR b. s. (for s. africa) |
| 11 | * | VALVE, rim | 1 | UR LM Pirelli |
| | 93900-00001 | VALVE, rim | 1 | UR bridgestone |
| 12 | 31A-25190-00 | GEAR UNIT ASSY | 1 | |
| 13 | 31A-25181-00 | AXLE, wheel | 1 | |
| 14 | 95601-14100 | NUT, u | 1 | |
| 15 | 90387-15550 | COLLAR | 1 | |
| 16 | 92990-14200 | WASHER, plain | 1 | |

FIG. 30 FRONT BRAKE CALIPER



| REF. NO. | PART NO. | DESCRIPTION | Q'TY | REMARKS |
|----------|--------------|-----------------------|------|---------|
| 1 | 31A-25831-01 | DISC, brake (RIGHT) | 1 | |
| 2 | 31A-25831-11 | DISC, brake (LEFT) | 1 | |
| 3 | 90109-08718 | BOLT | 12 | |
| 4 | 41Y-25810-00 | CALIPER ASSY (RIGHT) | 1 | |
| 5 | 26H-W0045-01 | •BRAKE PAD KIT, front | 1 | |
| 6 | 31A-W0057-00 | •PISTON ASSY, caliper | 1 | |
| 7 | 31A-W0047-00 | ••CALIPER SEAL KIT | 1 | |
| 8 | 26H-W0048-00 | •BREED SCREW KIT | 1 | |
| 9 | 41Y-25836-00 | •COVER, dust | 1 | |
| 10 | 41Y-25810-10 | CALIPER ASSY (LEFT) | 1 | |
| 11 | 26H-W0045-01 | •BRAKE PAD KIT, front | 1 | |
| 12 | 31A-W0057-00 | •PISTON ASSY, caliper | 1 | |
| 13 | 31A-W0047-00 | ••CALIPER SEAL KIT | 1 | |
| 14 | 26H-W0048-00 | •BREED SCREW KIT | 1 | |
| 15 | 41Y-25836-00 | •COVER, dust | 1 | |
| 16 | 90101-10308 | BOLT | 4 | |
| 17 | 92901-10200 | WASHER, Plain | 4 | |
| 18 | 92901-10100 | WASHER, spring | 4 | |

FIG. 31 REAR WHEEL

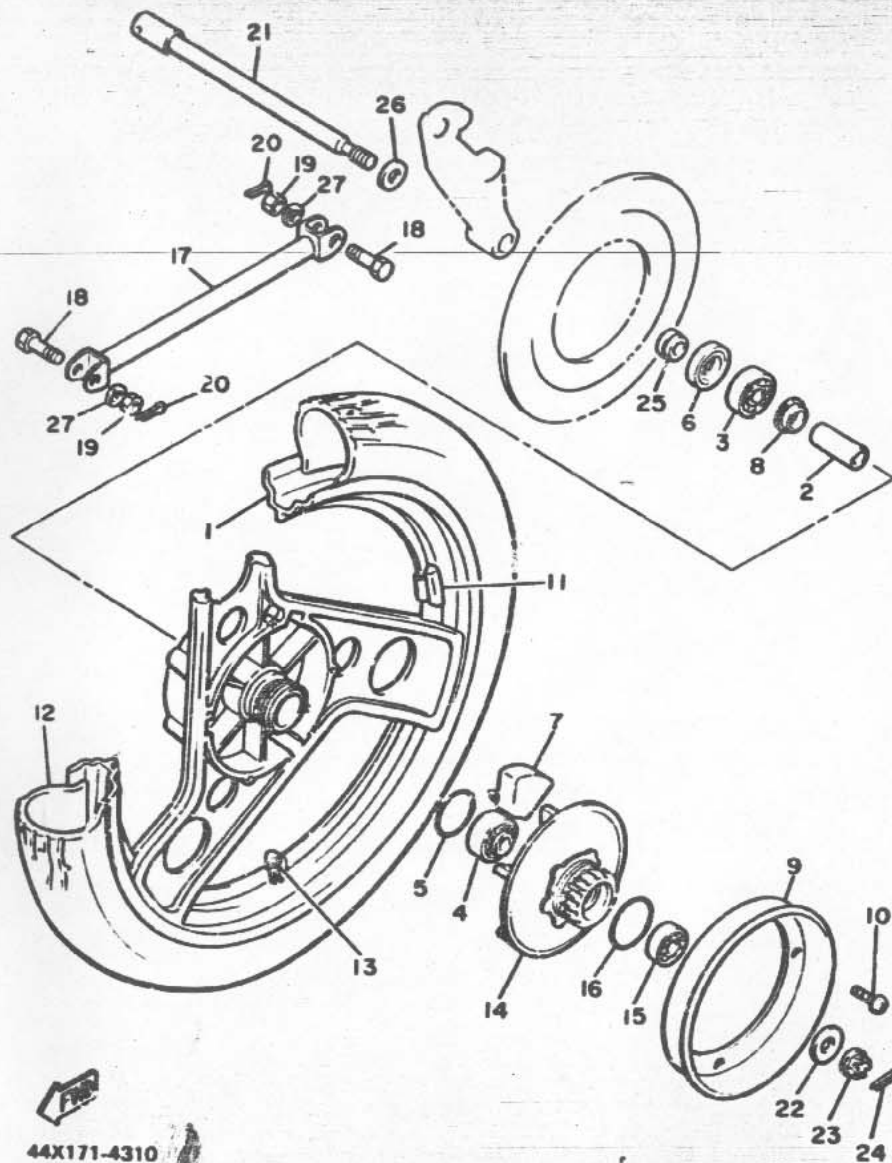


44X171-4310

| REF. NO. | PART NO. | DESCRIPTION | Q'TY | REMARKS |
|----------|----------------|------------------------|------|--------------------------|
| 1 | 31E-5338-20-98 | CAST WHEEL, rear | 1 | low Gloss black |
| 2 | 90560-17204 | SPACER | 1 | |
| 3 | 93306-30306 | BEARING (86303) | 1 | |
| 4 | 93302-20306 | BEARING | 1 | |
| 5 | 93210-48530 | O-RING | 1 | |
| 6 | 93102-25044 | OIL SEAL | 1 | |
| 7 | 460-25364-00 | DAMPER | 6 | |
| 8 | 148-25315-00 | FLANGE, sPacer | 1 | |
| 9 | 31A-25327-00 | COVER, Plate | 1 | |
| 10 | 98501-05010 | SCREW, Pan head | 4 | |
| 11 | 29L-25398-00 | BALANCER, wheel (10G) | 1 | UN |
| | 29L-25398-10 | BALANCER, wheel (20G) | 1 | UN |
| | 29L-25398-20 | BALANCER, wheel (30G) | 1 | UN |
| 12 | * | TIRE (120/90-V18 MT28) | 1 | UR LM Pirelli |
| | 94112-184A8 | TIRE (120/90-V18) | 1 | UR b. s. (for s. africa) |
| 13 | * | VALVE, rim | 1 | UR LM Pirelli |
| | 93900-00001 | VALVE, rim | 1 | UR bridgestone |
| 14 | 31A-25366-00 | CLUTCH, hub | 1 | |
| 15 | 93306-20310 | BEARING (86203DU) | 1 | |
| 16 | 93210-57428 | O-RING | 1 | |
| 17 | 31A-25371-00 | BAR, tension | 1 | |
| 18 | 90102-10056 | BOLT, with hole | 2 | |
| 19 | 90170-10219 | NUT | 2 | |
| 20 | 91401-20020 | PIN, cotter | 2 | |
| 21 | 31A-25381-00 | AXLE, wheel | 1 | |
| 22 | 90201-141A3 | WASHER, Plate | 1 | |
| 23 | 90179-14217 | NUT | 1 | |
| 24 | 91401-30030 | PIN, cotter | 1 | |

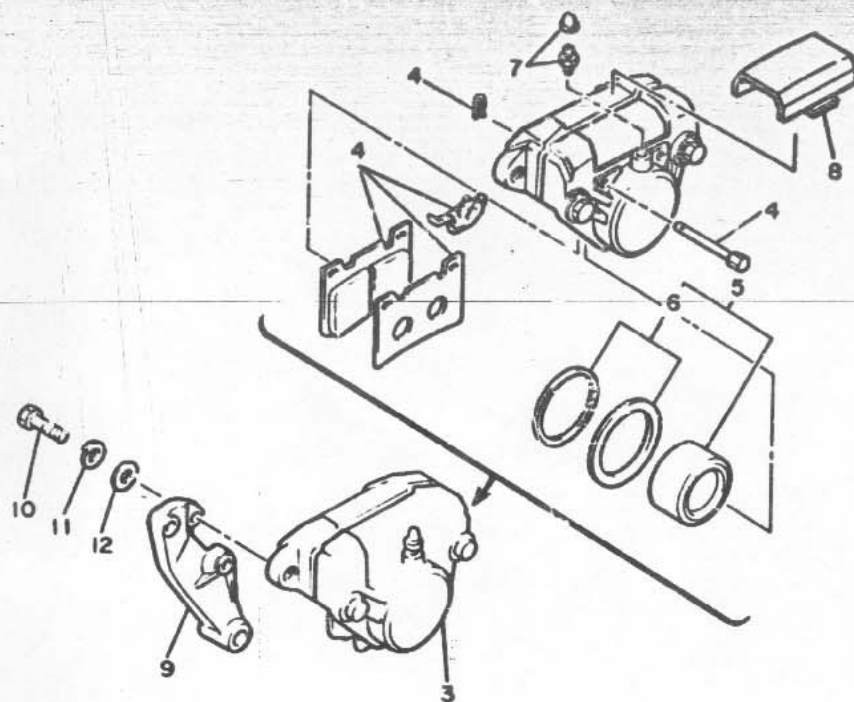
FIG. 31 REAR WHEEL

| REF. NO. | PART NO. | DESCRIPTION | Q'TY | REMARKS |
|----------|--------------|---------------|------|---------|
| 25 | 90387-170J6 | COLLAR | 1 | |
| 26 | 4H7-25377-00 | COLLAR, wheel | 1 | |
| 27 | 92906-10200 | WASHER | 2 | |

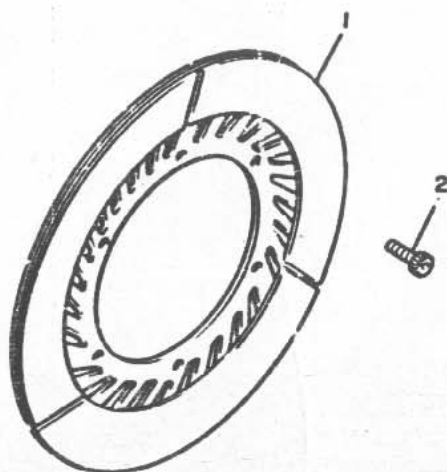


44X171-4310

FIG. 32 REAR BRAKE CALIPER



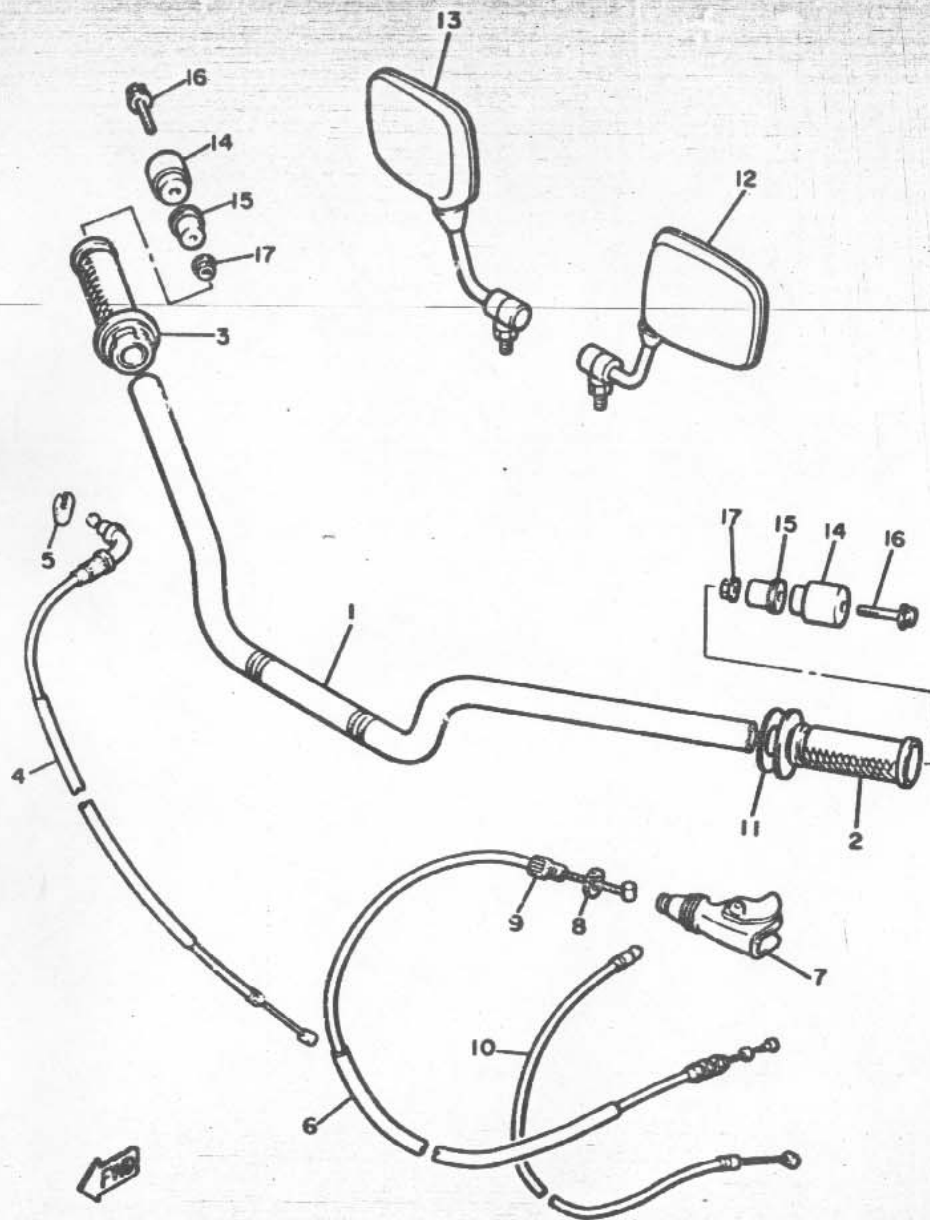
| REF. NO. | PART NO. | DESCRIPTION | Q'TY | REMARKS |
|----------|--------------|-----------------------|------|---------|
| 1 | 31A-25831-51 | DISC, brake | 1 | |
| 2 | 90109-08718 | BOLT | 6 | |
| 3 | 41Y-25810-50 | CALIPER ASSY | 1 | |
| 4 | 31A-W0048-00 | •BRAKE PAD KIT, rear | 1 | |
| 5 | 31A-W0057-00 | •PISTON ASSY, caliPer | 1 | |
| 6 | 31A-W0047-00 | ••CALIPER SEAL KIT | 1 | |
| 7 | 26H-W0048-00 | •BREED SCREW KIT | 1 | |
| 8 | 41Y-25836-00 | •COVER, dust | 1 | |
| 9 | 31A-25819-00 | BRACKET, caliPer | 1 | |
| 10 | 90101-10308 | BOLT | 2 | |
| 11 | 92901-10100 | WASHER, sPring | 2 | |
| 12 | 92901-10200 | WASHER, Plain | 2 | |



44X171-4321

E5

FIG. 33 STEERING HANDLE, CABLE

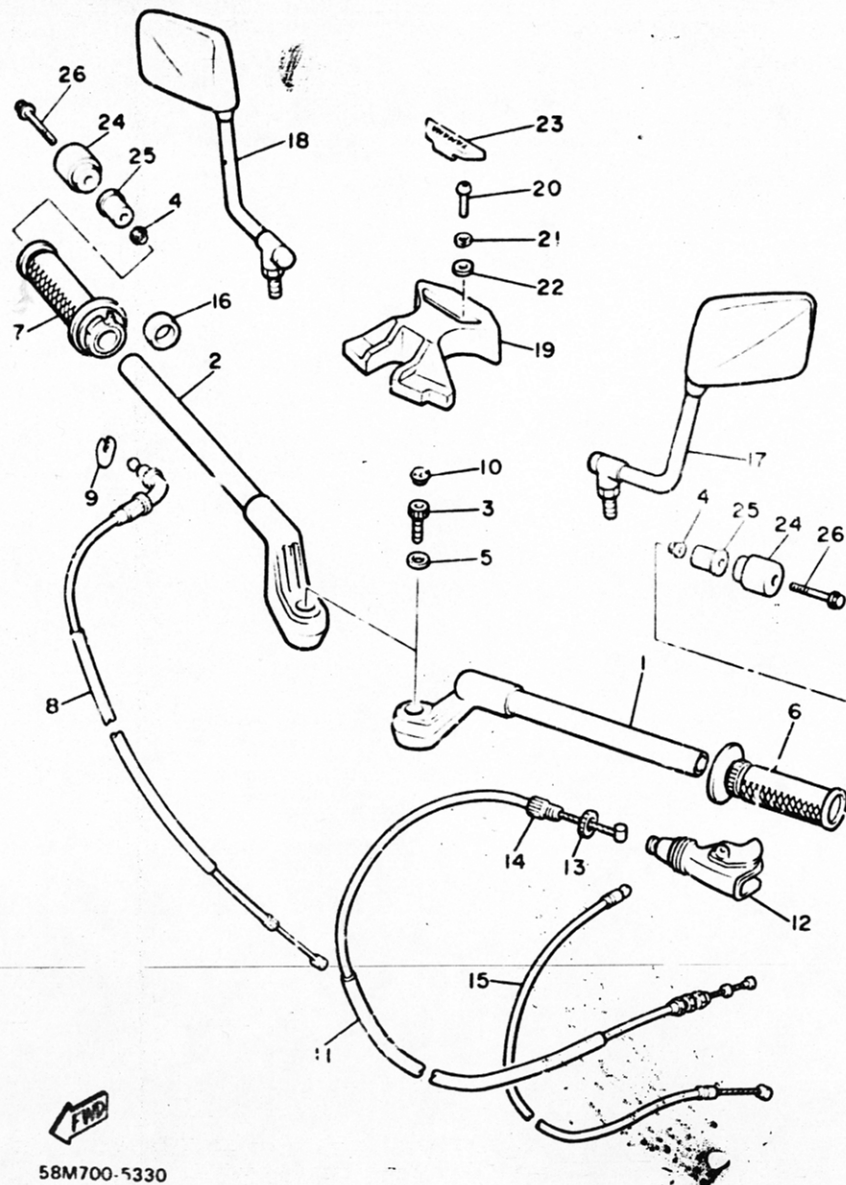


| REF. NO. | PART NO. | DESCRIPTION | Q'TY | REMARKS |
|----------|--------------|--------------------------|------|------------------------------------|
| 1 | 1FW-26111-00 | HANDLEBAR | 1 | |
| 2 | 31A-26241-00 | GRIP (L.H.) | 1 | |
| 3 | 31A-26240-00 | GRIP ASSY | 1 | |
| 4 | 31A-26311-00 | CABLE, throttle 1 | 1 | |
| 5 | 5H0-26393-00 | HOLDER | 1 | |
| 6 | 31A-26335-00 | CABLE, clutch | 1 | |
| 7 | 31A-26372-00 | COVER, handle lever 1 | 1 | |
| 8 | 90179-08148 | NUT | 1 | |
| 9 | 90123-08046 | BOLT | 1 | |
| 10 | 31A-26331-00 | CABLE, starter 1 | 1 | |
| 11 | 31A-26249-00 | RING, leaf | 1 | |
| 12 | 50K-26290-30 | BACK MIRROR ASSY (LEFT) | 1 | UR for austral- ia, new Zealand |
| | 44X-26290-10 | BACK MIRROR ASSY (LEFT) | 1 | UR |
| 13 | 50K-26290-40 | BACK MIRROR ASSY (RIGHT) | 1 | UR for austral- ia, new Zealand |
| | 44X-26290-00 | BACK MIRROR ASSY (RIGHT) | 1 | UR |
| 14 | 42N-26246-00 | END, Grip | 2 | |
| 15 | 1FW-2622F-01 | DAMPER, locating 1 | 2 | |
| 16 | 91311-06075 | BOLT | 2 | |
| 17 | 90179-06403 | NUT | 2 | |

1FW332-5330

E6

FIG. 33 STEERING HANDLE. CABLE

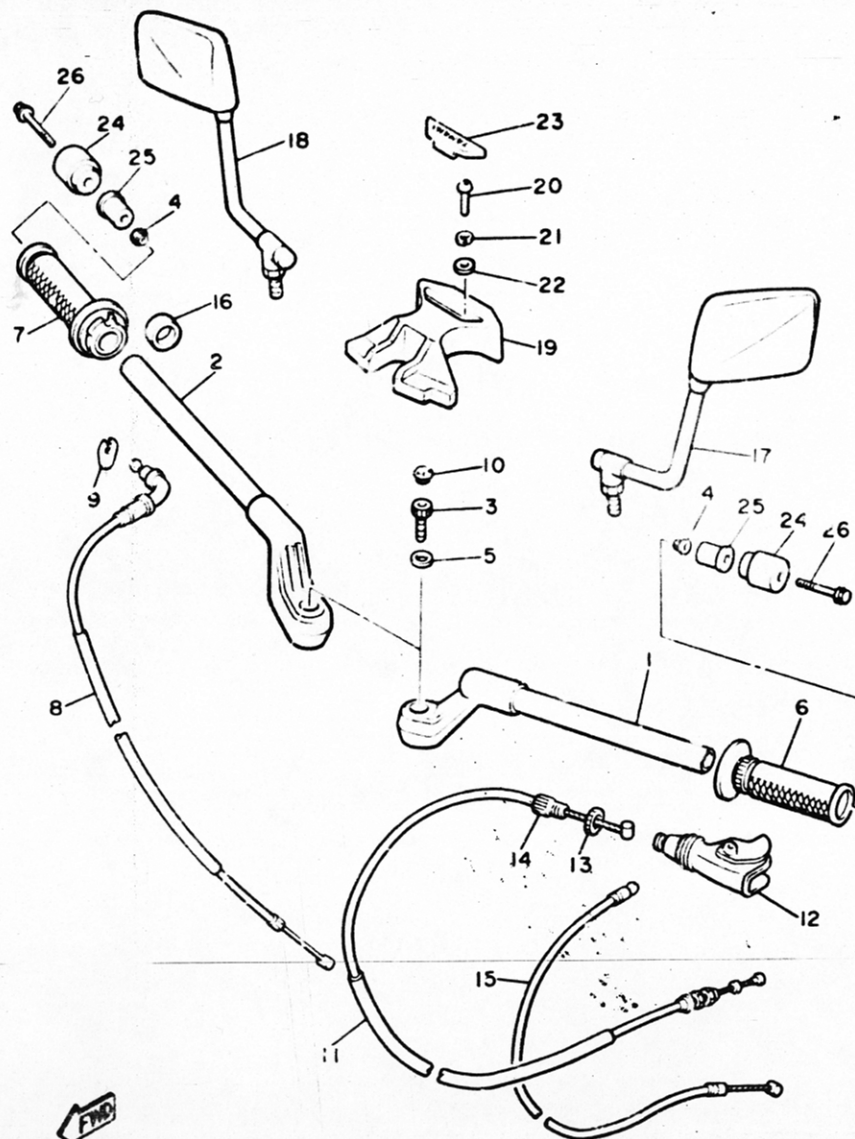


| REF. NO. | PART NO. | DESCRIPTION | Q'TY | REMARKS |
|----------|--------------|--------------------------|------|------------------------------------|
| 1 | 29R-26121-00 | HANDLEBAR (LEFT) | 1 | |
| 2 | 29R-26122-00 | HANDLEBAR (RIGHT) | 1 | |
| 3 | 90101-12480 | BOLT | 2 | |
| 4 | 90179-06403 | NUT | 2 | |
| 5 | 92990-12200 | WASHER, Plain | 2 | |
| 6 | 31A-26241-00 | GRIP (L.H) | 1 | |
| 7 | 31A-26240-00 | GRIP ASSY | 1 | |
| 8 | 31A-26311-00 | CABLE, throttle 1 | 1 | |
| 9 | 5H0-26393-00 | HOLDER | 1 | |
| 10 | 31A-23469-02 | CAP, bolt | 2 | |
| 11 | 31A-26335-00 | CABLE, clutch | 1 | |
| 12 | 31A-26372-00 | COVER, handle lever 1 | 1 | |
| 13 | 90179-08148 | NUT | 1 | |
| 14 | 90123-08046 | BOLT | 1 | |
| 15 | 31A-26331-00 | CABLE, starter 1 | 1 | |
| 16 | 31A-26249-00 | RING, leaf | 1 | |
| 17 | 50K-26290-30 | BACK MIRROR ASSY (LEFT) | 1 | UR for austral- ia, new zealand |
| | 47M-26290-10 | BACK MIRROR ASSY (LEFT) | 1 | UR |
| 18 | 50K-26290-40 | BACK MIRROR ASSY (RIGHT) | 1 | UR for austral- ia, new zealand |
| | 47M-26290-00 | BACK MIRROR ASSY (RIGHT) | 1 | UR |
| 19 | 31A-26213-00 | COVER, upper | 1 | |
| 20 | 92506-06030 | SCREW, Pan head | 2 | |
| 21 | 92906-06100 | WASHER, spring | 2 | |
| 22 | 92906-06600 | WASHER, Plate | 2 | |
| 23 | 31A-26216-00 | CAP, handlebar cover | 1 | |
| 24 | 58L-26246-00 | END, Grip | 2 | |
| 25 | 58L-2622F-00 | DAMPER, locating 1 | 2 | |

58M700-5330

FIG. 33 STEERING HANDLE. CABLE

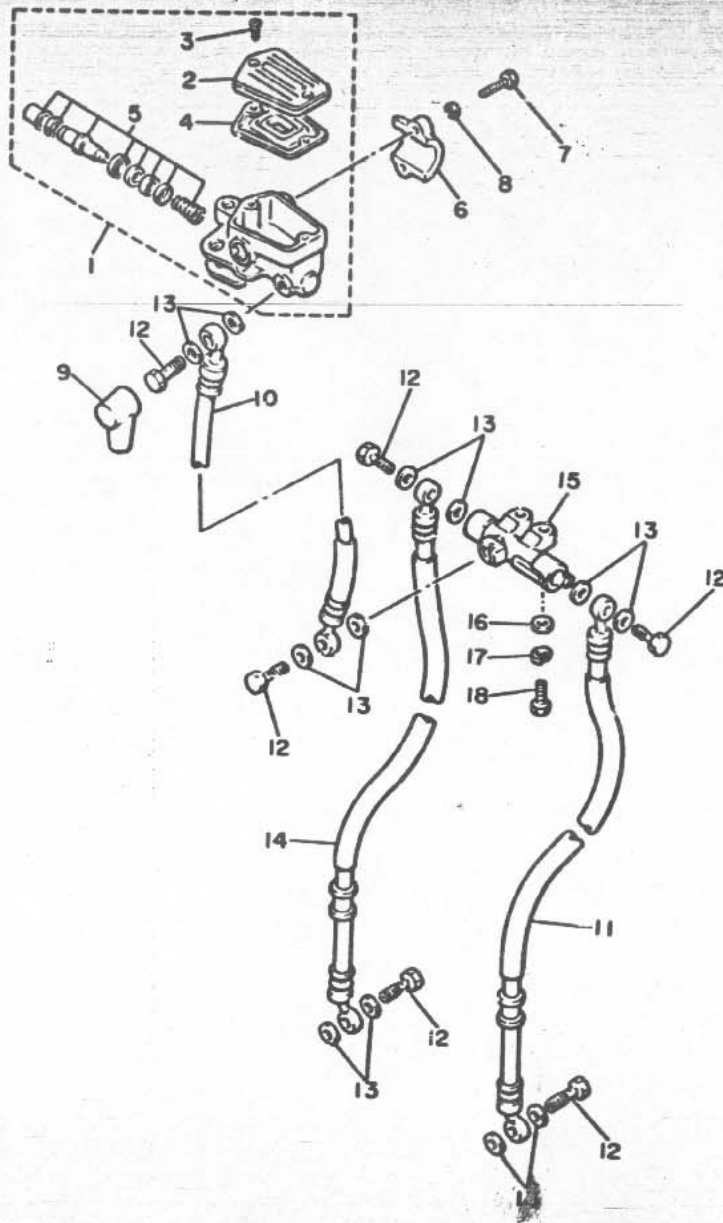
| REF. NO. | PART NO. | DESCRIPTION | Q'TY | REMARKS |
|-------------|-------------|-------------|------|---------|
| 26 | 91311-06060 | BOLT | 2 | |



58M700-5330

E6

FIG. 34 FRONT MASTER CYLINDER

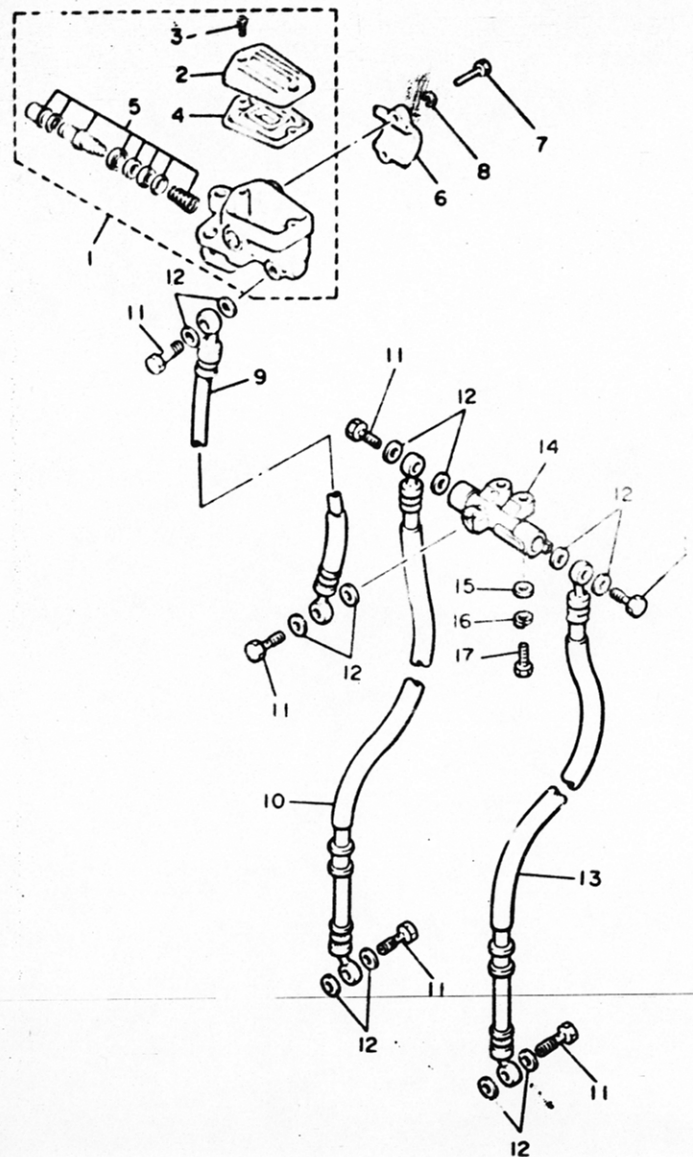


| REF. NO. | PART NO. | DESCRIPTION | Q'TY | REMARKS |
|----------|--------------|--------------------------|------|---------|
| 1 | 36Y-25850-00 | MASTER CYLINDER ASSY | 1 | |
| 2 | 30Y-25852-00 | .CAP, reservoir | 1 | |
| 3 | 98706-04012 | .SCREW, flat head | 2 | |
| 4 | 36Y-25854-00 | .D'APHRAGM, reservoir | 1 | |
| 5 | 36Y-W0041-00 | .CYLINDER KIT, master | 1 | |
| 6 | 4L0-25867-00 | BRACKET, master cylinder | 1 | |
| 7 | 91316-06025 | BOLT | 2 | |
| 8 | 92906-06100 | WASHER, sPring | 2 | |
| 9 | 4L0-25862-00 | BOOT, master cylinder | 1 | |
| 10 | 4K0-25872-00 | HOSE, brake 1 | 1 | |
| 11 | 31A-25873-00 | HOSE, brake 2 | 1 | |
| 12 | 90401-10096 | BOLT, union | 6 | |
| 13 | 90201-10118 | WASHER, Plate | 12 | |
| 14 | 31A-25873-10 | HOSE, brake 2 | 1 | |
| 15 | 1FW-25885-00 | JOINT | 1 | |
| 16 | 92901-06600 | WASHER, Plate | 2 | |
| 17 | 92990-06100 | WASHER, sPring | 2 | |
| 18 | 91311-06025 | BOLT | 2 | |



1FW332-5340

FIG. 34 FRONT MASTER CYLINDER



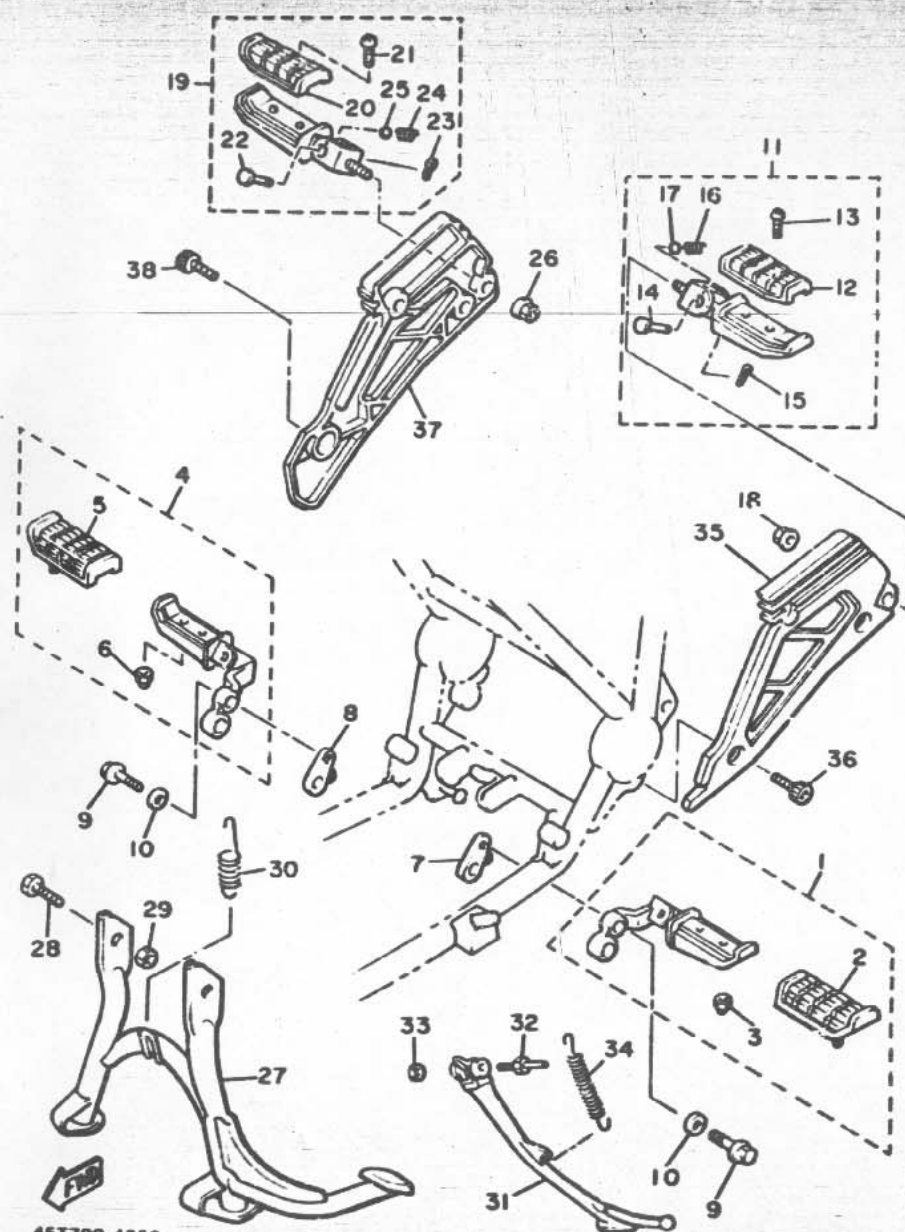
| REF. NO. | PART NO. | DESCRIPTION | Q'TY | REMARKS |
|----------|--------------|--------------------------|------|---------|
| 1 | 36Y-25350-00 | MASTER CYLINDER ASSY | 1 | |
| 2 | 36Y-25852-00 | .CAP, reservoir | 1 | |
| 3 | 98706-04012 | .SCREW, flat head | 2 | |
| 4 | 36Y-25854-00 | .DIAPHRAGM, reservoir | 1 | |
| 5 | 36Y-W0041-C0 | .CYLINDER KIT, master | 1 | |
| 6 | 36Y-25367-00 | BRACKET, master cylinder | 1 | |
| 7 | 91316-06025 | BOLT | 2 | |
| 8 | 92906-06100 | WASHER, sPring | 2 | |
| 9 | 4K0-25972-00 | HOSE, brake 1 | 1 | |
| 10 | 31A-25873-00 | HOSE, brake 2 | 1 | |
| 11 | 90401-10096 | BOLT, union | 6 | |
| 12 | 90201-10118 | WASHER, Plate | 12 | |
| 13 | 31A-25873-10 | HOSE, brake 2 | 1 | |
| 14 | 1FW-25883-00 | JOINT | 1 | |
| 15 | 92906-06500 | WASHER, Plate | 2 | |
| 16 | 92906-06100 | WASHER, sPring | 2 | |
| 17 | 97306-C6025 | BOLT | 2 | |



58L310-5340

E7

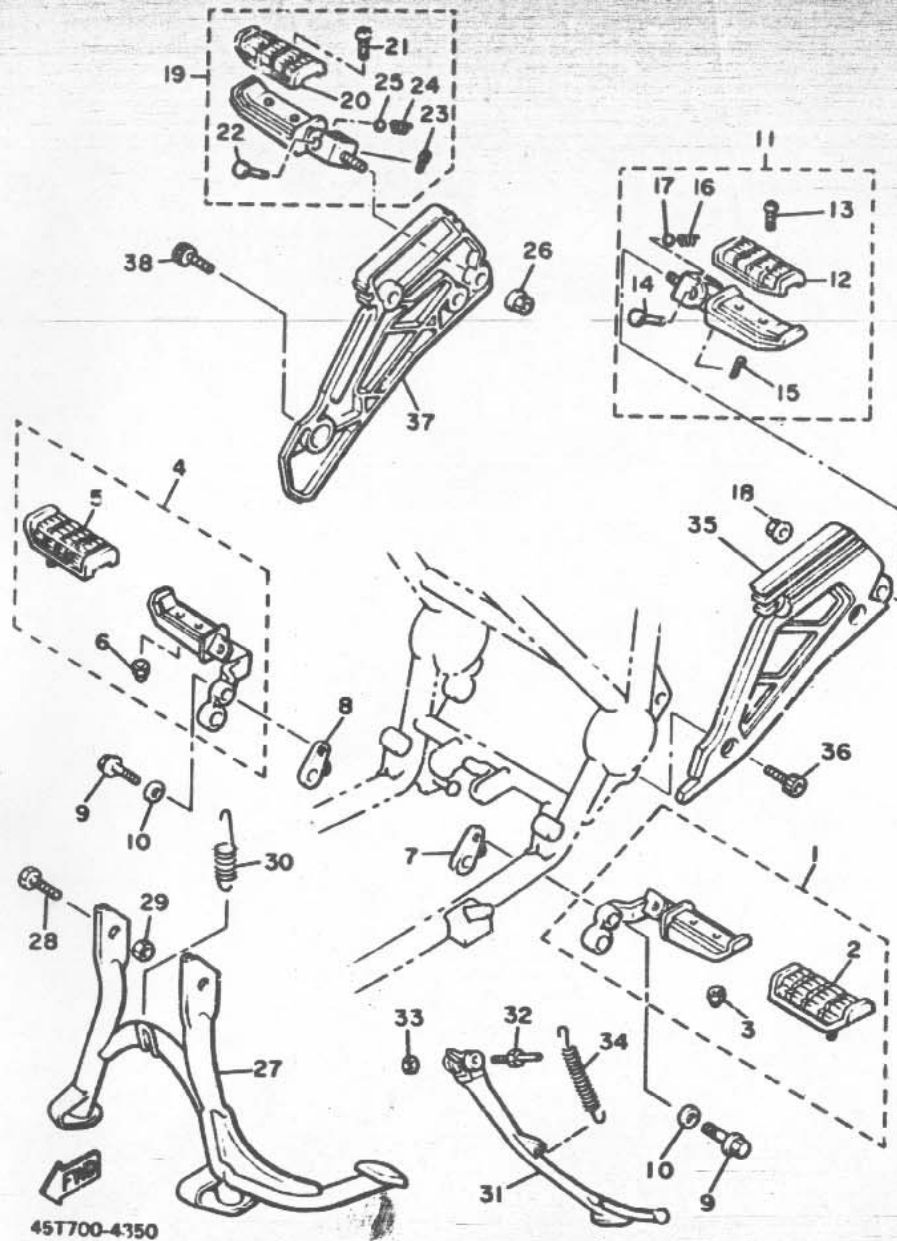
FIG. 35 STAND. FOOTREST



457700-4350

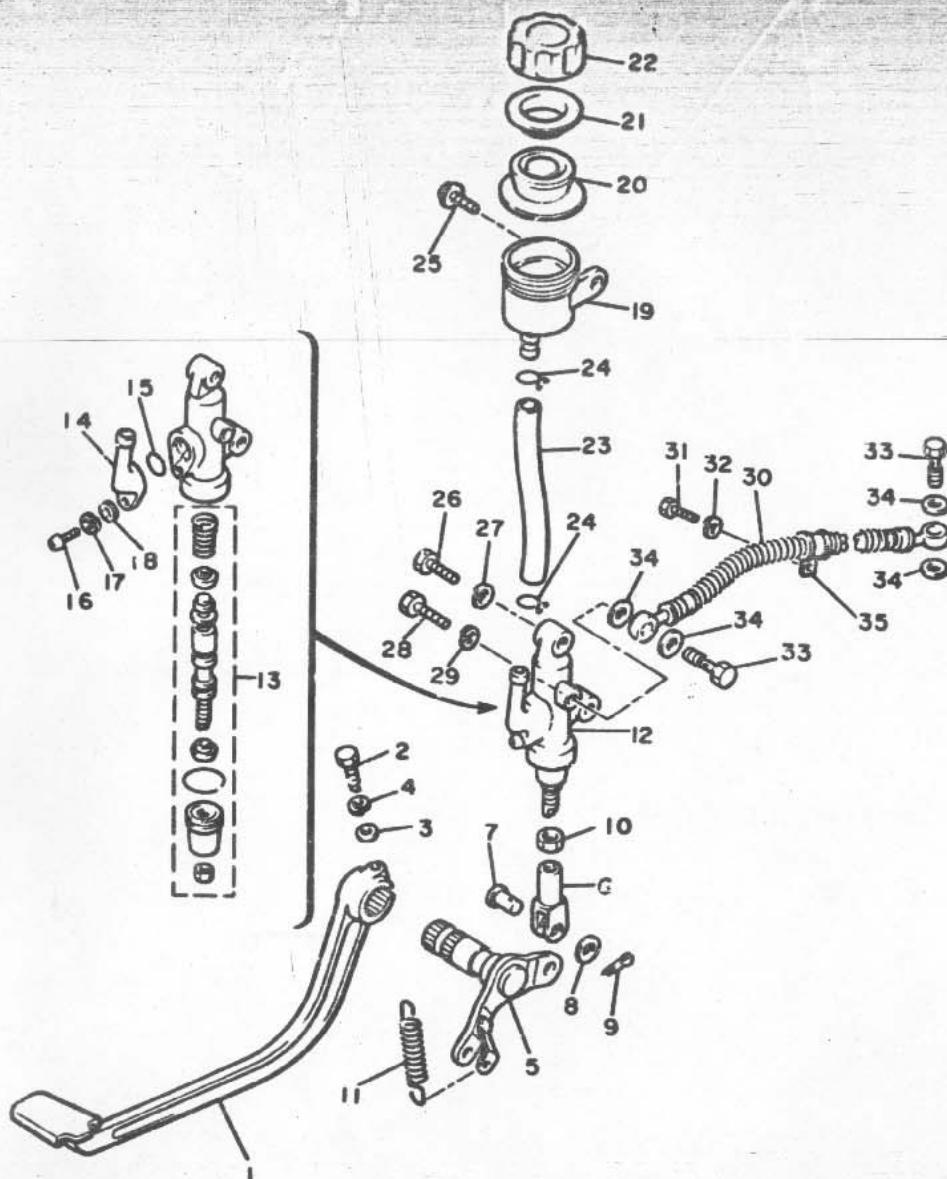
| REF. NO. | PART NO. | DESCRIPTION | Q'TY | REMARKS |
|----------|-----------------|---------------------------|------|---------|
| 1 | 41Y-27410-00 | FRONT FOOTREST ASSY (L.H) | 1 | |
| 2 | 22N-27413-00 | .COVER, footrest | 1 | |
| 3 | 95601-06100 | .NUT, u | 2 | |
| 4 | 41Y-27420-00 | FRONT FOOTREST ASSY (R.H) | 1 | |
| 5 | 22N-27413-00 | .COVER, footrest | 1 | |
| 6 | 95601-06100 | .NUT, u | 2 | |
| 7 | 31A-27412-01 | BRACKET, footrest 1 | 1 | |
| 8 | 31A-27422-01 | BRACKET, footrest 2 | 1 | |
| 9 | 95811-10035 | BOLT, flange | 2 | |
| 10 | 90201-105A2 | WASHER, Plate | 2 | |
| 11 | 29L-27430-00 | REAR FOOTREST ASSY 1 | 1 | |
| 12 | 22N-27433-00 | .COVER, rear footrest | 1 | |
| 13 | 98506-05010 | .SCREW, Pan head | 2 | |
| 14 | 91701-06035 | .PIN, clevis | 1 | |
| 15 | 91401-16012 | .PIN, cotter | 1 | |
| 16 | 90501-16761 | .SPRING, compression | 1 | |
| 17 | 93501-04004 | .BALL | 1 | |
| 18 | 95702-10100 | NUT, flange | 1 | |
| 19 | 29L-27440-00 | REAR FOOTREST ASSY 2 | 1 | |
| 20 | 22N-27433-00 | .COVER, rear footrest | 1 | |
| 21 | 98506-05010 | .SCREW, Pan head | 2 | |
| 22 | 91701-06035 | .PIN, clevis | 1 | |
| 23 | 91401-16012 | .PIN, cotter | 1 | |
| 24 | 90501-16761 | .SPRING, compression | 1 | |
| 25 | 93501-04004 | .BALL | 1 | |
| 26 | 95702-10100 | NUT, flange | 1 | |
| 27 | 31A-27111-00-R4 | STAND, main | 1 | black |
| 28 | 90109-10606 | BOLT | 2 | |

FIG. 35 STAND. FOOTREST



| REF. NO. | PART NO. | DESCRIPTION | Q'TY | REMARKS |
|----------|-----------------|-------------------|------|---------|
| 29 | 90185-10060 | NUT, self-locking | 2 | |
| 30 | 90506-40348 | SPRING, tension | 1 | |
| 31 | 31E-27311-00-R4 | STAND, side | 1 | black |
| 32 | 90109-10590 | BOLT | 1 | |
| 33 | 95301-10700 | NUT | 1 | |
| 34 | 90507-29033 | SPRING, tension | 1 | |
| 35 | 31A-27442-00 | BRACKET 2 | 1 | |
| 36 | 91311-10025 | BOLT | 2 | |
| 37 | 31A-27443-00 | BRACKET 3 | 1 | |
| 38 | 91311-10020 | BOLT | 2 | |

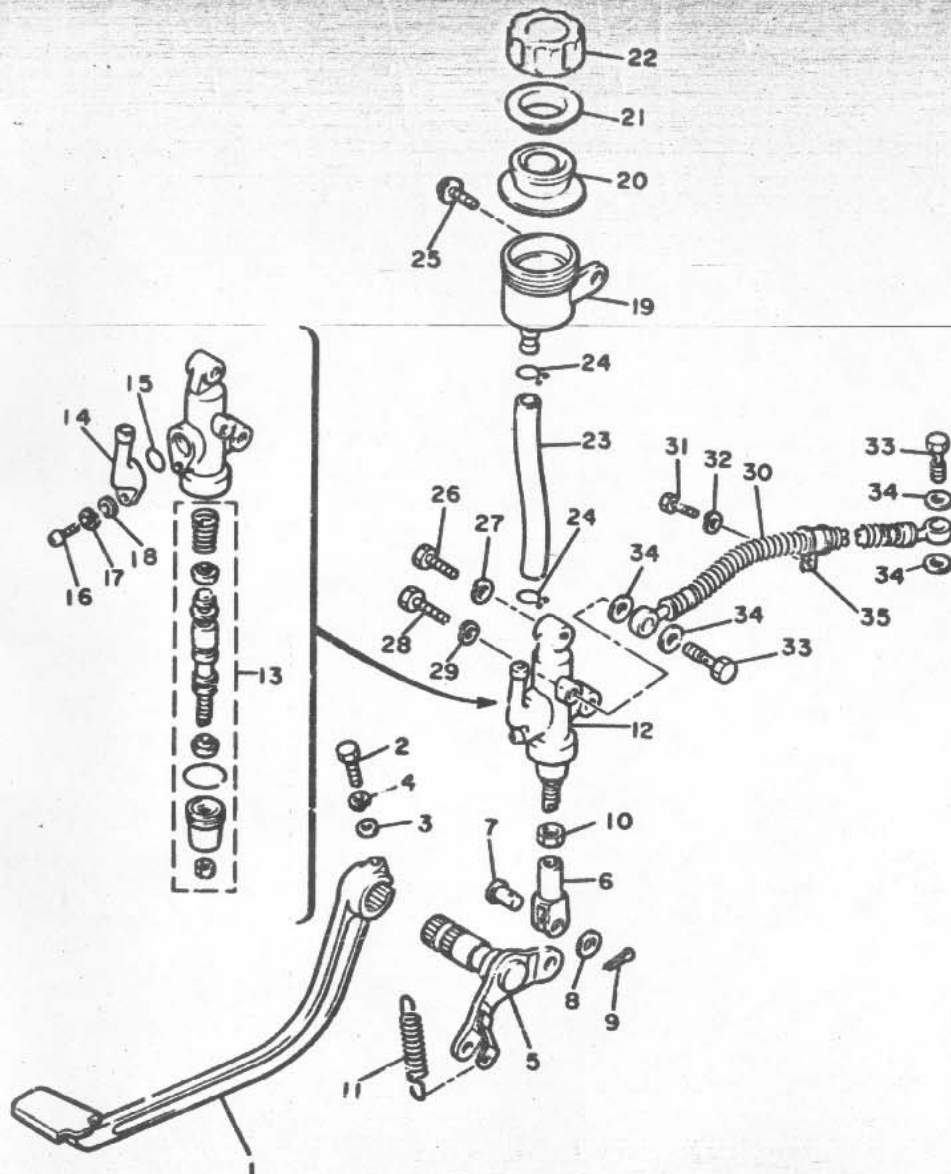
FIG. 36 REAR MASTER CYLINDER



44X171-4360

| REF. NO. | PART NO. | DESCRIPTION | Q'TY | REMARKS |
|----------|--------------|-----------------------|------|---------|
| 1 | 41Y-27211-00 | PEDAL, brake | 1 | |
| 2 | 90101-06562 | BOLT | 1 | |
| 3 | 92901-06600 | WASHER, Plate | 1 | |
| 4 | 92990-06100 | WASHER, sPrinG | 1 | |
| 5 | 31A-27212-00 | SHAFT, brake Pedal | 1 | |
| 6 | 31A-27222-00 | JOINT | 1 | |
| 7 | 90240-08013 | PIN, clevis | 1 | |
| 8 | 90201-08083 | WASHER, Plate | 1 | |
| 9 | 91401-20015 | PIN, cotter | 1 | |
| 10 | 85301-08700 | NUT | 1 | |
| 11 | 90506-20249 | SPRING, tension | 1 | |
| 12 | 31A-25850-50 | MASTER CYLINDER ASSY | 1 | |
| 13 | 31A-W0042-50 | •CYLINDER KIT, master | 1 | |
| 14 | 31A-2582A-50 | •JOINT | 1 | |
| 15 | 93210-16620 | •O-RING | 1 | |
| 16 | 98506-04012 | •SCREW, Pan head | 1 | |
| 17 | 92906-04600 | •WASHER, Plate | 1 | |
| 18 | 92906-04100 | •WASHER, sPrinG | 1 | |
| 19 | 31A-25894-00 | TANK, reservoir | 1 | |
| 20 | 360-25854-00 | DIAPHRAGM, reservoir | 1 | |
| 21 | 360-25855-01 | BUSH, diaPhraGm | 1 | |
| 22 | 1A1-25852-00 | CAP, reservoir | 1 | |
| 23 | 31A-25895-00 | HOSE, reservoir | 1 | |
| 24 | 90460-16068 | CLAMP, hose | 2 | |
| 25 | 90159-06058 | SCREW, with washer | 1 | |
| 26 | 97326-08025 | BOLT | 1 | |
| 27 | 92906-08100 | WASHER, sPrinG | 1 | |
| 28 | 97326-08035 | BOLT | 1 | |

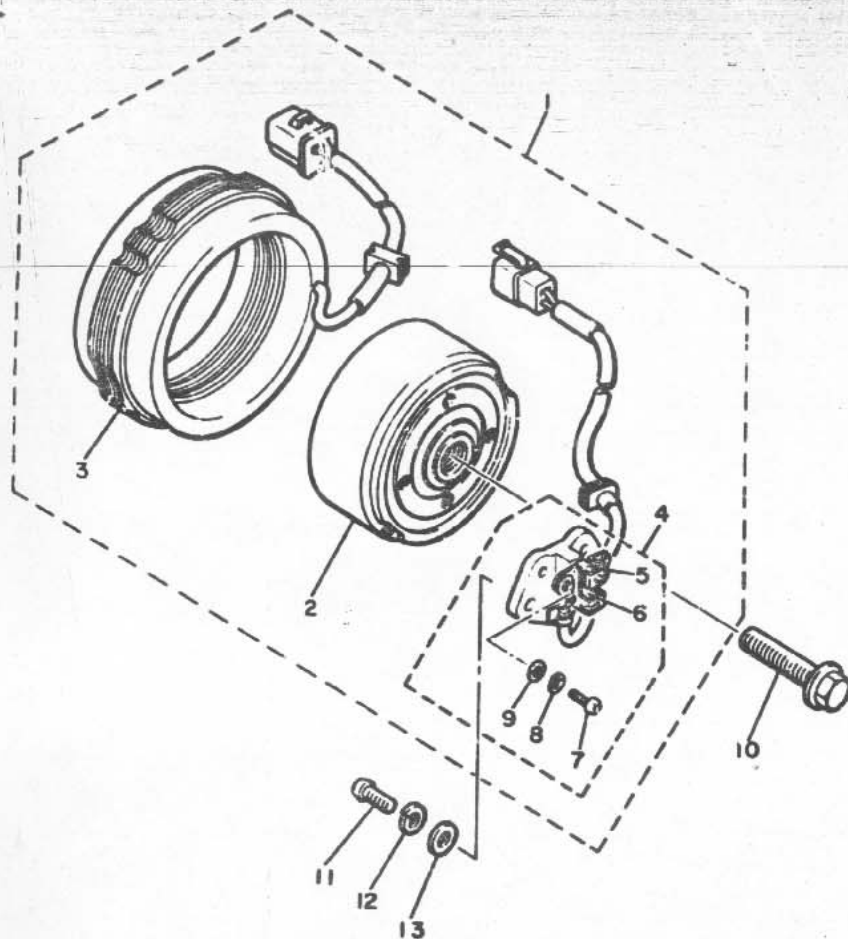
FIG. 36 REAR MASTER CYLINDER



| REF. NO. | PART NO. | DESCRIPTION | Q'TY | REMARKS |
|----------|--------------|----------------|------|---------|
| 29 | 92906-08100 | WASHER, spring | 1 | |
| 30 | 31A-25872-50 | HOSE, brake 1 | 1 | |
| 31 | 97326-08012 | BOLT | 1 | |
| 32 | 92906-08100 | WASHER, spring | 1 | |
| 33 | 90401-10096 | BOLT, union | 2 | |
| 34 | 90201-10118 | WASHER, plate | 4 | |
| 35 | 90461-08031 | CLAMP | 1 | |

44X171-4360

FIG. 37 GENERATOR

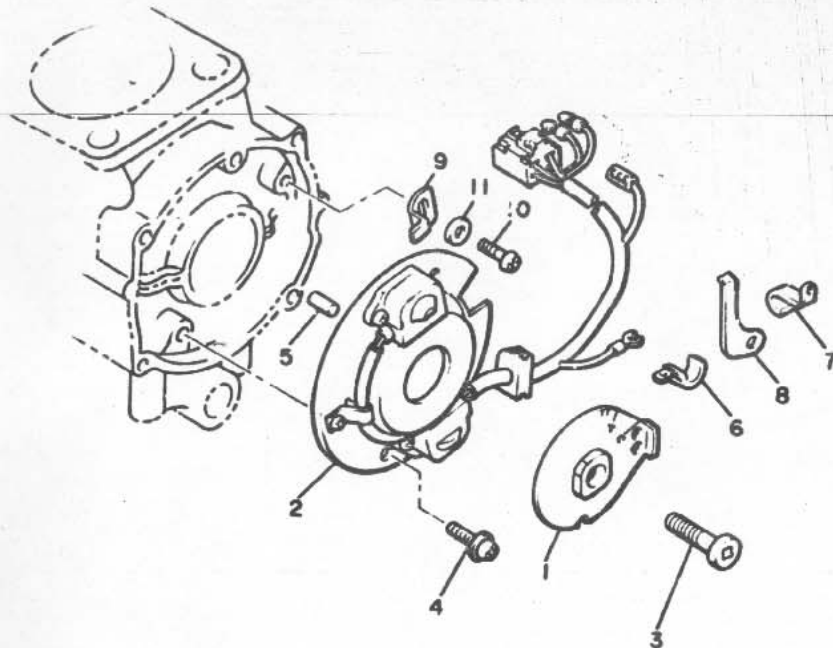


| REF. NO. | PART NO. | DESCRIPTION | Q'TY | REMARKS |
|----------|--------------|---------------------|------|---------|
| 1 | 4H7-81600-10 | A.C. GENERATOR ASSY | 1 | |
| 2 | 4H7-81650-10 | •ROTOR ASSY | 1 | |
| 3 | 4H7-81610-10 | •STATOR ASSY | 1 | |
| 4 | 4H7-81619-10 | •BRUSH HOLDER ASSY | 1 | |
| 5 | 46X-81611-10 | ••BRUSH 1 | 1 | |
| 6 | 4G0-81612-10 | ••BRUSH 2 | 1 | |
| 7 | 98511-04012 | ••SCREW, Pan head | 2 | |
| 8 | 92902-04100 | ••WASHER, sPring | 2 | |
| 9 | 92901-04600 | ••WASHER, Plate | 2 | |
| 10 | 90105-10152 | BOLT, washer based | 1 | |
| 11 | 92502-06016 | SCREW, Pan head | 2 | |
| 12 | 92902-06100 | WASHER, sPring | 2 | |
| 13 | 92990-06600 | WASHER, Plate | 2 | |



4H7110-1130

FIG. 38 PICK UP COIL GOVERNOR

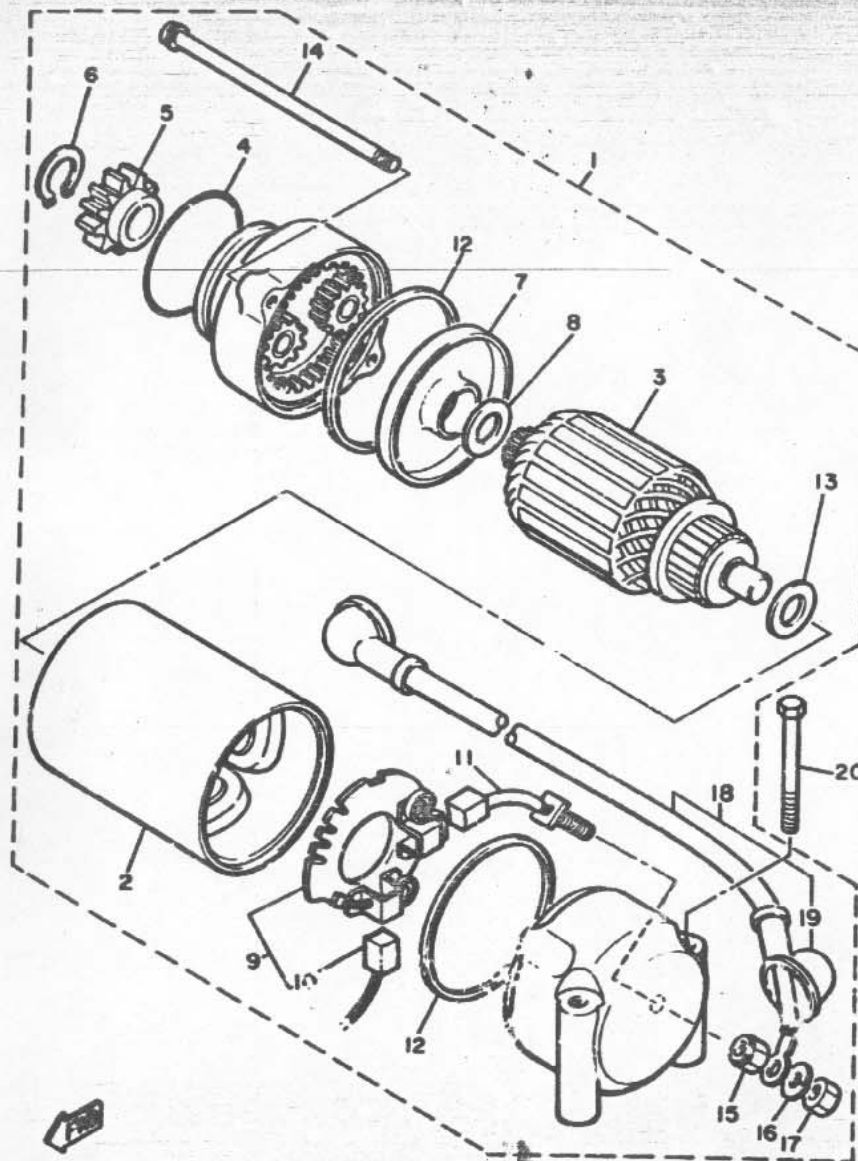


| REF. NO. | PART NO. | DESCRIPTION | Q'TY | REMARKS |
|----------|--------------|--------------------|------|---------|
| 1 | 31A-81673-10 | ROTOR | 1 | |
| 2 | 31A-81671-10 | BASE, Pickup | 1 | |
| 3 | 91316-08030 | BOLT | 1 | |
| 4 | 90159-06107 | SCREW, with washer | 2 | |
| 5 | 93604-08071 | PIN, dowel | 1 | |
| 6 | 90465-08122 | CLAMP | 1 | |
| 7 | 90465-08155 | CLAMP | 1 | |
| 8 | 90465-12160 | CLAMP | 1 | |
| 9 | 4H7-81632-00 | PLATE, timing | 1 | |
| 10 | 92501-06012 | SCREW, Pan head | 1 | |
| 11 | 92901-06200 | WASHER, Plain | 1 | |



31E171-3151

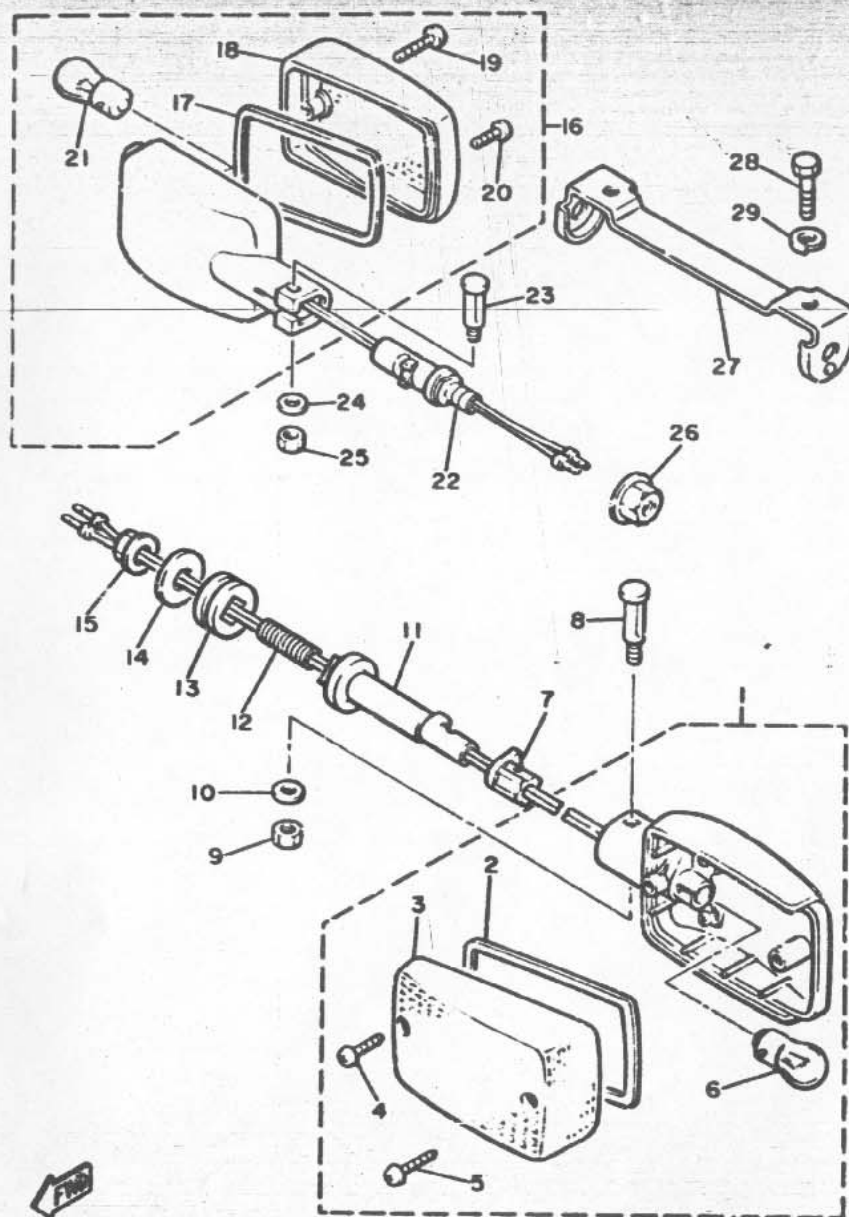
FIG. 39 STARTING MOTOR



4H7110-1152

| REF. NO. | PART NO. | DESCRIPTION | Q'TY | REMARKS |
|----------|--------------|-----------------------------|------|---------|
| 1 | 4H7-81800-50 | STARTING MOTOR ASSY | 1 | |
| 2 | 4H7-81810-01 | •STATOR ASSY | 1 | |
| 3 | 4H7-81850-00 | •ARMATURE ASSY | 1 | |
| 4 | 4H7-81847-01 | •O-RING | 1 | |
| 5 | 4H7-15511-00 | •GEAR, starting motor (13T) | 1 | |
| 6 | 4H7-81819-00 | •CIRCLIP | 1 | |
| 7 | 4H7-81845-00 | •PLATE | 1 | |
| 8 | 4H7-81843-00 | •WASHER 1 | 1 | |
| 9 | 4H7-81840-01 | •BRUSH HOLDER ASSY | 1 | |
| 10 | 4H7-81811-00 | •BRUSH 1 | 1 | |
| 11 | 4H7-81812-01 | •BRUSH 2 | 1 | |
| 12 | 4H7-81844-00 | •GASKET | 2 | |
| 13 | 4H7-81824-00 | •WASHER 2 | 1 | |
| 14 | 4H7-81826-01 | •BOLT | 2 | |
| 15 | 4H7-81872-00 | •NUT, special | 1 | |
| 16 | 92990-06100 | •WASHER, spring | 1 | |
| 17 | 95302-06600 | •NUT | 1 | |
| 18 | 4H7-81815-00 | •WIRE, starter | 1 | |
| 19 | 4H7-81871-00 | •CAP | 1 | |
| 20 | 95801-06060 | BOLT, flange | 1 | |

FIG. 40 FLASHER LIGHT

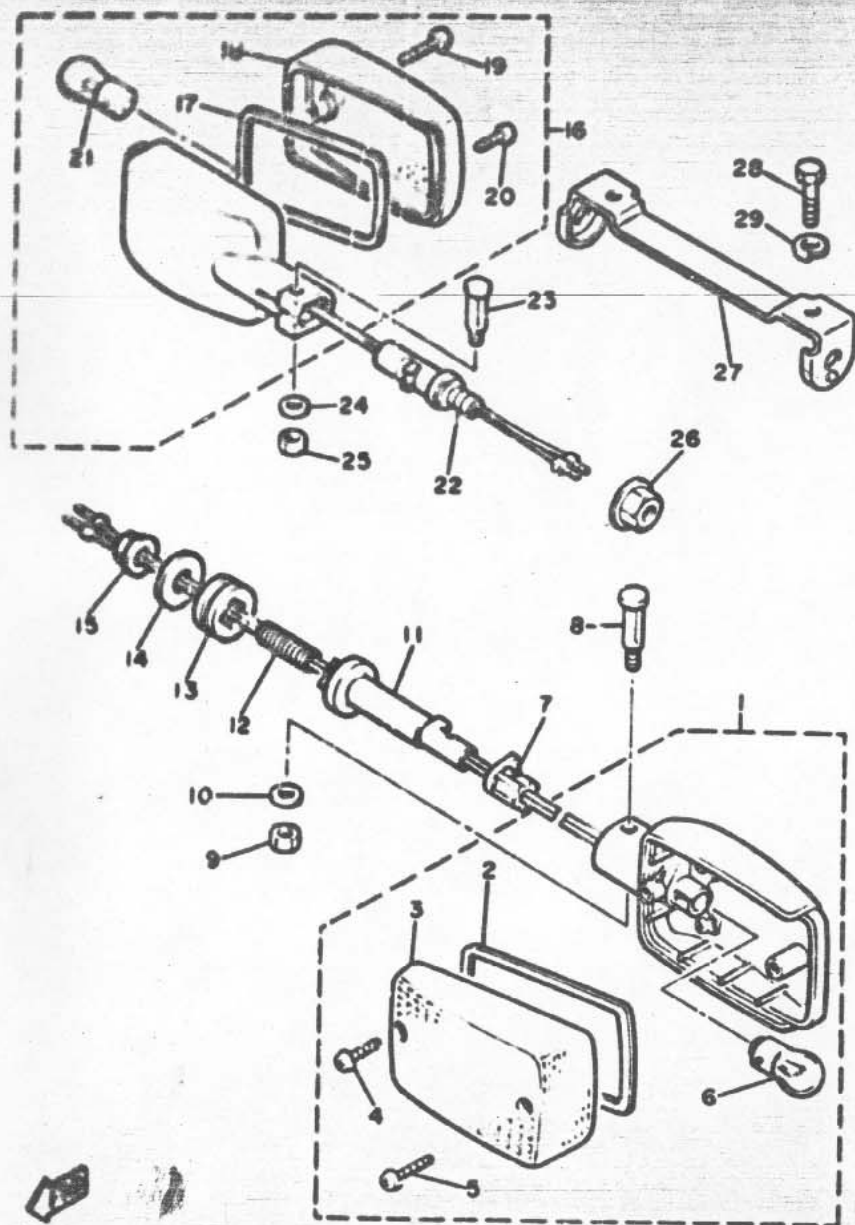


| REF. NO. | PART NO. | DESCRIPTION | Q'TY | REMARKS |
|----------|--------------|----------------------------|------|---------|
| 1 | 31E-83301-70 | FRONT FLASHER LIGHT ASSY 1 | 2 | |
| 2 | 562-83313-00 | .GASKET, flasher lens | 1 | |
| 3 | 562-83312-00 | .LENS, flasher | 1 | |
| 4 | 98511-04018 | .SCREW, Pan head | 1 | |
| 5 | 97702-40535 | .SCREW, tapping | 1 | |
| 6 | 256-83311-70 | .BULB (12V-27W) | 1 | |
| 7 | 4L0-83321-00 | DAMPER, flasher 1 | 2 | |
| 8 | 4G0-83317-00 | BOLT, flasher 1 | 2 | |
| 9 | 95303-05600 | NUT | 2 | |
| 10 | 92990-05600 | WASHER, Plate | 2 | |
| 11 | 10L-83318-00 | STAY, flasher 1 | 2 | |
| 12 | 4X7-83325-00 | BOLT, flasher stay fitting | 2 | |
| 13 | 341-83321-01 | DAMPER, flasher 1 | 2 | |
| 14 | 90201-127A1 | WASHER, Plate | 2 | |
| 15 | 95706-12500 | NUT, flange | 2 | |
| 16 | 31E-03303-70 | REAR FLASHER LIGHT ASSY 1 | 2 | |
| 17 | 562-83313-00 | .GASKET, flasher lens | 1 | |
| 18 | 562-83312-00 | .LENS, flasher | 1 | |
| 19 | 98511-04018 | .SCREW, Pan head | 1 | |
| 20 | 97702-40535 | .SCREW, tapping | 1 | |
| 21 | 256-83311-70 | .BULB (12V-27W) | 1 | |
| 22 | 4G0-83318-00 | STAY, flasher 1 | 2 | |
| 23 | 4G0-83317-00 | BOLT, flasher 1 | 2 | |
| 24 | 92990-05600 | WASHER, Plate | 2 | |
| 25 | 95303-05600 | NUT | 2 | |
| 26 | 95702-12100 | NUT, flange | 2 | |
| 27 | 4V8-83318-00 | STAY, flasher 1 | 1 | |
| 28 | 97306-06010 | BOLT | 2 | |



1FX700-5400

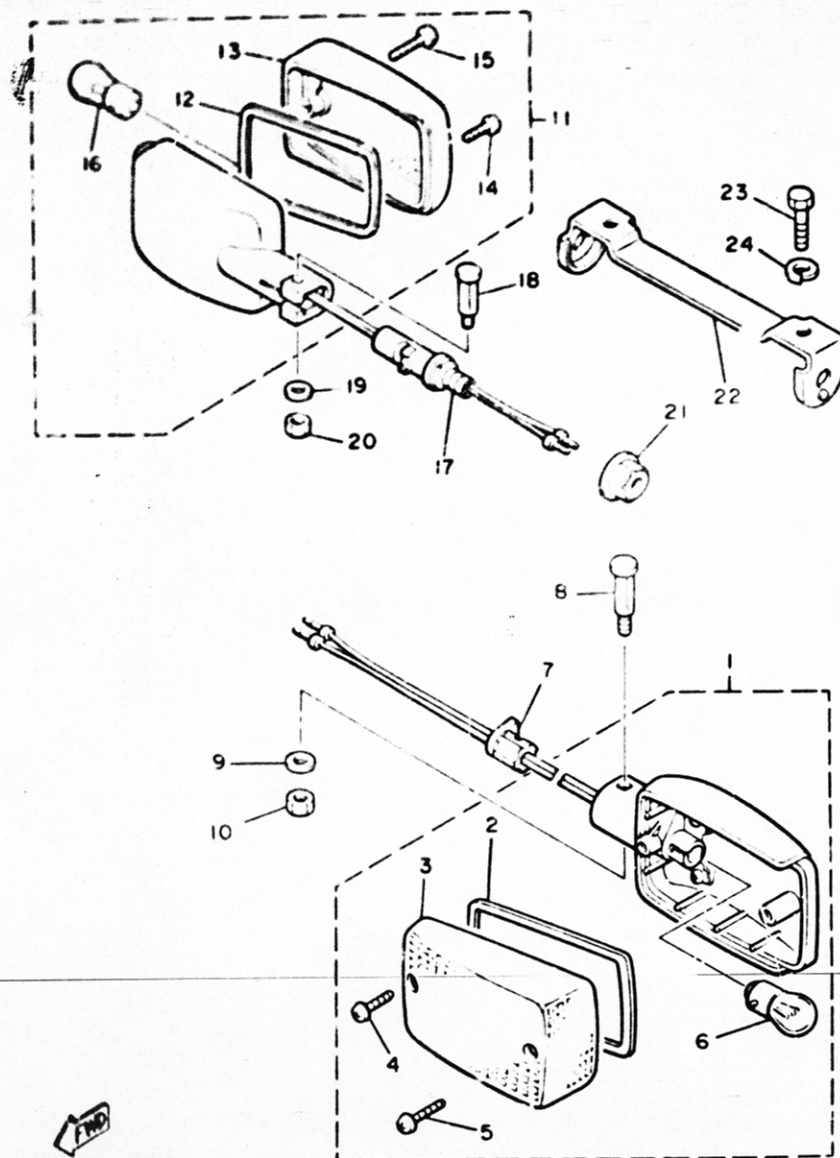
FIG. 40 FLASHER LIGHT



| REF. NO. | PART NO. | DESCRIPTION | Q'TY | REMARKS |
|----------|-------------|----------------|------|---------|
| 23 | 92906-06100 | WASHER, sPrin8 | 2 | |

1FX700-6400

FIG. 41 FLASHER LIGHT

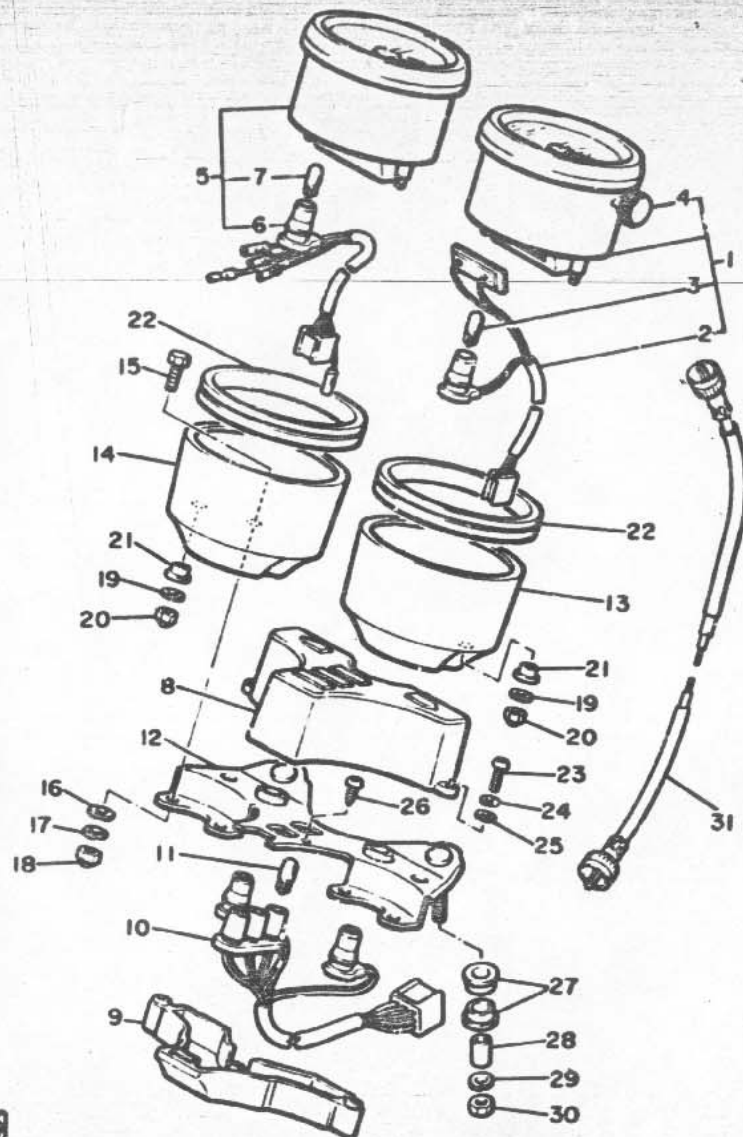


| REF. NO. | PART NO. | DESCRIPTION | Q'TY | REMARKS |
|----------|--------------|----------------------------|------|---------|
| 1 | 31E-83301-70 | FRONT FLASHER LIGHT ASSY 1 | 2 | |
| 2 | 5G2-83313-00 | •GASKET, flasher lens | 1 | |
| 3 | 5G2-83312-00 | •LENS, flasher | 1 | |
| 4 | 98511-04016 | •SCREW, Pan head | 1 | |
| 5 | 97702-40535 | •SCREW, tapping | 1 | |
| 6 | 256-83311-70 | •BULB (12V-27W) | 1 | |
| 7 | 4L0-83321-00 | DAMPER, flasher 1 | 2 | |
| 8 | 4G0-83317-00 | BOLT, flasher 1 | 2 | |
| 9 | 92990-05800 | WASHER, Plate | 2 | |
| 10 | 95303-05600 | NUT | 2 | |
| 11 | 31E-83301-70 | FRONT FLASHER LIGHT ASSY 1 | 2 | |
| 12 | 5G2-83313-00 | •GASKET, flasher lens | 1 | |
| 13 | 5G2-83312-00 | •LENS, flasher | 1 | |
| 14 | 98511-04016 | •SCREW, Pan head | 1 | |
| 15 | 97702-40535 | •SCREW, tapping | 1 | |
| 16 | 256-83311-70 | •BULB (12V-27W) | 1 | |
| 17 | 4G0-83318-00 | STAY, flasher 1 | 2 | |
| 18 | 4G0-83317-00 | BOLT, flasher 1 | 2 | |
| 19 | 92990-05600 | WASHER, Plate | 2 | |
| 20 | 95303-05600 | NUT | 2 | |
| 21 | 95702-12100 | NUT, flange | 2 | |
| 22 | 4V8-83318-00 | STAY, flasher 1 | 1 | |
| 23 | 97306-06010 | BOLT | 2 | |
| 24 | 92906-06100 | WASHER, spring | 2 | |



45T700-4410

| REF. NO. | PART NO. | DESCRIPTION | Q'TY | REMARKS |
|----------|--------------|------------------------|------|---------|
| 1 | 1FW-83570-F0 | SPEEDOMETER ASSY | 1 | |
| 2 | 3G1-83536-01 | .SOCKET, meter | 1 | |
| 3 | 4G1-84744-00 | .BULB (12V-3.4W) | 1 | |
| 4 | 4K0-83578-00 | .KNOB, triP meter | 1 | |
| 5 | 1FW-83540-00 | TACHOMETER ASSY | 1 | |
| 6 | 1FW-83520-00 | .SOCKET CORD ASSY | 1 | |
| 7 | 4G1-84744-00 | .BULB (12V-3.4W) | 1 | |
| 8 | 4K0-83568-00 | PILOT BOX, uPPer | 1 | |
| 9 | 4K0-83568-00 | PILOT BOX, lower | 1 | |
| 10 | 5A8-83508-00 | SOCKET CORD ASSY | 1 | |
| 11 | 4G1-84744-00 | BULB (12V-3.4W) | 5 | |
| 12 | 4K0-83519-00 | BRACKET, meter | 1 | |
| 13 | 584-83507-00 | COVER, sPeedometer | 1 | |
| 14 | 5A8-83508-00 | COVER, tachometer | 1 | |
| 15 | 584-83546-00 | BOLT | 4 | |
| 16 | 92901-06200 | WASHER, Plain | 4 | |
| 17 | 92990-06100 | WASHER, sPring | 4 | |
| 18 | 95301-06800 | NUT, crown | 4 | |
| 19 | 90201-05031 | WASHER, Pl'te | 4 | |
| 20 | 95301-05800 | NUT, crown | 4 | |
| 21 | 584-83523-00 | DAMPER | 4 | |
| 22 | 3H3-83513-00 | DAMPER | 2 | |
| 23 | 98506-04012 | SCREW, Pan head | 2 | |
| 24 | 92906-04100 | WASHER, sPring | 2 | |
| 25 | 92906-04600 | WASHER, Plate | 2 | |
| 26 | 97701-40512 | SCREW, Panhead tsPPing | 2 | |
| 27 | 2J2-83541-00 | DAMPER | 4 | |
| 28 | 90387-06249 | COLLAR | 2 | |

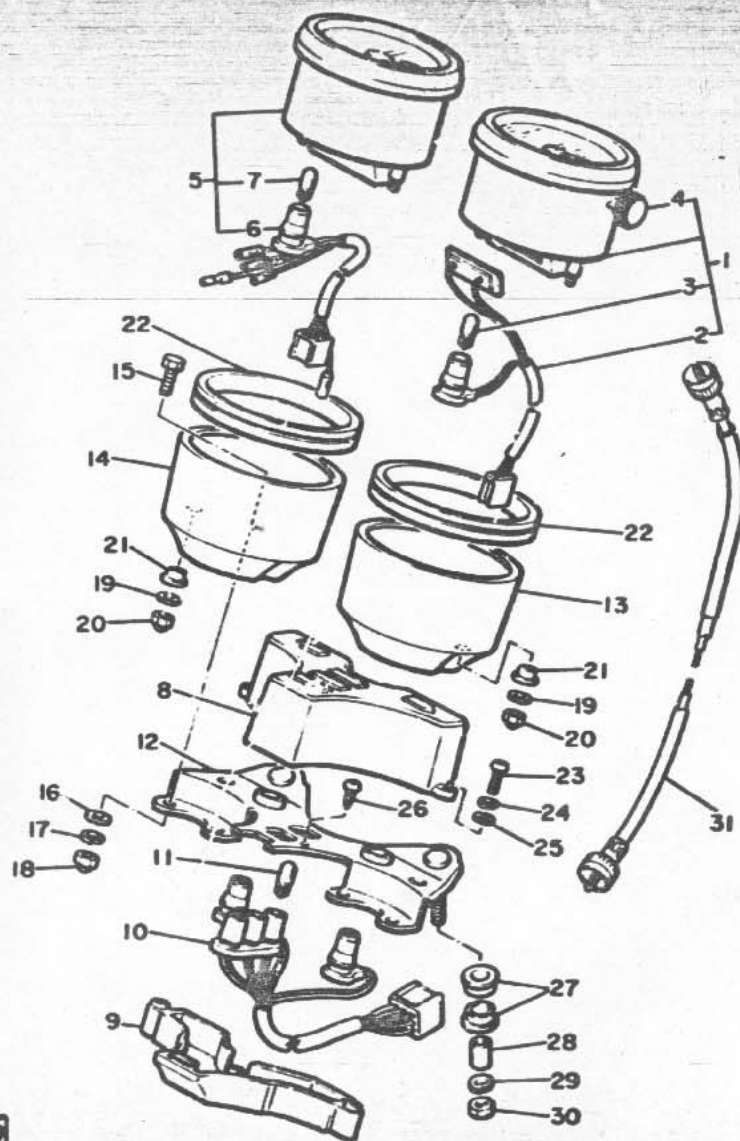


1FW332-5410

F2

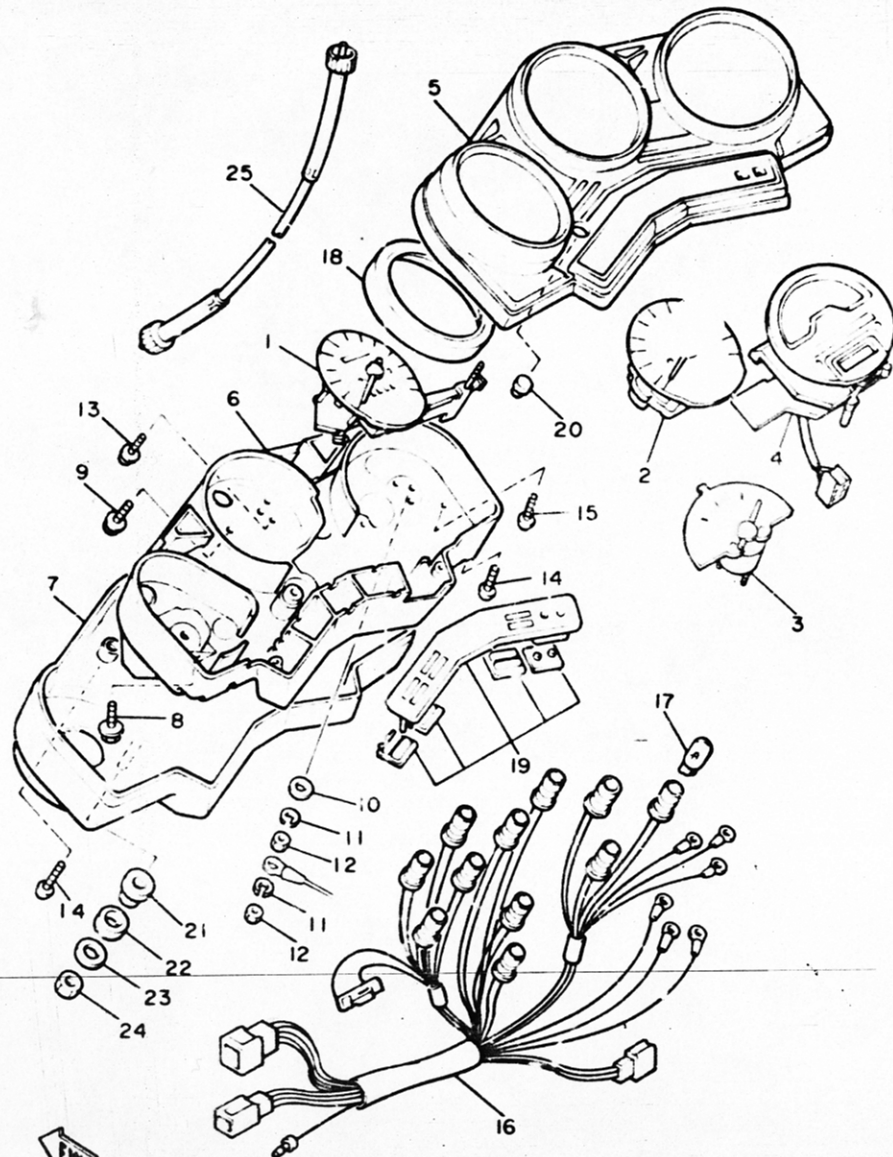
FIG. 41 METER

| REF. NO. | PART NO. | DESCRIPTION | Q'TY | REMARKS |
|----------|--------------|------------------------|------|---------|
| 29 | 92990-06100 | WASHER, sPrinG | 2 | |
| 30 | 95301-06600 | NUT | 2 | |
| 31 | 3R8-83550-00 | SPEEDOMETER CABLE ASSY | 1 | |



1FW332-5410

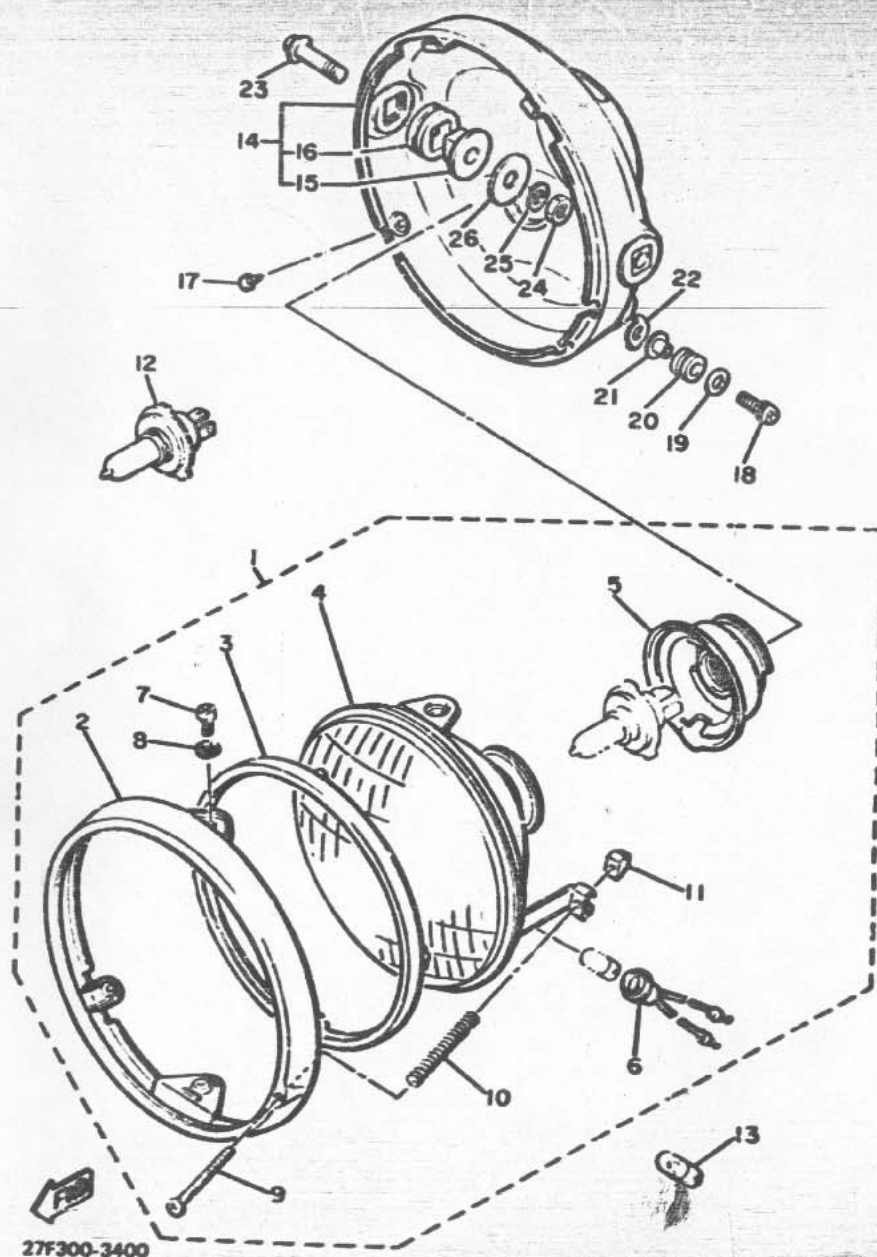
FIG. 42 METER



31E171-3420

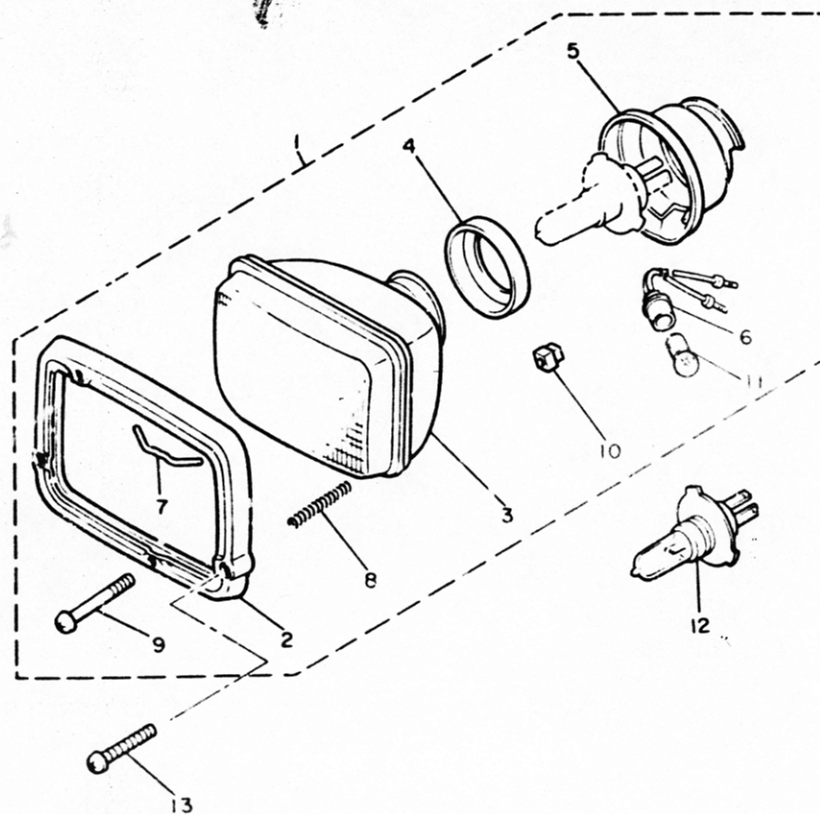
| REF. NO. | PART NO. | DESCRIPTION | Q'TY | REMARKS |
|----------|--------------|------------------------|------|---------|
| 1 | 41Y-83570-F0 | SPEEDOMETER ASSY | 1 | |
| 2 | 29R-83540-00 | TACHOMETER ASSY | 1 | |
| 3 | 29R-85750-00 | FUEL METER ASSY | 1 | |
| 4 | 31A-83740-00 | DIGITAL CLOCK ASSY | 1 | |
| 5 | 31A-8353G-00 | CASE, upper | 1 | |
| 6 | 31A-8353H-00 | CASE, inner | 1 | |
| 7 | 31A-83559-00 | COVER, meter | 1 | |
| 8 | 90167-04021 | SCREW, tapping | 2 | |
| 9 | 90159-04043 | SCREW, with washer | 2 | |
| 10 | 92902-03600 | WASHER, Plate | 3 | |
| 11 | 92990-03100 | WASHER, spring | 4 | |
| 12 | 95301-03600 | NUT | 4 | |
| 13 | 90159-03044 | SCREW, with washer | 3 | |
| 14 | 90164-04006 | SCREW, tapping | 7 | |
| 15 | 90164-03010 | SCREW, tapping | 3 | |
| 16 | 31A-83509-00 | SOCKET CORD ASSY | 1 | |
| 17 | 4G1-84744-00 | BULB (12V-3.4W) | 11 | |
| 18 | 31A-8353L-00 | REFLECTOR | 3 | |
| 19 | 31A-8357X-00 | PANEL ASSY | 1 | |
| 20 | 29L-83578-00 | KNOB, trip meter | 1 | |
| 21 | 31A-83592-00 | DAMPER | 2 | |
| 22 | 31A-83593-00 | DAMPER | 2 | |
| 23 | 90201-060A3 | WASHER, Plate | 2 | |
| 24 | 95301-06600 | NUT | 2 | |
| 25 | 34L-83550-01 | SPEEDOMETER CABLE ASSY | 1 | |

F1-42 HEADLIGHT



| REF. NO. | PART NO. | DESCRIPTION | Q'TY | REMARKS |
|----------|-----------------|---------------------------|------|--------------|
| 1 | 11N-84303-E0 | HEADLIGHT UNIT ASSY | 1 | |
| 2 | 5A8-84315-00 | •RIM, headlight | 1 | |
| 3 | 4E2-84395-00 | •RING, retaining | 1 | |
| 4 | 4E2-84321-E1 | •LENS, headlight | 1 | |
| 5 | 4E2-84397-00 | •COVER, socket | 1 | |
| 6 | 457-84146-85 | •SOCKET, Pilot light | 1 | |
| 7 | 98501-05010 | •SCREW, Pan head | 2 | |
| 8 | 92901-05100 | •WASHER, spring | 2 | |
| 9 | 447-84331-A1 | •SCREW, rim adjusting | 1 | |
| 10 | 447-84332-60 | •SPRING, screw | 1 | |
| 11 | 198-84334-60 | •NUT, adjusting | 1 | |
| 12 | • | BULB (12V-60/55W HALOGEN) | 1 | LM |
| 13 | • | BULB (12V-3.4W) | 1 | LM |
| 14 | 5G9-84330-00-33 | BODY ASSY | 1 | yamaha black |
| 15 | 584-84338-60 | •COLLAR, body fitting | 2 | |
| 16 | 584-84345-60 | •DAMPER, headlight | 3 | |
| 17 | 90152-05005 | SCREW, countersunk | 2 | |
| 18 | 92501-06025 | SCREW, Pan head | 1 | |
| 19 | 90201-06059 | WASHER, Plate | 1 | |
| 20 | 90480-14023 | GROMMET | 1 | |
| 21 | 90387-06388 | COLLAR | 1 | |
| 22 | 4K0-84327-00 | WASHER, special | 1 | |
| 23 | 90105-08172 | BOLT, washer based | 2 | |
| 24 | 95301-J8600 | NUT | 2 | |
| 25 | 92901-08100 | WASHER, spring | 2 | |
| 26 | 90203-08098 | WASHER | 2 | |

FIG. 43 HEADLIGHT

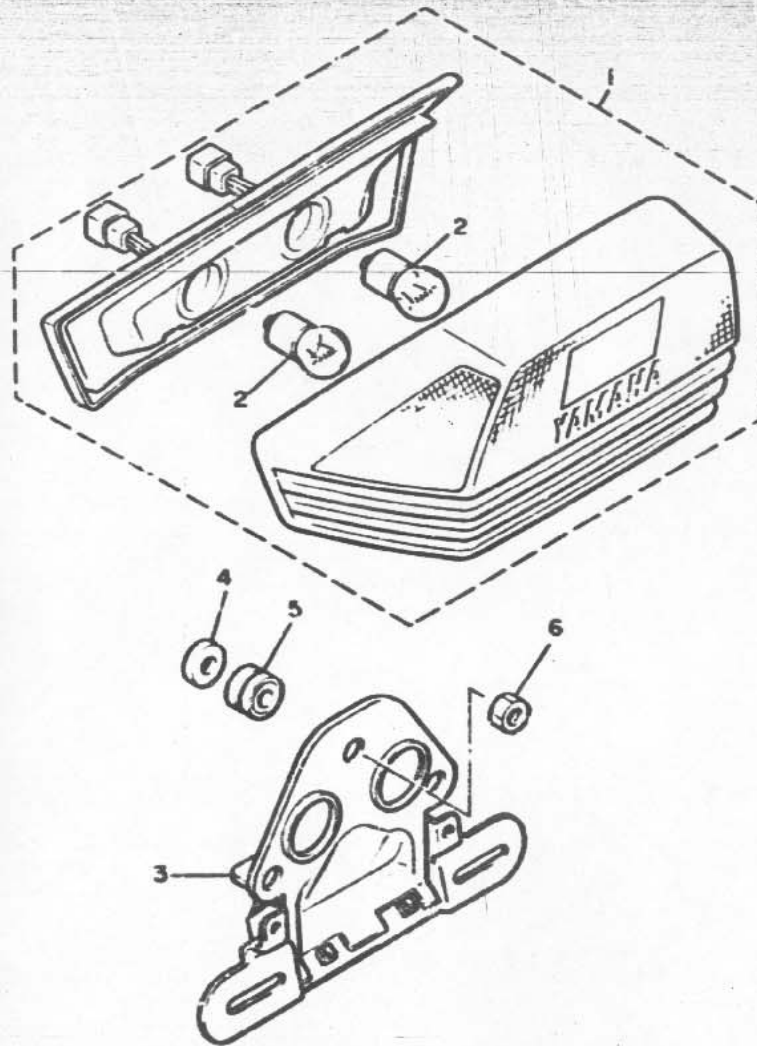


| REF. NO. | PART NO. | DESCRIPTION | Q'TY | REMARKS |
|----------|--------------|-------------------------|------|---------|
| 1 | 31A-84303-E0 | HEADLIGHT UNIT ASSEMBLY | 1 | |
| 2 | 31A-84315-00 | •RIM, headlight | 1 | |
| 3 | 11U-84321-E0 | •LENS, headlight | 1 | |
| 4 | 2F9-84375-00 | •FITTING PLATE, bulb | 1 | |
| 5 | 2F9-84397-01 | •COVER, socket | 1 | |
| 6 | 457-84146-85 | •SOCKET, Pilot light | 1 | |
| 7 | 5G2-84324-A0 | •SPRING, reflector | 1 | |
| 8 | 5G2-84332-60 | •SPRING, screw | 2 | |
| 9 | 10W-84331-00 | •SCREW, rim adjusting | 2 | |
| 10 | 198-84334-60 | •NUT, adjusting | 2 | |
| 11 | 123-83516-21 | •BULB (12V-3.4W) | 1 | |
| 12 | * | BULB (12V-60/55W) | 1 | LM |
| 13 | 92780-06530 | SCREW, flat head | 2 | |



31A310-3430

FIG. 43 TAILLIGHT



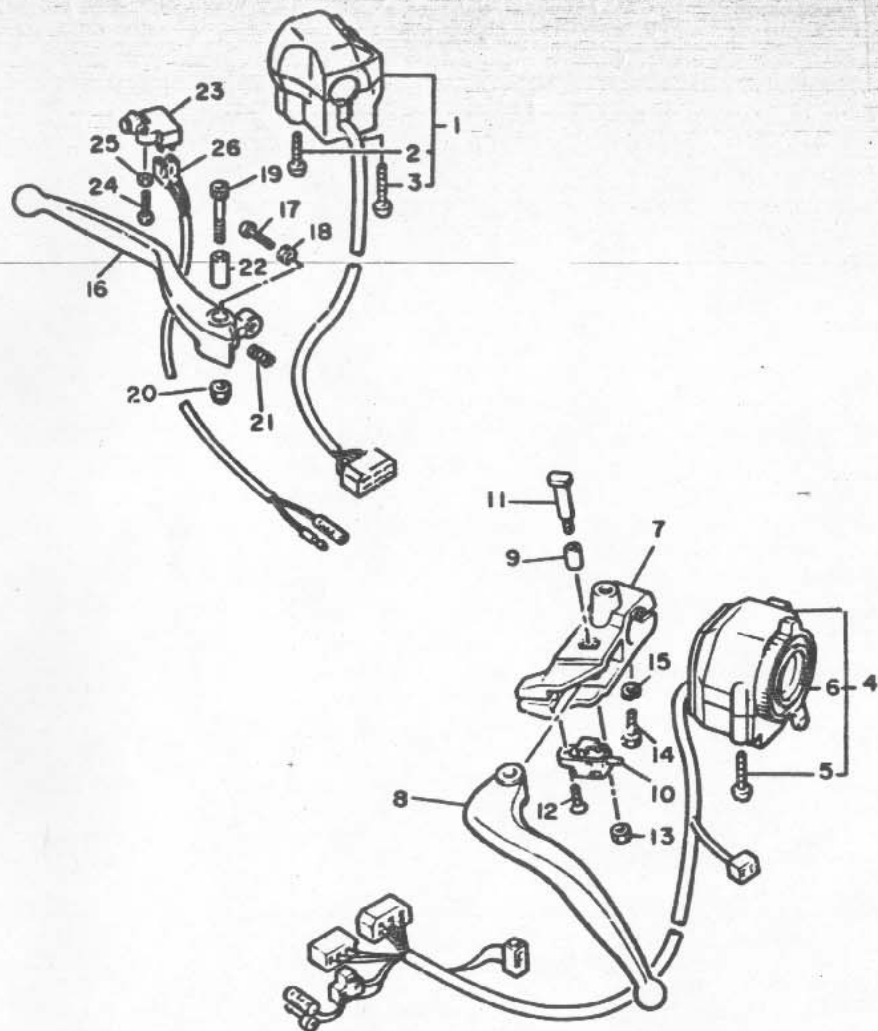
| REF. NO. | PART NO. | DESCRIPTION | Q'TY | REMARKS |
|----------|--------------|---------------------|------|---------|
| 1 | 29R-84710-00 | TAILLIGHT UNIT ASSY | 1 | |
| 2 | 256-84714-61 | BULB (12V-27/8W) | 2 | |
| 3 | 31A-84751-E0 | BRACKET, licence | 1 | |
| 4 | 4G0-84725-00 | WASHER, sPecial | 3 | |
| 5 | 4G0-04754-00 | WASHER, sPecial | 3 | |
| 6 | 95302-06600 | NUT | 3 | |



41Y310-4440

F6

FIG. 44 HANDLE SWITCH, LEVER

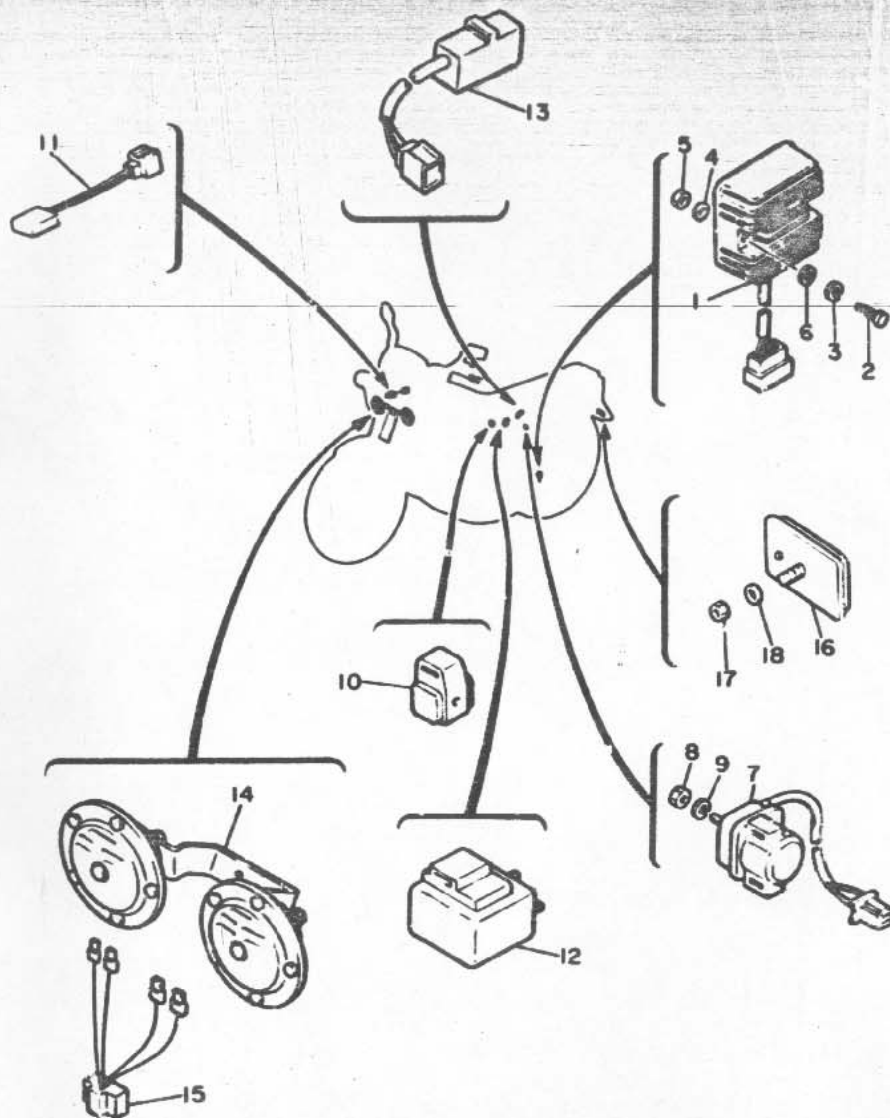


| REF. NO. | PART NO. | DESCRIPTION | Q'TY | REMARKS |
|----------|--------------|---------------------------|------|---------|
| 1 | 31A-83963-00 | SWITCH, handle 3 (RIGHT) | 1 | |
| 2 | 98506-05035 | SCREW, Pan head | 1 | |
| 3 | 98506-05040 | SCREW, Pan head | 1 | |
| 4 | 58L-83972-00 | SWITCH, handle 4 | 1 | |
| 5 | 98506-05035 | SCREW, Pan head | 2 | |
| 6 | 58L-83960-00 | CHOKE RING ASSY | 1 | |
| 7 | 41Y-82911-00 | HOLDER, lever 1 | 1 | |
| 8 | 31A-83912-00 | LEVER 1 | 1 | |
| 9 | 31A-83913-00 | COLLAR, lever 1 | 1 | |
| 10 | 31A-82917-00 | SWITCH | 1 | |
| 11 | 31A-83945-00 | BOLT, lever | 1 | |
| 12 | 98702-03008 | SCREW, flat head | 1 | |
| 13 | 95606-06100 | NUT, u | 1 | |
| 14 | 97306-06025 | BOLT | 1 | |
| 15 | 92906-06100 | WASHER, sPring | 1 | |
| 16 | 36Y-83322-00 | LEVER 2 | 1 | |
| 17 | 90149-06131 | SCREW | 1 | |
| 18 | 90170-06010 | NUT | 1 | |
| 19 | 90110-06074 | BOLT, hexagon socket head | 1 | |
| 20 | 95606-06100 | NUT, u | 1 | |
| 21 | 90501-10312 | SPRING, compression | 1 | |
| 22 | 36Y-83913-00 | COLLAR, lever 1 | 1 | |
| 23 | 36Y-83980-00 | FRONT STOP SWITCH ASSY | 1 | |
| 24 | 98506-04018 | SCREW, Pan head | 1 | |
| 25 | 92906-04600 | WASHER, Plate | 1 | |
| 26 | 49A-82531-00 | WIRE, lead | 1 | |



44X171-4451

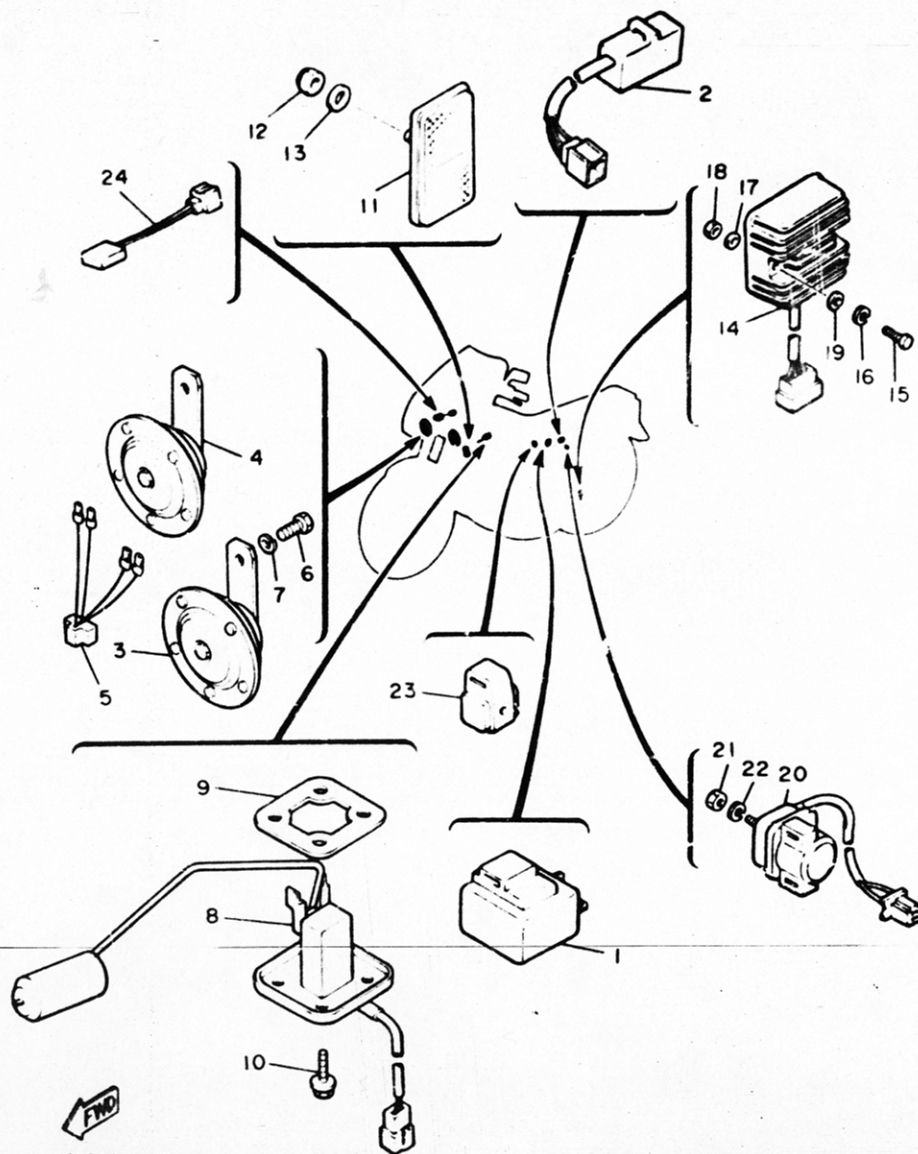
FIG. 45 ELECTRICAL 1



| REF. NO. | PART NO. | DESCRIPTION | Q'TY | REMARKS |
|----------|--------------|-------------------------------|------|---------|
| 1 | 12R-81960-A0 | RECTIFIER & REGULATOR ASSY | 1 | |
| 2 | 97302-06035 | BOLT | 2 | |
| 3 | 92902-06100 | WASHER, sPring | 2 | |
| 4 | 92990-06600 | WASHER, Plate | 2 | |
| 5 | 95601-06100 | NUT, u | 2 | |
| 6 | 90201-06067 | WASHER, Plate | 2 | |
| 7 | 22U-81940-10 | STARTER SWITCH ASSY | 1 | hitachi |
| 8 | 95302-06700 | NUT | 2 | |
| 9 | 92902-06100 | WASHER, sPring | 2 | |
| 10 | 12R-81950-00 | STARTER CURCUIT CUT-OFF RELAY | 1 | |
| 11 | 4L6-81980-M0 | DIODE | 1 | |
| 12 | 4H7-83350-70 | FLASHER RELAY ASSY | 1 | |
| 13 | 1A0-83395-03 | FLASHER CANCELLING UNIT | 1 | |
| 14 | 1FW-83370-20 | HORN ASSY | 1 | |
| 15 | 41Y-83373-00 | LEAD, horn | 1 | |
| 16 | 3G1-85130-01 | REAR REFLECTOR ASSY | 1 | |
| 17 | 95601-05100 | NUT, u | 1 | |
| 18 | 92901-05200 | WASHER, Plain | 1 | |

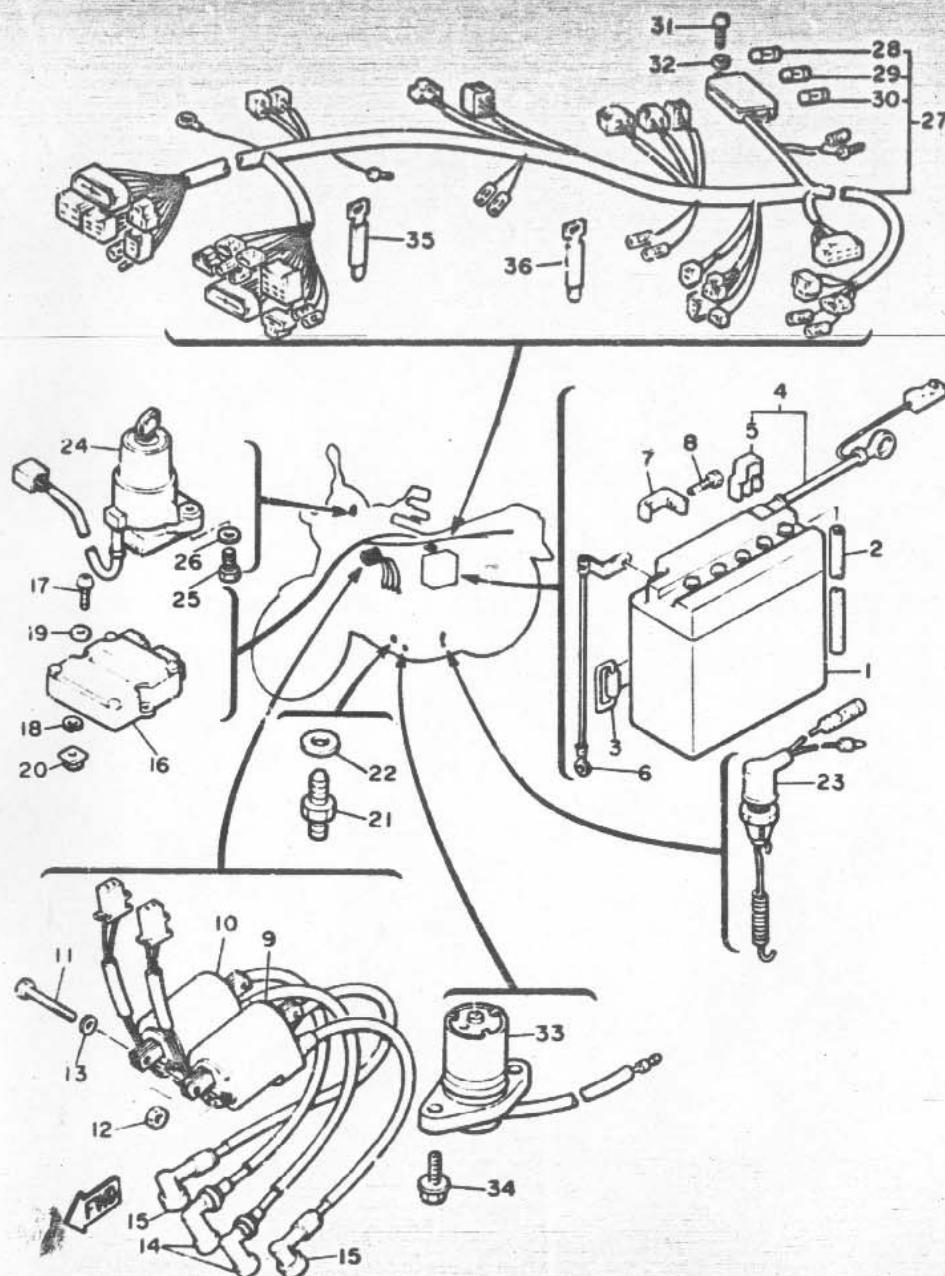
FIG. 46 ELECTRICAL 1

| REF. NO. | PART NO. | DESCRIPTION | Q'TY | REMARKS |
|----------|--------------|-------------------------------|------|---------|
| 1 | 4H7-83350-70 | FLASHER RELAY ASSY | 1 | |
| 2 | 1A0-83395-03 | FLASHER CANCELLING UNIT | 1 | |
| 3 | 4L0-83371-30 | HORN | 1 | |
| 4 | 4L0-83371-40 | HORN | 1 | |
| 5 | 41Y-83373-00 | LEAD, horn | 1 | |
| 6 | 97326-08016 | BOLT | 2 | |
| 7 | 92906-08100 | WASHER, sPring | 2 | |
| 8 | 31A-85752-00 | SENDER UNIT ASSY, fuel meter | 1 | |
| 9 | 5G3-85753-00 | GASKET, sender unit | 1 | |
| 10 | 90119-05071 | BOLT, with washer | 4 | |
| 11 | 3G1-85130-01 | REAR REFLECTOR ASSY | 1 | |
| 12 | 95601-05100 | NUT, u | 1 | |
| 13 | 92901-05200 | WASHER, Plain | 1 | |
| 14 | 12R-81960-A0 | RECTIFIER & REGULATOR ASSY | 1 | |
| 15 | 97302-06035 | BOLT | 2 | |
| 16 | 92902-06100 | WASHER, sPring | 2 | |
| 17 | 92990-06600 | WASHER, Plate | 2 | |
| 18 | 95601-06100 | NUT, u | 2 | |
| 19 | 90201-06067 | WASHER, Plate | 2 | |
| 20 | 22U-81940-10 | STARTER SWITCH ASSY | 1 | hitachi |
| 21 | 95302-06700 | NUT | 2 | |
| 22 | 92902-06100 | WASHER, sPring | 2 | |
| 23 | 12R-81950-00 | STARTER CURCUIT CUT-OFF RELAY | 1 | |
| 24 | 4L6-81980-M0 | DIODE | 1 | |



581310-5460

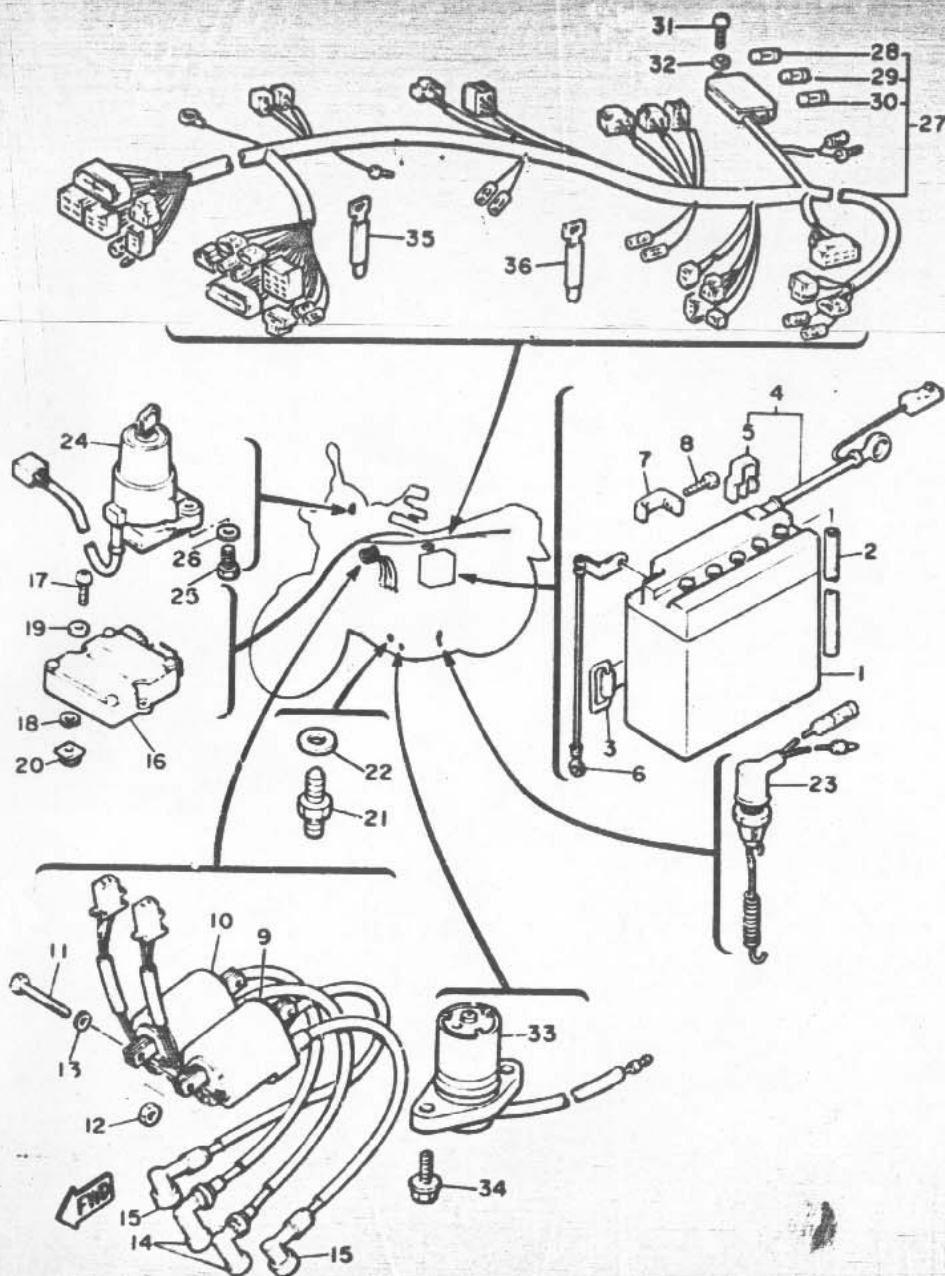
FIG. 46 ELECTRICAL 2



| REF. NO. | PART NO. | DESCRIPTION | Q'TY | REMARKS |
|----------|--------------|-------------------------------|------|---------|
| 1 | 447-82110-82 | BATTERY ASSY (YUASA YB14L-A2) | 1 | |
| 2 | 90445-08336 | HOSE | 1 | |
| 3 | 137-82131-01 | BAND, battery | 1 | |
| 4 | 31A-82115-00 | WIRE, Plus lead | 1 | |
| 5 | 31A-82119-00 | COVER, lead wire | 1 | |
| 6 | 5G2-82116-00 | WIRE, minus lead | 1 | |
| 7 | 5G2-82103-00 | TERMINAL 1 | 2 | |
| 8 | 90153-06032 | SCREW, hexagon | 2 | |
| 9 | 4H7-82310-61 | IGNITION COIL ASSY | 1 | |
| 10 | 4H7-82320-61 | IGNITION COIL ASSY | 1 | |
| 11 | 97302-06080 | BOLT | 2 | |
| 12 | 95302-06600 | NUT | 2 | |
| 13 | 92901-06200 | WASHER, Plain | 2 | |
| 14 | 1J7-82370-00 | PLUG CAP ASSY | 2 | |
| 15 | 256-82370-00 | PLUG CAP ASSY | 2 | |
| 16 | 58L-82305-10 | IGNITOR UNIT ASSY | 1 | |
| 17 | 92502-06014 | SCREW, Pan head | 2 | |
| 18 | 92902-06100 | WASHER, spring | 2 | |
| 19 | 92990-06600 | WASHER, Plate | 2 | |
| 20 | 4G0-21736-00 | NUT, Plate | 2 | |
| 21 | 2H7-82540-00 | NEUTRAL SWITCH ASSY | 1 | |
| 22 | 90430-10148 | GASKET | 1 | |
| 23 | 1E0-82530-00 | STOP SWITCH ASSY | 1 | |
| 24 | 49F-82501-80 | MAIN SWITCH STEERING LOCK | 1 | |
| 25 | 97322-06016 | BOLT | 2 | |
| 26 | 92990-06600 | WASHER, Plate | 2 | |
| 27 | 1FW-82590-00 | WIRE HARNESS ASSY | 1 | |
| 28 | 116-82151-00 | FUSE (6V-10A) | 2 | |

1FX700-5460

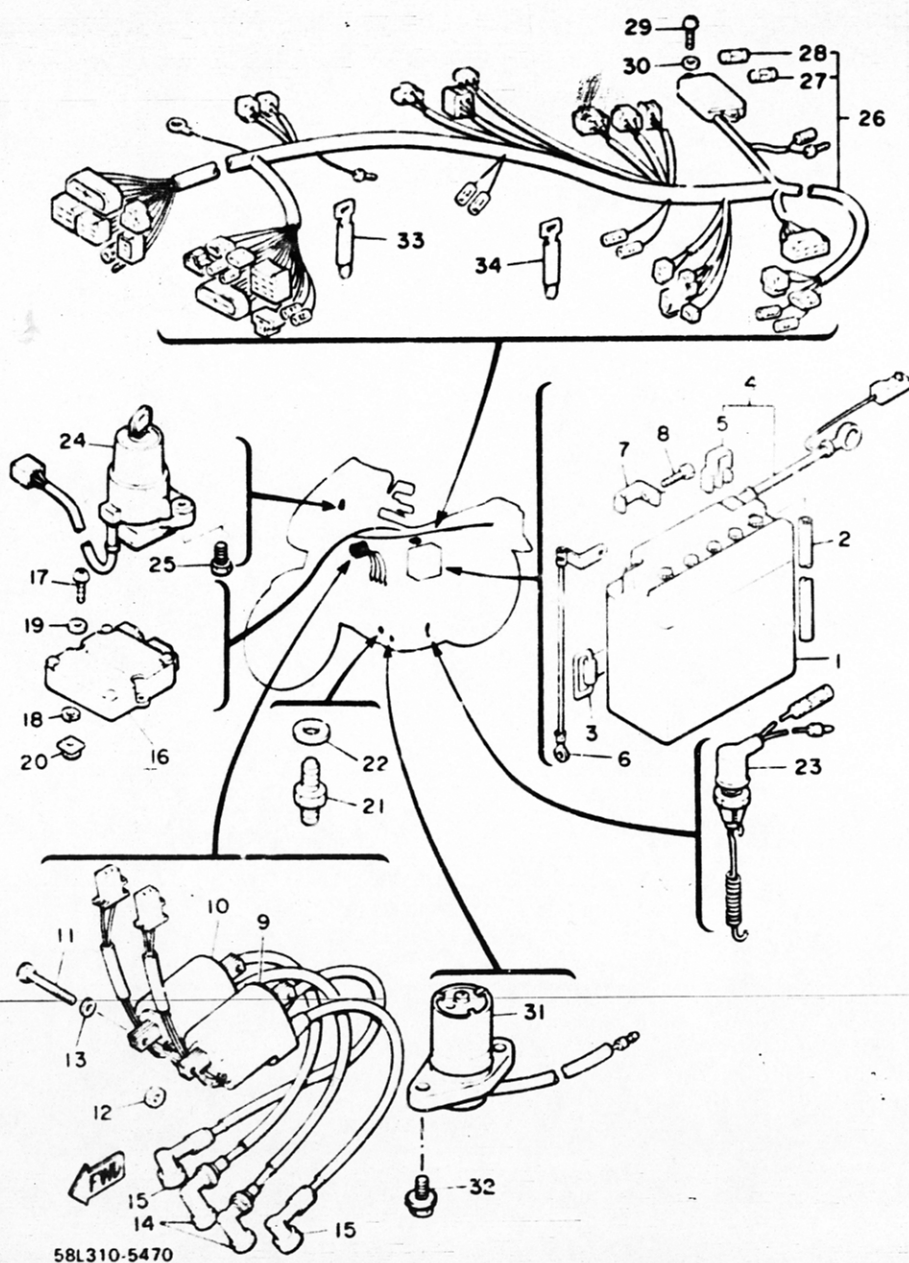
FIG. 46 ELECTRICAL 2



| REF. NO. | PART NO. | DESCRIPTION | Q'TY | REMARKS |
|----------|--------------|----------------------|------|---------|
| 29 | 1A0-82161-00 | FUSE (12V-20A) | 1 | |
| 30 | 2H7-82151-00 | FUSE (12V-30A) | 1 | |
| 31 | 97702-50112 | SCREW, tapping | 2 | |
| 32 | 92901-0560J | WASHER, plate | 2 | |
| 33 | 4H7-85720-01 | OIL LEVEL GAUGE ASSY | 1 | |
| 34 | 95021-06016 | BOLT, flange | 2 | |
| 35 | 447-82591-00 | BAND | 1 | |
| 36 | 341-26397-01 | BAND | 4 | |

1FX700-5460

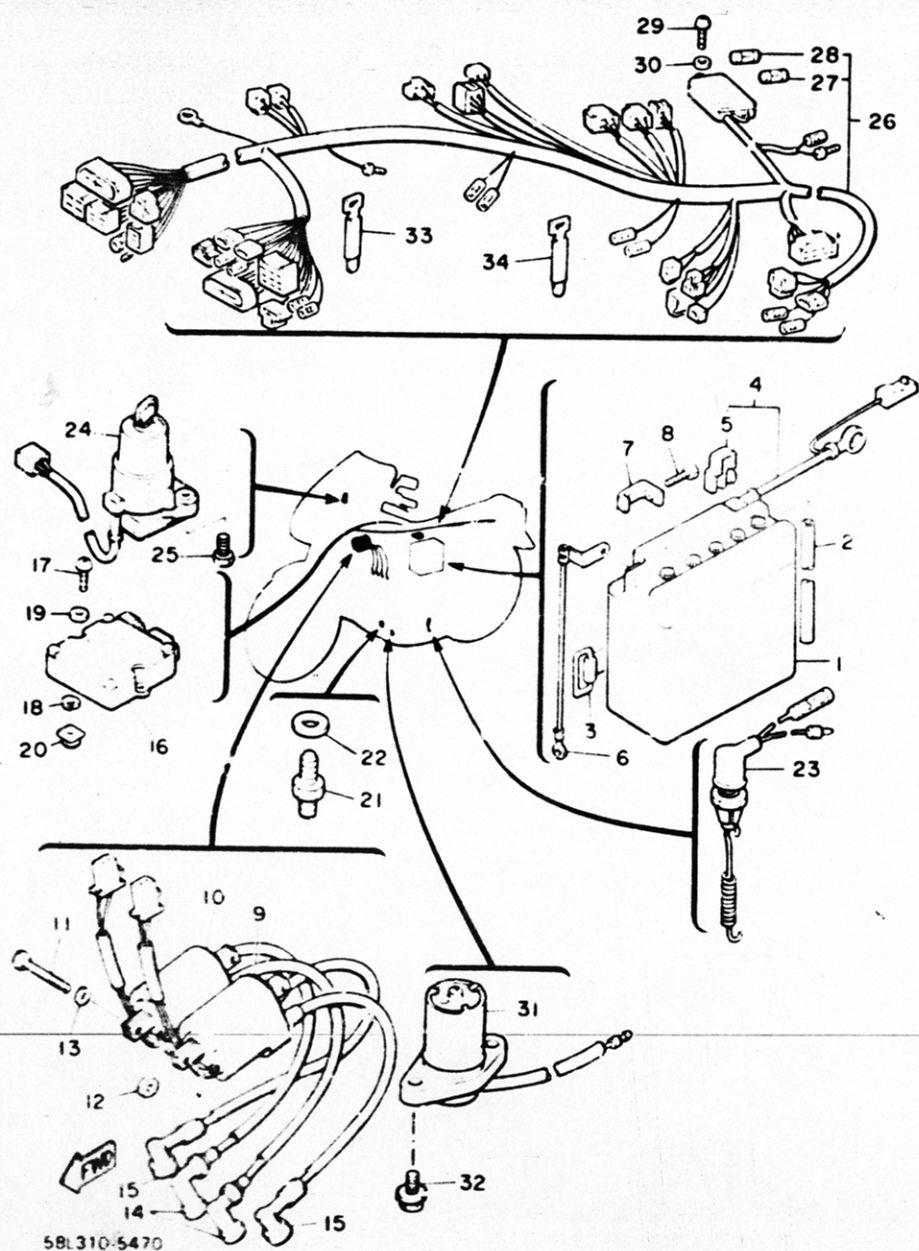
FIG. 47 ELECTRICAL 2



| REF. NO. | PART NO. | DESCRIPTION | Q'TY | REMARKS |
|----------|--------------|-------------------------------|------|---------|
| 1 | 447-82110-82 | BATTERY ASSY (YUASA YB14L-A2) | 1 | |
| 2 | 90445-08336 | HOSE | 1 | |
| 3 | 137-82131-01 | BAND, battery | 1 | |
| 4 | 31A-82115-00 | WIRE, Plus lead | 1 | |
| 5 | 31A-82119-00 | COVER, lead wire | 1 | |
| 6 | 5G2-82116-00 | WIRE, minus lead | 1 | |
| 7 | 5G2-82103-00 | TERMINAL 1 | 2 | |
| 8 | 90153-06032 | SCREW, hexagon | 2 | |
| 9 | 4H7-82310-61 | IGNITION COIL ASSY | 1 | |
| 10 | 4H7-82320-61 | IGNITION COIL ASSY | 1 | |
| 11 | 97302-06080 | BOLT | 2 | |
| 12 | 95302-06600 | NUT | 2 | |
| 13 | 92901-06200 | WASHER, Plain | 2 | |
| 14 | 1J7-82370-00 | PLUG CAP ASSY | 2 | |
| 15 | 256-82370-00 | PLUG CAP ASSY | 2 | |
| 16 | 58L-82305-10 | IGNITOR UNIT ASSY | 1 | |
| 17 | 92502-06014 | SCREW, Pan head | 2 | |
| 18 | 92902-06100 | WASHER, spring | 2 | |
| 19 | 92890-06600 | WASHER, Plate | 2 | |
| 20 | 4G0-21736-00 | NUT, Plate | 2 | |
| 21 | 2H7-82540-00 | NEUTRAL SWITCH ASSY | 1 | |
| 22 | 90430-10148 | GASKET | 1 | |
| 23 | 1E9-82530-00 | STOP SWITCH ASSY | 1 | |
| 24 | 49F-82501-80 | MAIN SWITCH STEERING LOCK | 1 | |
| 25 | 90109-06614 | BOLT | 2 | |
| 26 | 31A-82590-70 | WIRE HARNESS ASSY | 1 | |
| 27 | 1A0-82151-00 | FUSE (12V-10A) | 3 | |
| 28 | 2H7-82151-00 | FUSE (12V-30A) | 1 | |

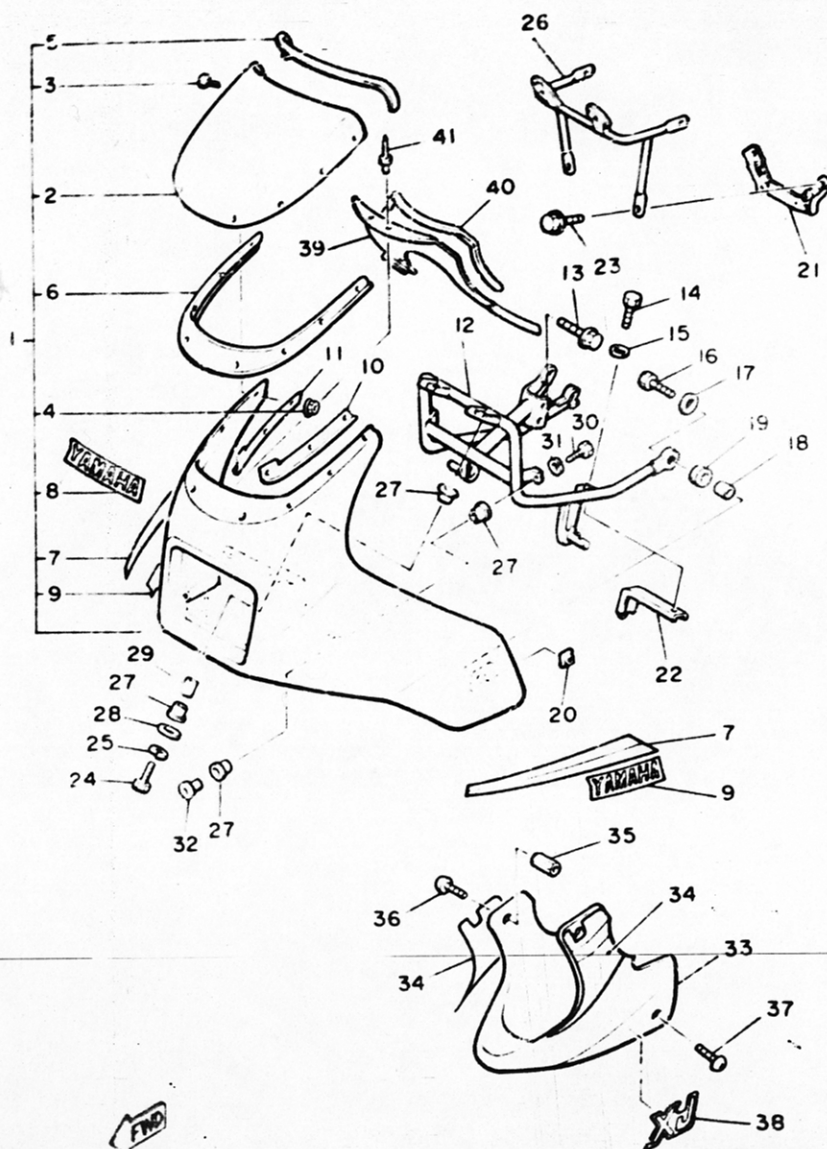
FIG. 47 ELECTRICAL 2

| REF. NO. | PART NO. | DESCRIPTION | Q'TY | REMARKS |
|----------|--------------|----------------------|------|---------|
| 26 | 97702-50112 | SCREW, tapping | 2 | |
| 30 | 92901-05600 | WASHER, Plate | 2 | |
| 31 | 4H7-85720-01 | OIL LEVEL GAUGE ASSY | 1 | |
| 32 | 95021-06016 | BOLT, flange | 2 | |
| 33 | 447-82591-00 | BAND | 1 | |
| 34 | 341-26397-01 | BAND | 4 | |



F10

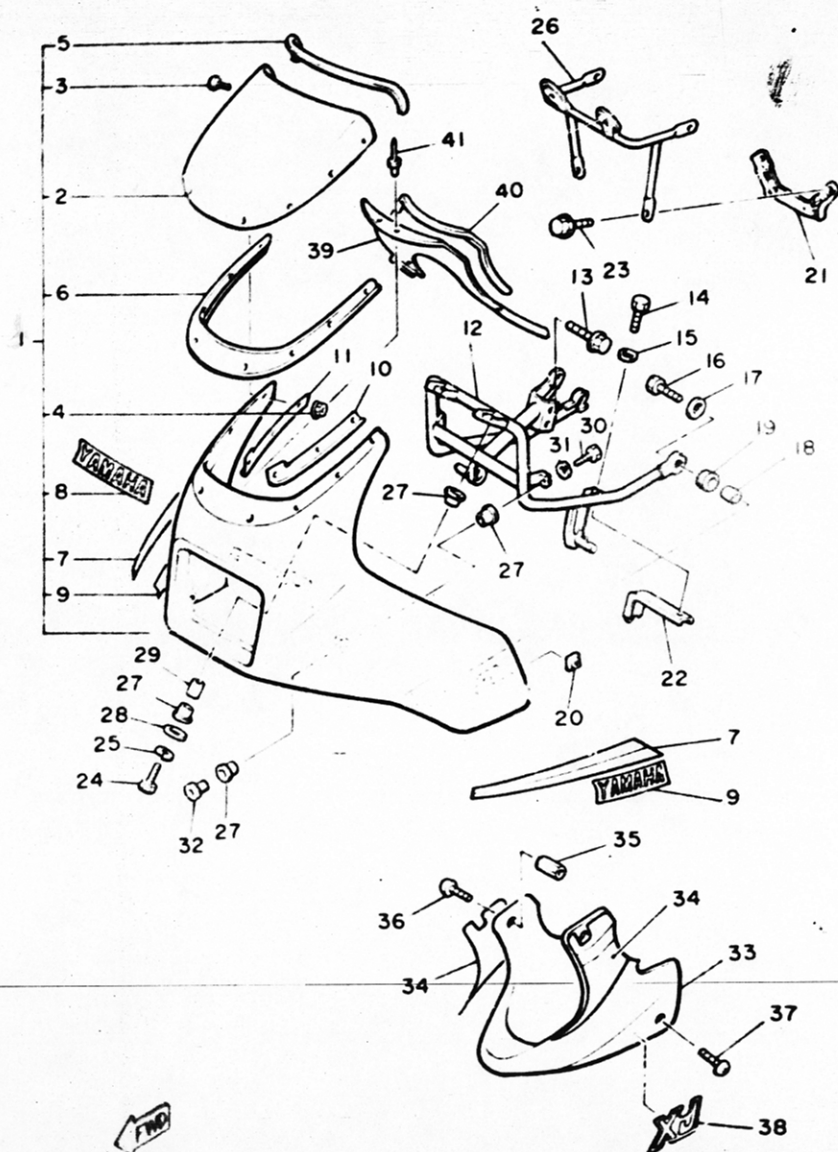
FIG. 37 COWLING 1



-1Y300-4371

| REF. NO. | PART NO. | DESCRIPTION | Q'TY | REMARKS |
|----------|-----------------|----------------------|------|-----------------------------|
| 1 | 53U-W2838-10-02 | COWLING ASSY | 1 | new yamaha black/stormy red |
| 2 | 31A-28381-02 | WINDSHIELD | 1 | |
| 3 | 90157-05063 | SCREW, Pan head | 8 | |
| 4 | 95706-05100 | NUT, flange | 8 | |
| 5 | 42N-28376-00 | TRIM | 1 | |
| 6 | 31A-28345-00 | MOLE 1 | 1 | |
| 7 | 58L-28390-02 | GRAPHIC SET, cowling | 1 | for nyb |
| 8 | 41Y-28338-00 | EMBLEM | 1 | |
| 9 | 31K-24161-20 | EMBLEM 1 | 2 | |
| 10 | 42N-28335-00 | PLATE | 1 | |
| 11 | 42N-28336-00 | PLATE | 1 | |
| 12 | 42N-28356-00 | STAY 1 | 1 | |
| 13 | 95816-08012 | BOLT, flange | 3 | |
| 14 | 97306-06010 | BOLT | 2 | |
| 15 | 90201-06059 | WASHER, Plate | 2 | |
| 16 | 97306-06020 | BOLT | 2 | |
| 17 | 90201-067A0 | WASHER, Plate | 2 | |
| 18 | 90387-060A7 | COLLAR | 2 | |
| 19 | 90480-18276 | GROMMET | 2 | |
| 20 | 42N-28317-00 | NUT, emblem | 2 | |
| 21 | 42N-28357-00 | STAY 2 | 1 | |
| 22 | 42N-2831U-00 | STAY, side 1 | 2 | |
| 23 | 95806-06010 | BOLT, flange | 2 | |
| 24 | 97306-06035 | BOLT | 2 | |
| 25 | 92906-06100 | WASHER, spring | 2 | |
| 26 | 42N-28358-00 | STAY 3 | 1 | |
| 27 | 90480-22362 | GROMMET | 8 | |
| 28 | 90201-06074 | WASHER, Plate | 2 | |

FIG. 37 COWLING 1



41Y300-4371

| REF. NO. | PART NO. | DESCRIPTION | Q'TY | REMARKS |
|-------------|-----------------|--------------------------|------|------------------|
| 29 | 90560-08237 | SPACER | 2 | |
| 30 | 97306-06012 | BOLT | 2 | |
| 31 | 92906-06100 | WASHER, spring | 2 | |
| 32 | 90387-050J5 | COLLAR | 2 | |
| 33 | 42N-28385-00-6G | COVER, lower | 1 | new yamaha black |
| 34 | 58L-28301-01 | GRAPHIC SET, lower cover | 1 | for nyb |
| 35 | 42N-2834K-00 | BOSS | 2 | |
| 36 | 90154-05001 | SCREW, binding | 2 | |
| 37 | 90154-06014 | SCREW, binding | 2 | |
| 38 | 58L-28315-10 | EMBLEM | 2 | for nyb |
| 39 | 53U-2836K-01 | PANEL, inner 1 | 1 | |
| 40 | 53U-28376-00 | TRIM | 1 | |
| 41 | 90269-05039 | RIVET | 4 | |