



YAMAHA

PARTS CATALOGUE*

XJ900RK (35H)

MODEL YEAR 1983

Initial Serial No. and Color Code

A) Frame Serial No.	35H-000101 and following
B) Engine Serial No.	35H-000101 and following


MODEL - ISM I.D. NUMBER	XJ900RK	35H
Initial Engine Number / Frame Number	35H-000101 / JYA35H001	DA000101
Fuel Type/Total Fuel Tank Capacity/Reserve Cap.	Regular / 22.0 Lit. / 5.0 Lit.	

ENGINE TYPE	4-Stroke, DOHC, Parallel Four
Bore/Stroke/Number Cylinders/Displacement	67.0mm / 60.5mm / 4 / 853cc
Compression Ratio/Compression Pressure Min~Max	9.6:1 / 8.0 ~ 12.0 kg/cm ²

PUBLICATION	PART NUMBER	REMARKS
OWNER'S MANUAL	LIT-11626-03-46	
SERVICE MANUAL	LIT-11616-03-46	COMPLETE
ASSEMBLY MANUAL	LIT-11666-03-46	SUPPLEMENT TO B.A.M. (03-85)
CONSUMER MANUAL	LIT-11656-03-46	
LEAFLET	LIT-11119-02-87	

CONTENTS

AIR FILTER
CABLE
CAMSHAFT
CARBURETOR
CHAIN
CLUTCH
CRANKCASE
CRANKCASE COVER
CRANKSHAFT
CYLINDER
CYLINDER HEAD
DRIVESHAFT
ELECTRICAL 1
ELECTRICAL 2
EXHAUST
FAIRING
FOOTREST
FRAME
FRONT BRAKE CALIPER
FENDER
FRONT FORK
FRONT MASTER CYL.
FRONT WHEEL
FUEL TANK
GENERATOR
GOVERNOR
HANDLEBAR
HANDLE SWITCH
HEADLIGHT
LEVER
METER
MIDDLE DRIVE GEAR
OIL COOLER
OIL FILTER
OIL PUMP
PICK UP COIL
PISTON
REAR BRAKE CALIPER
REAR MASTER CYL.
REAR SHOCKS
REAR WHEEL
SEAT
SERVICE DATA
SHIFT CAM
SHIFT FORK
SHIFT SHAFT
SIDE COVER
STAND
STARTER CLUTCH
STARTING MOTOR
STEERING
SWING ARM
TAILLIGHT
TECHNICAL BULLETINS
TRANSMISSION
TURN SIGNAL
VALVE



YAMAHA

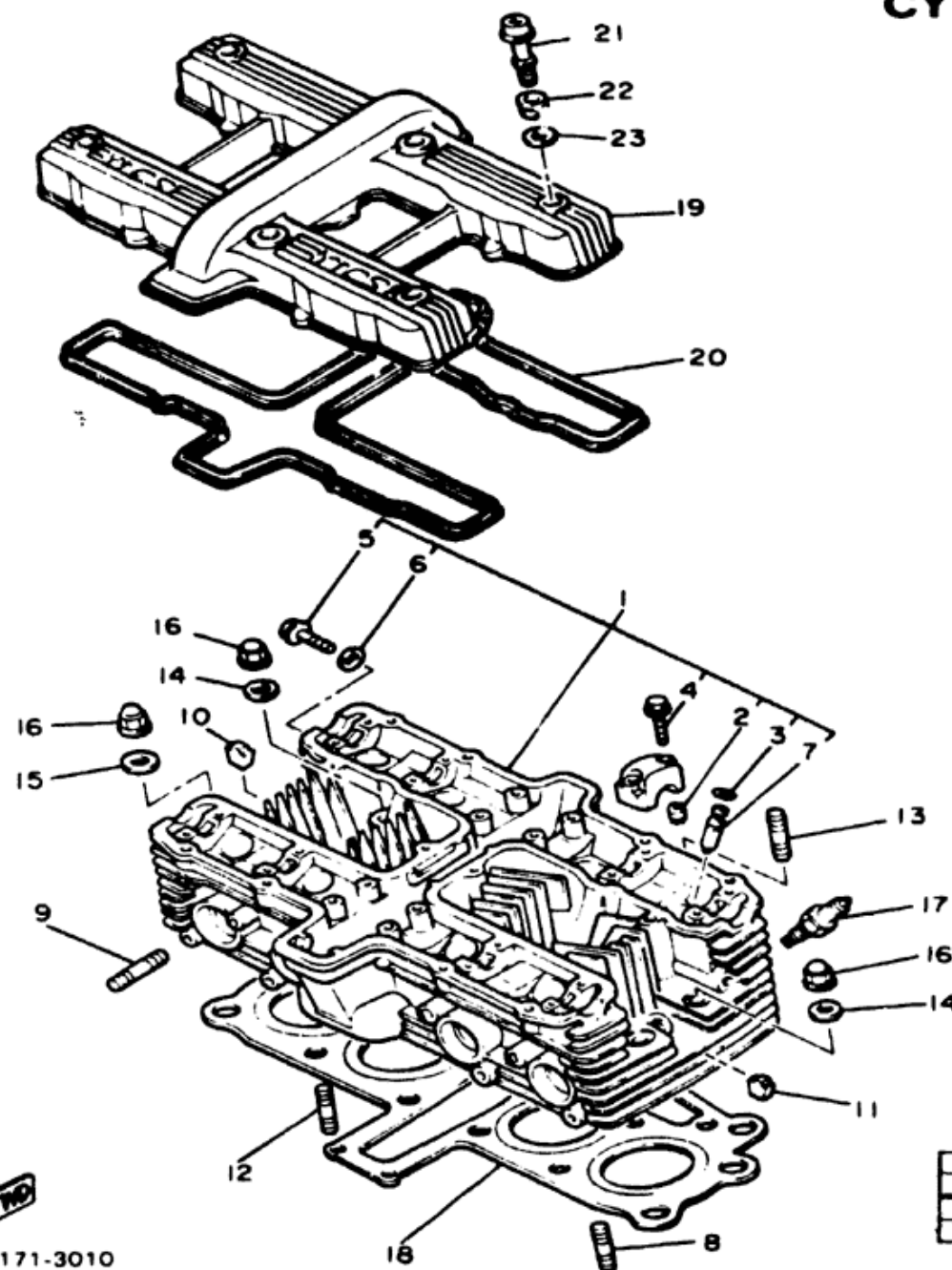
PARTS CATALOGUE

XJ900RL (47L)

2-57L-00E1

A2

CYLINDER HEAD



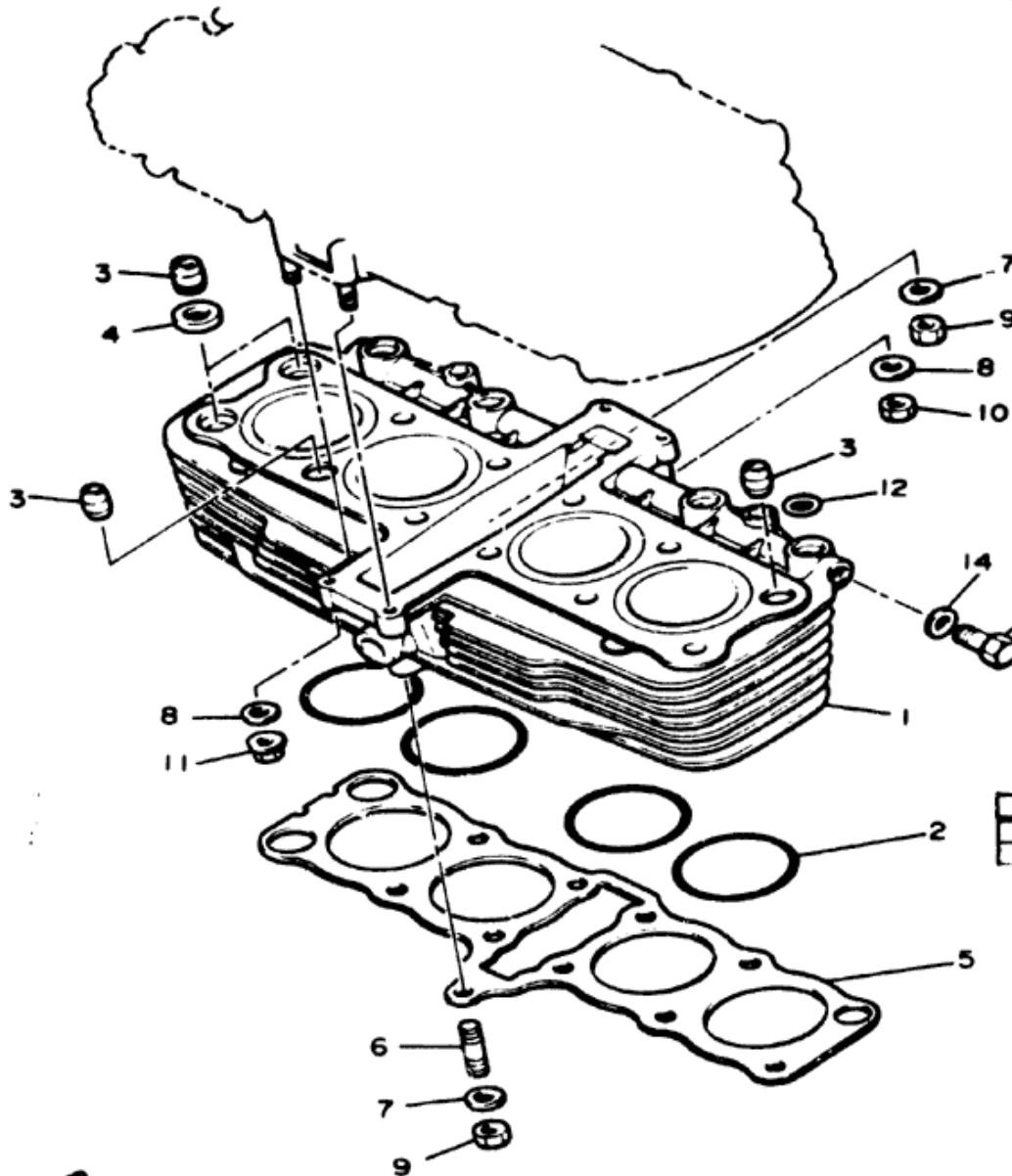
Ref. No.	Part Number	Description	Qty	Remarks
1	35H-11101-01-00	CYLINDER HEAD ASS'Y (35H-11101-00)	1	
2	99510-08016-00	PIN, dowel (91810-18016)	16	
3	93440-12052-00	CIRCLIP	8	
4	90105-08153-00	BOLT, washer based	24	
5	90153-08045-00	SCREW, hexagon	1	
6	90430-08014-00	GASKET	1	
7	4117-11133-10-00	GUIDE, intake valve (1st O/S)	8	Alternate Part
8	95611-08625-00	BOLT, stud	2	
9	95611-08630-00	BOLT, stud	8	
10	434-11161-00-00	ABSORBER 1	8	
11	4H7-11161-00-00	ABSORBER 1	14	
12	95611-08630-00	BOLT, stud	2	
13	95621-08330-00	BOLT, stud	2	
14	90201-114G2-00	WASHER, plate	10	
15	90201-10128-00	WASHER, plate	2	
16	90176-10033-00	NUT, crown	12	
17	NGK-BPR7E-90-00	PLUG, spark	4	
18	31A-11181-00-00	GASKET, cylinder head 1	1	
19	35H-11191-00-00	COVER, cylinder head 1	1	
20	31A-11193-00-00	GASKET, head cover 1	1	
21	90109-06746-00	BOLT	8	
22	90480-12446-00	GROMMET (90480-12365)	8	
23	90209-11262-00	WASHER (90209-11237)	8	

Spark Plug Type	NGK BP6ES or ND W26EP-U
Spark Plug Gap / Torque / Cap U	0.7 ~ 0.8mm / 2.0 m·kg / 8Kd
Cylinder Head Cover	M6: 1.0 m·kg
Cylinder Head	M10: 3.2 m·kg



31E171-3010

CYLINDER



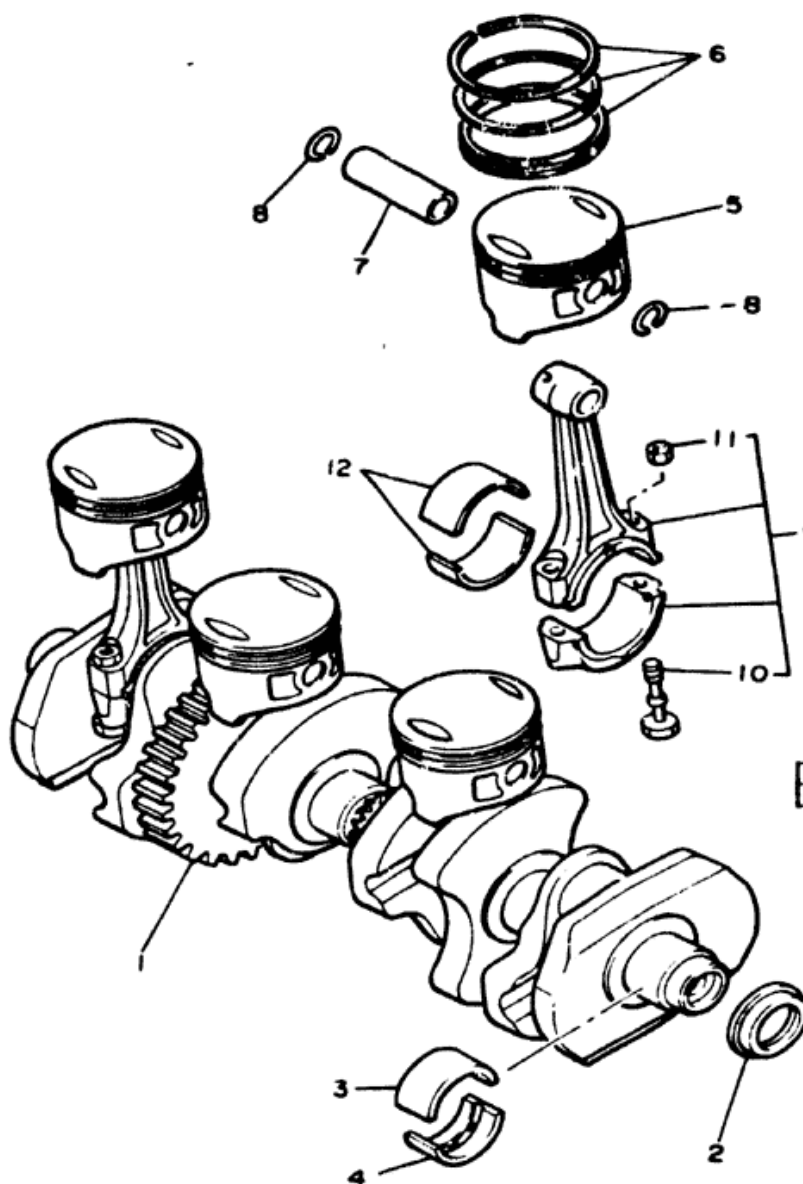
Ref. No.	Part Number	Description	Qty	Remarks
1	31A-11310-00-00	CYLINDER	1	
2	93210-71462-00	O-RING (93210-72300)	4	
3	99530-14016-00	PIN, dowel (91830-24016)	4	
4	90430-14131-00	GASKET.	2	
5	31A-11351-00-00	GASKET, cylinder.	1	
6	95621-08335-00	BOLT, stud	1	
7	90201-084G3-00	WASHER, plate	3	
8	90201-081A5-00	WASHER, plate (92901-08600)	4	
9	95316-08600-00	NUT	3	
10	95316-08600-00	NUT	2	
11	90179-08409-00	NUT	2	
12	93210-09443-00	O-RING	4	
13	90340-12085-00	PLUG, straight screw. ...	2	
14	90201-12790-00	WASHER, plate	2	

Initial Engine Number / Frame Number	19H-000101 / JYA39H001	IDA000101
Bore/Stroke/Number Cylinders/Displacement	67.0mm / 60.5mm / 4 / 863cc	
Compression Ratio/Compression Pressure Min-Max	9.5:1 / 8.0 ~ 12.0 kg/cm ²	



31E171-3020

CRANKSHAFT - PISTON



Ref. No.	Part Number	Description	Qty	Remarks
1	31A-11411-00-00	CRANKSHAFT	1	
2	4H7-15369-10-00	OIL SEAL (93101-32088)	1	
3	4H7-11416-01-00	PLANE BEARING, crankshaft 1	5	U.R. Blue
	4H7-11416-11-00	PLANE BEARING, crankshaft 1	5	U.R. Black
	4H7-11416-21-00	PLANE BEARING, crankshaft 1	5	U.R. Brown
	4H7-11416-31-00	PLANE BEARING, crankshaft 1	5	U.R. Green
	4H7-11416-41-00	PLANE BEARING, crankshaft 1	5	U.R. Yellow
4	5G2-11418-00-00	PLANE BEARING crankshaft 3	5	U.R. Blue
	5G2-11418-10-00	PLANE BEARING, crankshaft 3	5	U.R. Black
	5G2-11418-20-00	PLANE BEARING, crankshaft 3	5	U.R. Brown
	5G2-11418-30-00	PLANE BEARING, crankshaft 3	5	U.R. Green
	5G2-11418-40-00	PLANE BEARING, crankshaft 3	5	U.R. Yellow

Piston Skirt Clearance New / Max	0.030 ~ 0.050mm / 0.10mm
Ring End Gap Top / 2nd / 3rd	0.15 ~ 0.35mm / 0.15 ~ 0.35mm / 0.30 ~ 0.90mm

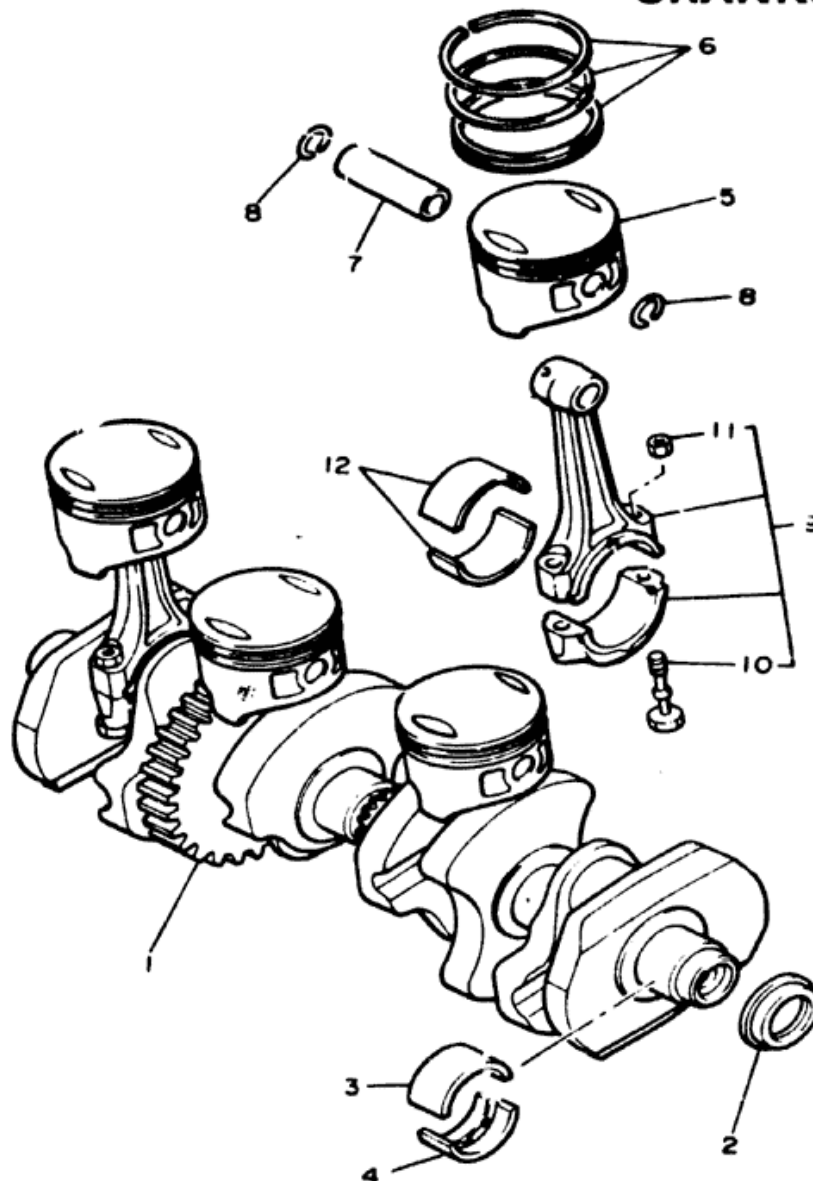
CONNECTING ROD BEARING SELECTION Housing No. - Shaft No. = Bearing No.

BEARING NO.	PART NO.	COLOR
BEARING 1	5G2-11418-00	BLUE
BEARING 2	5G2-11418-10	BLACK
BEARING 3	5G2-11418-20	BROWN
BEARING 4	5G2-11418-30	GREEN
BEARING 5	5G2-11418-40	YELLOW



31F171-3030

CRANKSHAFT - PISTON



Ref. No.	Part Number	Description	Qty	Remarks
5	31A-11631-01-Y0	PISTON (STD).....	4	
	31A-11636-01-00	PISTON (0.50MM O/S)	4	Alternate Part
	31A-11638-01-00	PISTON (1.00MM O/S)	4	Alternate Part
6	31A-11610-00-00	PISTON RING SET (STD)	4	
	31A-11610-20-00	PISTON RING SET (0.50 O/S)	4	Alt. Part
	31A-11610-40-00	PISTON RING SET (1.00 O/S)	4	Alt. Part
7	15A-11633-00-00	PIN, piston (1L3-11633-00).....	4	
8	93450-17044-00	CIRCLIP	8	
9	31A-Y1165-00-00	CONNECTING ROD ASS'Y.	4	
10	12R-11654-00-00	BOLT, connecting rod	2	
11	90179-08327-00	NUT	2	
12	31A-11656-00-00	PLANE BEARING, connecting rod	8	U.R. Blue
	31A-11656-10-00	PLANE BEARING, connecting rod	8	U.R. Black
	31A-11656-20-00	PLANE BEARING, connecting rod	8	U.R. Brown
	31A-11656-30-00	PLANE BEARING, connecting rod	8	U.R. Green

Piston Skirt Clearance New / Max	0.030 ~ 0.050mm / 0.10mm
Ring End Gap Top / 2nd / 3rd	0.15 ~ 0.35mm / 0.15 ~ 0.35mm / 0.30 ~ 0.50mm

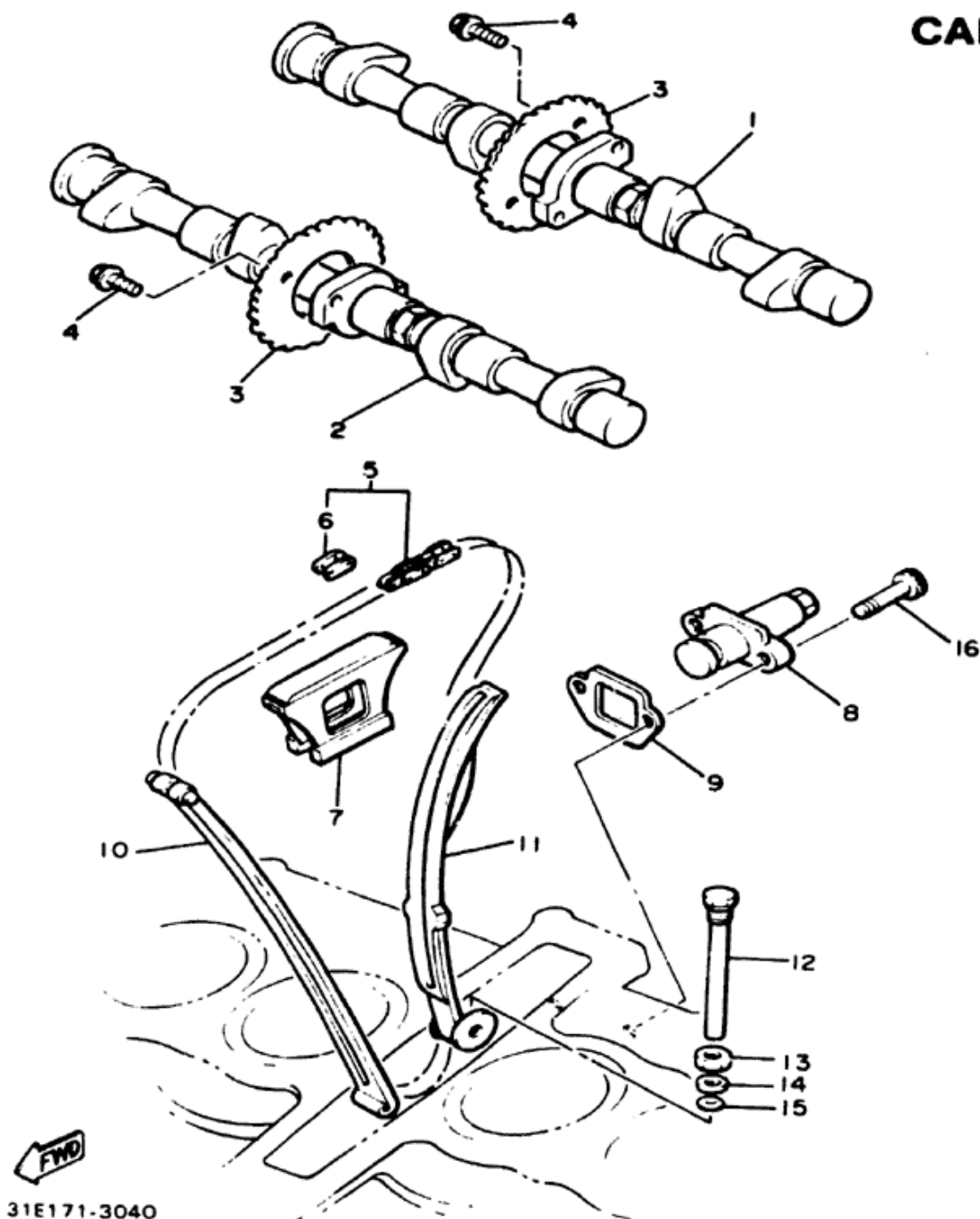
CONNECTING ROD BEARING SELECTION

Housing No. — Shaft No. = Bearing No.

BEARING NO.	PART NO.	COLOR
BEARING 1	5G2-11418-00	BLUE
BEARING 2	5G2-11418-10	BLACK
BEARING 3	5G2-11418-20	BROWN
BEARING 4	5G2-11418-30	GREEN
BEARING 5	5G2-11418-40	YELLOW

CAMSHAFT - CHAIN

Ref. No.	Part Number	Description	Qty	Remarks
1	31A-12171-00-00	CAMSHAFT 1	1	
2	31A-12181-00-00	CAMSHAFT 2	1	
3	4G0-12176-01-00	SPROCKET, cam chain	2	
4	90105-07087-00	BOLT, washer based ...	4	
5	94580-58120-00	CHAIN (DID 219FTS-120L)	1	
6	94580-37021-00	JOINT, chain	1	
7	4H7-12241-00-00	GUIDE, stopper 2	1	
8	12R-12210-10-00	TENSIONER ASS'Y, cam chain	1	
9	5G2-12213-00-00	GASKET, tensioner case	1	
10	4H7-12251-00-00	DAMPER, chain 1	1	
11	4H7-12252-00-00	DAMPER, chain 2	1	
12	90109-10570-00	BOLT	1	
13	95301-10700-00	NUT	1	
14	92901-08500-00	WASHER, plate	1	
15	93210-08006-00	O-RING	1	
16	91316-06025-00	BOLT	2	

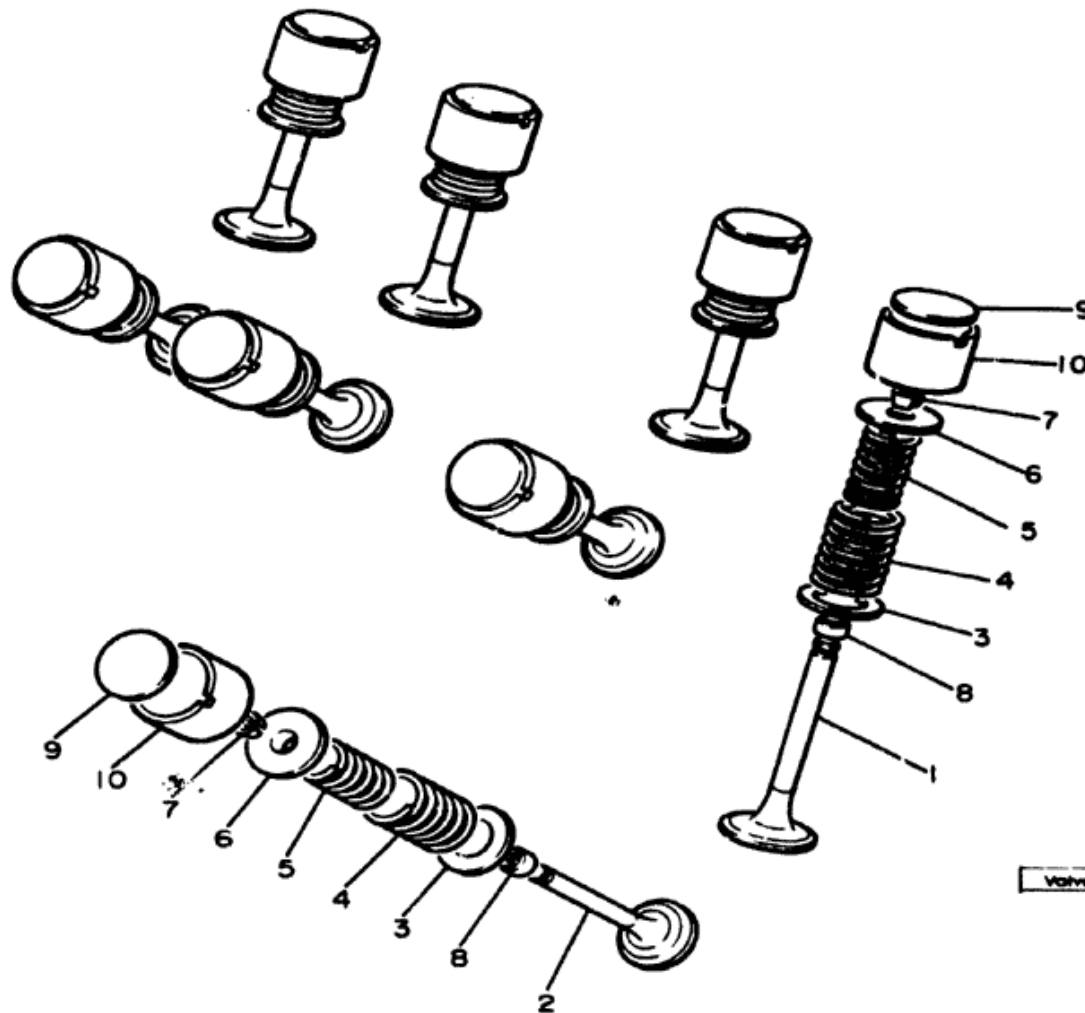


31E171-3040

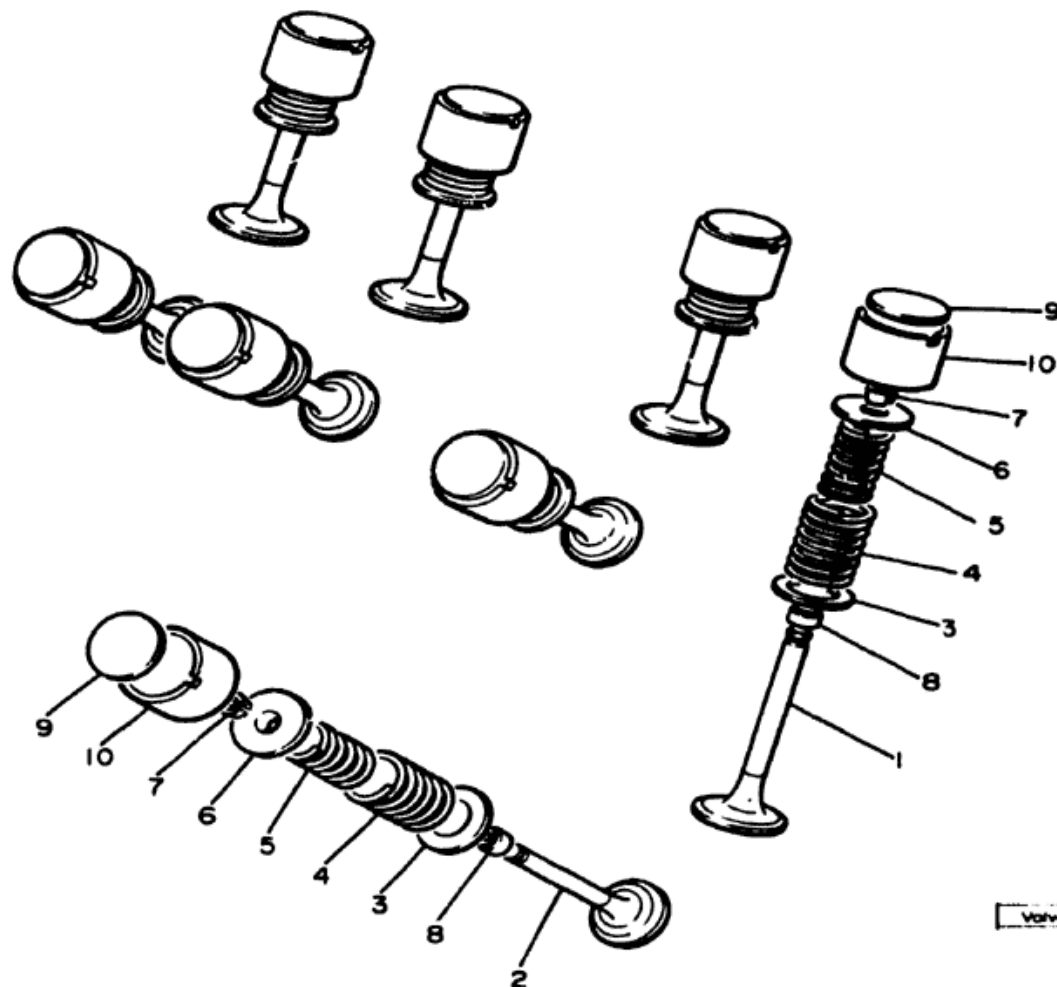
VALVE

Ref. No.	Part Number	Description	Qty	Remarks
1	31A-12111-00-00	VALVE, intake.	4	
2	31A-12121-00-00	VALVE, exhaust.	4	
3	4H7-12116-00-00	SEAT, valve spring.	8	
4	4H7-12113-00-00	SPRING, valve inner.	8	
5	4H7-12114-00-00	SPRING, valve outer.	8	
6	2F3-12117-00-00	RETAINER, valve spring.	8	
7	1J7-12118-00-00	COTTER, valve.	16	
8	1J7-12119-01-00	SEAL, valve stem.	8	
9	1J7-12169-01-00	PAD, adjusting (2.00).	8	U.R.
	1J7-12169-11-00	PAD, adjusting (2.05).	8	U.R.
	1J7-12169-21-00	PAD, adjusting (2.10).	8	U.R.
	1J7-12169-31-00	PAD, adjusting (2.15).	8	U.R.
	1J7-12169-41-00	PAD, adjusting (2.20).	8	U.R.
	1J7-12169-51-00	PAD, adjusting (2.25).	8	U.R.
	1J7-12169-61-00	PAD, adjusting (2.30).	8	U.R.
	1J7-12169-71-00	PAD, adjusting (2.35).	8	U.R.
	1J7-12169-81-00	PAD, adjusting (2.40).	8	U.R.

Valve Clearance (Cold) Intake / Exhaust 0.11 ~ 0.18mm / 0.16 ~ 0.20mm



4H7110-0050



VALVE

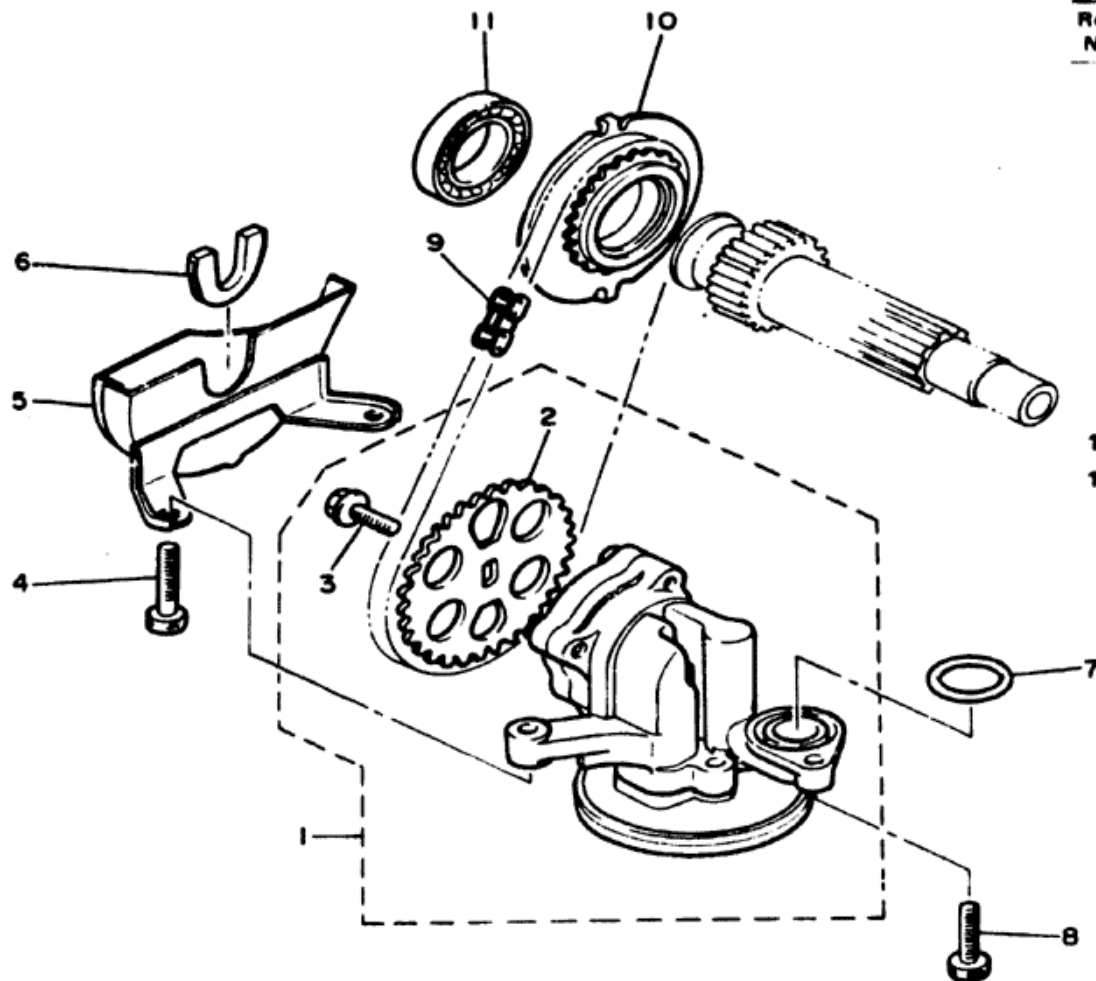
Ref. No.	Part Number	Description	Qty	Remarks
	1J7-12169-91-00	PAD, adjusting (2.45)...	8	U.R.
	1J7-12169-A1-00	PAD, adjusting (2.50)...	8	U.R.
	1J7-12169-E1-00	PAD, adjusting (2.55)...	9	U.R.
	1J7-12169-F1-00	PAD, adjusting (2.60)...	8	U.R.
	1J7-12169-G1-00	PAD, adjusting (2.65)...	8	U.R.
	1J7-12169-H1-00	PAD, adjusting (2.70)...	8	U.R.
	1J7-12169-J1-00	PAD, adjusting (2.75)...	8	U.R.
	1J7-12169-K1-00	PAD, adjusting (2.80)...	8	U.R.
	1J7-12169-L1-00	PAD, adjusting (2.85)...	8	U.R.
	1J7-12169-M1-00	PAD, adjusting (2.90)...	8	U.R.
	1J7-12169-N1-00	PAD, adjusting (2.95)...	8	U.R.
	1J7-12169-R1-00	PAD, adjusting (3.00)...	8	U.R.
	1J7-12169-T1-00	PAD, adjusting (3.05)...	8	U.R.
	1J7-12169-U1-00	PAD, adjusting (3.10)...	8	U.R.
	1J7-12169-V1-00	PAD, adjusting (3.15)...	8	U.R.
	1J7-12169-W1-00	PAD, adjusting (3.20)...	8	U.R.
10	31A-12153-00-00	LIFTER, valve	8	

Valve Clearance (Cold) Intake / Exhaust

0.11 ~ 0.15mm / 0.16 ~ 0.20mm



4H7110-0050



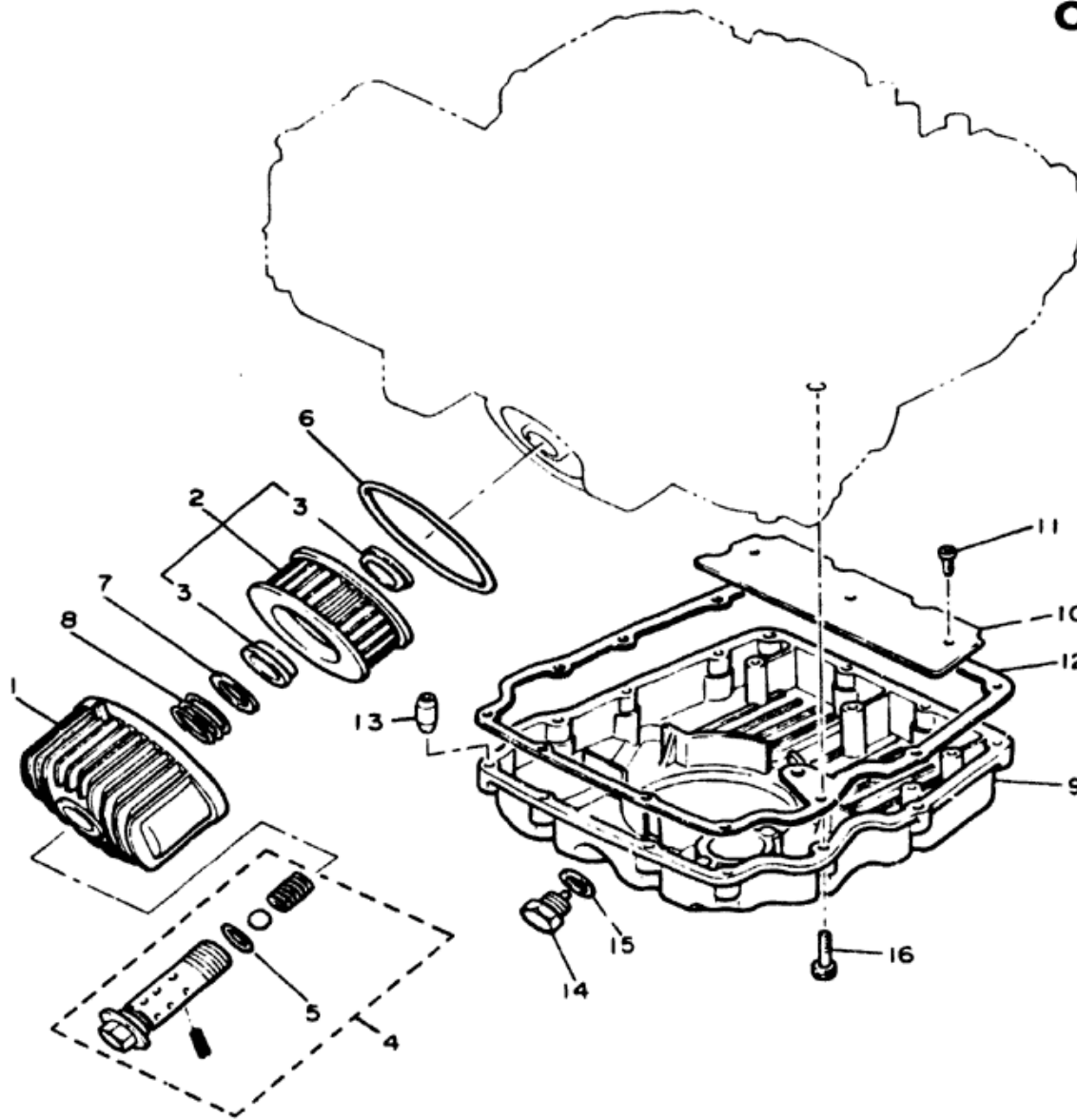
OIL PUMP

Ref. No.	Part Number	Description	Qty	Remarks
1	5G2-13300-00-00	OIL PUMP ASS'Y.	1	
2	5G2-13355-00-00	SPROCKET, driven ...	1	
3	90105-06154-00	BOLT, washer based	1	
4	90110-06035-00	BOLT, hexagon socket head.	2	
5	4H7-13327-00-00	COVER, pump gear	1	
6	4H7-13328-00-00	GROMMET, gear cover	1	
7	93210-18319-00	O-RING	1	
8	91316-06025-00	BOLT	1	
9	94580-25062-00	CHAIN (DID25 62L) ...	1	
10	4H7-13354-00-00	SPROCKET, drive (25T)	1	
11	93315-23208-00	BEARING, cylindrical. ...	1	



5G2110-1060

OIL FILTER



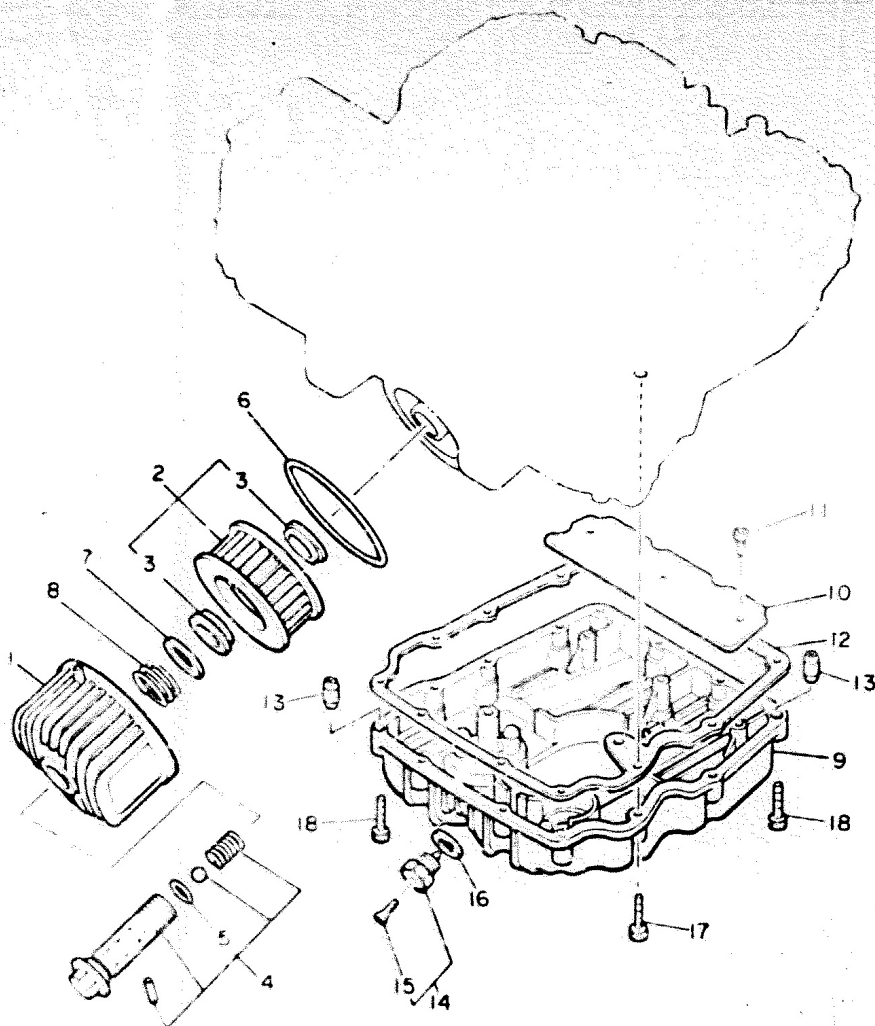
Ref. No.	Part Number	Description	Qty	Remarks
1	4K0-13447-00-00	COVER, oil element	1	
2	1L9-13440-91-00	ELEMENT ASS'Y, oil cleaner	1	
3	90480-23193-00	. GROMMET	2	
4	4W5-13340-00-00	BY-PASS VALVE ASS'Y	1	
5	93210-16629-00	. O-RING (93210-16325)	1	
6	93210-87723-00	O-RING (93210-88324)	1	
7	90201-21603-00	WASHER, plate	1	
8	90501-20422-00	SPRING, compression	1	
9	31A-13417-00-00	COVER, strainer	1	
10	4H7-13337-00-00	PLATE, baffle lower	1	
11	92580-06010-00	SCREW, pan head (92503-06010)	3	
12	4H7-13414-01-00	GASKET, strainer cover	1	
13	99510-08016-00	PIN, dowel (91810-18016)	2	
14	4X7-13455-00-00	PLUG	1	
15	214-11198-01-00	GASKET	1	
16	91311-06030-00	BOLT	13	



31E171-3070

FIG. 8 OIL CLEANER

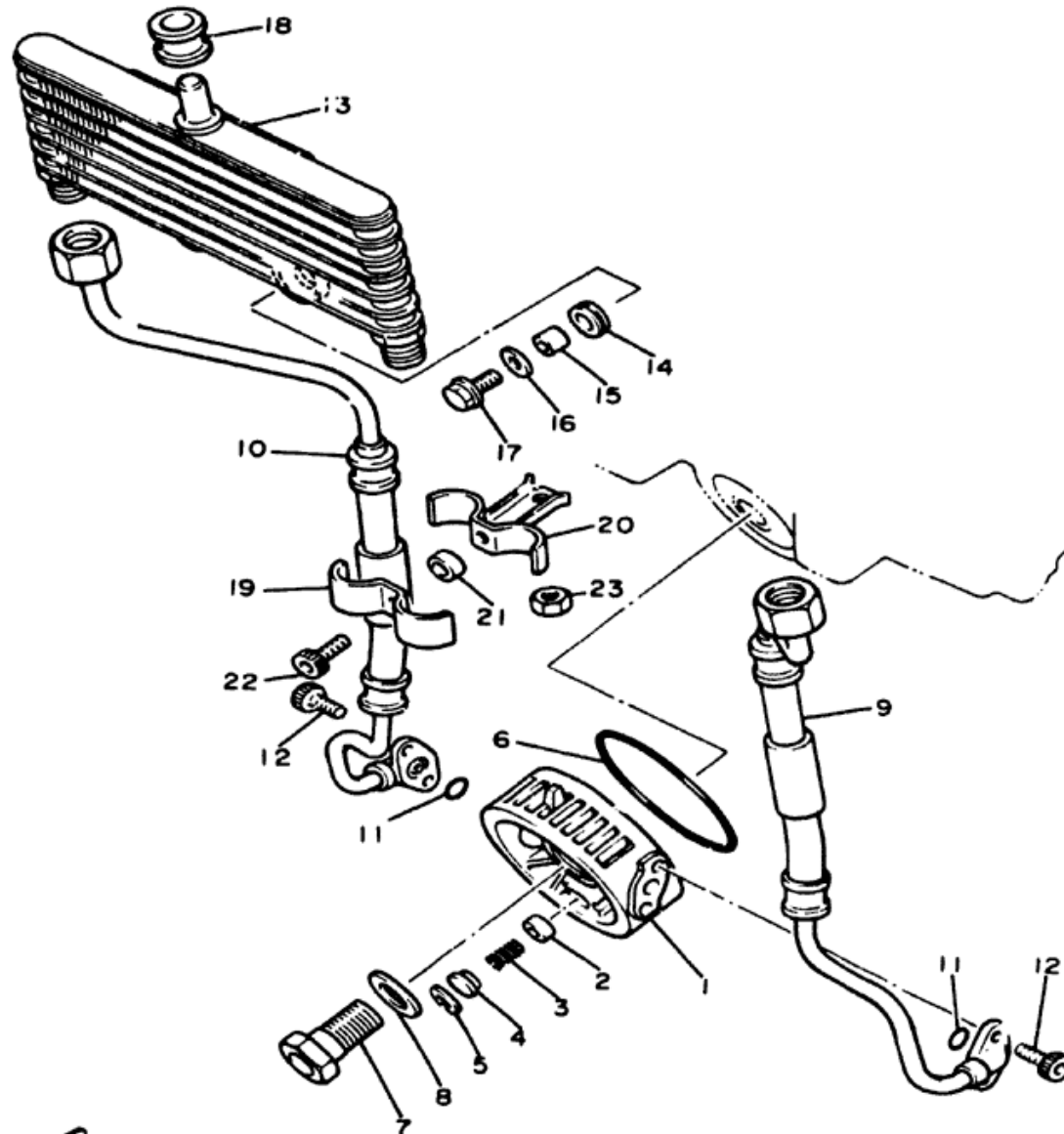
REF. NO.	PART NO.	DESCRIPTION	Q'TY	REMARKS
1	4H7-13447-00	COVER, oil element	1	
2	1L9-13440-91	ELEMENT ASSY, oil cleaner	1	
3	90480-23193	GROMMET	2	
4	1L9-13340-01	BY-PASS VALVE ASSY	1	
5	93210-16325	O-RING	1	
6	93210-66324	O-RING	1	
7	90201-21008	WASHER, Plate	1	
8	90501-20422	SPRING, compression	1	
9	31A-13417-00	COVER, strainer	1	
10	4H7-13537-00	PLATE, baffle lower	1	
11	92501-06010	SCREW, Pan head	3	
12	4H7-13414-01	GASKET, strainer cover	1	
13	91810-13016	PIN, dowel	2	
14	4X7-13455-00	PLUG	1	
15	98901-06008	SCREW, blind	1	
16	214-11198-01	GASKET	1	
17	91311-06030	BOLT	11	
18	91311-06040	BOLT	2	



42N300 4080

B10

OIL COOLER

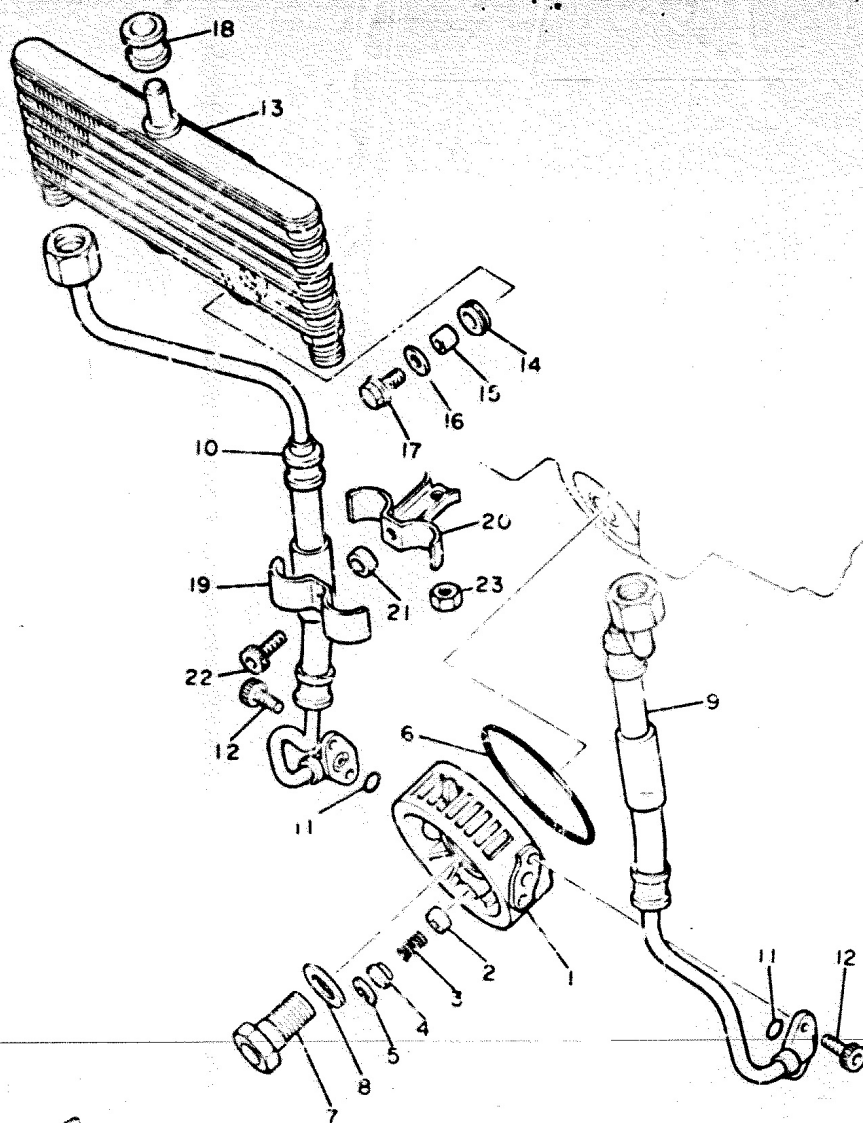


Ref. No.	Part Number	Description	Qty	Remarks
1	4K0-13461-00-00	PLATE, adaptor.....	1	
2	2H9-13493-00-00	PLUNGER.....	1	
3	90501-12413-00	SPRING, compression	1	
4	90209-06173-00	WASHER.....	1	
5	99009-17500-00	CIRCLIP (93420-17048)	1	
6	93210-87723-00	O-RING (93210-88324)	1	
7	90401-20089-00	BOLT, union.....	1	
8	90201-25526-00	WASHER, plate (T2.0)	1	
9	31A-13464-00-00	HOSE, oil 1.....	1	
10	31A-13465-00-00	HOSE, oil 2.....	1	
11	93210-10197-00	O-RING.....	2	
12	91316-06016-00	BOLT.....	4	
13	31A-13470-01-00	OIL COOLER ASS'Y (31A-13470-00).....	1	
14	90480-15235-00	GROMMET.....	2	
15	90387-060A7-00	COLLAR.....	2	
16	90209-06174-00	WASHER.....	2	
17	95826-06020-00	BOLT, flange.....	2	
18	90480-16284-00	GROMMET.....	1	
19	90462-10066-00	CLAMP.....	1	
20	90462-10067-00	CLAMP.....	1	
21	90387-07598-00	COLLAR (90387-07038)	1	
22	91316-06025-00	BOLT.....	1	
23	95311-08700-00	NUT.....	1	



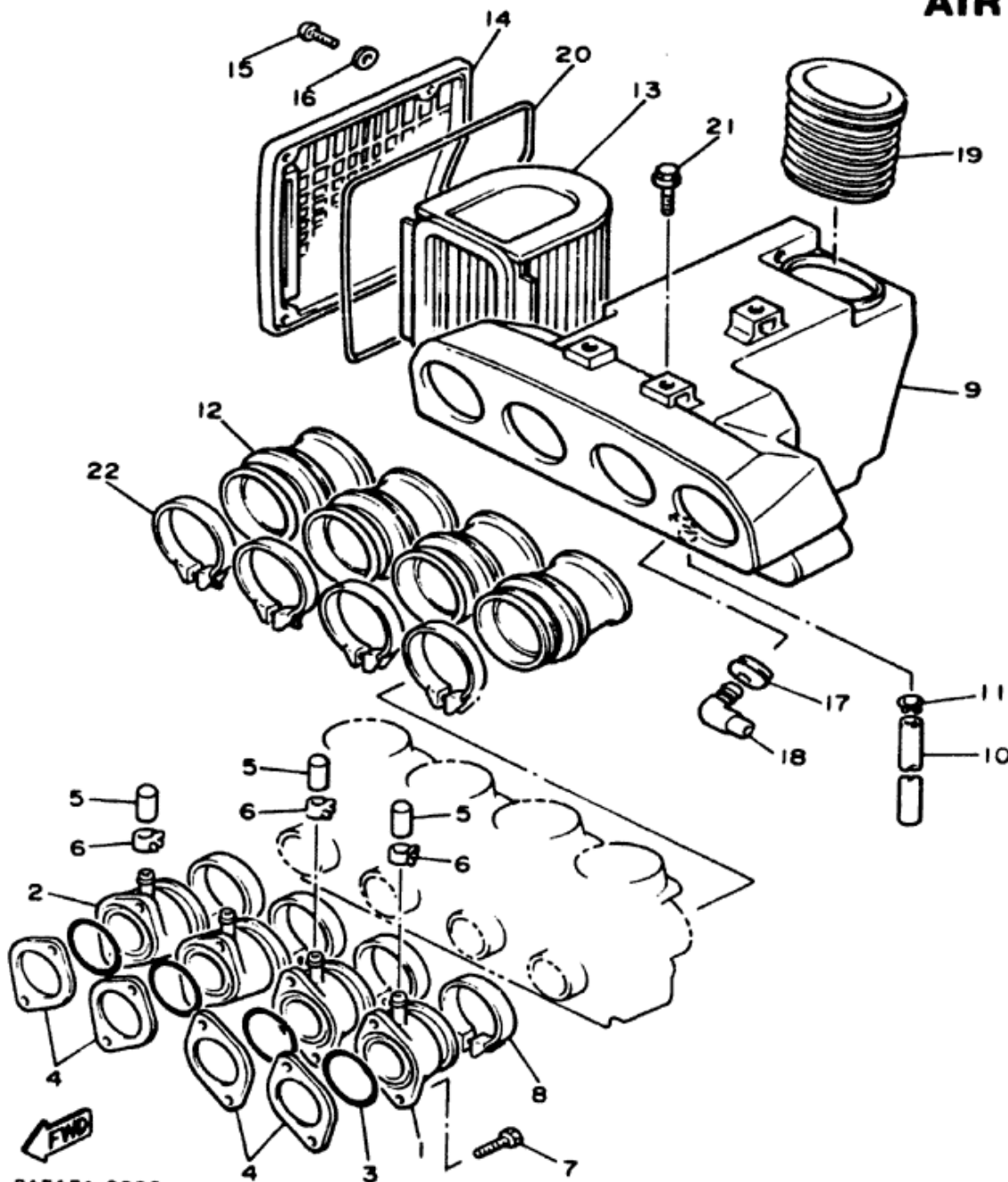
31E171-3080

FIG. 7 OIL COOLER



REF. NO.	PART NO.	DESCRIPTION	Q'TY	REMARKS
1	5N1-13461-00	PLATE, adaptor	1	
2	2H9-13193-00	PLUNGER	1	
3	90501-12413	SPRING, compression	1	
4	90209-06173	WASHER	1	
5	93420-17046	CIRCLIP	1	
6	93210-88324	O-RING	1	
7	90401-20089	BOLT, union	1	
8	90201-25626	WASHER, Plate (T2.0)	1	
9	31A-13464-00	HOSE, oil 1	1	
10	31A-13455-00	HOSE, oil 2	1	
11	93210-10197	O-RING	2	
12	91316-06016	BOLT	4	
13	31A-13470-01	OIL COOLER ASSY	1	
14	90480-18235	GROMMET	2	
15	90367-080A	COLLAR	2	
16	90209-06174	WASHER	2	
17	95826-06020	BOLT, flange	2	
18	90480-16284	GROMMET	1	
19	90462-10066	CLAMP	1	
20	90462-10067	CLAMP	1	
21	90367-07038	COLLAR	1	
22	91316-06025	BOLT	1	
23	95311-08700	NUT	1	

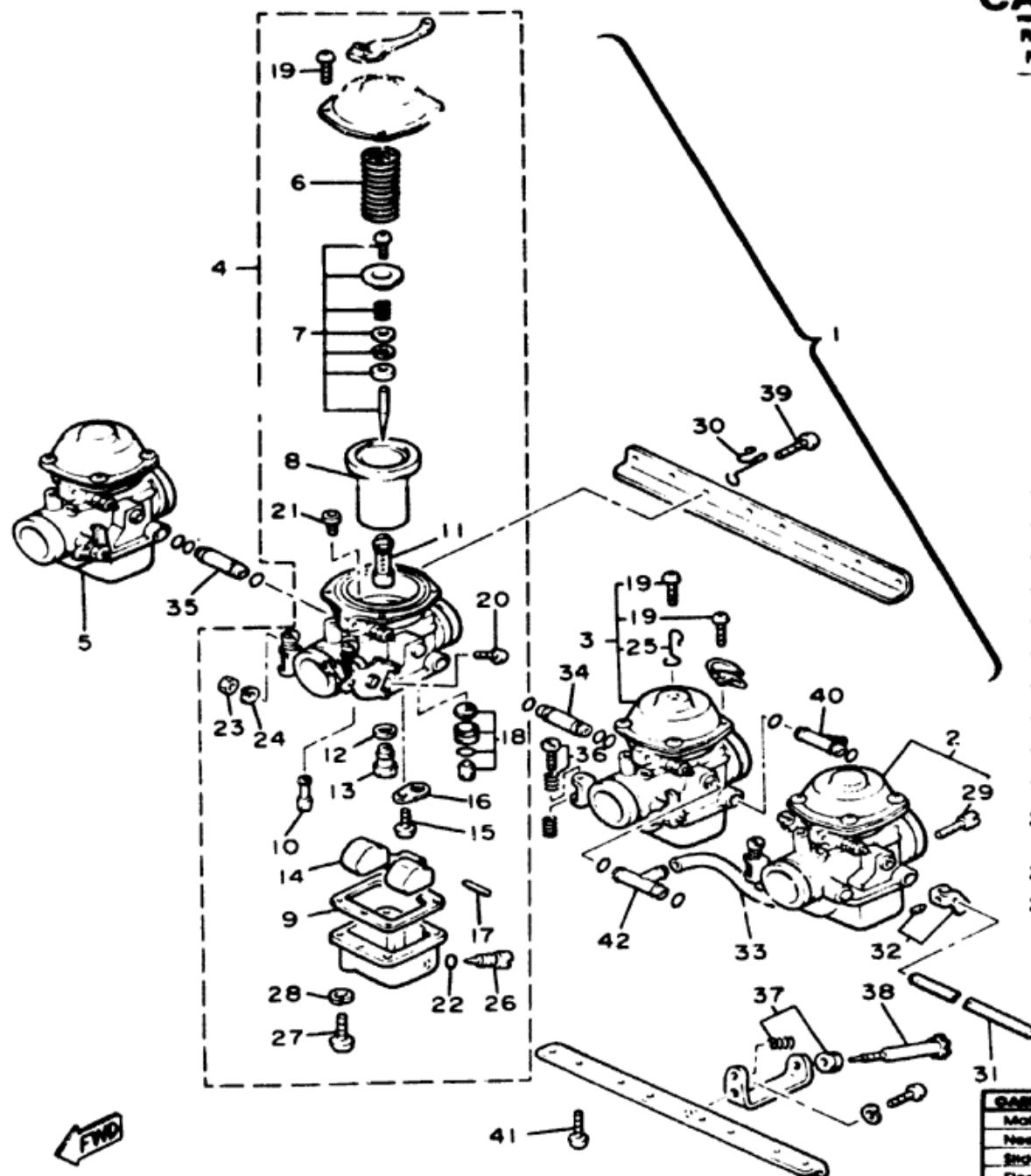
AIR FILTER



Ref. No.	Part Number	Description	Qty	Remarks
1	31A-13586-00-00	JOINT, carburetor 1....	2	
2	31A-13596-00-00	JOINT, carburetor 2....	2	
3	93210-37532-00	O-RING	4	
4	31A-13556-00-00	GASKET, manifold	4	
5	16G-13569-00-00	PLUG, blind (1J7-13569-00)	3	
6	90467-10039-00	CLIP	3	
7	91316-06020-00	BOLT	8	
8	90460-52215-00	CLAMP, hose	4	
9	31A-14401-00-00	AIR CLEANER CASE ASS'Y.	1	
10	90445-11182-00	HOSE	1	
11	90467-09006-00	CLIP	1	
12	31A-14453-00-00	JOINT, air cleaner 1....	4	
13	31A-14451-00-00	ELEMENT, air cleaner	1	
14	31A-14412-00-00	CAP, cleaner case 1....	1	
15	92580-06020-00	SCREW, pan head (92503-06020)	4	
16	90201-061A5-00	WASHER, plate (92901-06600)	4	
17	31A-14435-00-00	GROMMET	1	
18	31A-14419-00-00	PIPE	1	
19	31A-14437-00-00	DUCT	1	
20	31A-14452-00-00	SEAL	1	
21	90119-06029-00	BOLT, w/washer	3	
22	90460-58015-00	CLAMP, hose (90460-58124)	4	

31E171-3090

CARBURETOR

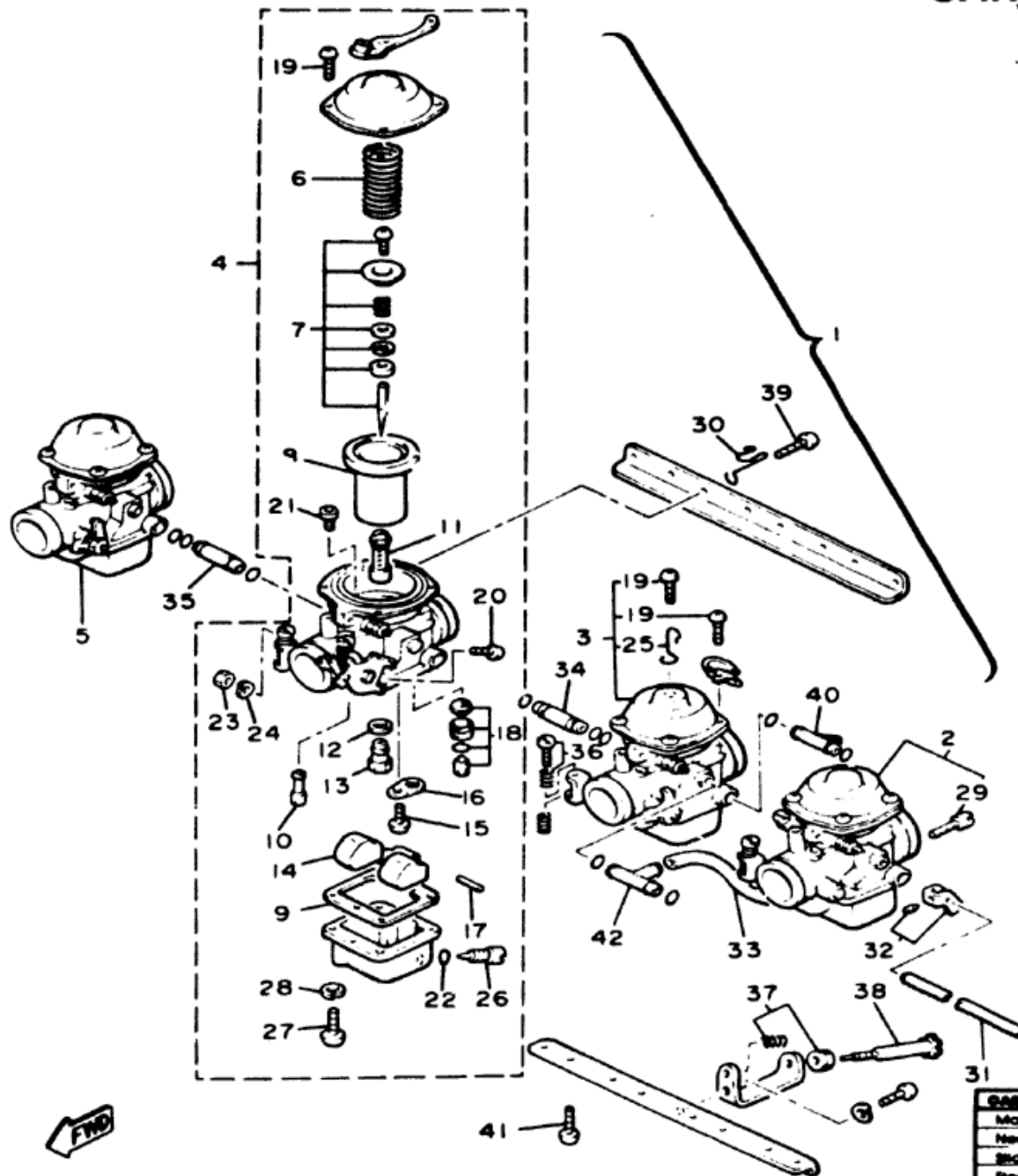


Ref. No.	Part Number	Description	Qty	Remarks
1		CARBURETOR ASS'Y	1	N/A
2	35H-14901-00-00	CARBURETOR ASS'Y 1	1	
3	35H-14902-00-00	CARBURETOR ASS'Y 2	1	
4	35H-14903-00-00	CARBURETOR ASS'Y 3	1	
5	35H-14904-00-00	CARBURETOR ASS'Y 4	1	
6	3G1-14933-00-00	SPRING, diaphragm	4	
7	35H-1490J-00-00	NEEDLE SET	4	
8	3H5-14940-00-00	DIAPHRAGM ASS'Y	4	
9	12R-14984-00-00	GASKET, float chamber	4	
10	400-14142-37-A0	JET, pilot (#37.5)	4	
11	16H-14941-90-00	NOZZLE, main	4	
12	137-14153-00-00	WASHER, main jet	4	
13	620-14231-71-A0	JET, main (#102.5)	4	
14	3H5-14985-00-00	FLOAT	4	
15	98501-04005-00	SCREW, pan head	4	
16	2H0-14146-00-00	PLATE	4	
17	537-14186-00-00	PIN, float	4	
18	12R-14107-20-00	NEEDLE VALVE SET	4	
19	97801-05010-00	SCREW, pan head	16	
20	98302-05006-00	SCREW, cylinder head	4	
21	12R-1410A-00-00	STARTER SET	4	
22	214-14147-00-00	O-RING	4	

Carburetor - Manufacturer / Type / I.D. Number	Mikuni / 5536 / 35H-00
Main Jet / Pilot Jet / Pilot Screw (Turns Out)	102.5 / 37.5
Needle Jet / Jet Needle-Clip Position	Y-0 / 4H2 Free
Slide Cylinders	6
Float Level / Fuel Level	NA / 6.0 ± 1mm
Idle rpm	1050 rpm
Max CO ₂ / Max HC ₂ / 1st CO	7.0% / 700 ppm / 3 ± 0.5%

35H110-3100

CARBURETOR



Ref No.	Part Number	Description	Qty	Remarks
23	95303-08700-00	NUT (98802-06300)	3	
24	92990-06100-00	WASHER, spring (92903-06100)	3	
25	90462-13032-00	CLAMP	1	
26	2L1-14191-00-00	PLUG, drain	4	
27	98580-06016-00	SCREW, panhead (98501-06016)	16	
28	92903-06100-00	WASHER, spring (92901-06100)	16	
29	3G2-14231-32-00	JET, main (#180) (256-14944-32)	4	
30	11T-14139-00-00	CLIP, pipe	1	
31	31A-1490L-00-00	STARTER LEVER SET, 1	1	
32	31A-1490M-00-00	STARTER LEVER SET, 2	4	
33	35H-14987-00-00	HOSE	2	
34	16H-14251-00-00	NIPPLE	1	
35	31A-14988-00-00	PIPE, starter connecting	1	
36	31A-1490K-00-00	STOP SCREW SET	3	
37	31A-14103-00-00	THROTTLE SCREW SET	1	
38	97801-06010-00	SCREW, pan head	8	
39	4U8-14122-00-00	SCREW, throttle	1	
40	3H3-14988-00-00	NIPPLE	1	
41	97801-06014-00	SCREW, pan head	8	
42	17A-14251-00-00	NIPPLE	2	

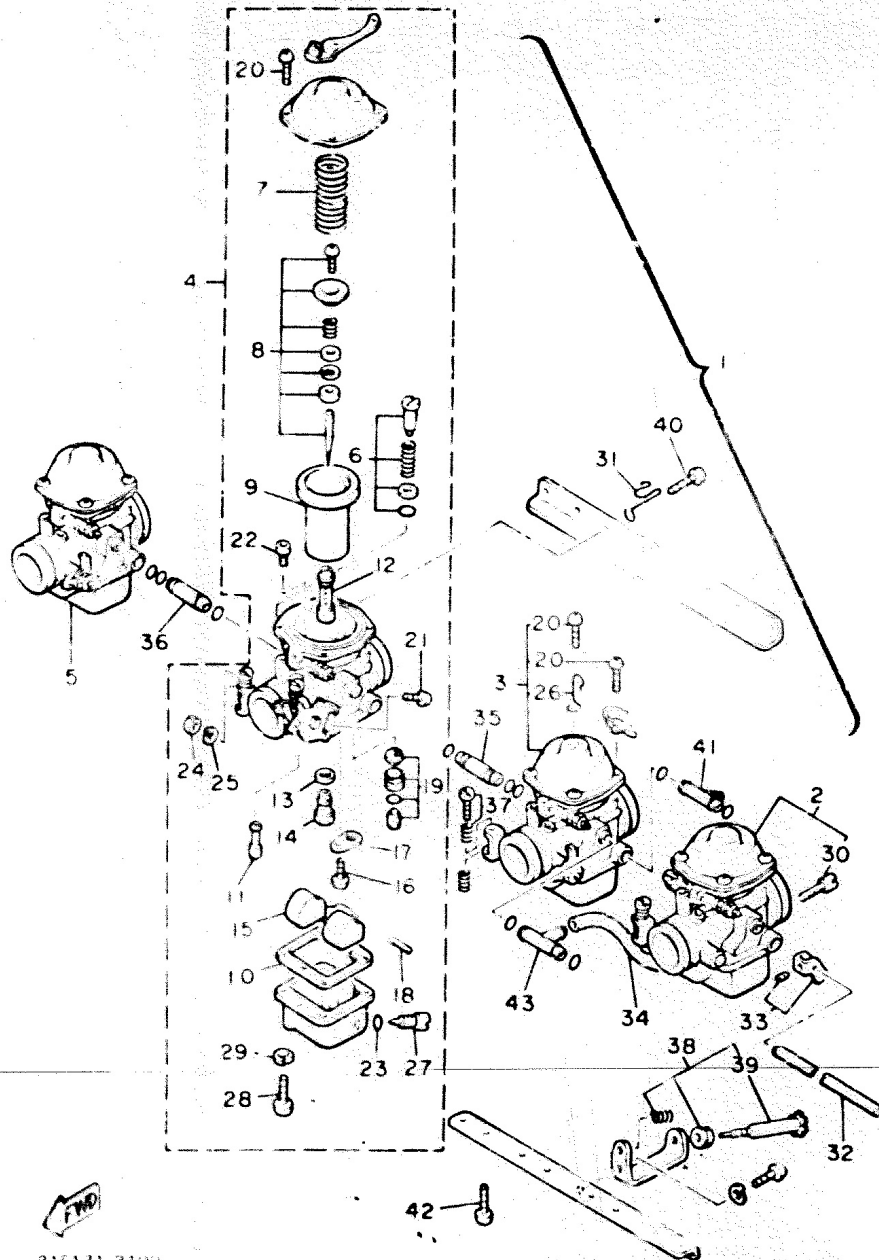


35H110-3100

Carburetor - Manufacturer / Type / L.D. Number	Mitsumi / 8636 / 36H-00
Main Jet / Pilot Jet / Pilot Screw (Turns Out)	102.5 / 37.5
Needle Jet / Jet Needle-Clip Position	Y-O / 4th Feed
Idle Cut-off	0
Pilot Level / Fuel Level	NA / 5.0 ± 1mm
Idle rpm	1080 rpm
Max CO ₂ / Max HC ₂ / Jet CO	7.0% / 700 ppm / 3 ± 0.5%

B-5

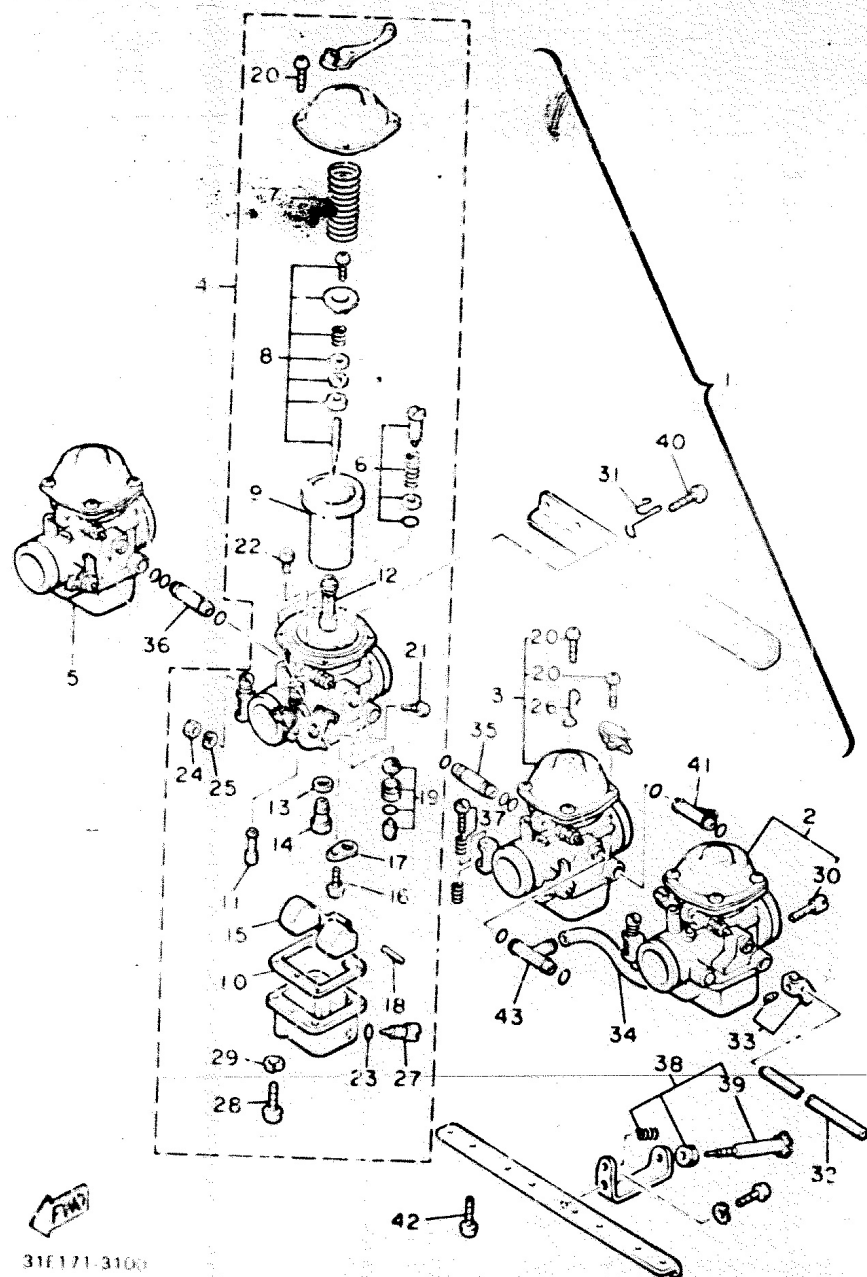
FIG. 10 CARBURETOR



REF. NO.	PART NO.	DESCRIPTION	Q'TY	REMARKS
1	31A-14900-00	CARBURETOR ASSY	1	
2	31A-14901-00	•CARBURETOR ASSY 1	1	
3	31A-14902-00	•CARBURETOR ASSY 2	1	
4	31A-14903-00	•CARBURETOR ASSY 3	1	
5	31A-14904-00	•CARBURETOR ASSY 4	1	
6	12R-14105-00	•PILOT SCREW SET	4	
7	3G1-14933-00	•SPRING, diaphragm	4	
8	31A-1490J-00	•NEEDLE SET	4	
9	3H5-14940-00	•DIAPHRAGM ASSY	4	
10	12R-14964-00	•GASKET, float chamber	4	
11	4G0-14142-40	•JET, Pilot (# 40)	4	
12	16H-14941-80	•NOZZLE, main	4	
13	137-14153-00	•WASHER, main Jet	4	
14	620-14231-71	•JET, main (#102.5)	4	
15	3H5-14985-00	•FLOAT	4	
16	98502-04006	•SCREW, Pan head	4	
17	2H0-14146-00	•PLATE	4	
18	537-14186-00	•PIN, float	4	
19	12R-14107-20	•NEEDLE VALVE SET	4	
20	97801-C5010	•SCREW, Pan head	16	
21	98302-05006	•SCREW, cylinder head	4	
22	12R-1410A-00	•STARTER SET	4	
23	214-14147-00	•O-RING	4	
24	98802-08300	•NUT	3	
25	92901-08100	•WASHER, spring	3	
26	90462-13032	•CLAMP	1	
27	2L1-14191-00	•PLUG, drain	4	
28	98501-05016	•SCREW, Pan head	16	

31F171 3100

FIG. 10 CARBURETOR

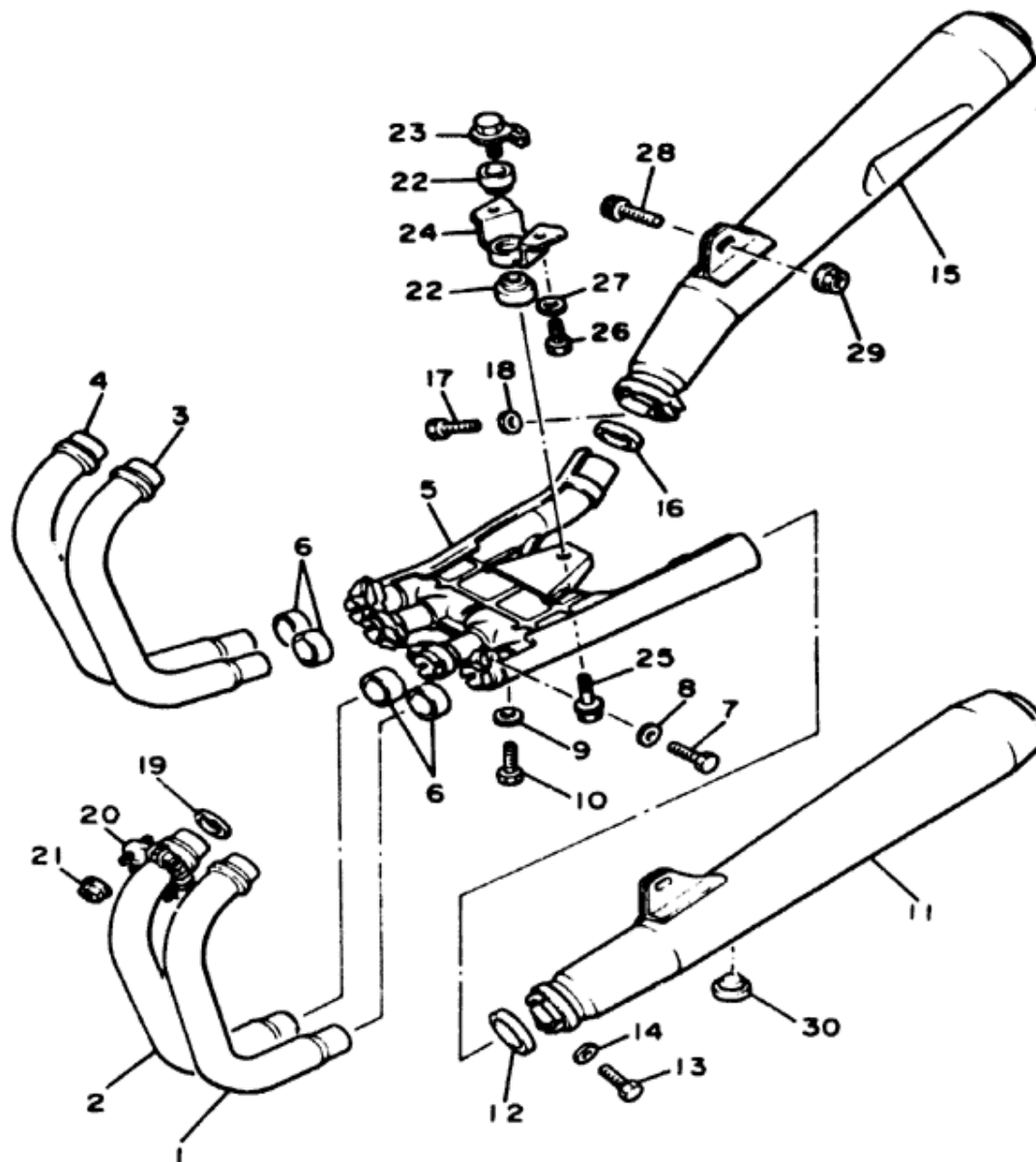


REF. NO.	PART NO.	DESCRIPTION	Q'TY	REMARKS
29	92901-05100	•WASHER, spring	16	
30	256-14944-32	•JET, main (#160)	4	
31	11T-14139-00	•CLIP, pipe	1	
32	31A-1490L-00	•STARTER LEVER SET, 1	1	
33	31A-1490M-00	•STARTER LEVER SET, 2	4	
34	35H-14987-00	•HOSE	2	
35	16H-14251-00	•NIPPLE	1	
36	31A-14988-00	•PIPE, starter connecting	1	
37	31A-1490K-00	•STOP SCREW SET	3	
38	31A-14103-00	•THROTTLE SCREW SET	1	
39	97801-05010	•SCREW, Pan head	8	
40	408-14122-00	•SCREW, throttle	1	
41	3H3-14988-00	•NIPPLE	1	
42	97801-06014	•SCREW, Pan head	8	
43	17A-14251-00	•NIPPLE	2	

FWD

31F171-3100

EXHAUST



Ref. No.	Part Number	Description	Qty	Remarks
1	31A-14611-00-00	PIPE, exhaust 1	1	
2	31A-14621-00-00	PIPE, exhaust 2	1	
3	31A-14631-00-00	PIPE, exhaust 3	1	
4	31A-14641-00-00	PIPE, exhaust 4	1	
5	31A-14615-00-00	JOINT, exhaust 1	1	
6	31A-14714-00-00	GASKET, muffler	4	
7	97313-08025-00	BOLT (97311-08025)	4	
8	92901-08600-00	WASHER, plate	4	
9	92990-08600-00	WASHER, plate	4	
10	90101-08575-00	BOLT	4	
11	35H-14711-80-00	MUFFLER 1	1	
12	1L9-14714-01-00	GASKET, muffler	1	
13	97313-08025-00	BOLT (97311-08025)	1	
14	92901-08600-00	WASHER, plate	1	
15	35H-14721-80-00	MUFFLER 2	1	
16	1L9-14714-01-00	GASKET, muffler	1	
17	97313-08025-00	BOLT (97311-08025)	1	
18	92901-08600-00	WASHER, plate	1	
19	4H7-14613-00-00	GASKET, exhaust pipe	4	
20	31A-14612-00-00	NUT, ring	4	
21	90179-06499-00	NUT (90179-06306)	8	
22	4K0-14747-00-00	DAMPER, muffler	2	
23	4K0-14638-00-00	COLLAR	1	
24	4K0-14791-00-00	STAY, muffler	1	
25	95801-10040-00	BOLT, flange	1	
26	97313-08025-00	BOLT (97311-08025)	2	
27	92901-08600-00	WASHER, plate	2	
28	91311-10025-00	BOLT	2	
29	95702-10500-00	NUT, flange (95702-10100)	2	
30	1A0-27114-00-00	STOPPER, main stand	1	



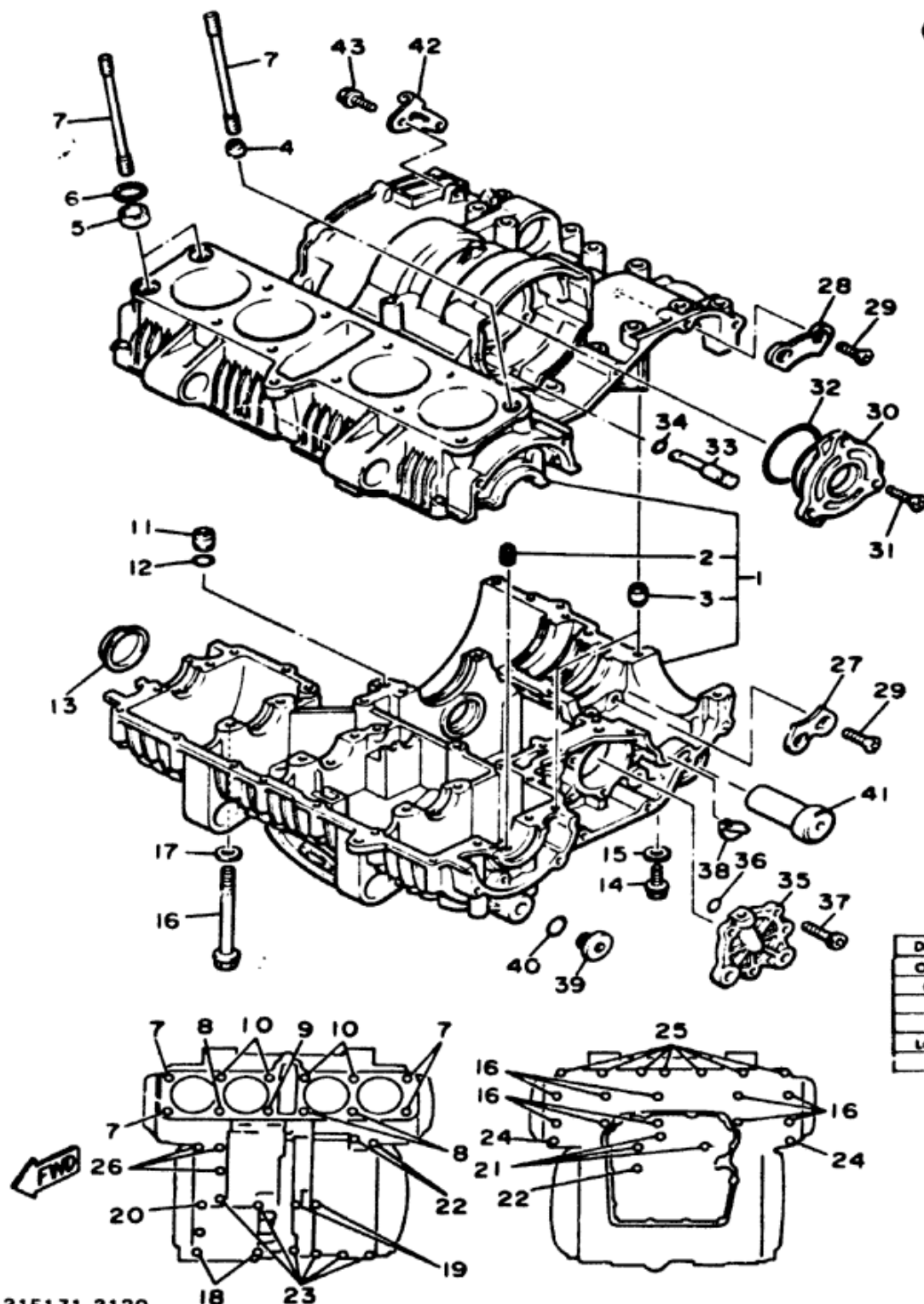
31E171-3110

Max CO₂ / Max HC₂ / Set CO

7.0% / 700 ppm / 3 ± 0.5%

"These replacement parts comply with all Florida laws and regulations requiring testing and certification of exhaust system replacement parts."

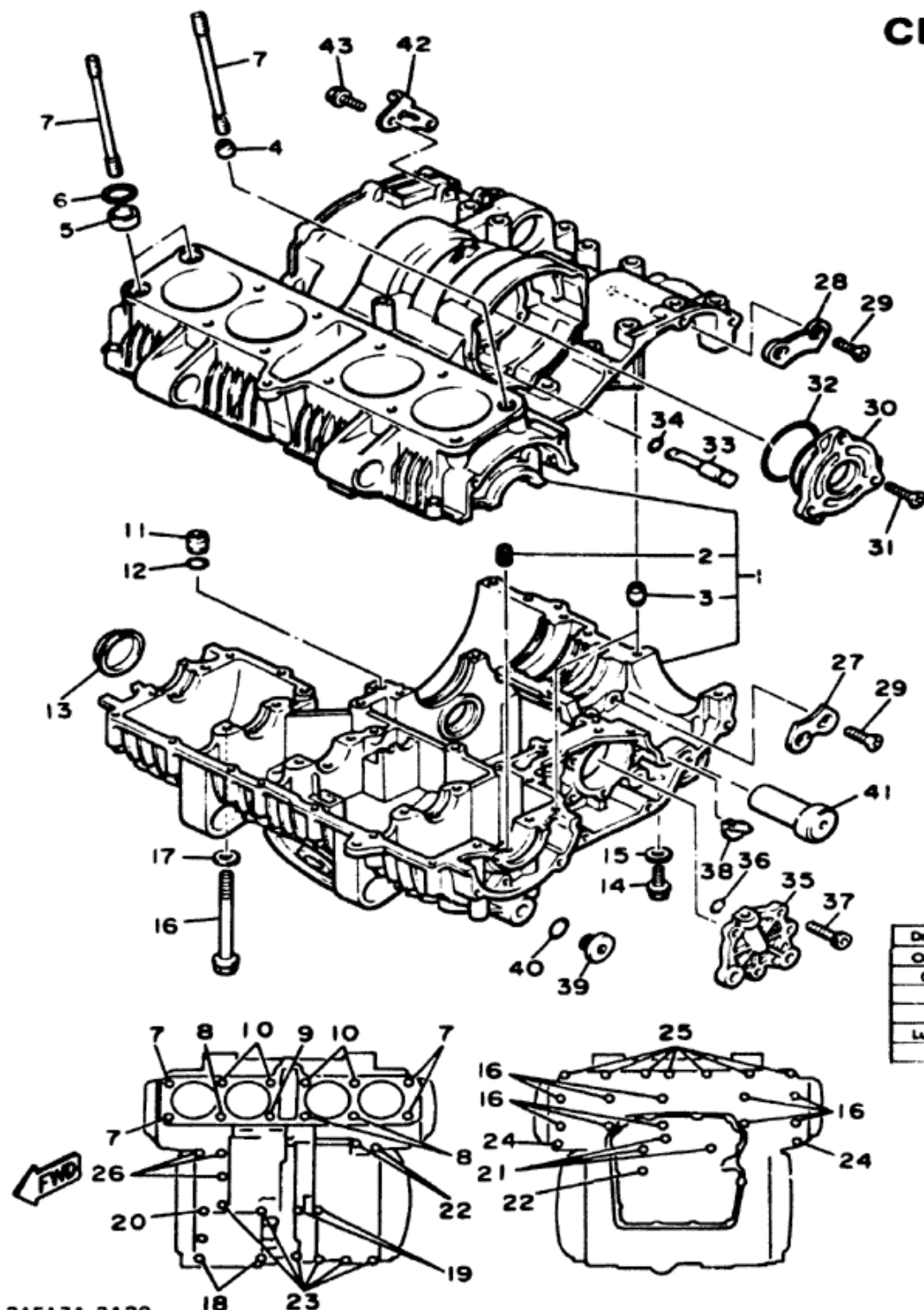
CRANKCASE



Ref. No.	Part Number	Description	Qty	Remarks
1	35H-15100-00-00	CRANKCASE ASS'Y ...	1	
2	4H7-15138-00-00	NOZZLE 1.....	3	
3	99530-12016-00	PIN, dowel (91830-22016).....	3	
4	99530-14016-00	PIN, dowel (91820-24016).....	1	
5	90387-16547-00	COLLAR.....	2	
6	93210-18322-00	O-RING.....	2	
7	90116-10330-00	BOLT, stud.....	4	
8	90116-10329-00	BOLT, stud.....	3	
9	90116-10328-00	BOLT, stud.....	1	
10	4H7-11363-00-00	BOLT, cylinder holding 3	4	
11	99530-12016-00	PIN, dowel (91830-22016).....	1	
12	93210-11124-00	O-RING.....	1	
13	4H7-15167-10-00	PLUG, blind 1.....	1	
14	90105-08003-00	BOLT, washer based ...	1	
15	90201-08087-00	WASHER, plate.....	1	
16	95811-08105-00	BOLT, flange.....	10	
17	90201-094G1-00	WASHER, plate (90201-08366).....	8	
18	95811-08065-00	BOLT, flange.....	2	
19	95811-06135-00	BOLT, flange.....	2	
20	95811-06120-00	BOLT, flange.....	1	
21	95811-06080-00	BOLT, flange.....	3	
22	95811-06070-00	BOLT, flange.....	3	
23	95811-06060-00	BOLT, flange.....	6	

Drain Plug	M14 23 mag
Oiling System	Wet sump
Capacity Dry	3400cc
Oil and Filter Change	2800cc
Oil Change Only	2800cc
Lubricant Temp. Above 8°C (46°F)	Yamalube 4" or SAE 20W40 SE or SF
Temp. Below 18°C (60°F)	SAE 10W30 SE or SF

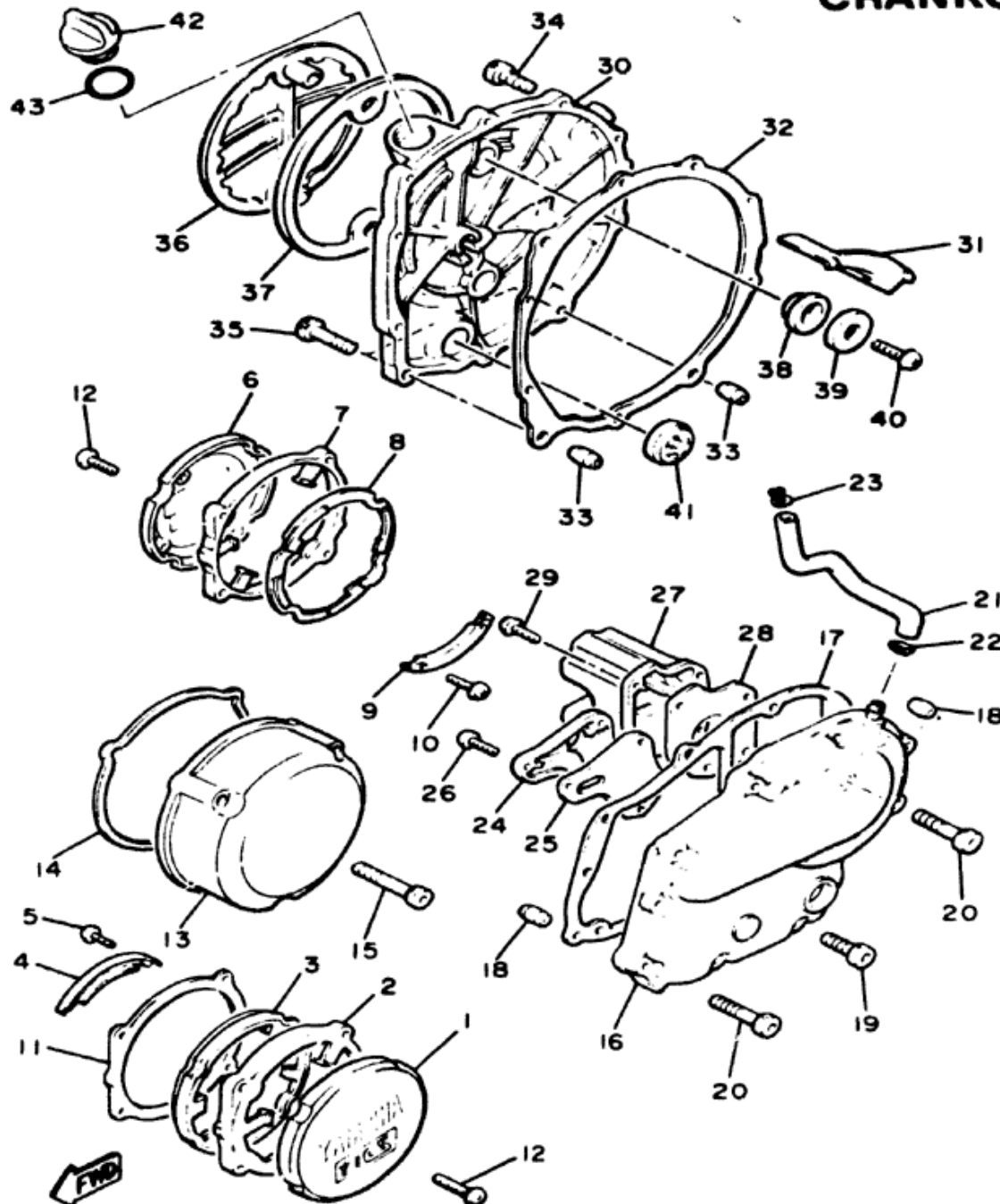
CRANKCASE



Ref. No.	Part Number	Description	Qty	Remarks
24	95811-08055-00	BOLT, flange	2	
25	95811-08045-00	BOLT, flange	7	
26	95811-08035-00	BOLT, flange	3	
27	31A-15381-00-00	PLATE, bearing cover	1	
28	31A-1E383-00-00	PLATE, bearing cover	1	
29	90149-08152-00	SCREW	4	
30	4H7-15163-01-00	HOUSING, bearing	1	
31	90151-08014-00	SCREW, countersunk	3	
32	93210-62439-00	O-RING	1	
33	4H7-13454-00-00	NOZZLE	1	
34	93210-07540-00	O-RING	1	
35	16G-15164-00-00	HOUSING, bearing 2	1	
36	93210-07438-00	O-RING	1	
37	91311-08020-00	BOLT	3	
38	4H7-15385-00-00	GROMMET	1	
39	4H7-15189-00-00	PLUG (4K0-15189-00)	2	
40	93210-21276-00	O-RING	2	
41	90387-125A2-00	COLLAR	2	
42	4K0-15441-00-00	HOLDER, clutch cable	1	
43	91316-08012-00	BOLT	2	

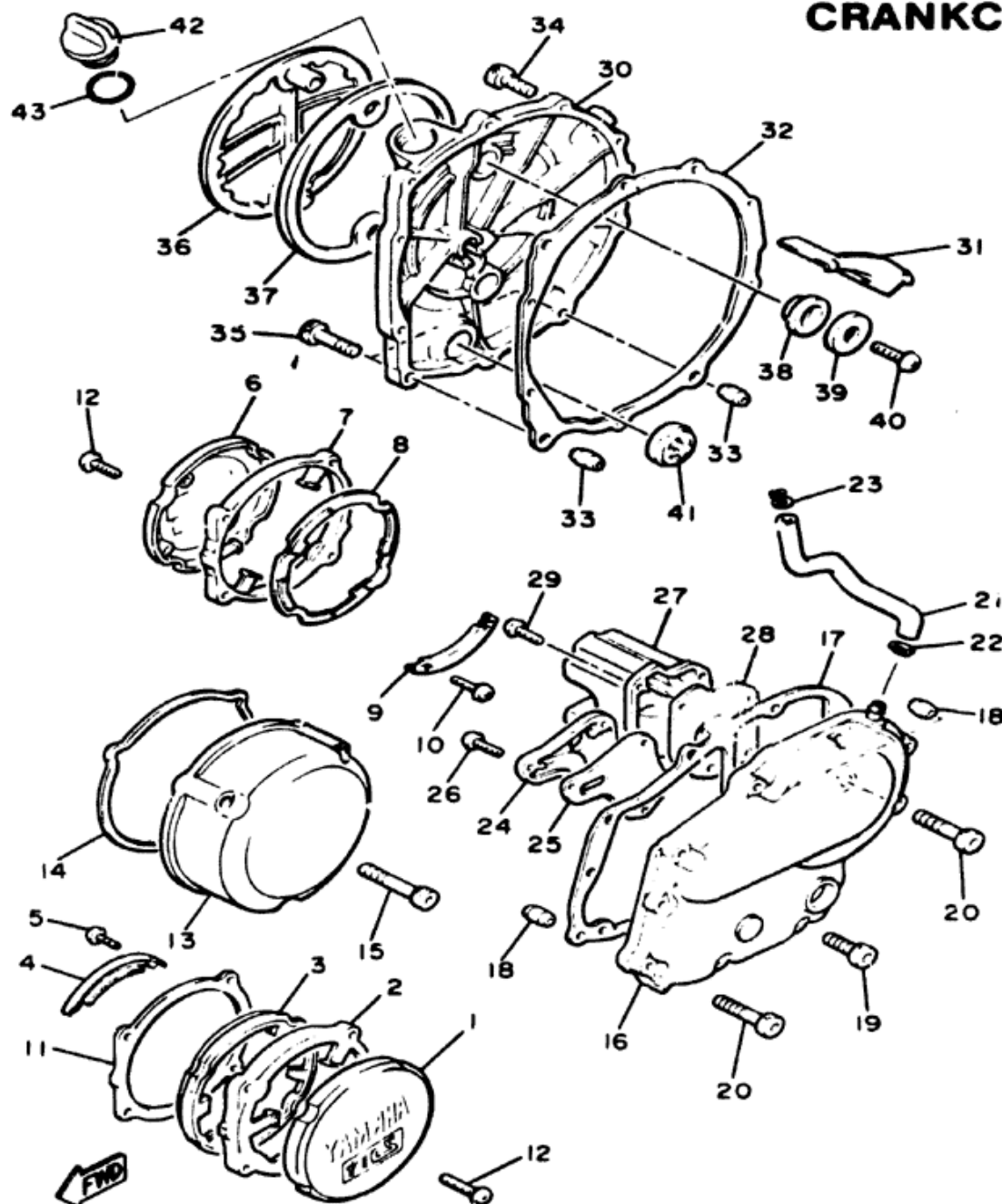
Drain Plug	M14 2.3 m-tg
Oiling System	Wet Sump
Capacity Dry	3400cc
Oil and Filter Change	2900cc
Oil Change Only	2500cc
Lubricant: Temp. Above 5°C (40°F)	Yamahube 4" or SAE 20W-50 SE or SF
Temp. Below 15°C (60°F)	SAE 10W/30 SE or SF

CRANKCASE COVER 1



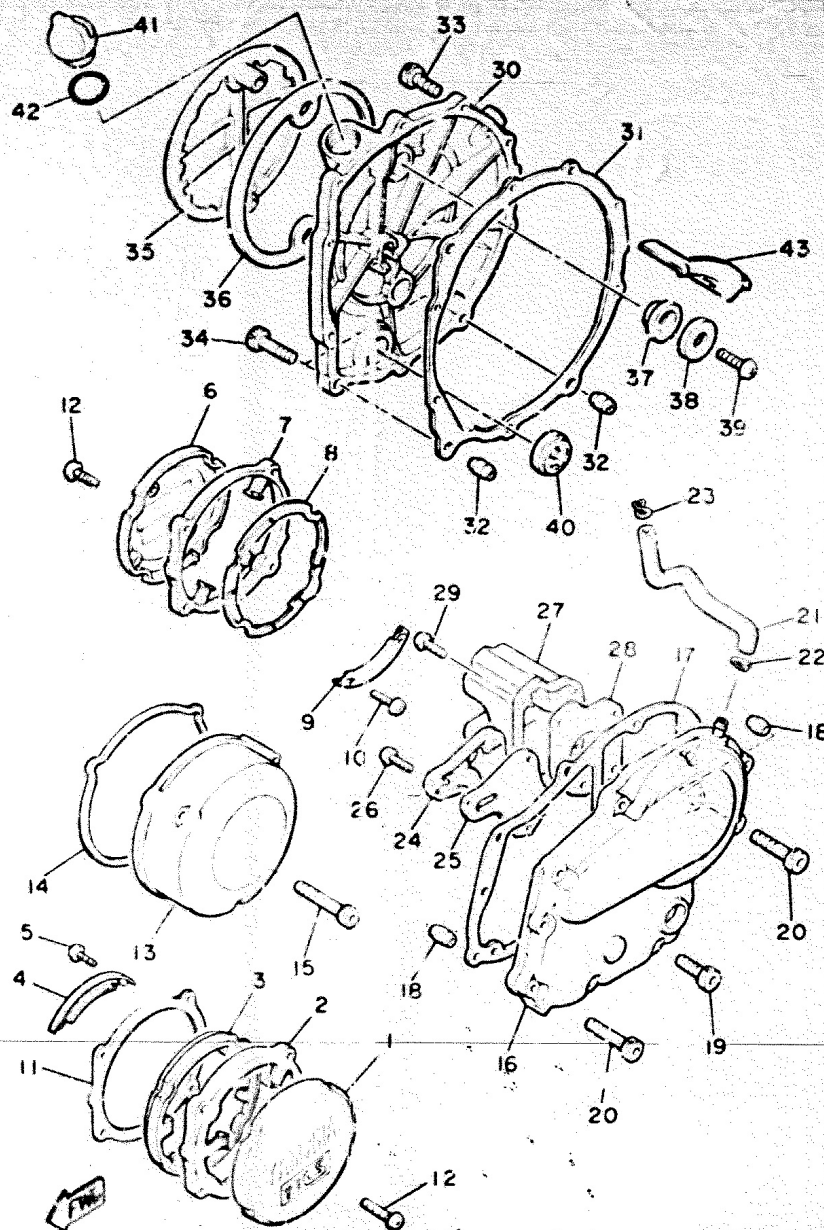
Ref. No.	Part Number	Description	Qty	Remarks
1	22N-15416-00-00	COVER, oil pump	1	
2	22N-15431-01-00	COVER, crankcase 3 (22N-15431-00)	1	
3	22N-15449-00-00	RING, rubber.	2	
4	22N-15144-00-00	PLATE, lock.	2	
5	92580-06010-00	SCREW, pan head (92503-06010)	4	
6	22N-15426-00-00	COVER, oil pump 2	1	
7	22N-15431-01-00	COVER, crankcase 3 (22N-15431-00)	1	
8	22N-15449-00-00	RING, rubber.	1	
9	22N-15144-00-00	PLATE, lock.	2	
10	92580-06010-00	SCREW, pan head (92503-06010)	4	
11	4H7-15456-00-00	GASKET, oil pump cover 1	1	
12	98906-06020-00	SCREW, bind	8	
13	5G2-15415-00-00	COVER, generator	1	
14	4H7-15455-00-00	GASKET 1	1	
15	91316-06070-00	BOLT	3	
16	5G2-15409-10-00	CRANKCASE COVER ASS'Y.	1	
17	4H7-15451-00-00	GASKET, crankcase cover	1	
18	99530-10014-00	PIN, dowel (91830-21014)	2	
19	91316-06025-00	BOLT	8	
20	91316-06040-00	BOLT	2	
21	5G2-11166-00-00	PIPE, breather 1	1	

CRANKCASE COVER 1



Ref. No.	Part Number	Description	Qty	Remarks
22	90467-14015-00	CLIP.....	1	
23	90468-08104-00	CLIP.....	1	
24	4H7-15346-00-00	BREATHER 1	1	
25	4H7-15457-00-00	GASKET.....	1	
26	92501-06014-00	SCREW, pan head	3	
27	4H7-15347-00-00	BREATHER 2	1	
28	4H7-15467-00-00	GASKET.....	1	
29	92501-06014-00	SCREW, pan head	4	
30	4K0-15421-01-00	COVER, crankcase 2 ...	1	
31	4H7-15412-01-00	SCRAPER, cil.....	1	
32	4H7-15461-01-00	GASKET, crankcase cover 2.....	1	
33	99530-10014-00	PIN, dowel (91830-21014)	2	
34	91316-06025-00	BOLT	8	
35	91316-06040-00	BOLT	2	
36	5G2-15417-00-00	COVER, cap	1	
37	4H7-15449-00-00	RING, rubber.....	1	
38	4H7-15486-00-00	GROMMET	2	
39	90209-06096-00	WASHER.....	2	
40	92501-06014-00	SCREW, pan head	2	
41	2H7-15361-00-00	GAUGE, level	1	
42	2H9-15363-00-00	PLUG, oil.....	1	
43	93210-27370-00	O-RING	1	

FIG. 13 CRANKCASE COVER 1

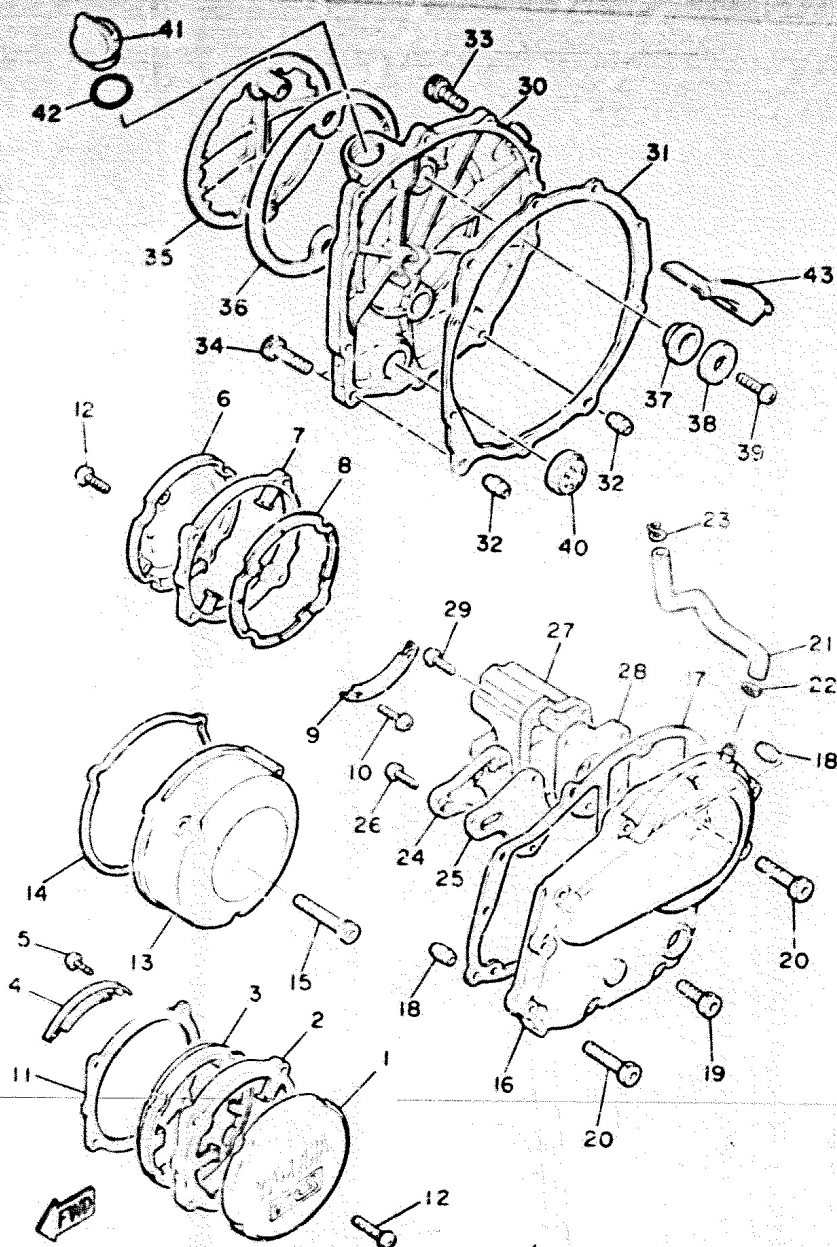


42N300-4130

REF. NO.	PART NO.	DESCRIPTION	QTY	REMARKS
1	22N-15416-00	COVER, oil Pump	1	
2	31A-15431-00	COVER, crankcase 3	1	
3	22N-15449-00	RING, rubber	1	
4	22N-15144-00	PLATE, lock	2	
5	92501-06010	SCREW, Pan head	4	
6	22N-15426-00	COVER, oil Pump 2	1	
7	31A-15431-00	COVER, crankcase 3	1	
8	22N-15449-00	RING, rubber	1	
9	22N-15144-00	PLATE, lock	2	
10	92501-06010	SCREW, Pan head	4	
11	4H7-15456-00	GASKET, oil Pump cover 1	1	
12	98901-06020	SCREW, blind	8	
13	4H7-15415-00	COVER, Generator	1	
14	4H7-15455-00	GASKET 1	1	
15	91311-06070	BOLT	3	
16	5G2-15409-00	CRANKCASE COVER ASSY	1	
17	4H7-15451-00	GASKET, crankcase cover 1	1	
18	91830-21014	PIN, dowel	2	
19	91311-06025	BOLT	8	
20	91311-06040	BOLT	2	
21	5G2-11166-00	PIPE, breather 1	1	
22	90467-14015	CLIP	1	
23	90468-08104	CLIP	1	
24	4H7-15346-00	BREATHER 1	1	
25	4H7-15457-00	GASKET	1	
26	92501-06011	SCREW, Pan head	3	
27	4H7-15347-00	BREATHER 2	1	
28	4H7-15467-00	GASKET	1	

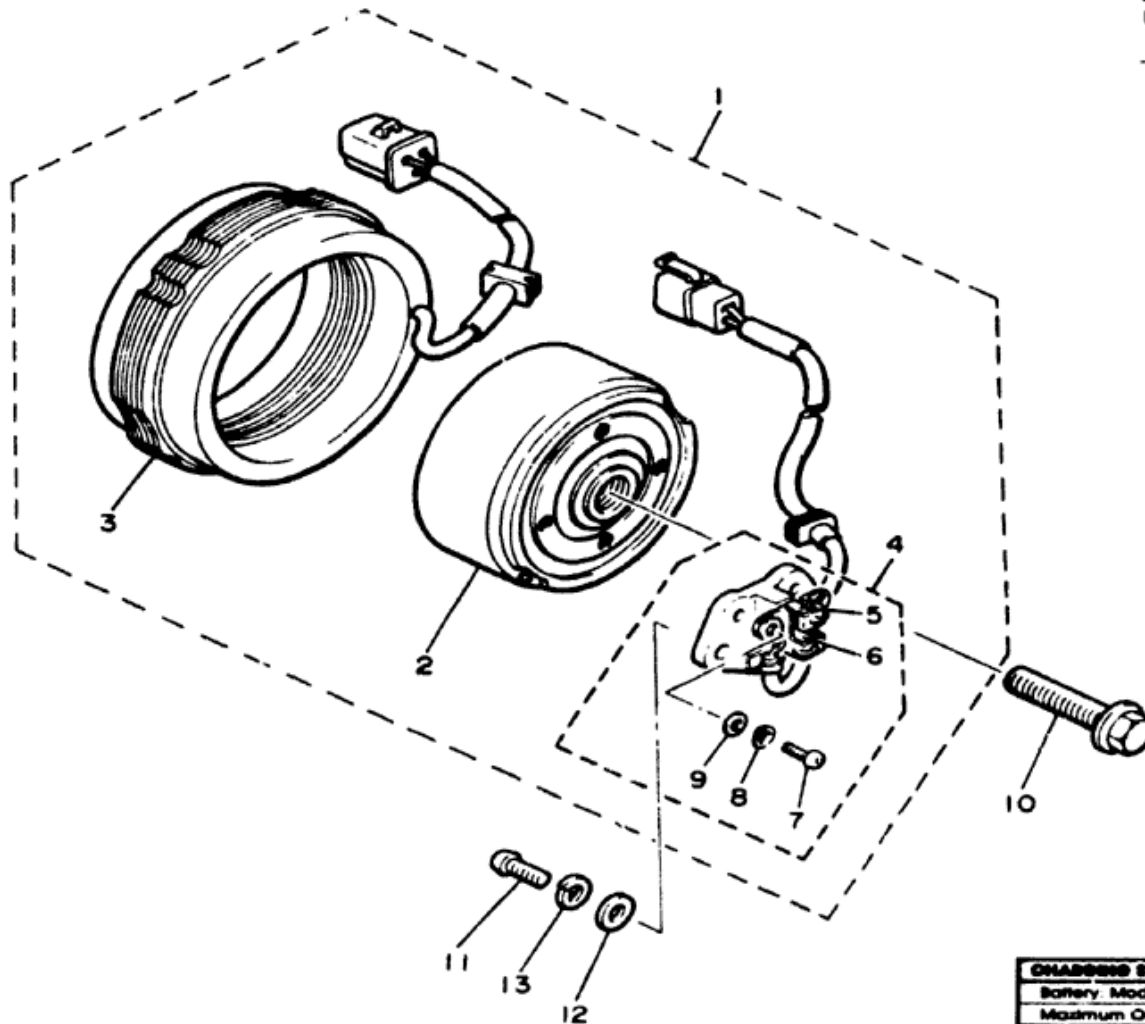
FIG. 13 CRANKCASE COVER 1

REF. NO.	PART NO.	DESCRIPTION	Q'TY	REMARKS
29	92801-06014	SCREW, Pan head	4	
30	4H7-15421-02	COVER, crankcase 2	1	
31	4H7-15461-01	GASKET, crankcase cover 2	1	
32	91830-21014	PIN, dowel	2	
33	91311-06025	BOLT	6	
34	91311-06040	BOLT	2	
35	5G2-15417-00	COVER, cap	1	
36	4H7-15449-00	RING, rubber	1	
37	4H7-15486-00	GROMMET	2	
38	90209-06096	WASHER	2	
39	92501-06014	SCREW, Pan head	2	
40	2H7-15361-00	GAUGE, level	1	
41	2H7-15363-00	PLUG, oil	1	
42	93210-27370	O-RING	1	
43	4H7-15412-01	SCRAPER, oil	1	



42N300-413

GENERATOR



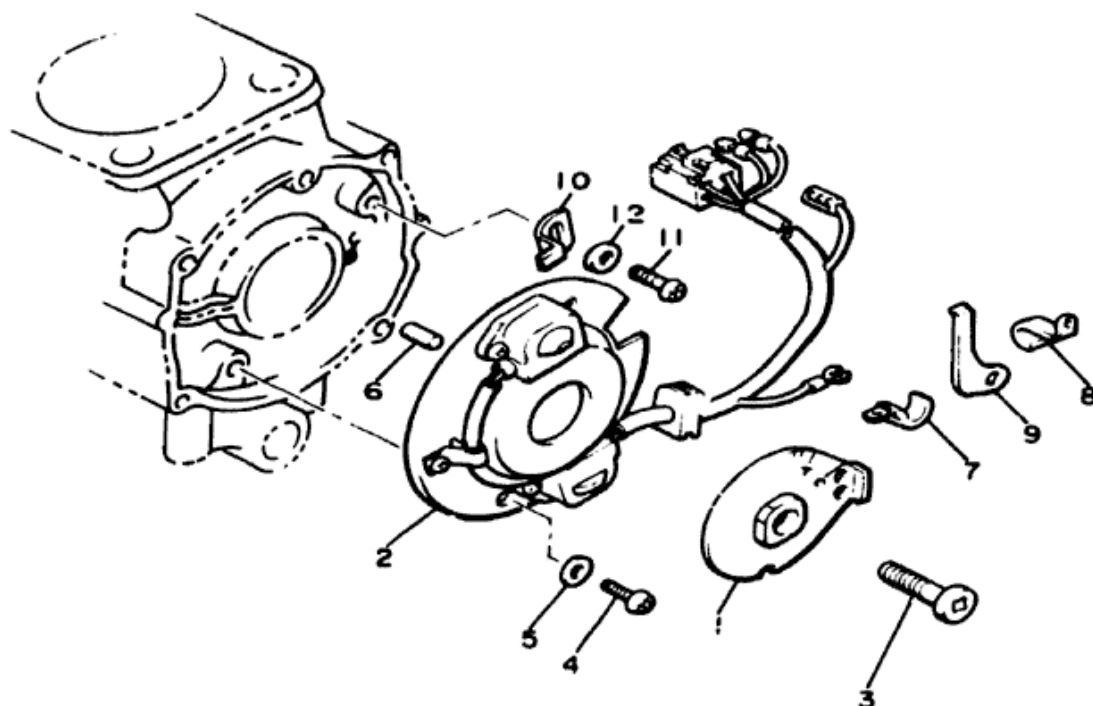
Ref. No.	Part Number	Description	Qty	Remarks
1	4H7-81600-10-00	A.C. GENERATOR ASS'Y	1	
2	4H7-81650-10-00	ROTOR ASS'Y	1	
3	4H7-81610-10-00	STATOR ASS'Y	1	
4	4H7-81619-10-00	BRUSH HOLDER ASS'Y	1	
5	4G0-81611-10-00	BRUSH 1 (4H7-81611-10)	1	
6	4G0-81612-10-00	BRUSH 2 (4H7-81612-10)	1	
7	98511-04C12-00	SCREW, pan head	2	
8	92901-04600-00	WASHER, spring (92901-04100)	2	
9	92901-04600-00	WASHER, plate	2	
10	90105-10152-00	BOLT, washer based	1	
11	92503-06015-00	SCREW, pan head (92502-06016)	2	
12	90201-061A5-00	WASHER (92901-06300)	2	
13	92990-06100-00	WASHER, spring (92903-06100)	2	

CHASSIS SYSTEM	AC Generator / 3-Phase / Full Wave
Battery, Model / Specific Gravity / Charge Rate	YB14L (12V14A) / 1.280 / 1.4A
Maximum Output	14V18A @ 5000 rpm
Field Coil Color Code / Ω	Grn ~ 8m / 4.0Ω ± 10%
Stator Coil Color Code / Ω	Whi ~ Whi / 0.46Ω ± 10%



35H110-3380

PICKUP COIL - GOVERNOR

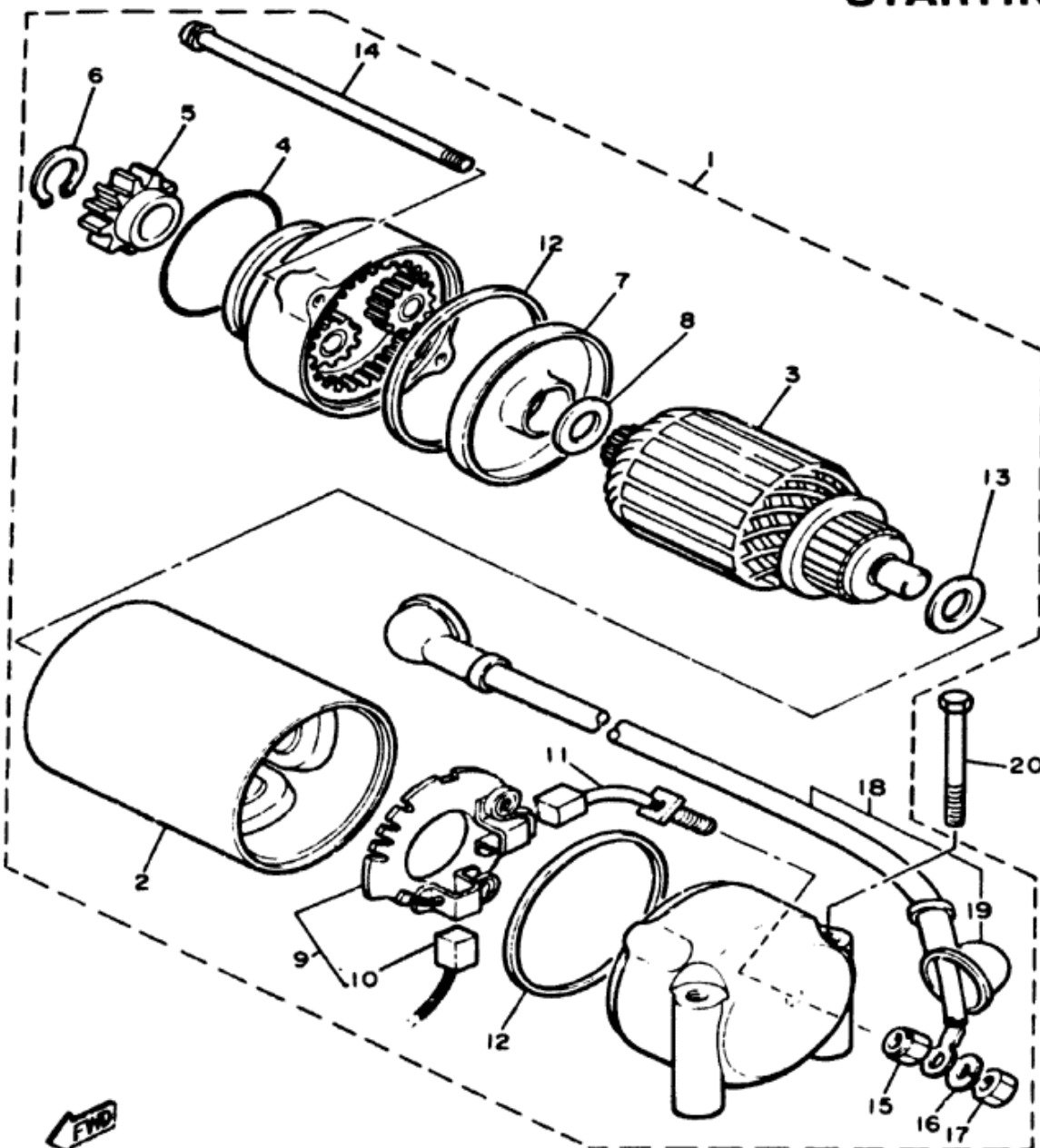


Ref. No.	Part Number	Description	Qty	Remarks
1	31A-81673-10-00	ROTOR	1	
2	31A-81671-10-00	BASE, pick up.	1	
3	91316-08030-00	BOLT	1	
4	92580-06012-00	SCREW, pan head (92503-06012)	2	
5	90201-061A5-00	WASHER (92901-06600)	2	
6	93604-08071-00	PIN, dowel	1	
7	90465-08277-00	CLAMP (90465-08122)	1	
8	90465-08156-00	CLAMP	1	
9	90465-12160-00	CLAMP	1	
10	4H7-81632-00-00	PLATE, timing.	1	
11	92580-06012-00	SCREW, pan head (92503-06012)	1	
12	92990-06200-00	WASHER, plain (92903-06200)	1	



31E171-3150

STARTING MOTOR



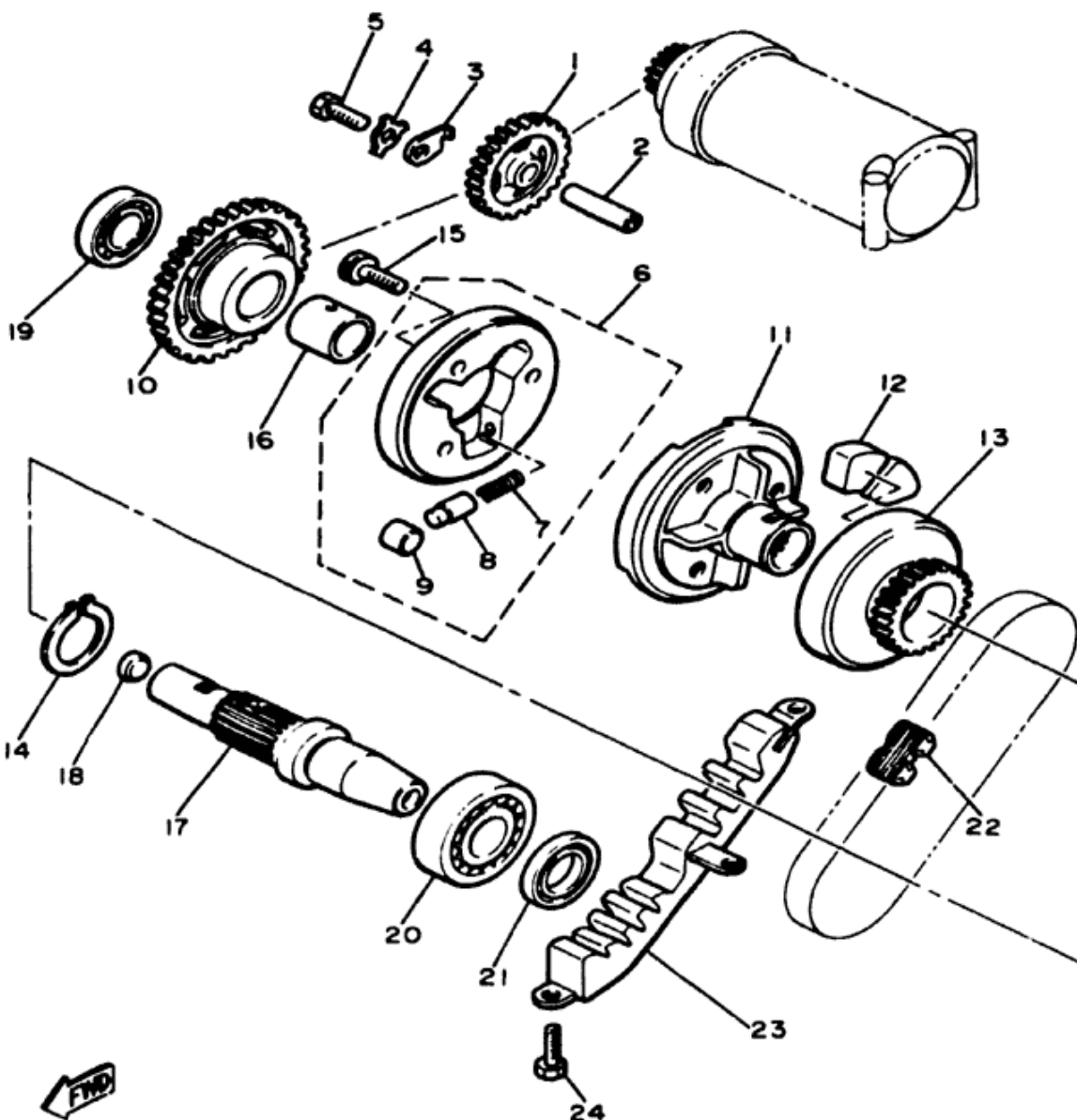
Ref. No.	Part Number	Description	Qty	Remarks
1	4K0-81800-50-00	STARTING MOTOR ASS'Y.	1	
2	4K0-81810-01-00	STATOR ASS'Y.	1	
3	4H7-81850-00-00	ARMATURE ASS'Y.	1	
4	4H7-81847-01-00	O-RING.	1	
5	4H7-15511-00-00	GEAR, starting motor (13T)	1	
6	4H7-81819-00-00	CIRCLIP	1	
7	4H7-81845-00-00	PLATE.	1	
8	4H7-81843-00-00	WASHER 1	1	
9	4H7-81840-01-00	BRUSH HOLDER ASS'Y.	1	
10	4H7-81811-00-00	BRUSH 1.	1	
11	4H7-81812-01-00	BRUSH 2	1	
12	4H7-81844-00-00	GASKET	2	
13	4H7-81824-00-00	WASHER 2	1	
14	4K0-81826-01-00	BOLT.	2	
15	4H7-81872-00-00	NUT, special	1	
16	92990-06100-00	WASHER, spring (92903-06100)	1	
17	95301-06600-00	NUT (95302-06600)	1	
18	4H7-81815-00-00	WIRE, starter.	1	
19	4H7-81871-00-00	CAP.	2	
20	95801-06060-00	BOLT, flange	1	



4H7110-1152

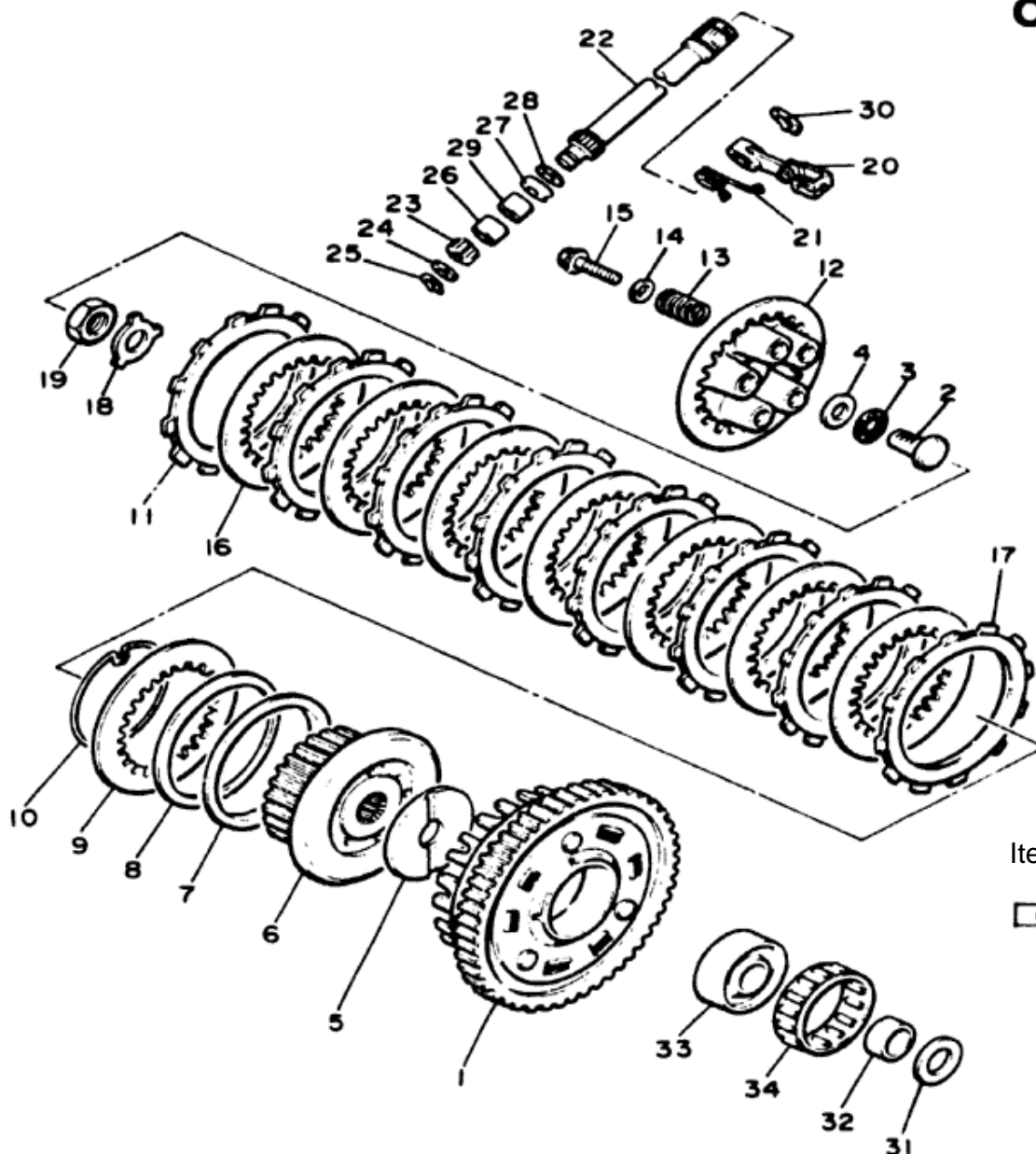
STARTER CLUTCH

Ref. No.	Part Number	Description	Qty	Remarks
1	4H7-15512-00-00	GEAR, idler 1 (27T)	1	
2	4H7-15521-00-00	SHAFT 1	1	
3	2H7-15531-00-00	PLATE, stopper.	1	
4	90215-06040-00	WASHER, lock.	1	
5	97301-06016-00	BOLT	1	
6	31A-15580-00-00	STARTER CLUTCH OUTER ASS'Y.	1	
7	90501-04503-00	. SPRING, compression	3	
8	341-15583-05-00	. CAP, starter clutch spring	3	
9	93615-12088-00	. PIN, dowel.	3	
10	4H7-15517-00-00	GEAR, idler 2 (43T)	1	
11	4H7-15524-00-00	WHEEL, starter.	1	
12	4H7-16155-01-00	ABSORBER 1	4	
13	4H7-15519-00-00	SPROCKET, starter (21T)	1	
14	93410-32052-00	CIRCLIP	1	
15	91316-08014-00	BOLT	3	
16	90387-202A7-00	COLLAR.	1	
17	4H7-15522-00-00	SHAFT 2	1	
18	90331-12028-00	PLUG	1	
19	93306-00401-00	BEARING (B6004)	1	
20	93306-20541-00	BEARING (B6205)	1	
21	93102-25218-00	OIL SEAL.	1	
22	4H7-11456-00-00	CHAIN, primary	1	
23	4H7-11474-01-00	GUIDE, upper (4H7-11474-00)	1	
24	97301-06014-00	BOLT	3	



17Y700-2200

CLUTCH



Ref. No.	Part Number	Description	Qty	Remarks
* 1	31A-16150-00-00	PRIMARY DRIVEN GEAR COMP. (97T)	1	
2	4H7-16356-00-00	ROD, push 1	1	
3	93340-21505-00	BEARING	1	
4	90201-151A7-00	WASHER, plate	1	
5	4H7-16154-00-00	PLATE, thrust 1	1	
6	31A-16371-00-00	BOSS, clutch.	1	
7	1J7-16384-00-00	PLATE, seat.	1	
8	5G2-16383-00-00	SPRING, clutch boss	1	
9	168-16324-00-00	PLATE, clutch 1	1	
10	1J7-16385-00-00	RING, clutch boss	1	
11	4H7-16321-00-00	PLATE, friction	7	
12	[31A-16351-00-00]	PLATE, pressure 1	1	
*13	90501-23763-00	SPRING, compression	5	
14	90201-061A5-00	WASHER, plate	5	
15	95821-06025-00	BOLT, flange	5	
16	31A-16325-00-00	PLATE, clutch 2	7	
17	31A-16321-00-00	PLATE, friction	1	
18	90215-20231-00	WASHER, lock	1	
19	90170-20327-00	NUT (90170-20257)	1	

*Indicates new part numbers activated from March, 1986.

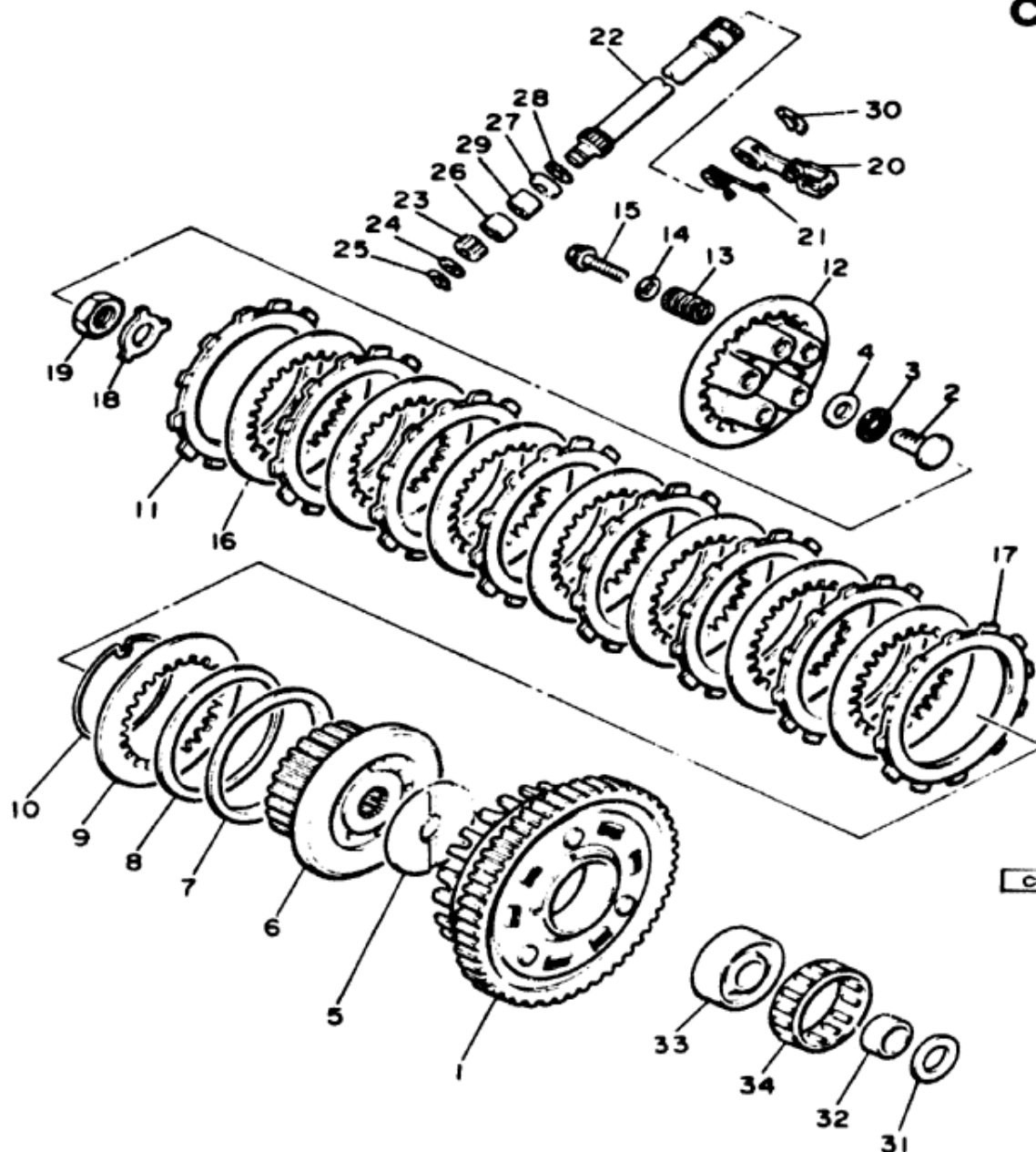
Item 14 on RK model only, deleted on RL model

Clutch Nut	M20 7.0 m-kg
------------	--------------



31E171-3180

CLUTCH



Ref. No.	Part Number	Description	Qty	Remarks
20	4H7-16340-00-00	PUSH LEVER ASS'Y ...	1	
21	90808-16459-00	SPRING, torsion.	1	
22	4H7-16382-01-00	AXLE, push lever	1	
23	4H7-16398-00-00	PINION, release (16T)	1	
24	92901-08600-00	WASHER, plate	1	
25	99001-07600-00	CIRCLIP (93430-07012)	1	
26	93317-11020-00	BEARING, cylindrical...	1	
27	93102-12224-00	OIL SEAL.	1	
28	90201-12163-00	WASHER 1 (102-18137-00-10).	1	
29	93315-11206-00	BEARING, cylindrical...	1	
30	99001-09600-00	CIRCLIP (93430-09035)	1	
31	2K7-16154-00-00	PLATE, thrust 1	1	
32	90387-252A8-00	COLLAR.	1	
33	4H7-16181-00-00	SPACER 1.	1	
34	93310-365H3-00	BEARING, cylindrical...	1	

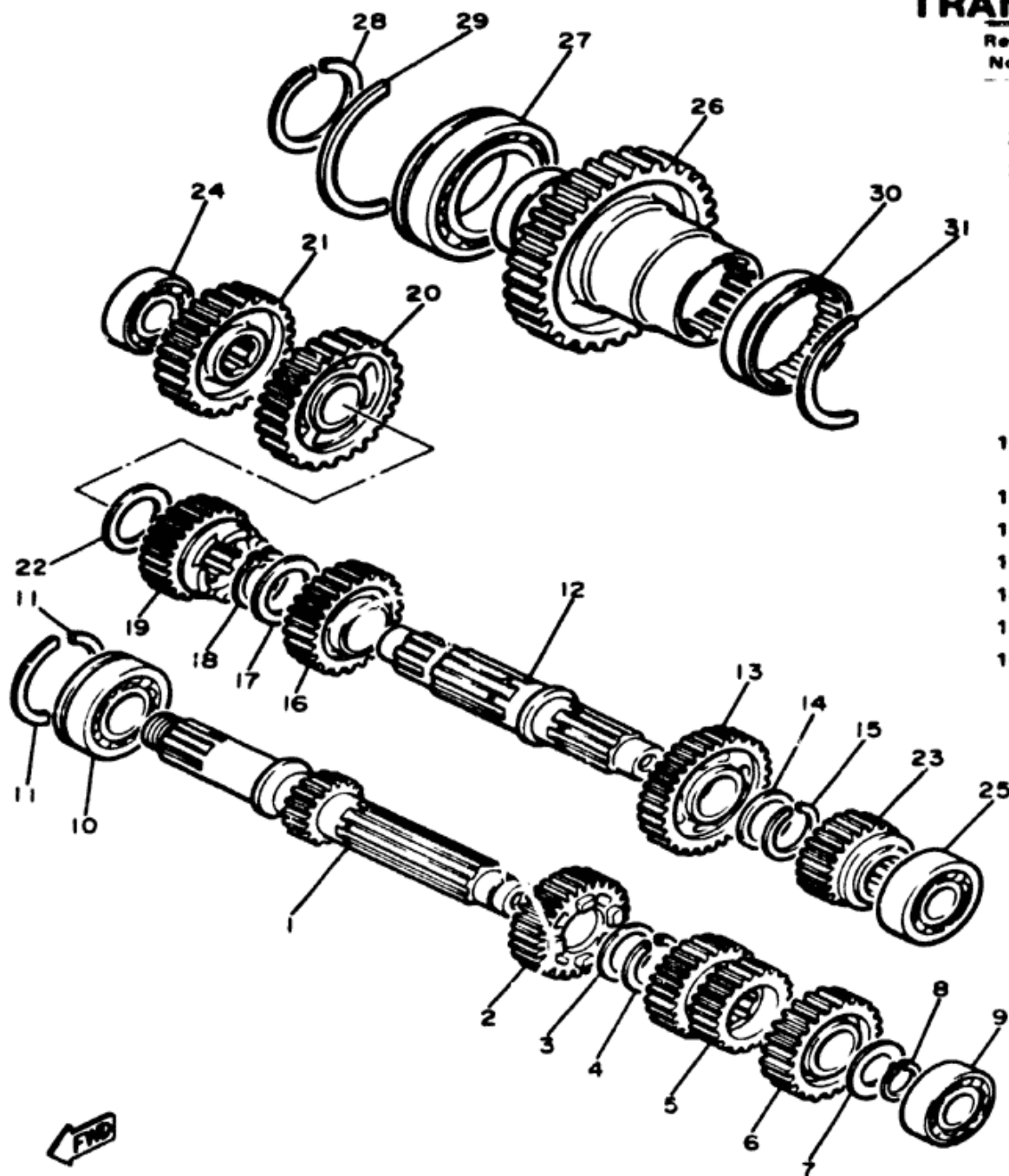
Clutch Nut

M20 7.0 mkg



31E1 / .

TRANSMISSION



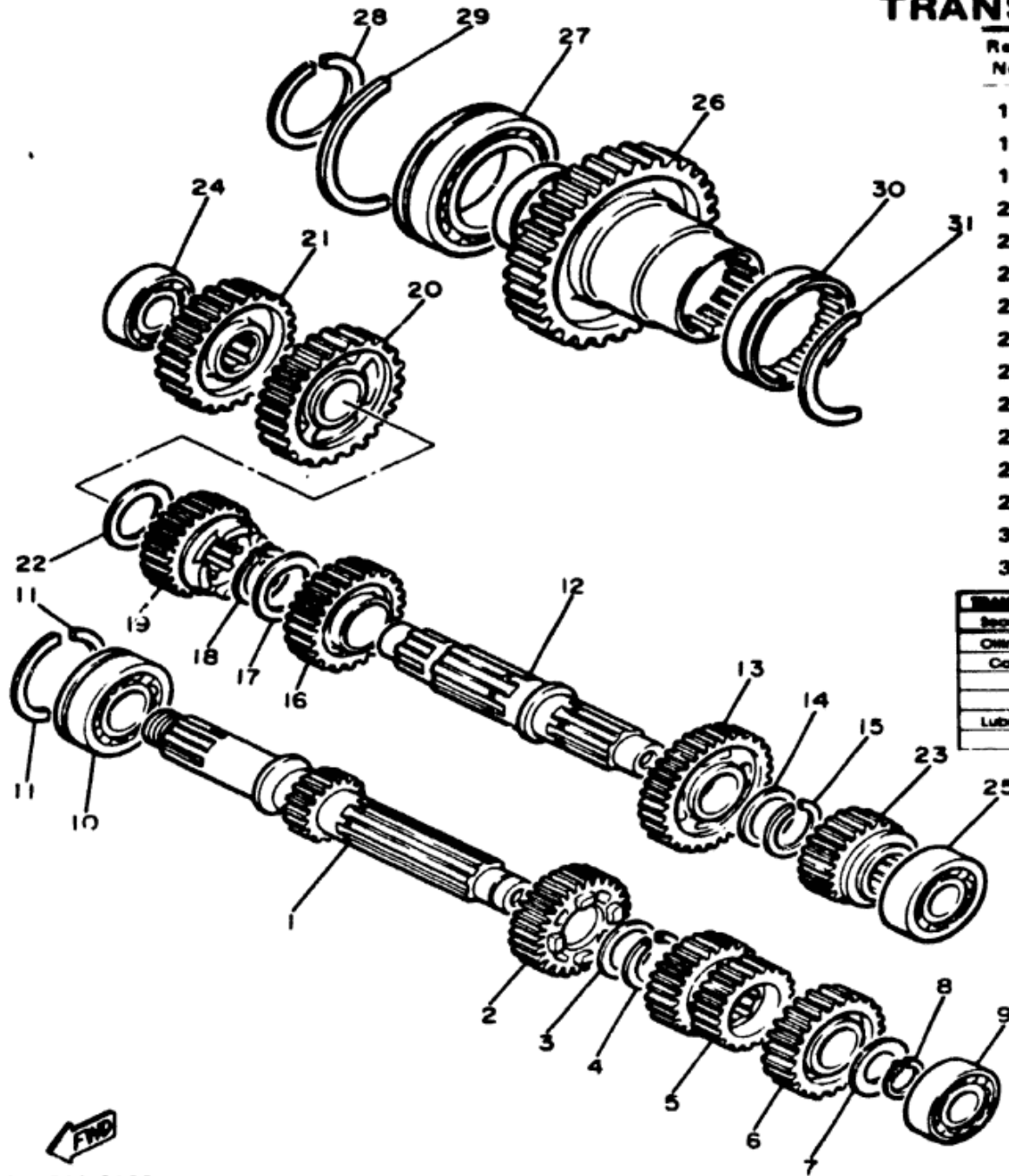
Ref. No.	Part Number	Description	Qty	Remarks
1	4H7-17401-00-00	MAIN AXLE ASS'Y (16T)	1	
2	4H7-17141-00-00	GEAR, 4th pinion (30T)	1	
3	90209-22191-00	WASHER	1	
4	93440-25084-00	CIRCLIP (93440-25019)	1	
5	4H7-17121-00-00	GEAR, 2nd/3rd pinion (20/26T)	1	
6	4H7-17151-00-00	GEAR, 5th pinion (32T)	1	
7	90201-20276-00	WASHER, plate	1	
8	99009-20400-00	CIRCLIP	1	
9	93306-20453-00	BEARING (B6204) (93306-20418)	1	
10	93306-30528-00	BEARING (B6305Z) (93306-30532)	1	U.R.
11	278-17424-01-00	CIRCLIP 1	2	
12	4H7-17402-01-00	DRIVE AXLE ASS'Y	1	
13	31A-17221-00-00	GEAR, 2nd wheel	1	
14	90209-22252-00	WASHER	1	
15	93440-25084-00	CIRCLIP (93440-25019)	1	
16	4H7-17231-01-00	GEAR, 3rd wheel (30T)	1	

Transmission - Oil Type / Oil Change / Oil Dry	See ENGINE Above
Secondary Drive Type / Teeth / Chain	Shaft / 48-37 x 19-18 x 32-11 / #
Oiling System	Wet Sump
Capacity Dry	3600cc
Oil and Filter Change	2600cc
Oil Change Only	2500cc
Lubricant Temp. Above 5°C (40°F)	Yamalube 4" or SAE 30W40 SE or SF
Temp. Below 15°C (60°F)	SAE 10W30 SE or SF



5N1700-2190

TRANSMISSION



Ref. No.	Part Number	Description	Qty	Remarks
17	90209-25196-00	WASHER.....	1	
18	93440-28062-00	CIRCLIP	1	
19	4H7-17241-00-00	GEAR, 4th wheel (28T)	1	
20	4H7-17211-01-00	GEAR, 1st wheel (35T)	1	
21	4L6-17582-00-00	GEAR, middle drive (37T)	1	
22	90201-243A2-00	WASHER, plate	1	
23	16G-17251-00-00	GEAR, 5th wheel (26T)	1	
24	93306-30311-00	BEARING	1	
25	93306-20439-00	BEARING	1	
26	31A-17583-00-00	GEAR, middle driven ...	1	
27	93306-91101-00	BEARING (B6911)	1	
28	93410-55057-00	CIRCLIP	1	
29	93440-80062-00	CIRCLIP	1	
30	93311-36042-00	BEARING, cylindrical...	1	
31	93440-72049-00	CIRCLIP	1	

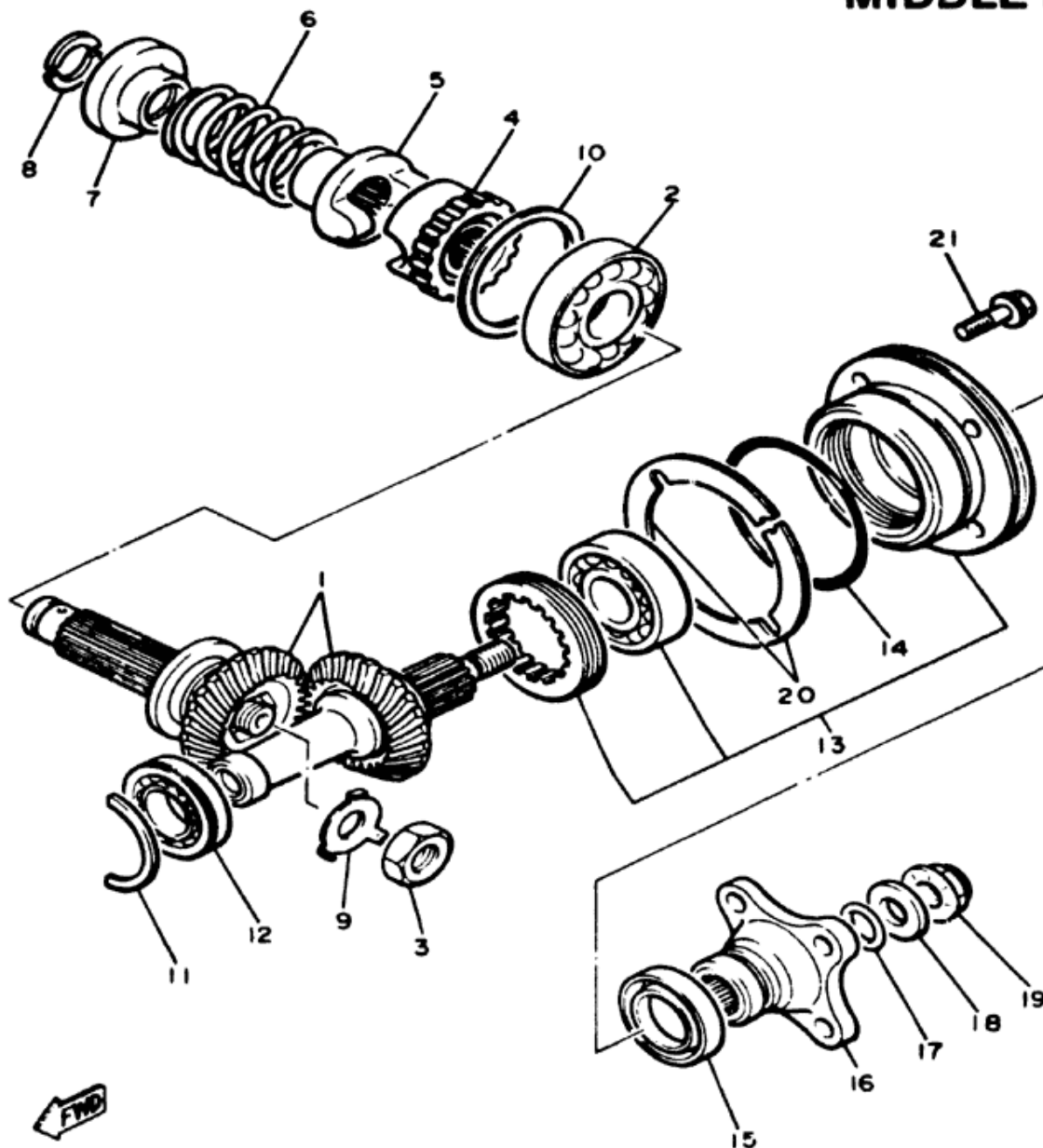
TRANSMISSION - Oil Type / Oil Change / Oil Qty	See 8th/9th Above
Secondary Drive Type / Teeth / Chain	Shaft / 46-37 x 19-16 x 22-11 / 6
Oiling System	Wet Sump
Capacity Dry	3600cc
Oil and Filter Change	2800cc
Oil Change Only	2500cc
Lubricant: Temp. Above 8°C (46°F)	Yamatube 4" or SAE 20W40 SE or SF
Temp. Below 15°C (60°F)	SAE 10W30 SE or SF

Item 31 on RK model only



5N1700-2190

MIDDLE DRIVE GEAR



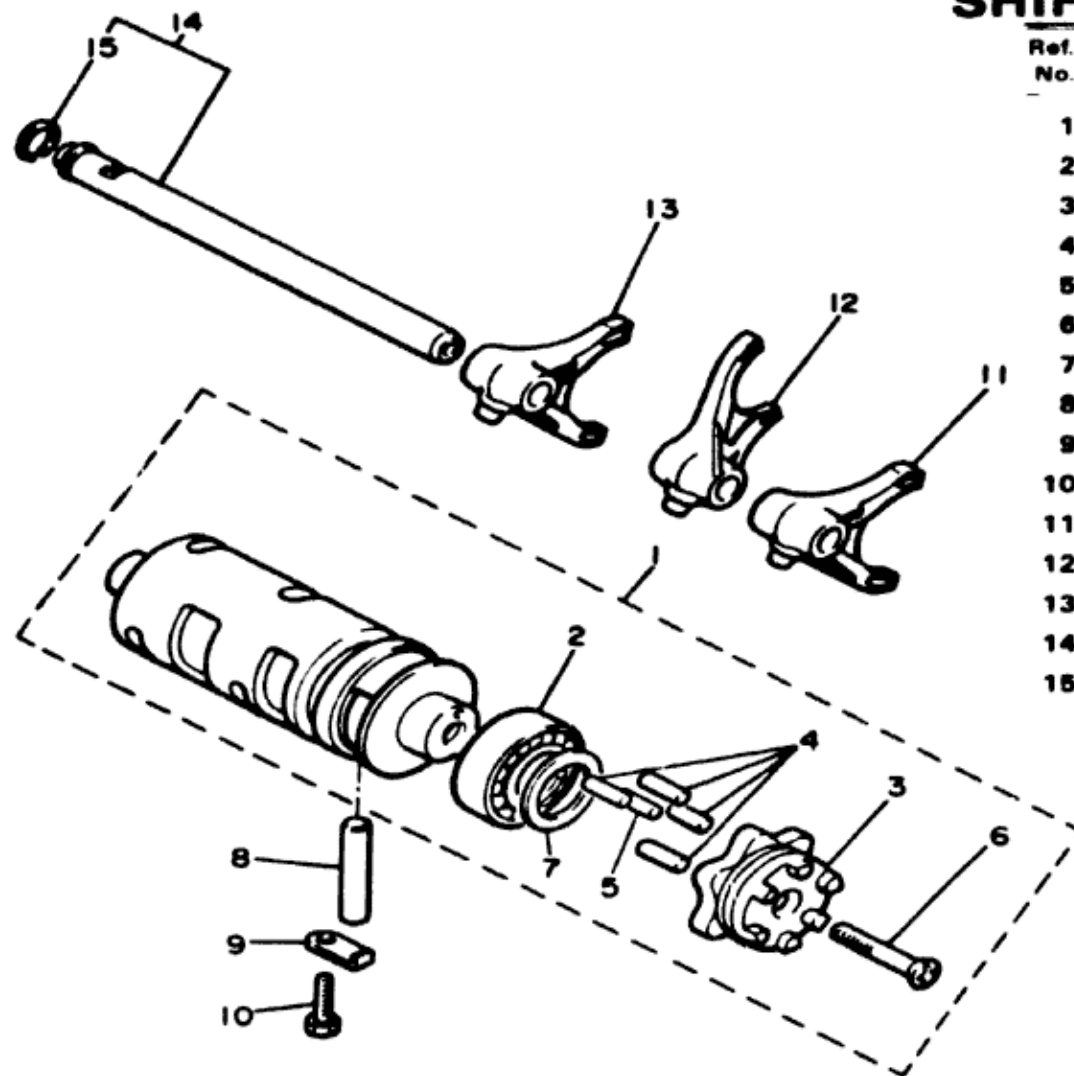
31E171-3200

Ref. No.	Part Number	Description	Qty	Remarks
1	31A-W1751-01-00	MIDDLE GEAR COMP.	1	
2	93306-20709-00	BEARING (B6207)	1	
3	90179-18380-00	NUT	1	
4	31A-17526-00-00	CAM, drive	1	
5	31A-17527-00-00	CAM, driven	1	
6	90501-70762-00	SPRING, compression	1	
7	4H7-17524-00-00	HOLDER	1	
8	3H5-17529-00-00	WASHER, thrust	2	
9	90215-23194-00	WASHER, lock	1	
10	4H7-17537-00-15	SHIM, thrust (0.15T)	1	U.R.
	4H7-17537-00-20	SHIM, thrust (0.20T)	1	U.R.
	4H7-17537-00-30	SHIM, thrust (0.30T)	1	U.R.
	4H7-17537-00-40	SHIM, thrust (0.40T)	1	U.R.
	4H7-17537-00-50	SHIM, thrust (0.50T)	1	U.R.
11	93440-47081-00	CIRCLIP	1	
12	93306-00508-00	BEARING (B6005)	1	
13	31A-W1752-00-00	HOUSING COMP.	1	
14	93210-71360-00	O-RING	1	
15	93101-35097-00	OIL SEAL	1	
16	4H7-17555-00-00	FLANGE, middle gear	1	
17	93210-14359-00	O-RING	1	
18	90201-14633-00	WASHER, plate	1	
19	90179-14317-00	NUT	1	
20	4H7-17531-00-10	SHIM, pinion (0.10T)	1	U.R.
	4H7-17531-00-15	SHIM, pinion (0.15T)	1	U.R.
	4H7-17531-00-20	SHIM, pinion (0.20T)	1	U.R.
	4H7-17531-00-30	SHIM, pinion (0.30T)	1	U.R.
	4H7-17531-00-40	SHIM, pinion (0.40T)	1	U.R.
20	4H7-17531-00-40	SHIM, pinion (0.50T)	1	U.R.
	(4H7-17531-00-50)			
21	95821-08030-00	BOLT, flange	4	


Transmission - Oil Type / Oil Change / Oil Qty	See ENGINE Above
Secondary Drive Type / Teeth / Chain	Shall / 48-37 x 19-18 x 32-11 / 8

SHIFT CAM - FORK

Ref. No.	Part Number	Description	Qty	Remarks
1	16G-18540-00-0	SHIFT CAM ASS'Y	1	
2	93308-90501-00	BEARING	1	
3	16G-18185-00-00	SEGMENT	1	
4	93604-16092-00	PIN, dowel	4	
5	93604-10011-00	PIN, dowel	1	
6	98701-05035-00	SCREW, flat head	1	
7	117-15844-00-00	SHIM	1	
8	93608-43157-00	PIN, dowel	1	
9	2H7-15531-00-00	PLATE, stopper	1	
10	97301-06016-00	BOLT	1	
11	4H7-18511-01-00	FORK, shift 1	1	
12	4H7-18512-01-00	FORK, shift 2	1	
13	4H7-18513-01-00	FORK, shift 3	1	
14	4H7-18531-00-00	BAR, shift fork guide 1	1	
15	93440-11029-00	CIRCLIP	1	



16G110-3241



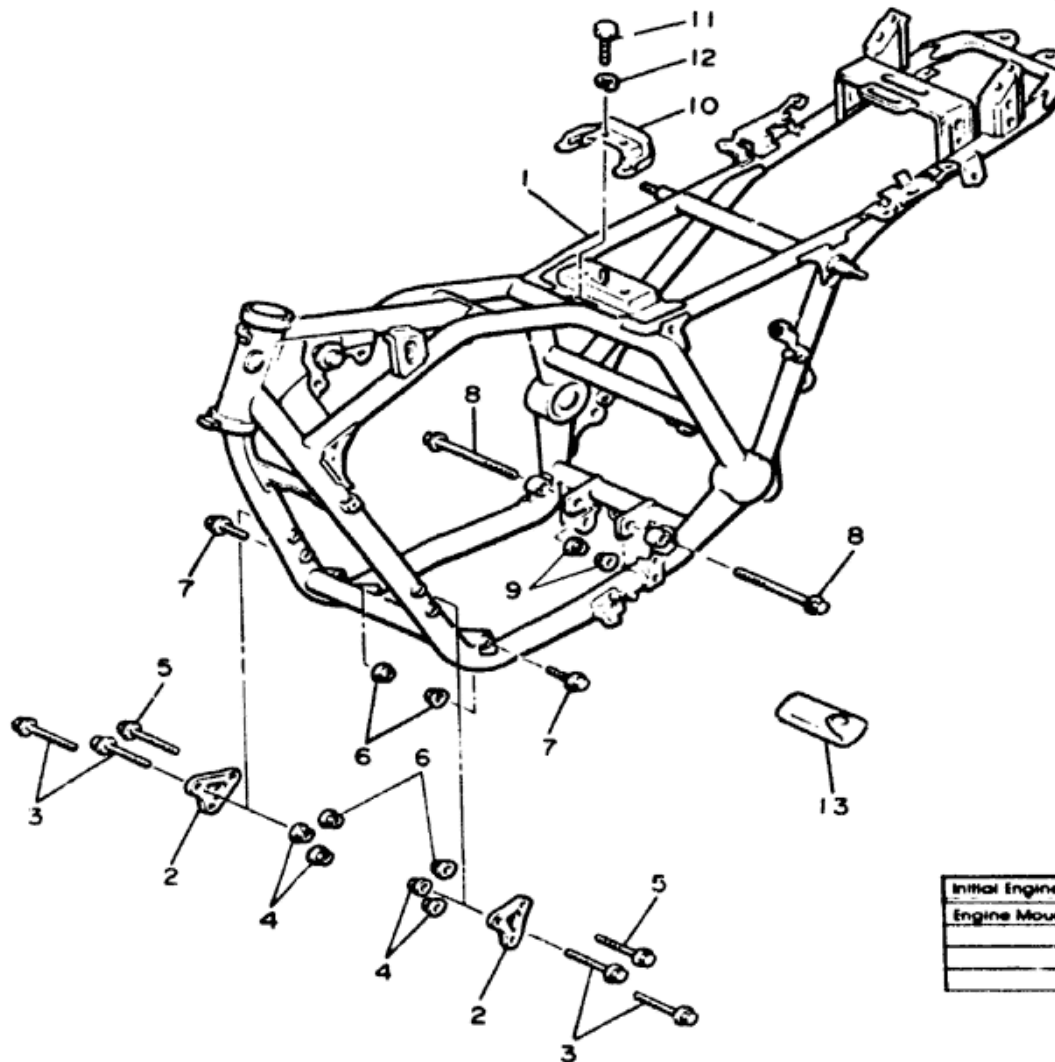
SHIFT SHAFT

Ref No.	Part Number	Description	Qty	Remarks
1	4K0-18101-00-00	SHIFT SHAFT ASS'Y...	1	
2	90506-08227-00	SPRING, tension.....	1	
3	4H7-18140-00-00	STOPPER LEVER ASS'Y	1	
4	90508-29530-00	SPRING, torsion.....	1	
5	4K0-18120-01-00	SHIFT LEVER ASS'Y...	1	
6	90508-32535-00	SPRING, torsion.....	1	
7	99001-10600-00	CIRCLIP (93430-10016)	1	
8	90387-124F4-00	COLLAR.....	1	
9	90201-12166-00	WASHER, plate.....	1	
10	93102-12106-00	OIL SEAL.....	1	
11	31A-18111-00-00	PEDAL, shift.....	1	
12	2H9-18154-00-00	COVER, dust.....	1	
13	22N-18113-00-00	COVER, shift pedal....	1	
14	97011-06020-00	BOLT (97321-06020)...	1	
15	4K0-18197-00-00	SHAFT.....	1	
16	93440-12066-00	CIRCLIP.....	1	
17	93210-09350-00	O-RING.....	1	
18	22N-18112-00-00	ARM, shift.....	1	
19	90201-124E4-00	WASHER, plate (90201-12688).....	1	
20	99001-10600-00	CIRCLIP (93430-10016)	1	
21	4K0-18115-00-00	ROD, shift.....	1	
22	95303-06700-00	NUT.....	1	
23	90170-06228-00	NUT.....	1	
24	2H9-18154-00-00	COVER, dust.....	1	



31E171-3220

FRAME



Ref. No.	Part Number	Description	Qty	Remarks
1	2-21110-01-33	FRAME COMP.	1	Yamaha Black
	21315-00-33	STAY, engine 2.	2	Yamaha Black
3	90105-08278-00	BOLT, washer based ...	4	
4	90179-08246-00	NUT	4	
5	90105-10189-00	BOLT, washer based ...	2	
6	90179-10247-00	NUT	4	
7	90105-10038-00	BOLT, washer based ...	2	
8	90105-12208-00	BOLT, washer based ...	2	
9	90179-12421-00	NUT (90179-12248)....	2	
10	31A-21147-00-00	BRACKET, air cleaner 1	1	
11	97306-06012-00	BOLT	2	
12	92906-06100-00	WASHER, spring	2	
13	31A-28100-00-00	TOOL KIT.....	1	

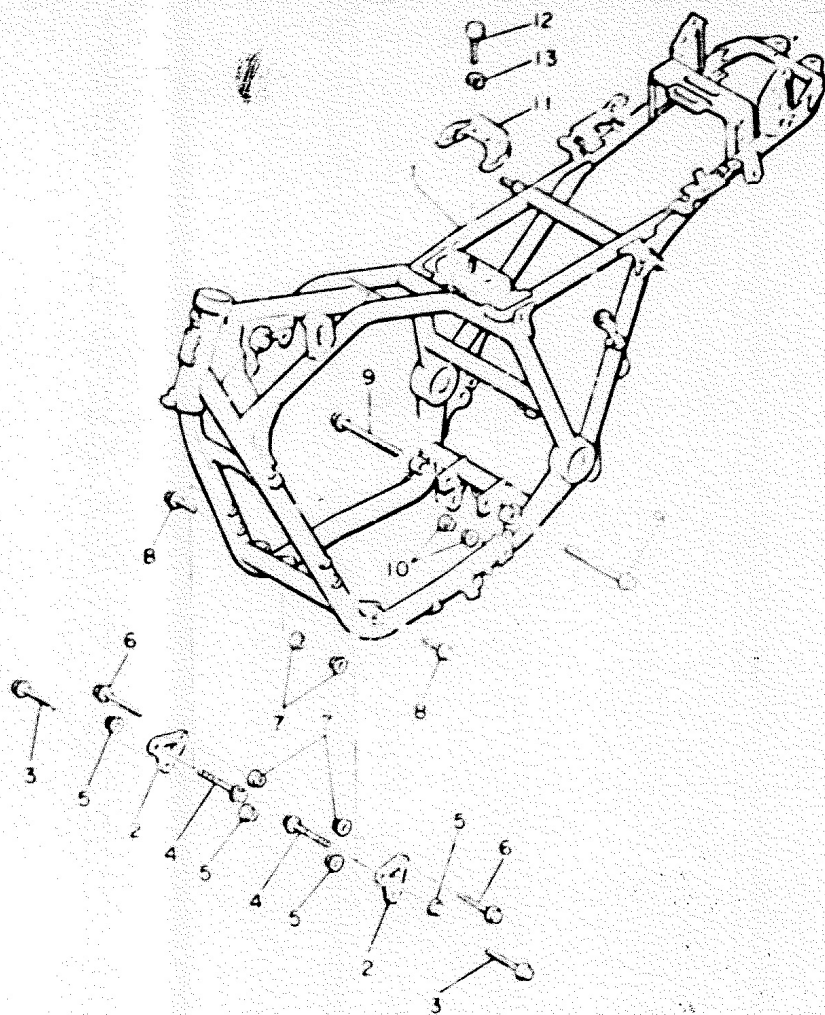
Initial Engine Number / Frame Number	35H-000101 / JYA35H001 IDA000101
Engine Mounting Bolts Front Upper	M10 42 m-tg
Front, Lower	M10 42 m-tg
Front, Bracket	M8 20 m-tg
Rear Lower	M12 70 m-tg



35H110-3200

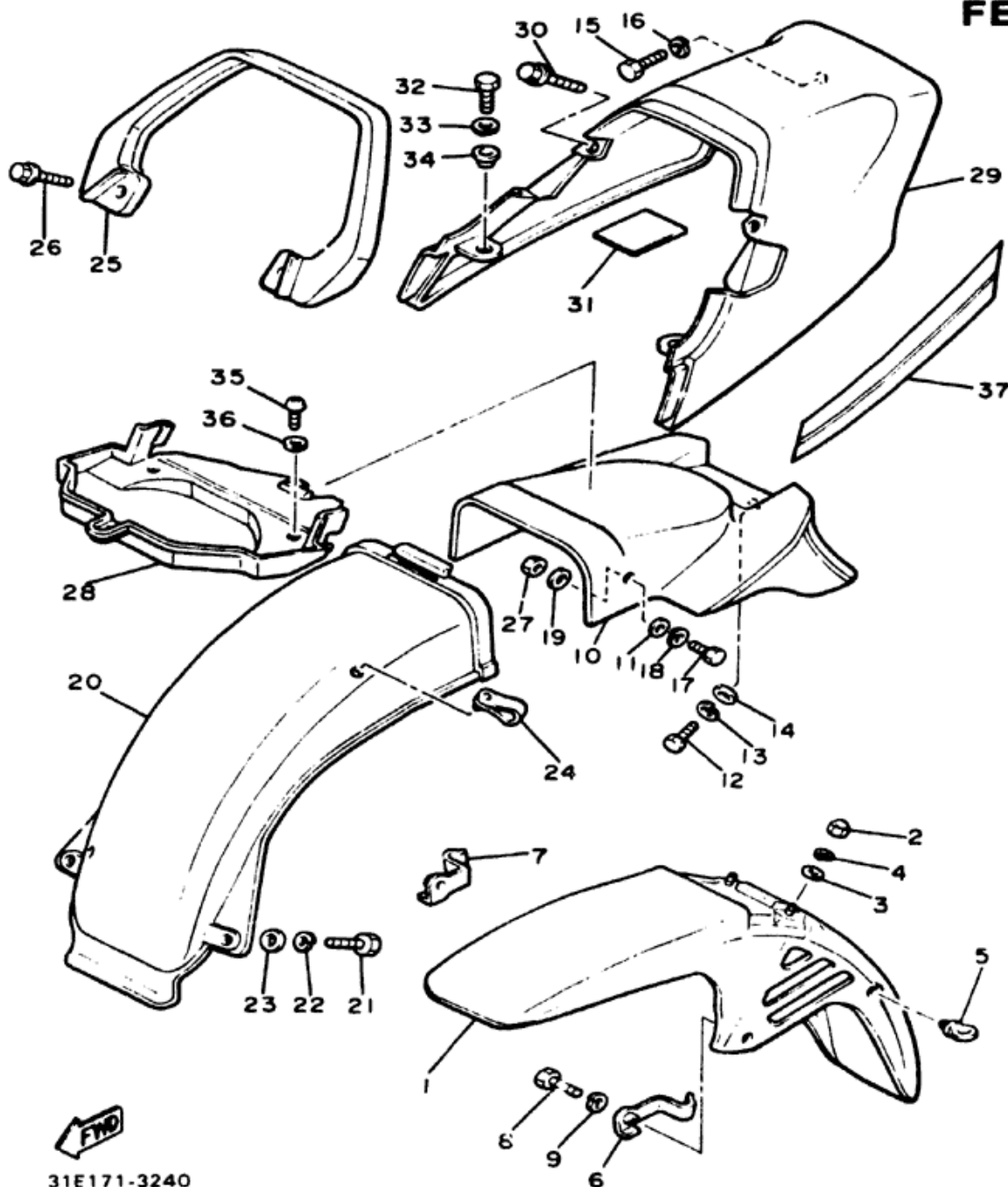
FIG. 20 FRAME

REF. NO.	PART NO.	DESCRIPTION	Q'TY	REMARKS
1	45T-21110-00-33	FRAME COMP.	1	yamaha black
2	31A-21315-00-33	STAY, engine 2	2	yamaha black
3	90102-08278	BOLT, washer based	2	
4	95816-08070	BOLT, flange	2	
5	90179-08246	NUT	4	
6	90105-10169	BOLT, washer based	2	
7	90179-10247	NUT	4	
8	90105- 0038	BOLT, washer based	2	
9	90105-12206	BOLT, washer based	2	
10	90179 12248	NUT	2	
11	31A-21147-00	BRACKET, air cleaner 1	1	
12	97306-06012	BOLT	2	
13	92906-06100	WASHER, spring	2	



42N300-4200

C15



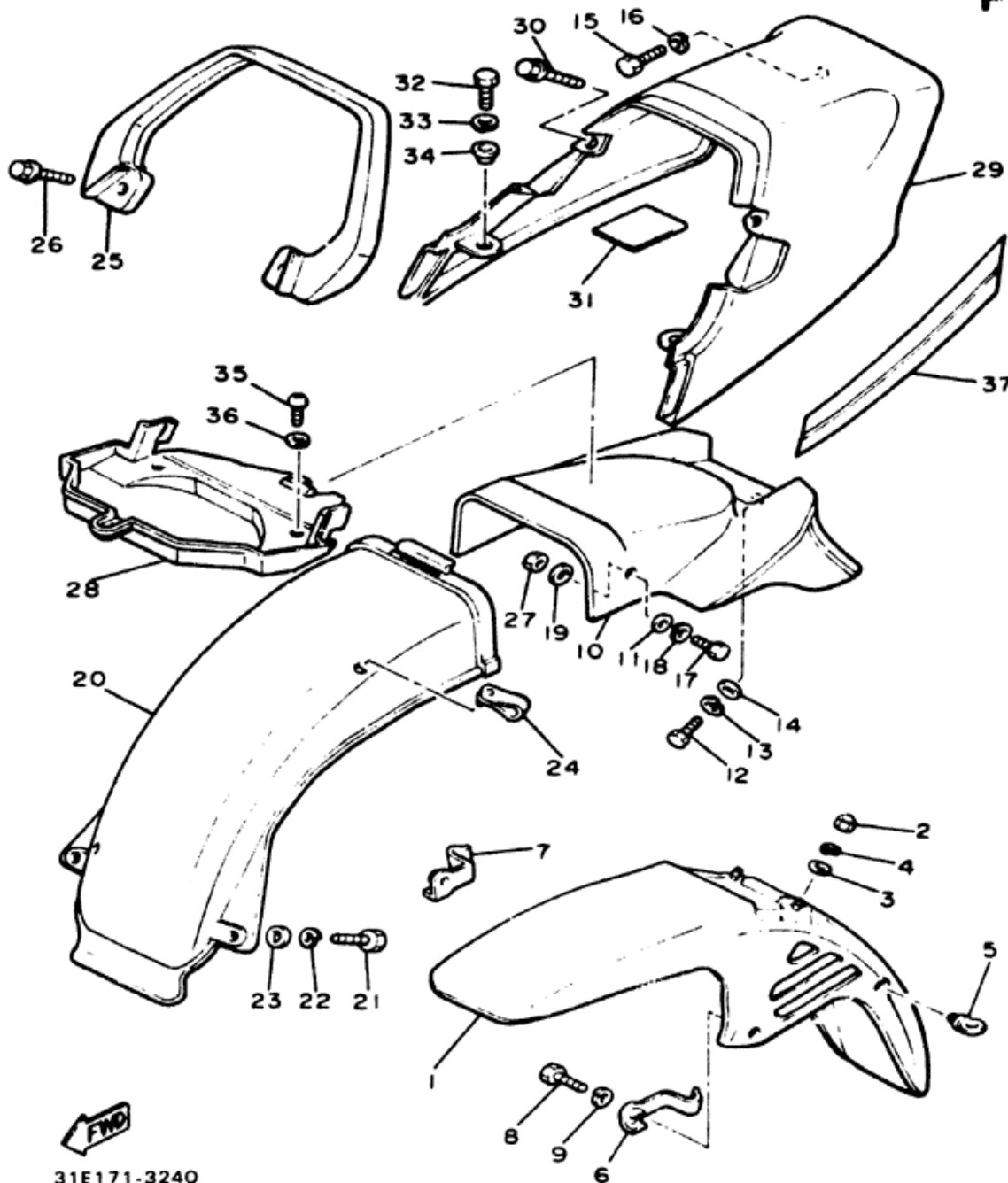
FENDER

Ref. No.	Part Number	Description	Qty	Remarks
1	31A-21510-00-2U	FRONT FENDER COMP.	1	Super Red
2	95303-06800-00	NUT, crown.	2	
3	92990-06200-00	WASHER, plain (92903-06200)	2	
4	92990-06100-00	WASHER, spring (92903-06100)	2	
5	1A8-21518-00-00	HOLDER, cable.	1	
6	31A-21523-00-00	PLATE 1.	1	
7	31A-21524-00-00	PLATE 2.	1	
8	97301-06016-00	BOLT	2	
9	92990-06100-00	WASHER, spring (92903-06100) ..	2	
10	31E-21611-00-00	FENDER, rear.	1	
11	90201-06067-00	WASHER, plate	4	
12	97313-08016-00	BOLT (97321-08016) ..	2	
13	92990-08100-00	WASHER, spring (92902-08100)	2	
14	92901-08600-00	WASHER, plate (92902-08600)	2	
15	97306-06016-00	BOLT	2	
16	92906-06100-00	WASHER, spring	2	
17	97301-06016-00	BOLT	2	
18	92990-06100-00	WASHER, spring (92903-06100)	2	
19	90201-061A5-00	WASHER, plate (92901-06600)	2	



31E171-3240

FENDER

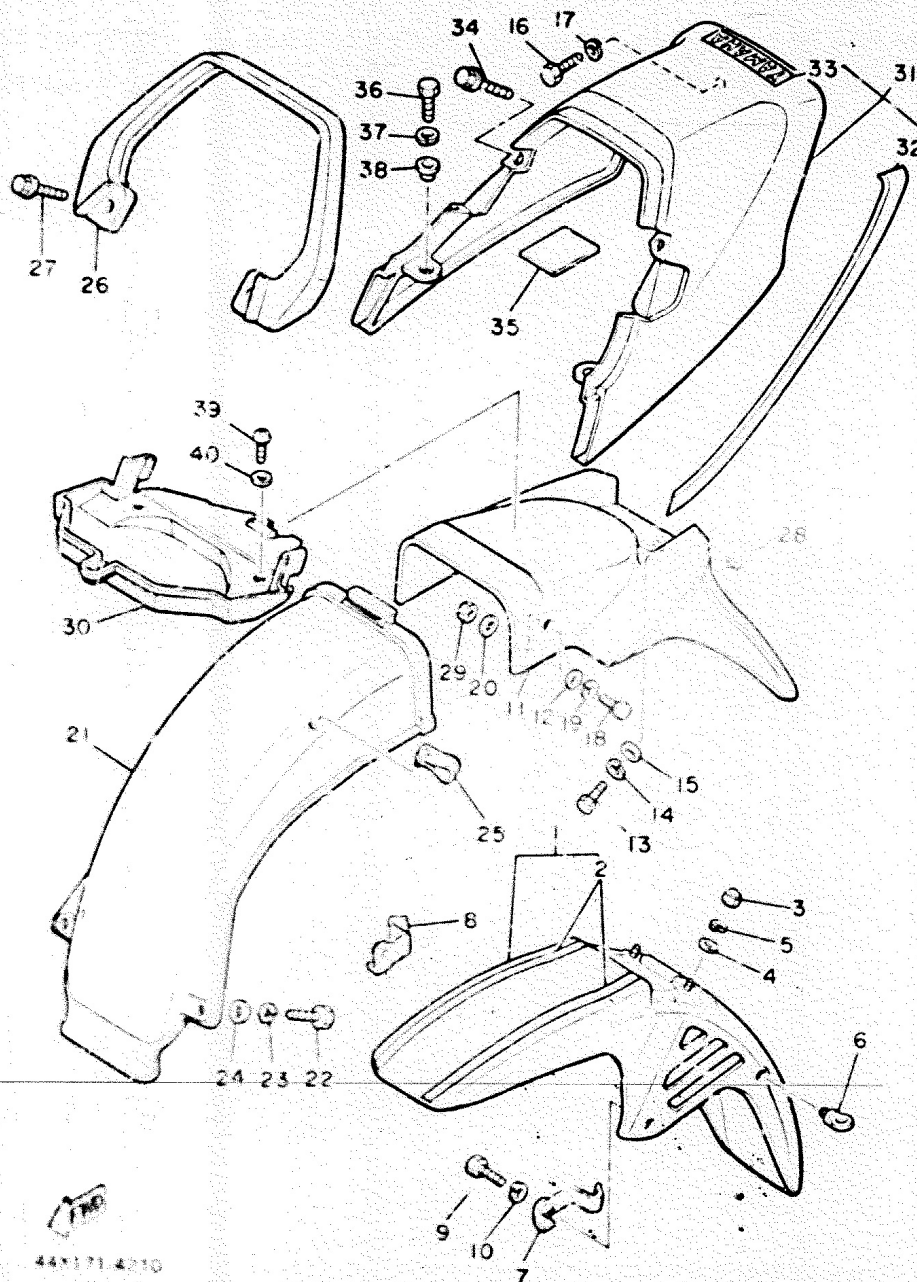


Ref. No.	Part Number	Description	Qty	Remarks
20	31A-21629-00-00	GUARD, mud	1	
21	97301-06016-00	BOLT	2	
22	92990-06100-00	WASHER, spring (92903-06100)	2	
23	90201-06067-00	WASHER, plate	2	
24	90464-12027-00	CLAMP	2	
25	31A-21646-00-00	STAY, rear	1	
26	95821-08025-00	BOLT, flange (95822-08025)	2	
27	[95316-06600-00]	NUT	2	
28	31A-21653-00-00	BOX	1	
29	31A-21651-00-2U	COVER, rear fender	1	Super Red
30	90119-06044-00	BOLT, w/washer	2	
31	31A-21638-00-00	DAMPER 1	3	
32	97301-06016-00	BOLT	2	
33	92990-06100-00	WASHER, spring (92903-06100)	2	
34	90387-06500-00	COLLAR	2	
35	98506-05010-00	SCREW, pan head	3	
36	92906-05600-00	WASHER, plate	3	
37	31A-21660-30-00	GRAPHIC	1	For Red



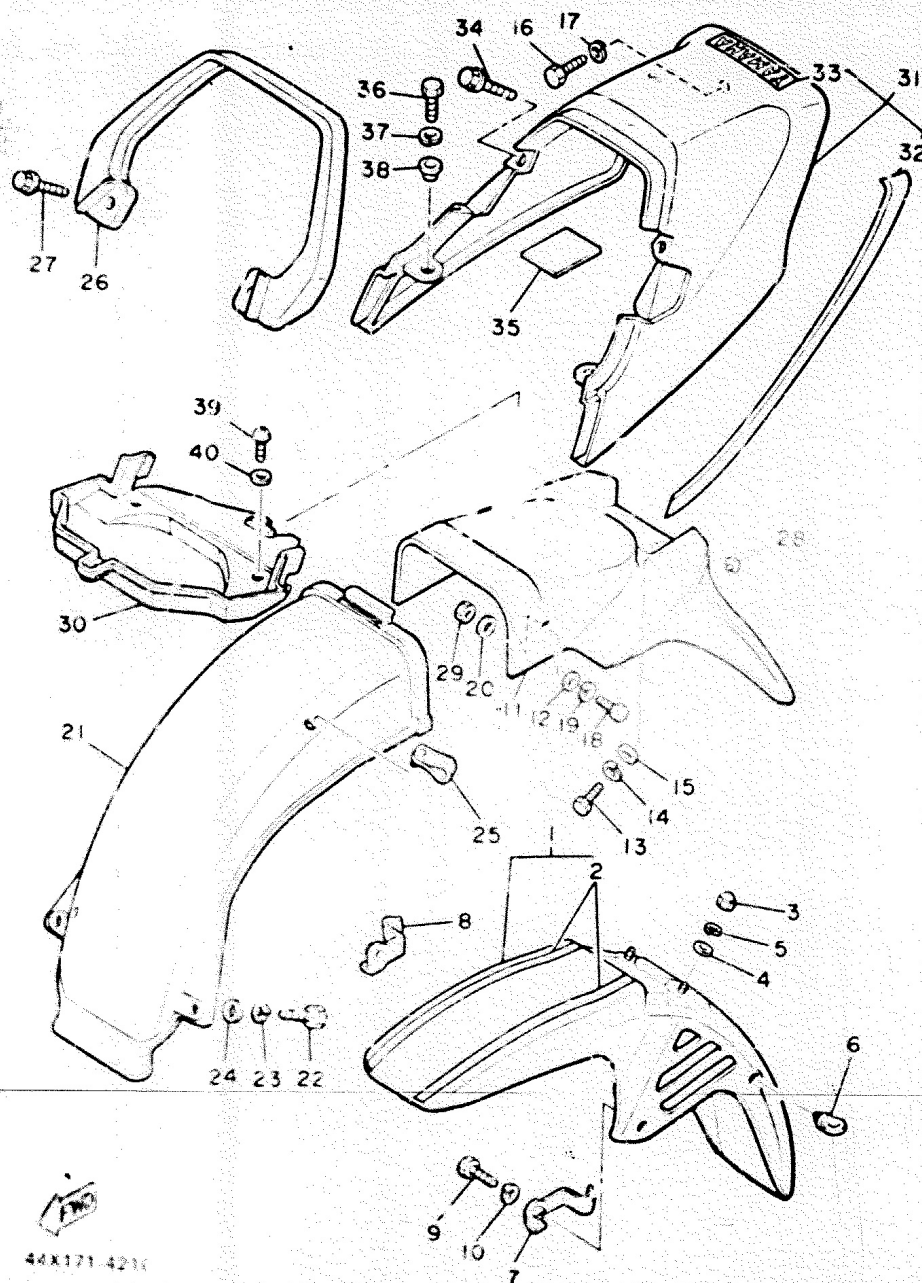
31E171-3240

FIG. 21 FENDER



REF. NO.	PART NO.	DESCRIPTION	Q'TY	REMARKS
1	44X-21501-00-3X	FRONT FENDER COMP.	1	stormy red/silky white
2	44X-21570-00	GRAPHIC SET, front fender	1	
3	95303-06800	NUT, crown	2	
4	92903-06200	WASHER, plain	2	
5	92903-06100	WASHER, spring	2	
6	1A8-21518-00	HOLDER, cable	1	
7	31A-21523-00	PLATE 1	1	
8	31A-21524-00	PLATE 2	1	
9	97301-06016	BOLT	2	
10	92901-06100	WASHER, spring	2	
11	31A-21611-00	FENDER, rear	1	
12	90201-06765	WASHER, plate	2	
13	97322-08016	BOLT	2	
14	92902-08100	WASHER, spring	2	
15	92902-08600	WASHER, plate	2	
16	97306-06016	BOLT	2	
17	92906-06100	WASHER, spring	2	
18	97301-06016	BOLT	2	
19	92901-06100	WASHER, spring	2	
20	92901-06600	WASHER, plate	2	
21	31A-21629-00	GUARD, mud	1	
22	97301-06016	BOLT	2	
23	92901-06100	WASHER, spring	2	
24	90201-06067	WASHER, plate	2	
25	90464-12027	CLAMP	2	
26	31A-21645-00	STAY, rear	1	
27	95822-08025	BOLT, flange	2	
28	4G0-21639-00	DAMPER 2	1	

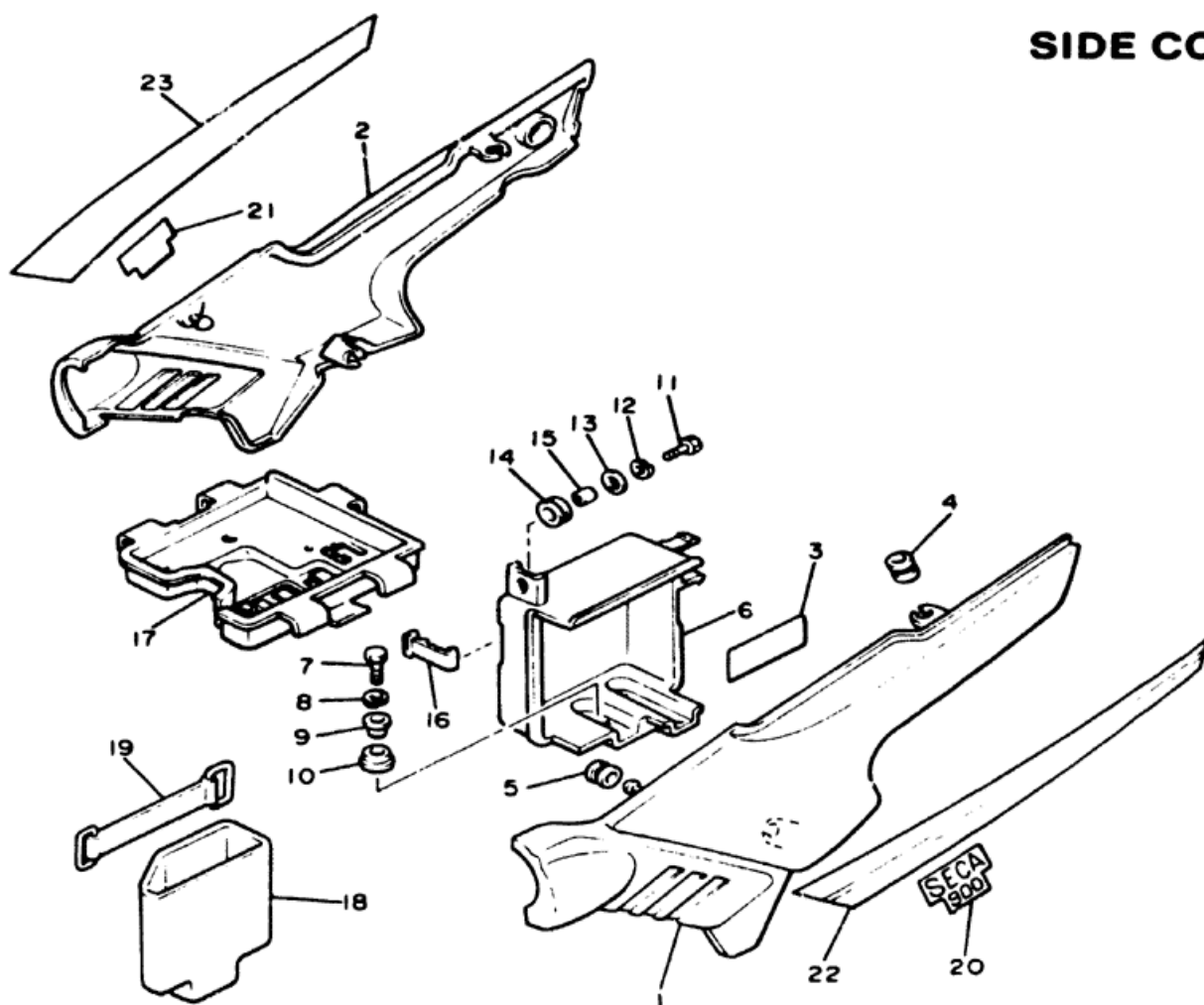
FIG. 21 FENDER



REF. NO.	PART NO.	DESCRIPTION	Q'TY	REMARKS
29	95316-06600	NUT	2	
30	31A-21653-00	BOX	1	
31	31A-W21C5-00-03	COVER, rear fender	1	stormy red/silky white
32	44X-21680-01	GRAPHIC	1	
33	44X-28338-00	EMBLEM	1	
34	90119-06044	BOLT, with washer	2	
35	31A-21638-00	DAMPER 1	3	
36	97301-06016	BOLT	2	
37	92901-06100	WASHER, spring	2	
38	90387-06500	COLLAR	2	
39	98506-05010	SCREW, Pan head	3	
40	92906-05600	WASHER, Plate	3	

44X171-4210

D3



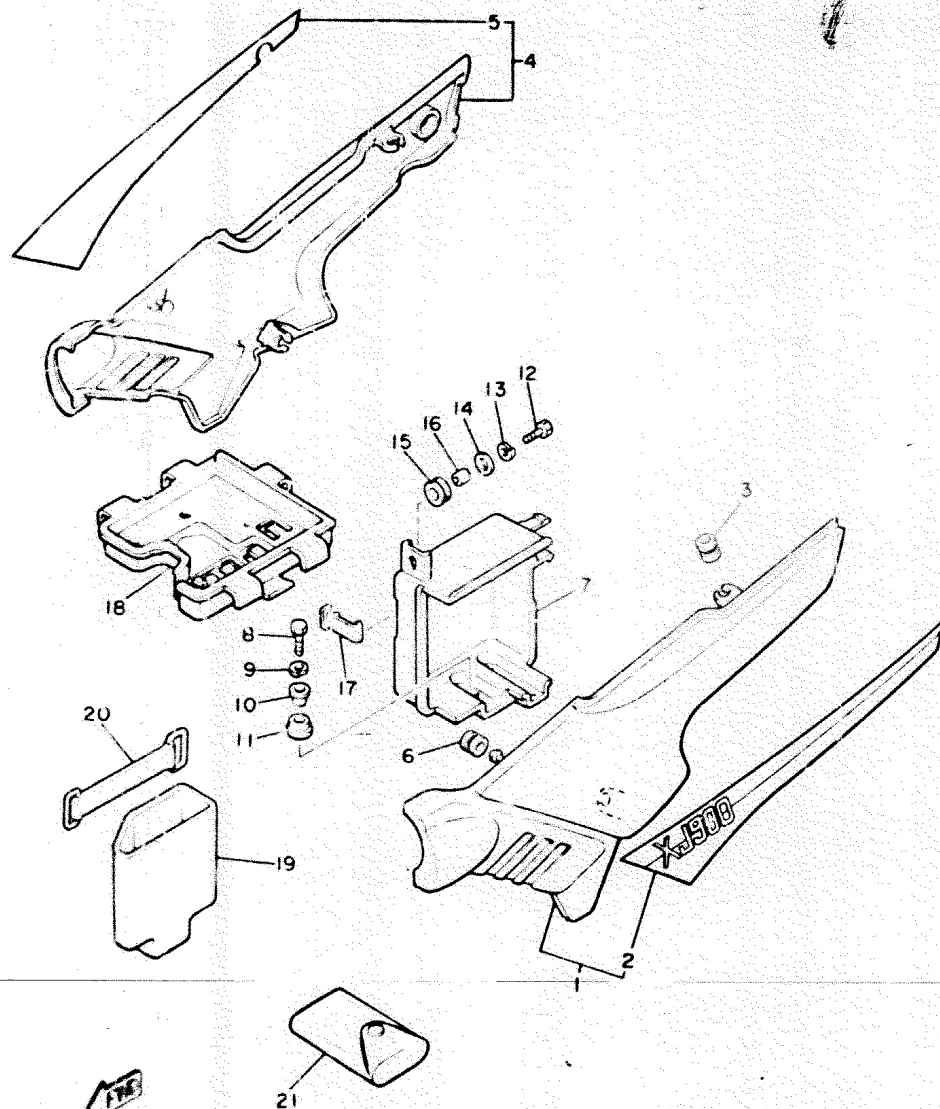
SIDE COVER

Ref. No.	Part Number	Description	Qty	Remarks
1	31A-21711-01-1X	COVER, side 1 (31A-21711-00-1X) . . .	1	Super Red/ Low Gloss Blk
2	31A-21721-01-1X	COVER, side 2 (31A-21721-00-1X) . . .	1	Super Red/ Low Gloss Blk
3	35H-21683-20-00	PLATE, specification . . .	1	
4	90480-12063-00	GROMMET	4	
5	90480-01141-00	GROMMET	2	
6	31A-21240-00-00	BOX COMP.	1	
7	97313-08025-00	BOLT (97321-08025) . . .	1	
8	92990-08100-00	WASHER, spring (92903-08100)	1	
9	90387-09617-00	COLLAR	1	
10	4H7-21746-00-00	DAMPER	1	
11	97311-08025-00	BOLT (97321-08025) . . .	1	
12	92990-08100-00	WASHER, spring (92903-08100)	1	
13	90201-06407-00	WASHER, plate	1	
14	90480-16233-00	GROMMET	1	
15	90387-060A7-00	COLLAR	1	
16	4H7-2175R-00-00	HOOK, bank	1	
17	31A-21170-00-00	BOX COMP.	1	
18	31A-21245-00-00	BOX	1	
19	133-82131-00-00	BAND, battery	1	
20	35H-21781-00-00	EMBLEM 1	1	
21	35H-21782-00-00	EMBLEM 2	1	
22	31A-2173E-30-00	GRAPHIC 1	1	For Red
23	31A-2173F-30-00	GRAPHIC 2	1	For Red



35H110-3220

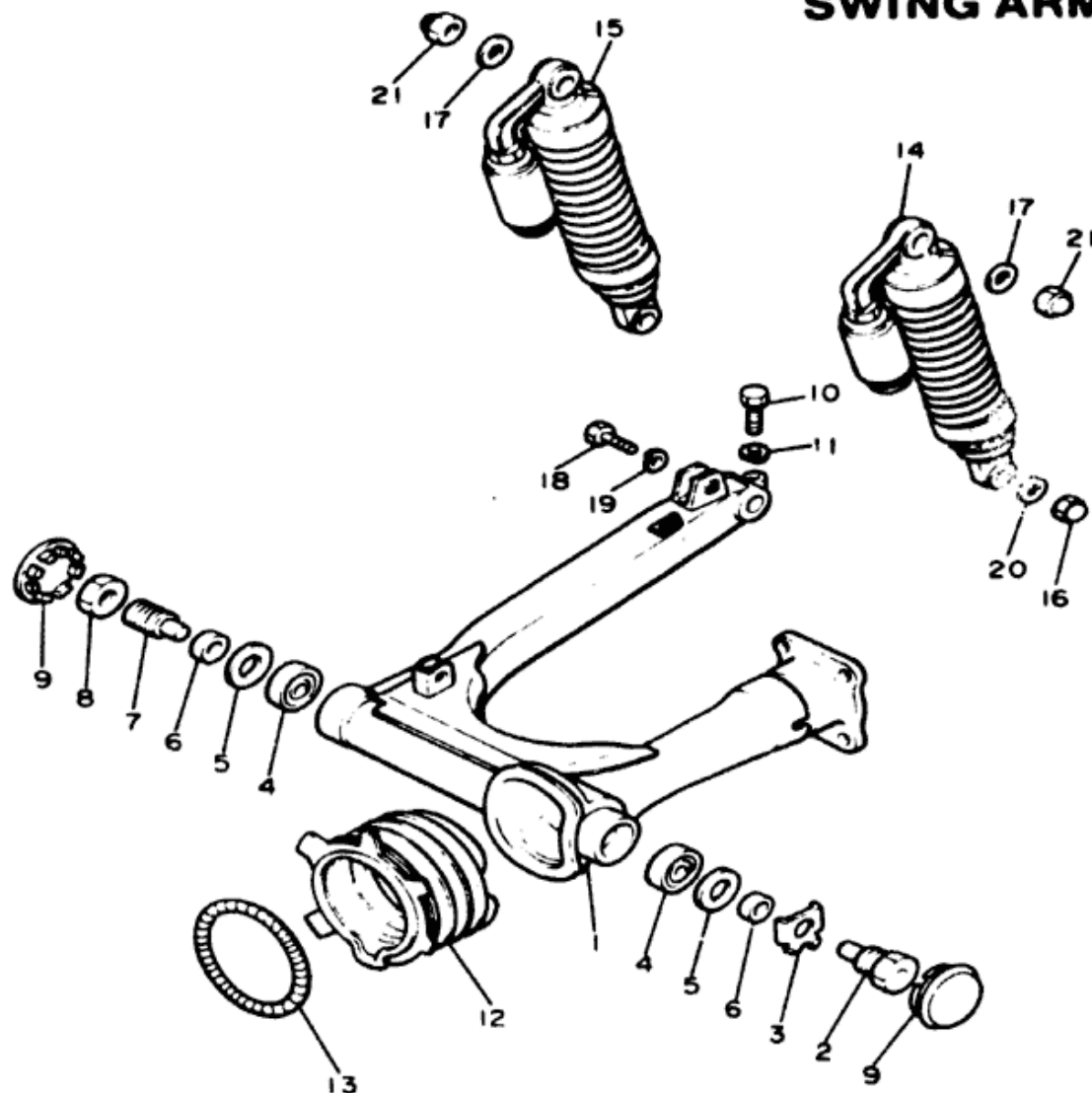
FIG. 22 SIDE COVER



42N 100-4220

REF. NO.	PART NO.	DESCRIPTION	Q'TY	REMARKS
1	31A-W2175-00-16	SIDE COVER 1	1	stormy red/silky white
2	48G-2173E-01	•GRAPHIC 1	1	
3	90480-12053	GROMMET	4	
4	48G-21720-01-6X	SIDE COVER ASSY 2	1	stormy red/silky white
5	48G-2173F-01	•GRAPHIC 2	1	
6	90480-01401	GROMMET	2	
7	31A-21240-00	BOX COMP.	1	
8	97322-08025	BOLT	1	
9	92902-08100	WASHER, sPring	1	
10	90387-09617	COLLAR	1	
11	4H7-21746-00	DAMPER	1	
12	97322-06025	BOLT	1	
13	92902-06100	WASHER, sPring	1	
14	90201-06407	WASHER, Plate	1	
15	90480-16233	GROMMET	1	
16	90387-060A7	COLLAR	1	
17	4H7-2175R-00	HOOK, bank	1	
18	31A-21170-00	BOX COMP.	1	
19	31A-21245-00	BOX	1	
20	133-82131-00	BAND, battery	1	
21	31A-28100-00	TOOL KIT	1	

SWING ARM - REAR SHOCKS

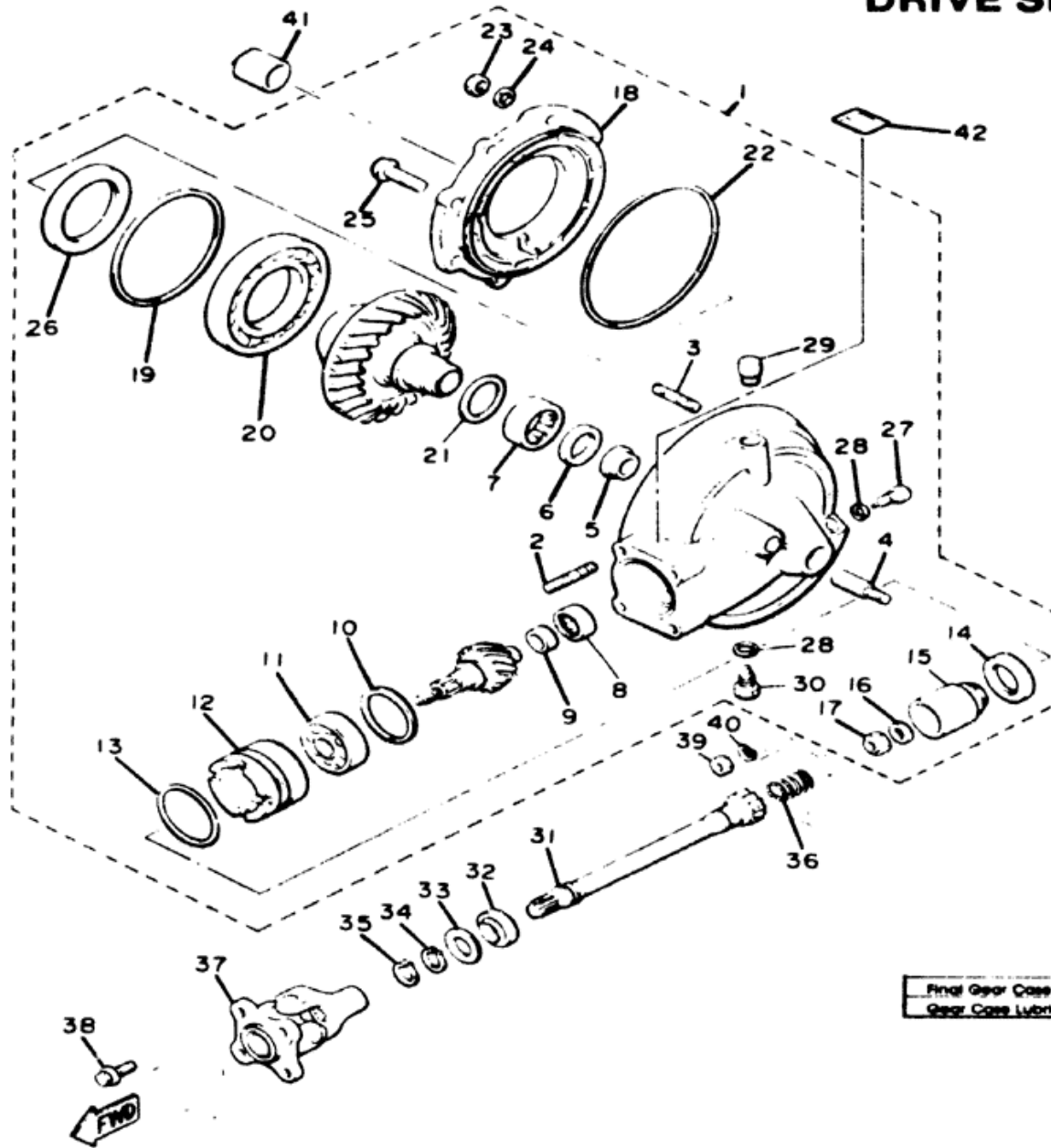


Ref. No.	Part Number	Description	Qty	Remarks
1	31A-22110-02-35	REAR ARM COMP. . . .	1	Silver
2	4H7-22141-00-00	SHAFT, pivot.	1	
3	90215-22171-00	WASHER, lock.	1	
4	93332-00010-00	BEARING.	2	
5	93102-25017-00	OIL SEAL.	2	
6	90387-17543-00	COLLAR.	2	
7	1J7-22141-00-00	SHAFT, pivot.	1	
8	1J7-22143-00-00	NUT.	1	
9	5G2-2219X-00-00	COVER.	2	
10	97306-08035-00	BOLT.	1	
11	92906-08100-00	WASHER, spring. . . .	1	
12	4H7-22189-00-00	BOOT, rubber.	1	
13	90506-07136-00	SPRING, tension. . . .	1	
14	31A-22210-01-00	SHOCK ABSORBER ASS'Y, rear.	1	
15	31A-22210-11-00	SHOCK ABSORBER ASS'Y, rear.	1	
16	90176-10013-00	NUT, crown.	1	
17	90201-10142-00	WASHER, plate.	2	
18	90106-10030-00	BOLT.	1	
19	92990-10100-00	WASHER, spring (92903-10100).	1	
20	90201-10140-00	WASHER, plate.	1	
21	90176-10009-00	NUT, crown.	2	



31E171-3260

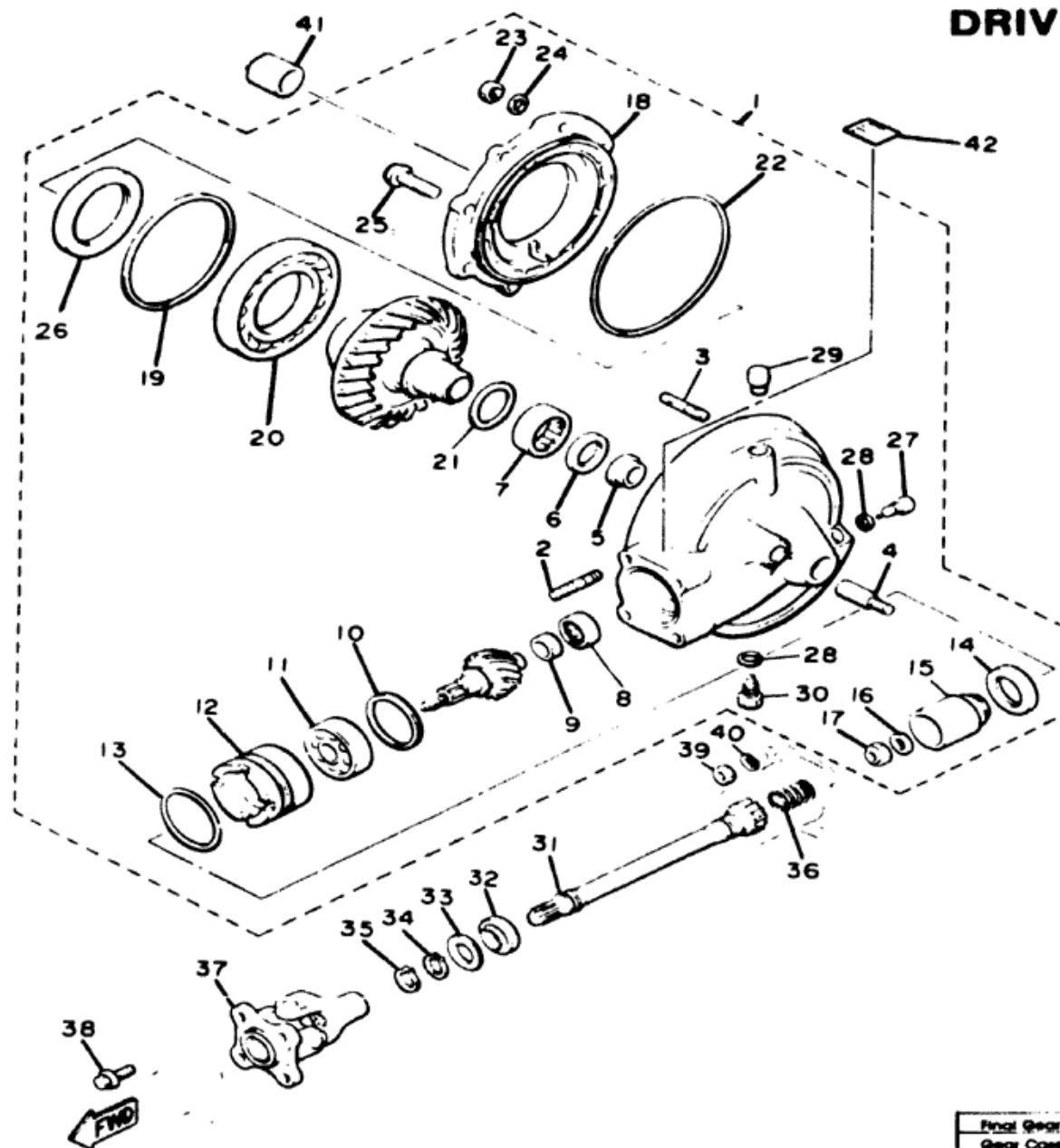
DRIVE SHAFT



Ref. No.	Part Number	Description	Qty	Remarks
1	31A-46101-00-00	REAR AXLE GEAR CASE ASS'Y	1	
2	90116-10361-00	BOLT, stud (90116-10362)	4	
3	90116-08360-00	BOLT, stud	6	
4	90116-10249-00	BOLT, stud	1	
5	4H7-46153-00-00	COLLAR, guide	1	
6	93101-30084-00	OIL SEAL	1	
7	93311-43729-00	BEARING, cylindrical	1	
8	93317-41510-00	BEARING, cylindrical	1	
9	2H7-46122-00-00	RACE, inner	1	
10	1J7-17537-Y0-30	SHIM, thrust (0.15T)	1	U.R.
	1J7-17537-Y0-30	SHIM, thrust (0.30T)	1	U.R.
	1J7-17537-Y0-40	SHIM, thrust (0.40T)	1	U.R.
	1J7-17537-Y0-50	SHIM, thrust (0.50T)	1	U.R.
	1J7-17537-Y0-60	SHIM, thrust (0.60T)	1	U.R.
11	93306-30533-00	BEARING (B6305RB1 special)	1	
12	4H7-46125-00-00	RETAINER, bearing	1	
13	93210-60426-00	O-RING	1	
14	93101-38098-00	OIL SEAL	1	
15	4H7-46123-00-00	COUPLING, gear	1	
16	90201-14632-00	WASHER, plate	1	

Final Gear Case Capacity	200cc
Gear Case Lubricant	SAE 80W90 Hypoid Gear Oil GL-4

35H110-3240



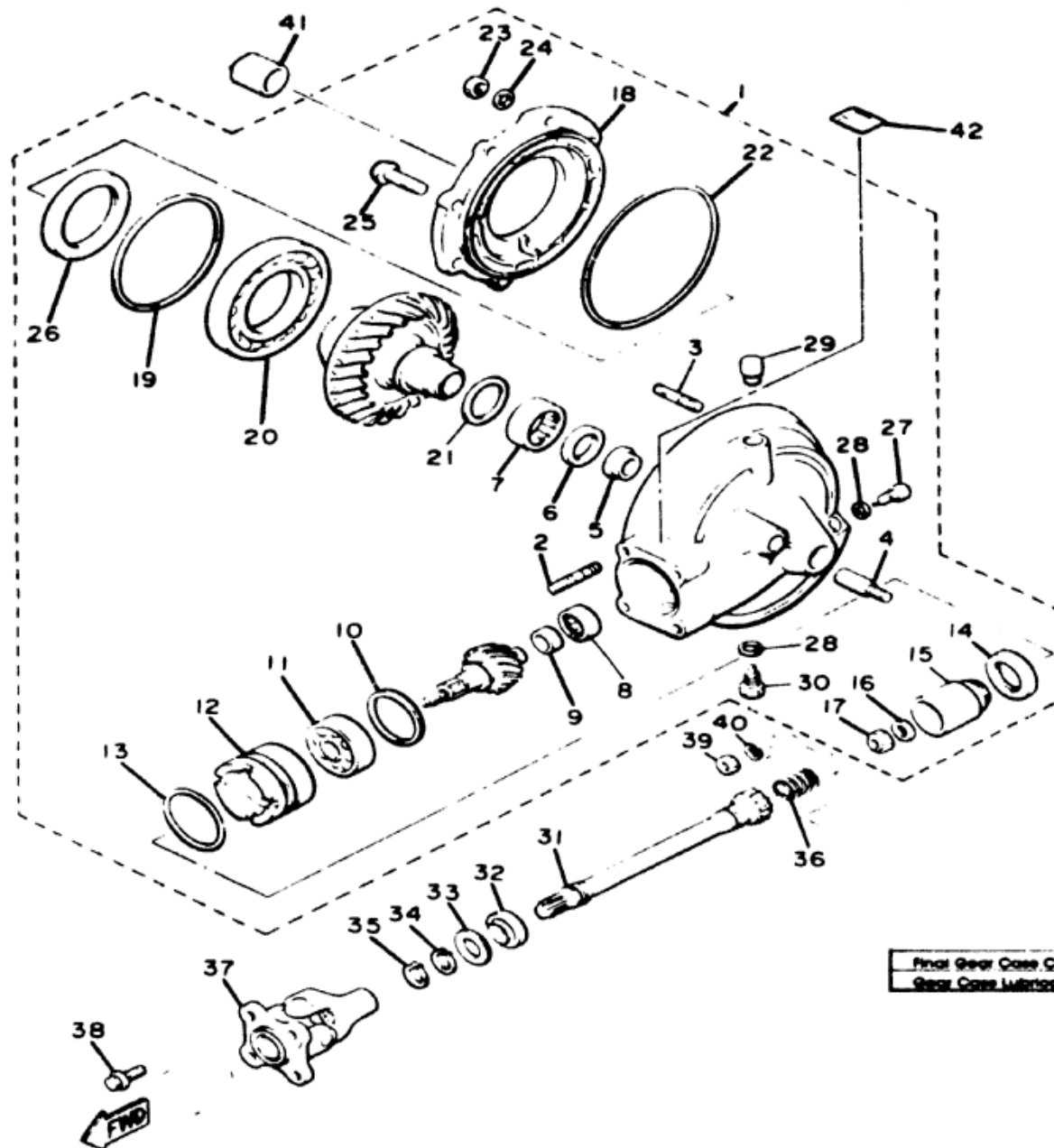
J5H110-3240

DRIVE SHAFT

Ref. No.	Part Number	Description	Qty	Remarks
17	90185-14070-00	NUT, self-locking	1	
18	4H7-46152-00-00	HOUSING, bearing . . .	1	
19	1J7-46117-Y0-25	SHIM, ring gear (0.25T)	1	U.R.
	1J7-46117-Y0-30	SHIM, ring gear (0.30T)	1	U.R.
	1J7-46117-Y0-35	SHIM, ring gear (0.35T)	1	U.R.
	1J7-46117-Y0-40	SHIM, ring gear (0.40T)	1	U.R.
	1J7-46117-Y0-45	SHIM, ring gear (0.45T)	1	U.R.
	1J7-46117-Y0-50	SHIM, ring gear (0.50T)	1	U.R.
20	93316-01403-00	BEARING, cylindrical	1	
21	1J7-46118-Y0-18	WASHER, thrust (1.8T)	1	U.R.
	1J7-46118-Y0-19	WASHER, thrust (1.9T)	1	U.R.
	1J7-46118-Y0-20	WASHER, thrust (2.0T)	1	U.R.
	1J7-46118-Y0-21	WASHER, thrust (2.1T)	1	U.R.
	4H7-46118-00-14	WASHER, thrust (1.4T)	1	U.R.
	4H7-46118-00-15	WASHER, thrust (1.5T)	1	U.R.
	4H7-46118-00-16	WASHER, thrust (1.6T)	1	U.R.
	4H7-46118-00-17	WASHER, thrust (1.7T)	1	U.R.
	4H7-46118-00-22	WASHER, thrust (2.2T)	1	U.R.
	4H7-46118-00-23	WASHER, thrust (2.3T)	1	U.R.
22	93211-44348-00	O-RING	1	

Final Gear Case Capacity	200cc
Gear Case Lubricant	SAE 80W90 Hypoid Gear Oil GL-4

DRIVE SHAFT

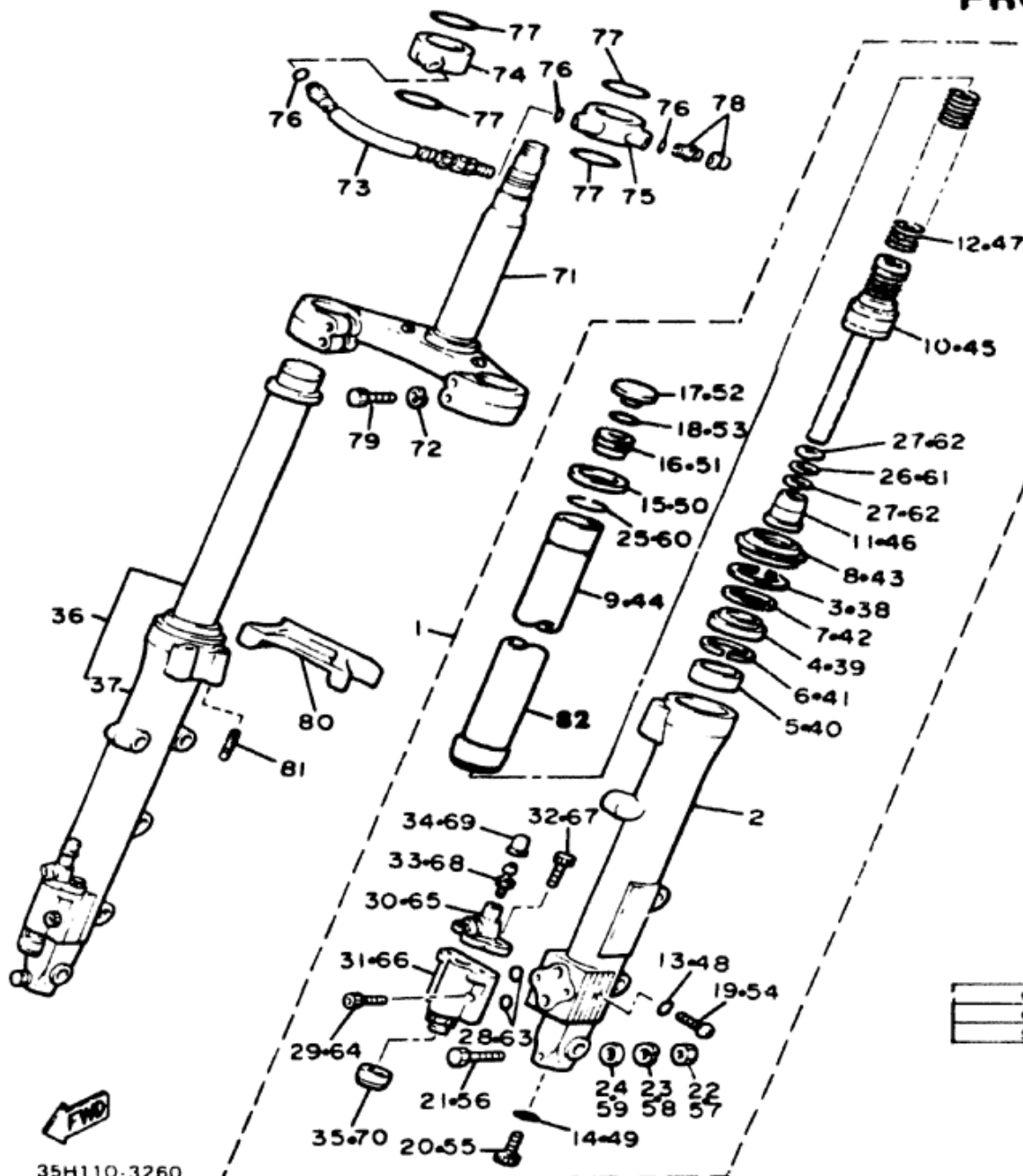


Ref. No.	Part Number	Description	Qty	Remarks
23	95311-08600-00	NUT	6	
24	92901-08700-00	WASHER, wave.	6	
25	90109-10748-00	BOLT.....	2	
26	93102-70167-00	OIL SEAL.....	1	
27	11H-13455-00-00	PLUG, straight screw (90340-14009).....	1	
28	214-11198-01-00	GASKET.....	2	
29	2H7-17590-00-00	BREATHER COMP.	1	
30	90340-14042-00	PLUG, straight screw	1	
31	31A-46172-01-00	SHAFT, drive.....	1	
32	93108-23007-00	OIL SEAL.....	1	
33	90201-231A2-00	WASHER, plate	1	
34	93410-23056-00	CIRCLIP	1	
35	93410-22039-00	CIRCLIP	1	
36	90501-16491-00	SPRING, compression	1	
37	31A-46180-00-00	CROSS JOINT COMP.	1	
38	90105-08155-00	BOLT, washer based (90105-08066)	4	
39	95316-10600-00	NUT.....	4	
40	92906-10100-00	WASHER, spring	4	
41	90387-172A5-00	COLLAR.....	1	
42	31A-46181-00-00	LABEL, oil caution	1	

Final Gear Case Capacity	900cc
Gear Case Lubricant	SAE 80W90 Hypoid Gear Oil GL-4

35H110-3240

FRONT FORK



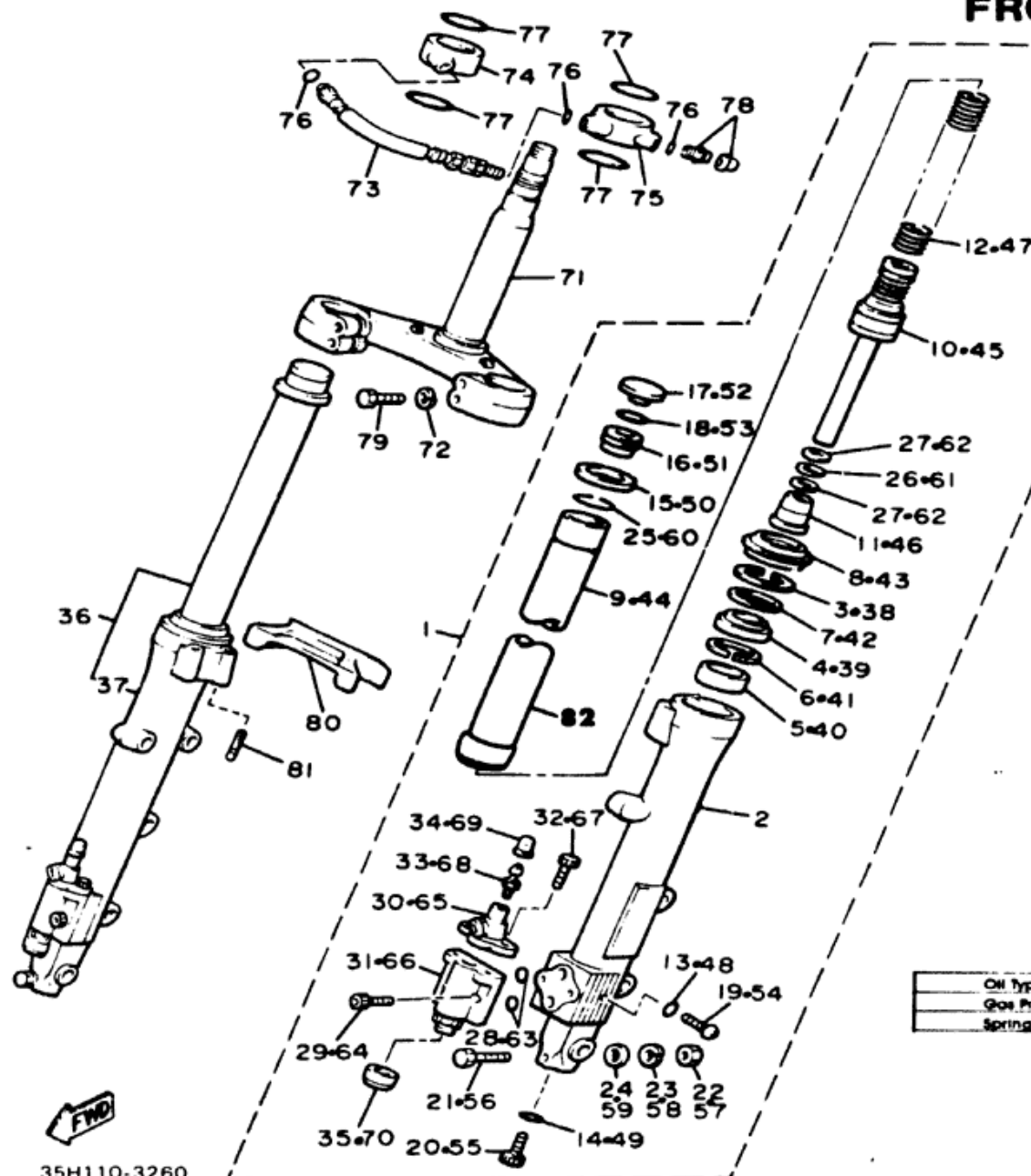
Ref. No.	Part Number	Description	Qty	Remarks
1	31A-23102-01-00	FRONT FORK ASS'Y (L.H.)(31A-23102-00)...	1	
2	31A-23126-30-00	TUBE, outer 1	1	
3	3R4-23153-00-00	RING, snap	1	
4	2H7-23145-01-00	OIL SEAL	1	
5	31A-23125-30-00	METAL, slide 1	1	
6	31A-23149-30-00	WASHER, spring upper	1	
7	31A-23148-30-00	WASHER, oil seal	1	
8	31A-23144-30-00	SEAL, dust	1	
9	31A-23110-30-00	INNER TUBE COMP. 1	1	
10	31A-23170-30-00	CYLINDER COMP., front fork	1	
11	22N-23173-00-00	SPINDLE, taper	1	
*12	31A-23141-31-00	SPRING, front fork (31A-23141-30)	1	
13	122-23129-00-00	GASKET, drain plug	1	
14	509-23158-L0-00	GASKET	1	
15	2H7-23163-00-00	WASHER	1	
16	31A-23111-30-00	BOLT, cap.	1	
17	16G-23168-00-00	CAP, front fork.	1	
18	1W1-23114-L0-00	GASKET	1	
19	4H7-23119-01-00	PLUG, drain (122-23119-01)	1	
20	278-23181-50-00	BOLT, hexagon socket head	1	
21	4G0-23356-00-00	BOLT 2	1	

*Indicates new part numbers activated from March, 1986.

Oil type / Level / Qty	10 Wt Fork Oil* / 148mm / 280cc
Oil Pressure Min ~ Max / Standard	0.36 ~ 0.46 kg/cm ² / 0.4 kg/cm ²
Spring Length Std	522.5mm

35H110-3260

FRONT FORK

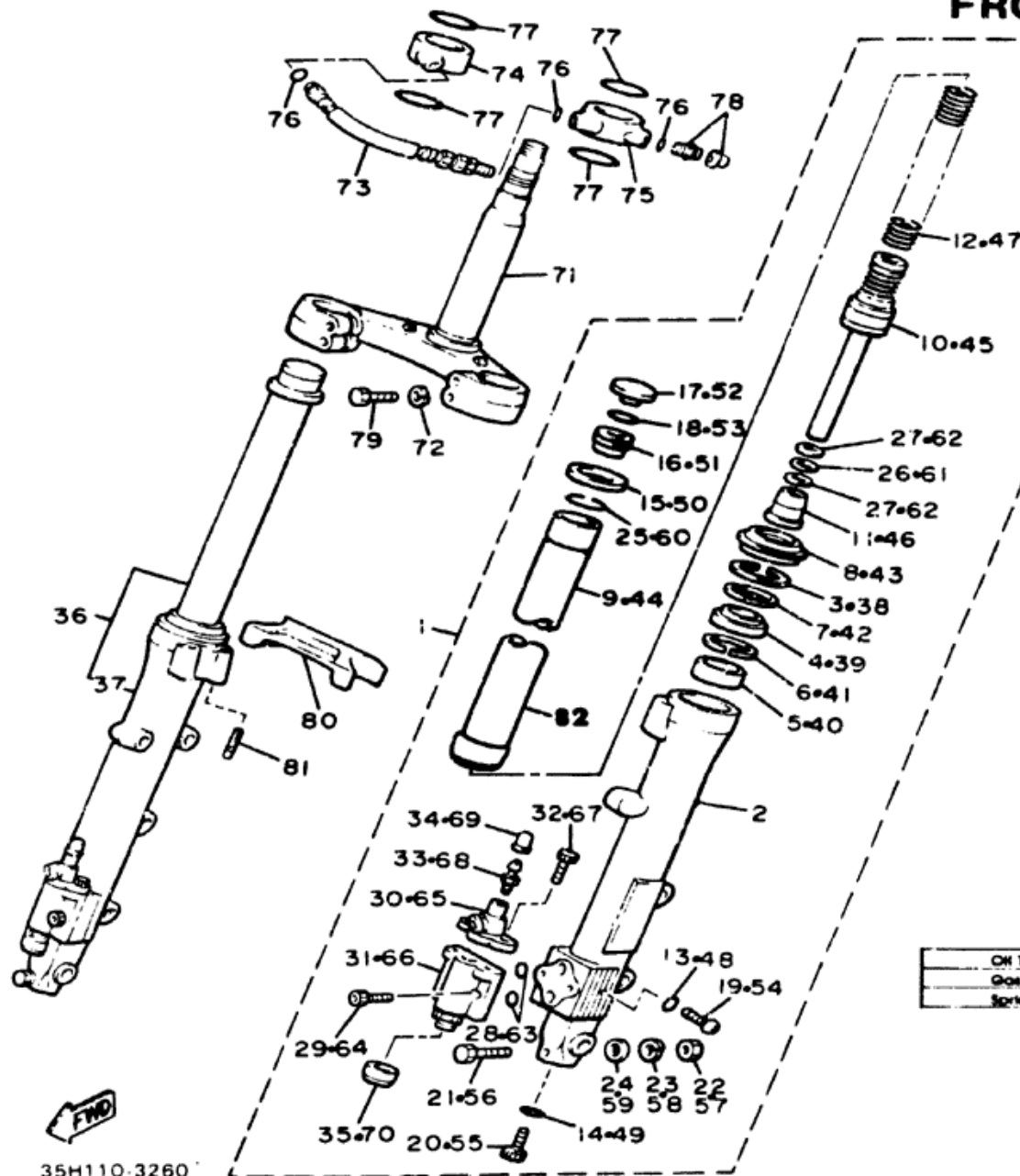


Ref. No.	Part Number	Description	Qty	Remarks
22	95311-08600-00	NUT	1	
23	92990-08100-00	WASHER, spring (92903-08100).....	1	
24	90201-08544-00	WASHER, plate.....	1	
25	15R-23153-00-00	RING, snap	1	
26	22N-2319L-00-00	WASHER	1	
27	22N-2319M-00-00	SPRING, valve.....	1	
28	22N-23147-00-00	O-RING.....	1	
29	22N-23346-00-00	BOLT 1	1	
30	26H-2319F-00-00	BRAKE PLUNGER ASS'Y 1	1	
31	26H-2319E-00-00	DAMPER PISTON ASS'Y	1	
32	22N-23356-00-00	BOLT 2	2	
33	26H-2319V-00-00	BREATHER, air	1	
34	26H-2319W-00-00	CAP.....	1	
35	22N-2319U-00-00	CAP.....	1	
36	31A-23103-01-00	FRONT FORK ASS'Y (R.H.)(31A-23103-00)	1	
37	31A-23136-30-00	TUBE, outer 2	1	
38	3R4-23153-00-00	RING, snap	1	
39	2H7-23145-01-00	OIL SEAL	1	
40	31A-23125-30-00	METAL slide 1	1	
41	31A-23149-30-00	WASHER, spring upper	1	

Oil Type / Level / Qty	10 Wt. Fork Oil / 168mm / 280cc
Gas Pressure Min. ~ Max. / Standard	0.35 ~ 0.45 kg/cm ² / 0.4 kg/cm ²
Spring Length Std.	522.5mm

35H110-3260

FRONT FORK

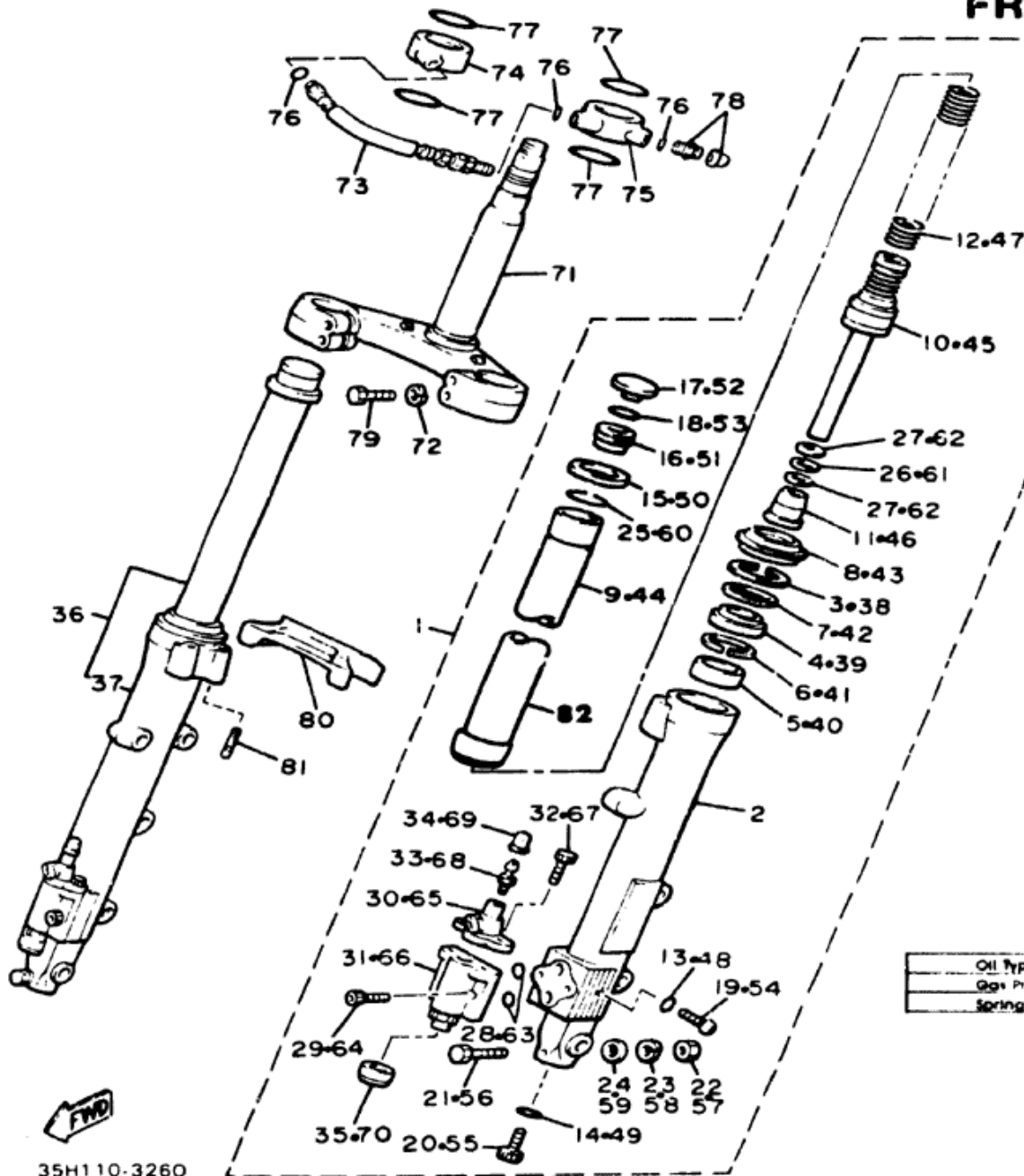


Ref. No.	Part Number	Description	Qty	Remarks
42	31A-23143-30-00	WASHER, oil seal	1	
43	31A-23144-30-00	SEAL, dust	1	
44	31A-23110-30-00	INNER TUBE COMP. 1	1	
45	31A-23170-30-00	CYLINDER COMP., front fork	1	
46	22N-23173-00-00	SPINDLE, taper	1	
47	31A-23141-31-00	SPRING, front fork (31A-23141-30)	1	
48	122-23129-00-00	GASKET, drain plug	1	
49	509-23158-L0-00	GASKET	1	
50	2H7-23163-00-00	WASHER	1	
51	31A-23111-30-00	BOLT, cap	1	
52	16G-23168-00-00	CAP, front fork	1	
53	1W1-23114-L0-00	GASKET	1	
54	4H7-23119-00-00	PLUG, drain (122-23119-01)	1	
55	278-23181-50-00	BOLT, hexagon socket head	1	
56	4G0-23356-00-00	BOLT 2	1	
57	95311-08600-00	NUT	1	
58	92990-08100-00	WASHER, spring (92903-08100)	1	
59	90201-08544-00	WASHER, plate	1	
60	15R-23153-00-00	RING, snap	1	
61	22N-2319L-00-00	WASHER	1	

*Indicates new part numbers activated from March, 1986.

Oil type / Level / Qty	10 Wt. Fork Oil* / 160mm / 280cc
Oil Pressure Min ~ Max / Standard	0.35 ~ 0.45 kg/cm ² / 0.4 kg/cm ²
Spring Length Std	522.5mm

FRONT FORK



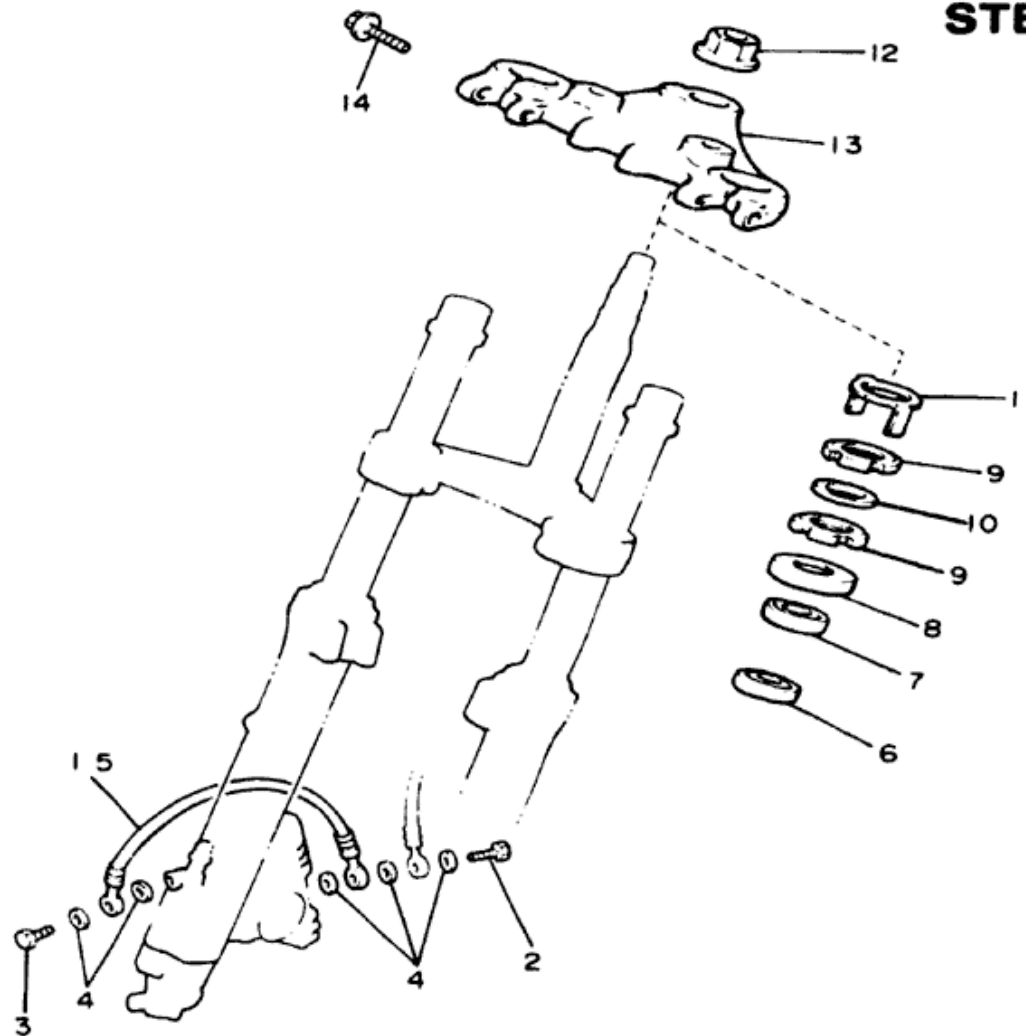
Ref. No.	Part Number	Description	Qty	Remarks
62	22N-2319M-00-00	SPRING, valve.....	1	
63	22N-23147-00-00	O-RING.....	1	
64	22N-23346-00-00	BOLT 1.....	1	
65	26H-2319F-00-00	RAKE PLUNGER ASS'Y 1.....	1	
66	26H-2319E-00-00	DAMPER PISTON ASS'Y.....	1	
67	22N-23356-00-00	BOLT 2.....	2	
68	26H-2319V-00-00	BREATHER, air.....	1	
69	26H-2319W-00-00	CAP.....	1	
70	22N-2319U-00-00	CAP.....	1	
71	31A-23340-00-00	UNDERBRACKET COMP.....	1	
72	92990-08100-00	WASHER, spring (92903-08100).....	4	
73	31A-2318F-30-00	HOSE, air.....	1	
74	11T-2319A-00-00	JOINT, air 2.....	1	
75	31A-2318A-30-00	JOINT, air 1.....	1	
76	3J2-23147-00-00	O-RING.....	3	
77	11T-23188-00-00	O-RING.....	4	
78	4V4-23190-L0-00	AIR VALVE COMP.....	1	
79	97321-08040-00	BOLT.....	4	
80	31A-2313A-30-00	BRACE, fork.....	1	
81	31A-23181-30-00	BOLT, hexagon socket head.....	4	
*82	31A-23171-30-00	PISTON, front fork.....	1	

*Indicates new part numbers activated from March, 1986.

Oil Type / Level / Qty	10 Wt Fork Oil* / 168mm / 280cc
Gas Pressure Min ~ Max / Standard	0.30 ~ 0.46 kg/cm ² / 0.4 kg/cm ²
Spring Length Std	522.5mm

35H110-3260

STEERING



Ref. No.	Part Number	Description	Qty	Remarks
1	31A-25874-00-00	HOSE, brake	1	
2	90401-10095-00	BOLT, union	2	
3	90401-10096-00	BOLT, union	2	
4	90201-10118-00	WASHER, plate	10	
5	31A-25874-10-00	HOSE, brake	1	
6	93332-00008-00	BEARING	1	
7	93332-00023-00	BEARING	1	
8	1J7-23415-00-00	COVER, ball race 1	1	
9	90179-25033-00	NUT	2	
10	90202-26142-00	WASHER, plate	1	
11	26H-23418-01-00	WASHER, special	1	
12	90179-22412-00	NUT	1	
13	31A-23435-00-98	CROWN, handle	1	Low Gloss Blk
14	95826-08045-00	BOLT, flange	2	

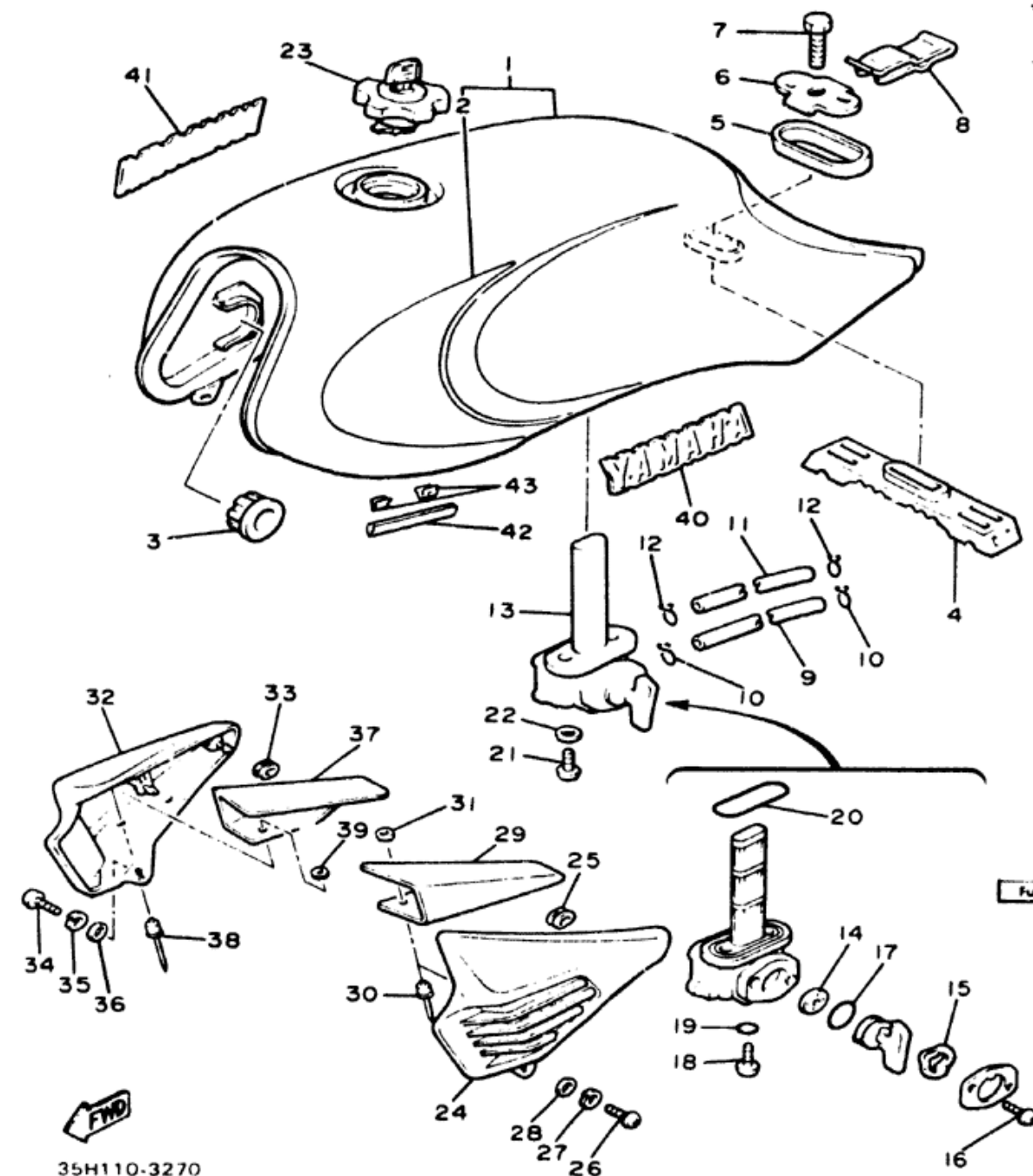


35H110-3250

FUEL TANK

Ref. No.	Part Number	Description	Qty	Remarks
1	31A-24110-00-09	FUEL TANK COMP.....	1	Super Red/ Star Silver
2	31A-24240-30-00	GRAPHIC SET.....	1	For Red
3	4H7-24181-00-00	DAMPER, locating 1 ...	2	
4	31A-24182-00-00	DAMPER, locating 2 ...	1	
5	4K0-24183-00-00	DAMPER, locating 3 ...	1	
6	4K0-24186-00-00	WASHER, special.....	1	
7	90109-08579-00	BOLT	1	
8	4K0-2411M-00-00	CLIP.....	1	
9	90445-11770-00	HOSE.....	1	
10	90467-10041-00	CLIP.....	2	
11	90445-09500-00	HOSE.....	1	
12	90467-08075-00	CLIP.....	2	
13	31A-24500-01-00	FUEL COCK ASS'Y 1...	1	
14	16G-24523-00-00	VALVE	1	
15	16G-24518-00-00	WASHER, wave.....	1	
16	97801-03008-00	SCREW, pan head....	2	
17	2G2-24512-00-00	O-RING.....	1	
18	97801-06008-00	SCREW, pan head....	1	
19	2G2-24522-00-00	GASKET.....	1	
20	2G2-24534-00-00	O-RING.....	1	
21	90149-06008-00	SCREW	2	
22	90202-06010-00	WASHER, plate	2	

Fuel Type/Total Fuel Tank Capacity/Reserve Cap Regular / 22.0 LR / 5.0 LR



FUEL TANK

Ref. No.	Part Number	Description	Qty	Remarks
23	11H-24602-02-00	CAP ASS'Y	1	
24	31A-2835J-00-6M	BODY, front lower 1	1	Star Silver
25	90480-01141-00	GROMMET	2	
26	92506-06016-00	SCREW, pan head	1	
27	92906-06100-00	WASHER, spring	1	
28	90201-06059-00	WASHER, plate	1	
29	31A-2835U-00-00	PANEL 1	1	
30	90267-40029-00	RIVET, blind (811-77459-00)	2	
31	90201-04M06-00	WASHER, plate	2	
32	31A-2835K-00-6M	BODY, front lower 2	1	Star Silver
33	90480-01141-00	GROMMET	2	
34	92506-06016-00	SCREW, pan head	1	
35	92906-06100-00	WASHER, spring	1	
36	90201-06059-00	WASHER, plate	1	
37	31A-2835V-00-00	PANEL 2	1	
38	90267-40029-00	RIVET, blind (811-77459-00)	2	
39	90201-04M06-00	WASHER, plate	2	
40	31A-24161-00-00	EMBLEM 1	1	For Red
41	31A-24162-00-00	EMBLEM 2	1	For Red
42	31A-24188-00-00	MOLD, fuel tank	2	
43	90468-03063-00	CLIP	4	

Fuel Type/Total Fuel Tank Capacity/Reserve Cap Regular / 22.0 Ltr 5.0 Ltr

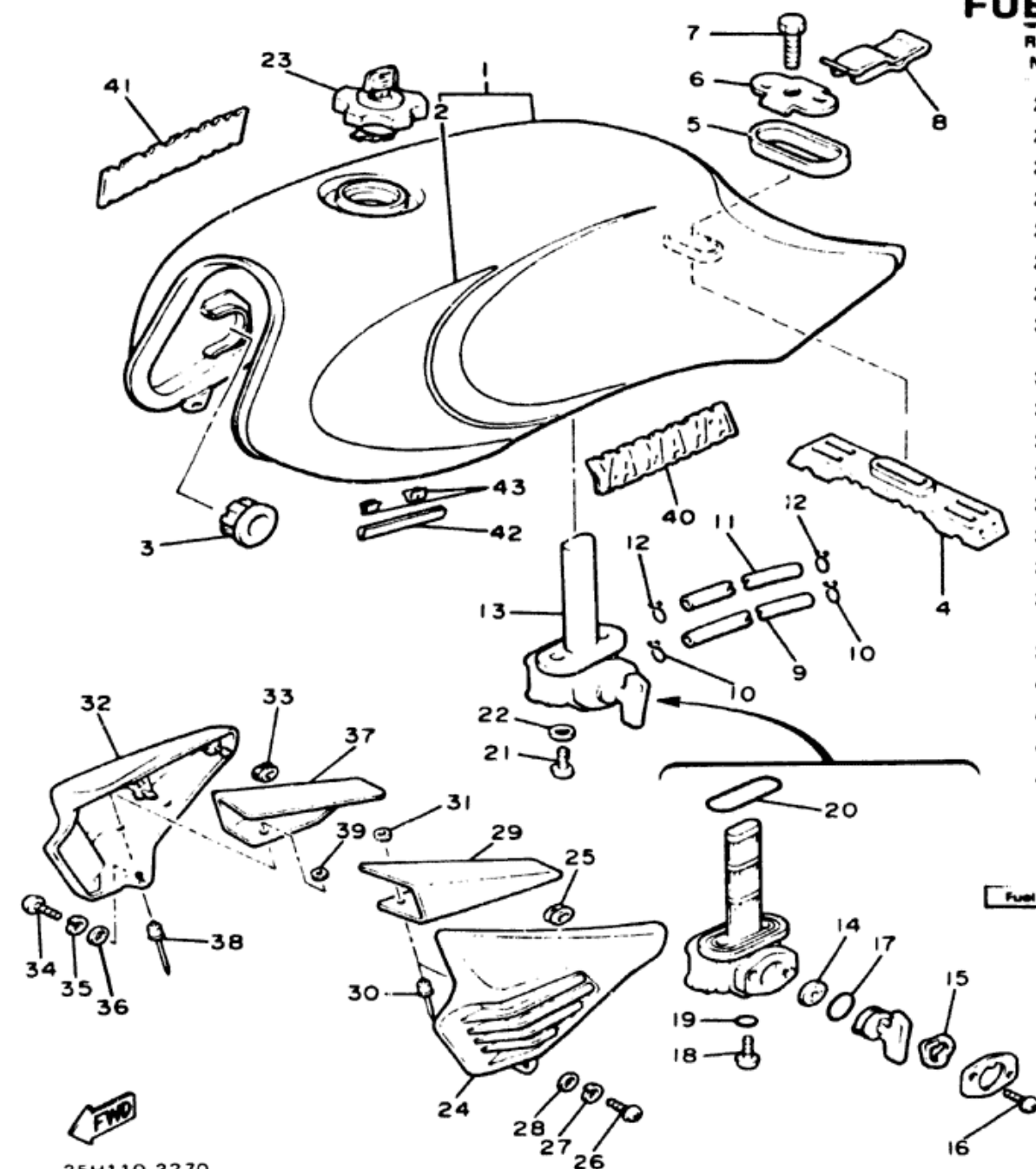
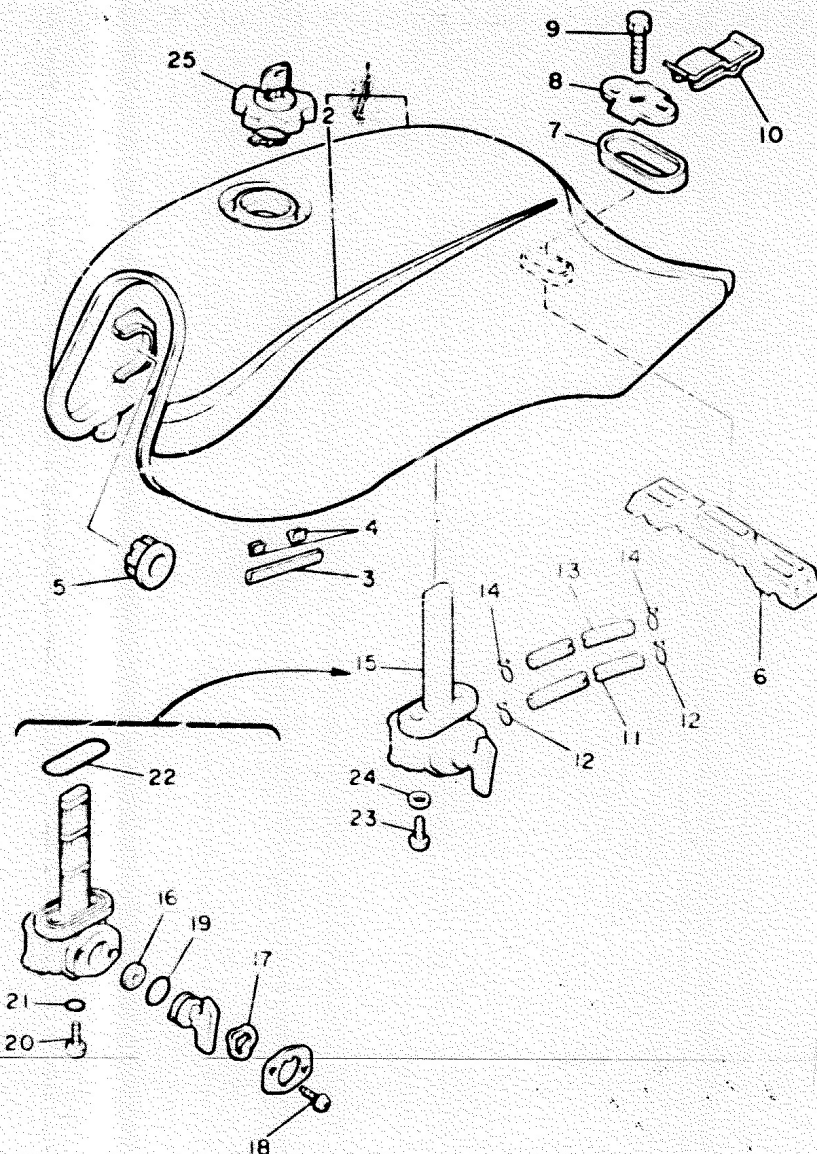
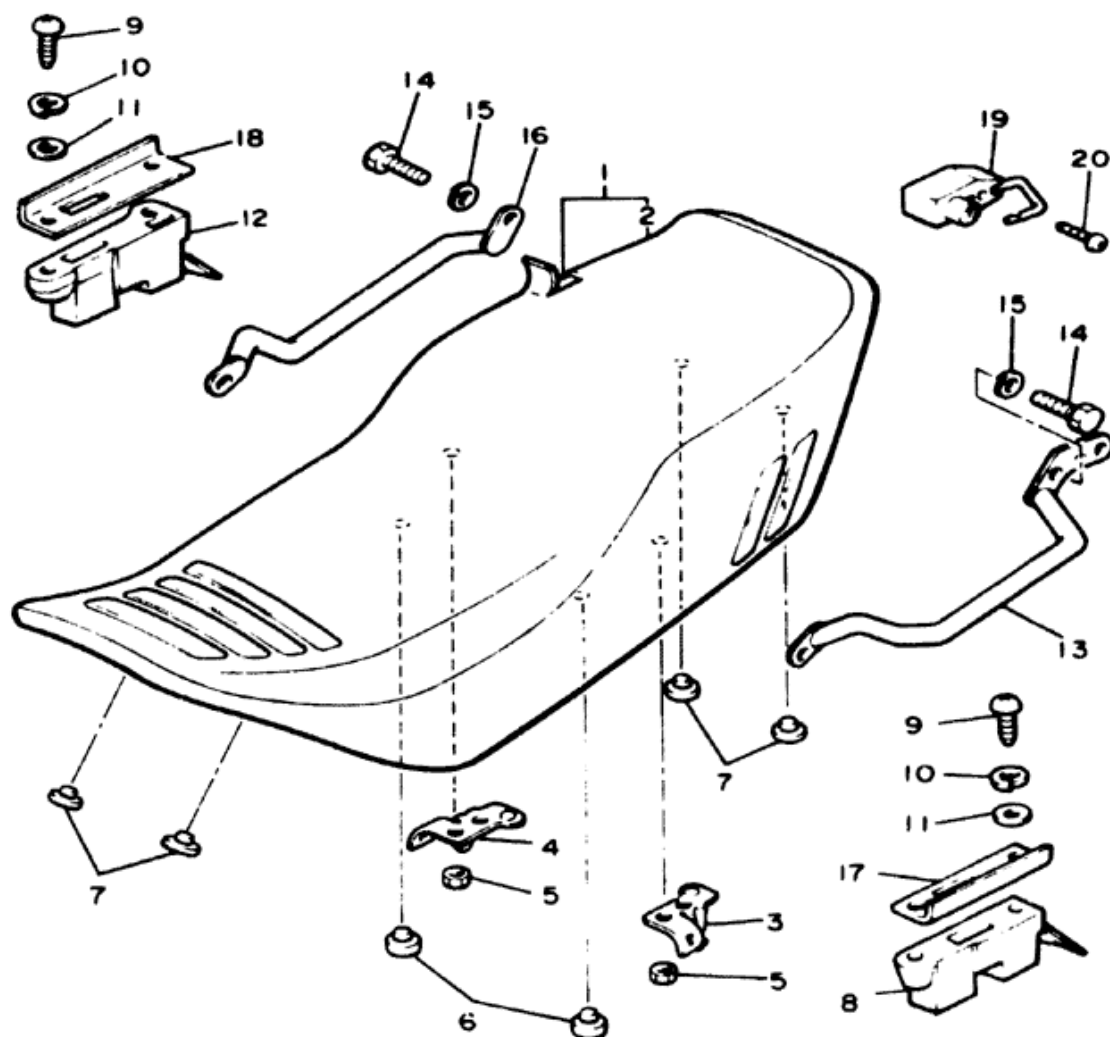


FIG. 27 FUEL TANK



REF. NO.	PART NO.	DESCRIPTION	Q'TY	REMARKS
1	31A-24110-00-13	FUEL TANK COMP.	1	stormy red/silky white
2	44X-24240-00	GRAPHIC SET	1	
3	31A-24188-00	MOLD, fuel tank	2	
4	90468-03063	CLIP	4	
5	4H7-24181-00	DAMPER, locating 1	2	
6	31A-24182-00	DAMPER, locating 2	1	
7	4K0-24183-00	DAMPER, locating 3	1	
8	4K0-24186-00	WASHER, special	1	
9	90109-08579	BOLT	1	
10	4K0-24111M-00	CLIP	1	
11	90445-11770	HOSE	1	
12	90467-10041	CLIP	2	
13	90445-09500	HOSE	1	
14	90467-08075	CLIP	2	
15	31A-24500-01	FUEL COCK ASSY 1	1	
16	16G-24523-00	VALVE	1	
17	16G-24518-00	WASHER, wave	1	
18	97801-03008	SCREW, Pan head	2	
19	2G2-24512-00	O-RING	1	
20	97801-06008	SCREW, Pan head	1	
21	2G2-24522-00	GASKET	1	
22	2G2-24534-00	O-RING	1	
23	90149-06008	SCREW	2	
24	90202-06010	WASHER, plate	2	
25	11H-24602-02	CAP ASSY	1	

44X171-4270



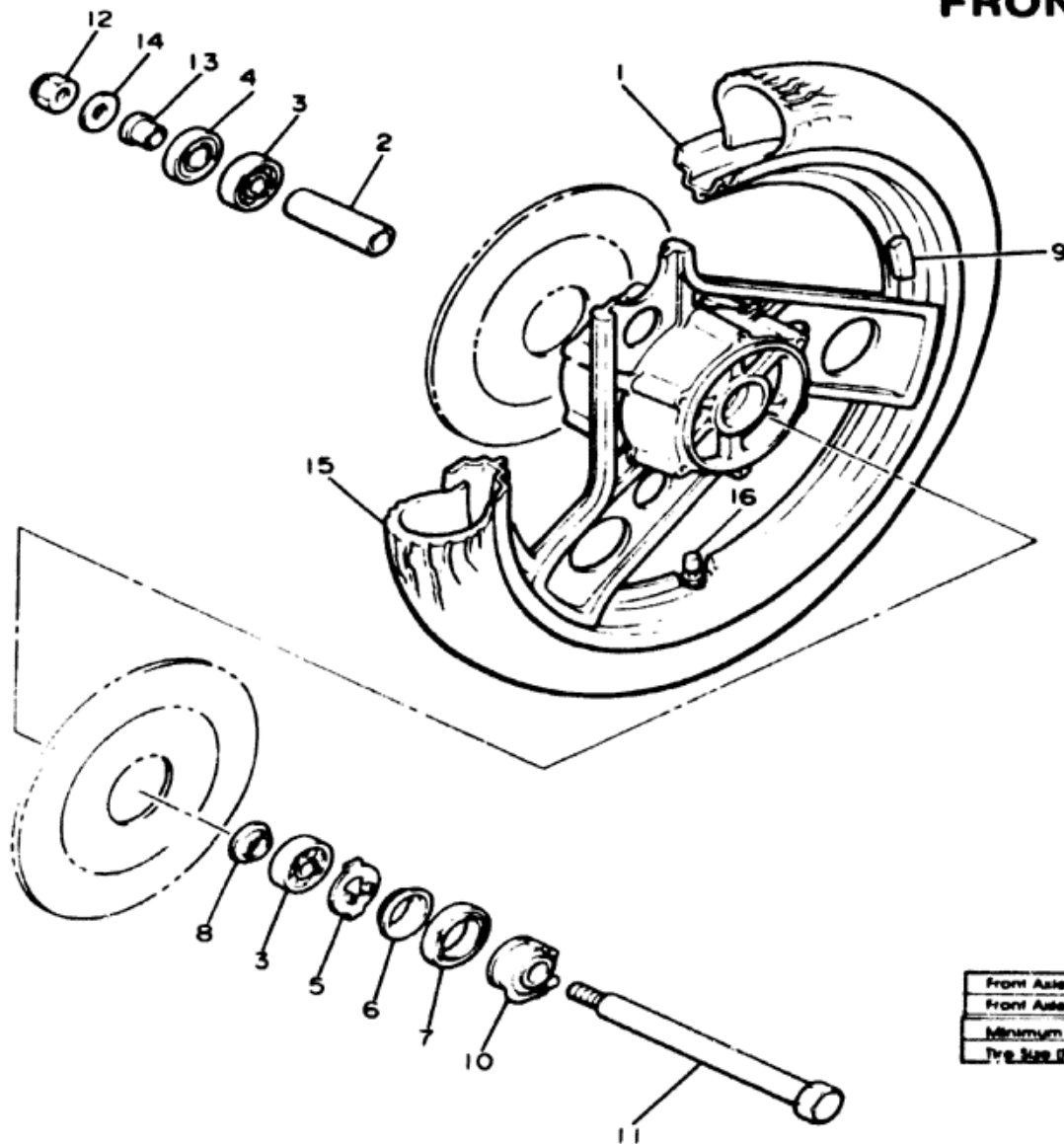
SEAT

Ref. No.	Part Number	Description	Qty	Remarks
1	31A-W2472-00-00	DOUBLE SEAT ASS'Y	1	
2	31A-24731-00-00	COVER, seat	1	
3	31A-24728-00-00	BRACKET, seat	1	
4	31A-24738-00-00	BRACKET, seat	1	
5	95701-06500-00	SPEED NUT (3Y6-24735-00)	4	
6	278-27114-A0-00	STOPPER, main stand	2	
7	116-24741-A0-00	PAD, seat	4	
8	41Y-24705-01-00	SEAT LOCK ASS'Y (31A-24705-00)	1	
9	92580-06020-00	SCREW, panhead (92503-06020)	4	
10	92990-06100-00	WASHER, spring (92903-06100)	4	
11	90201-061A5-00	WASHER (92901-06600)	4	
12	31A-24760-00-00	SEAT LEVER ASS'Y	1	
13	31A-21165-00-00	HANDLE, standing	1	
14	97316-08016-00	BOLT (97306-08016)	2	
15	92906-08100-00	WASHER, spring	2	
16	31A-21275-00-00	STAY, rear	1	
17	31A-2476A-00-00	PLATE, guide 1	1	
18	31A-2476E-00-00	PLATE, guide 2	1	
19	26H-21308-00-00	HELMET HANGER ASS'Y (3H1-21308-00)	1	
20	90149-06154-00	SCREW	1	



31E171-3310

FRONT WHEEL



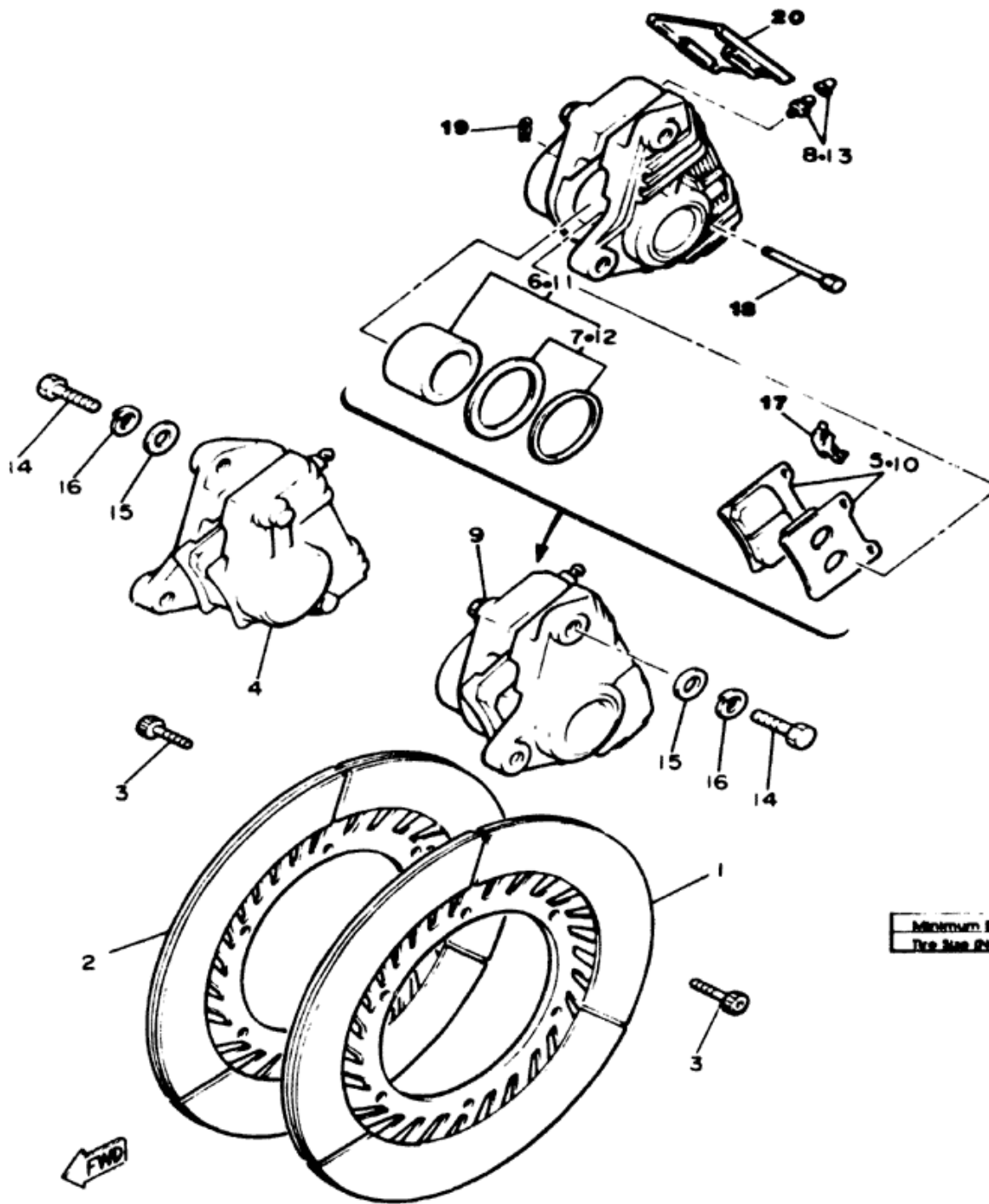
Ref. No.	Part Number	Description	Qty	Remarks
1	31E-25168-20-98	CAST WHEEL, front.	1	Low Gloss Blk
2	90560-15116-00	SPACER	1	
3	93306-30203-00	BEARING (B6302Z)	2	
4	93102-22014-00	OIL SEAL	1	
5	341-25149-00-00	CLUTCH, meter	1	
6	341-25846-00-00	RETAINER, clutch	1	
7	93105-45017-00	OIL SEAL	1	
8	146-25115-00-00	FLANGE, spacer 1	1	
9	29L-25398-00-00	BALANCER, wheel (10G)	1	U.N.
	29L-25398-10-00	BALANCER, wheel (20G)	1	U.N.
	29L-25398-20-00	BALANCER, wheel (30G)	1	U.N.
10	31A-25190-00-00	GEAR UNIT ASS'Y.	1	
11	31A-25181-00-00	AXLE, wheel	1	
12	95601-14100-00	NUT, U	1	
13	90387-15550-00	COLLAR	1	
14	92990-14200-00	WASHER, plain (92901-14200)	1	
15	94110-184M9-00	TIRE (100/90-V18 L303)	1	Bridgestone
16	93900-00001-00	VALVE, rim	1	Bridgestone

Front Axle Nut	M14 7.8 m-kg
Front Axle Holder Nut	M8 2.0 m-kg
Minimum Brake Lining Thickness - Front - Rear	0.3mm, 0.5mm
Tire Size (Nominal Pressure) - Front - Rear	100/90V18 (2.25 kg/cm ²) - 120/90V18 (2.5 kg/cm ²)



31E171-3320

FRONT BRAKE - CALIPER

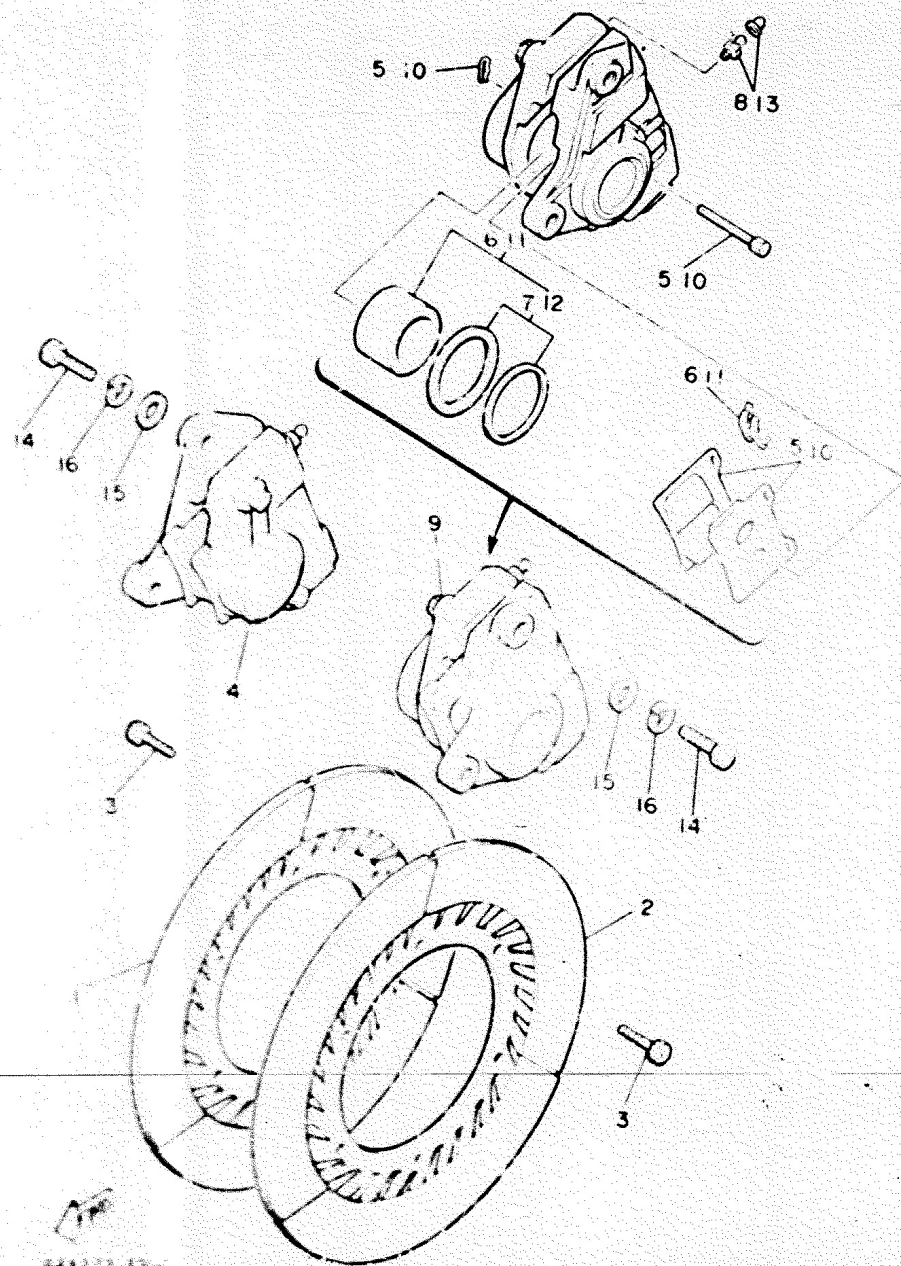


Ref. No.	Part Number	Description	Qty	Remarks
1	31A-25831-01-00	DISC, brake (31A-25831-00)	1	
2	31A-25831-11-00	DISC, brake (31A-25831-10)	1	
3	90109-08718-00	BOLT	12	
4	31A-25810-00-00	CALIPER ASS'Y	1	
5	26H-W0048-10-00	BRAKE PAD KIT, front	1	
6	31A-W0057-00-00	PISTON ASS'Y, caliper	1	
7	31A-W0047-00-00	CALIPER SEAL KIT	1	
8	26H-W0048-00-00	BREED SCREW KIT	1	
9	31A-25810-10-00	CALIPER ASS'Y	1	
10	31A-W0048-00-00	BRAKE PAD KIT, front	1	
11	31A-W0057-00-00	PISTON ASS'Y, caliper	1	
12	31A-W0047-00-00	CALIPER SEAL KIT	1	
13	26H-W0048-00-00	BREED SCREW KIT	1	
14	90105-10308-00	BOLT (90101-10308)	4	
15	92990-10200-00	WASHER, plain (92903-10200)	4	
16	92990-10100-00	WASHER, spring (92903-10100)	4	
17	26H-25919-00-00	CROSS SPRING	1	
18	26H-25924-00-00	PAD, pin	1	
19	26H-25925-00-00	CLIP	1	
20	26H-25836-00-00	COVER, dust	1	

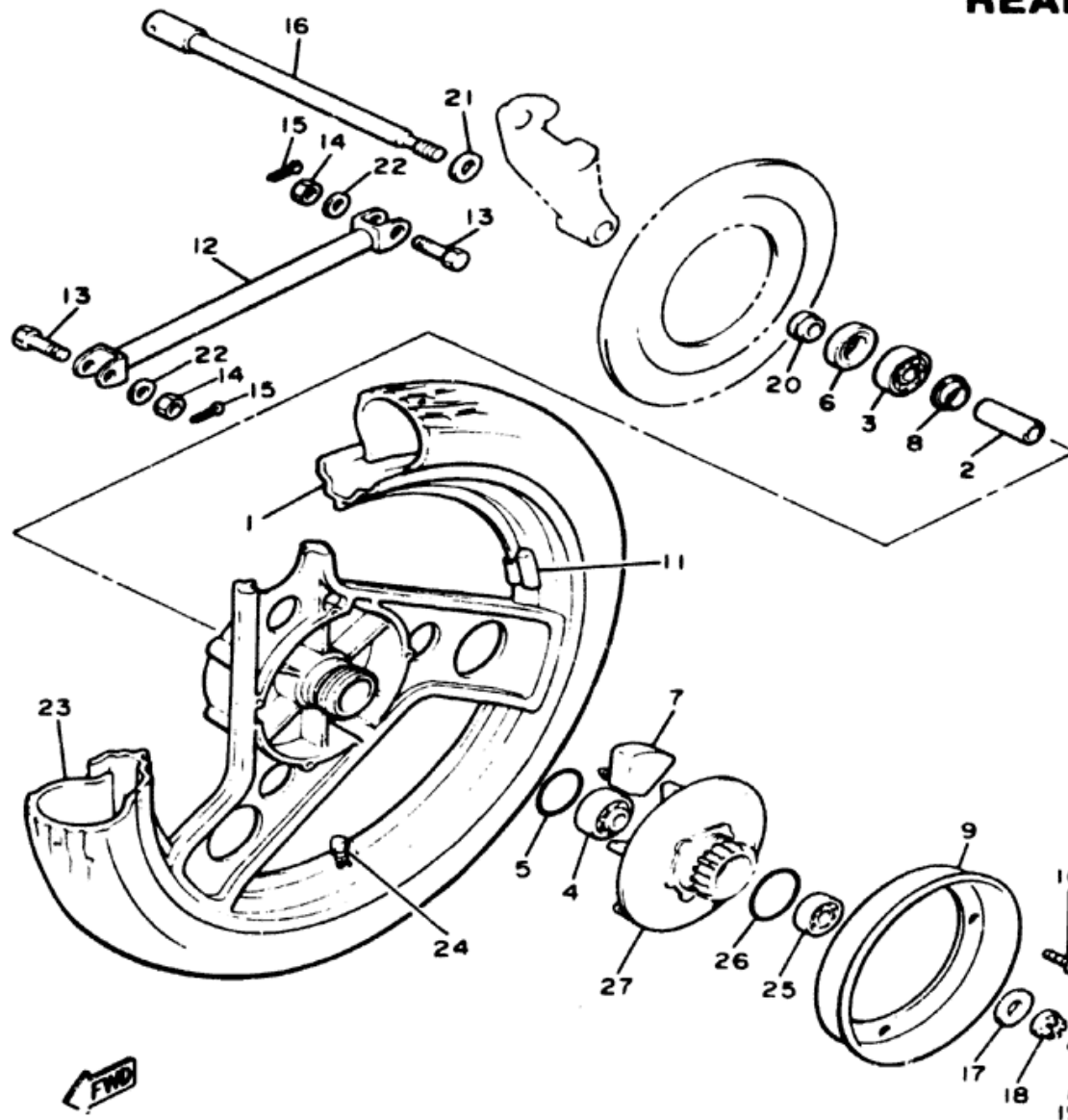
Minimum Brake Lining Thickness	Front / Rear	0.8mm / 0.8mm
Tire Size (Nominal Pressure)	Front / Rear	100R15V18 (2.28 kg/cm ²) / 120R15V18 (2.8 kg/cm ²)

FIG. 30 FRONT BRAKE CALIPER

REF. NO.	PART NO.	DESCRIPTION	Q'TY	REMARKS
1	31A-25831-01	DISC, brake (RIGHT)	1	
2	31A-25831-11	DISC, brake (LEFT)	1	
3	90109-08718	BOLT	12	
4	41Y-25910-00	CALIPER ASSY (RIGHT)	1	
5	26H-W0045-01	•BRAKE PAD KIT, front	1	
6	31A-W0057-00	•PISTON ASSY, caliper	1	
7	31A-W0047-00	••CALIPER SEAL KIT	1	
8	26H-W0048-00	•BREED SCREW KIT	1	
9	41Y-25810-10	CALIPER ASSY (LEFT)	1	
10	26H-W0045-01	•BRAKE PAD KIT, front	1	
11	31A-W0057-00	•PISTON ASSY, caliper	1	
12	31A-W0047-00	••CALIPER SEAL KIT	1	
13	26H-W0048-00	•BREED SCREW KIT	1	
14	90101-10308	BOLT	4	
15	92901-10200	WASHER, Plain	4	
16	929C1-10100	WASHER, Spring	4	



REAR WHEEL



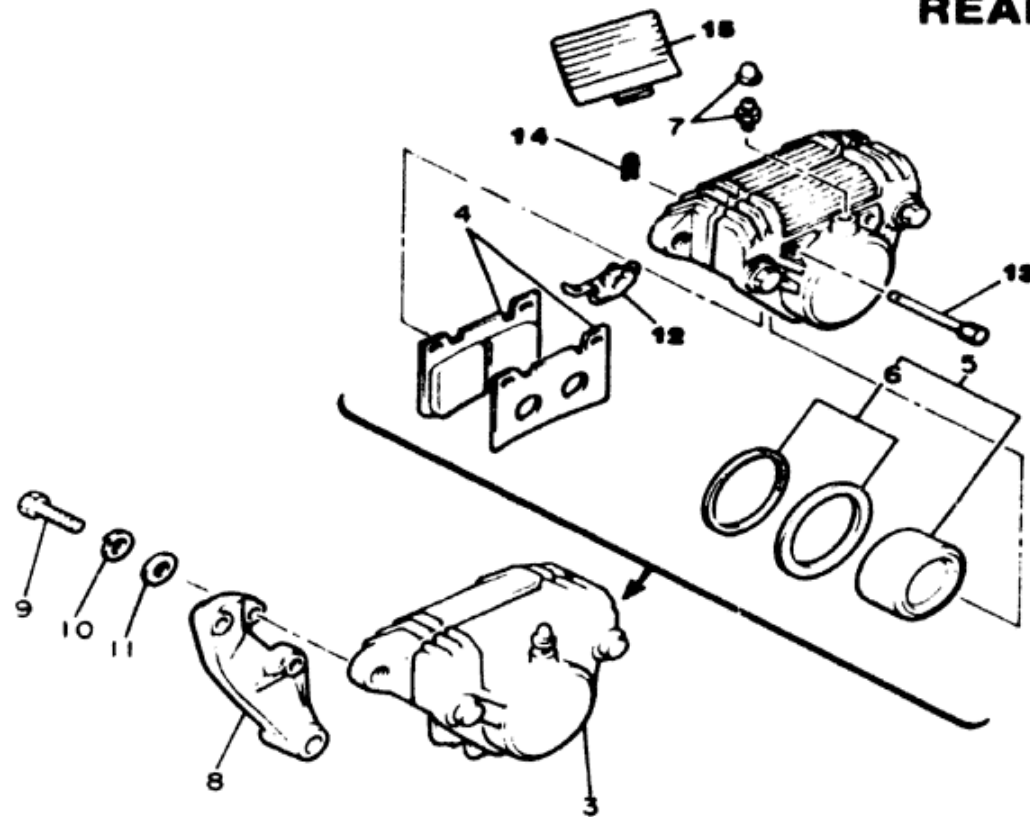
Ref. No.	Part Number	Description	Qty	Remarks
1	31E-25338-20-98	CAST WHEEL, rear	1	Low Gloss Blk
2	90560-17204-00	SPACER	1	
3	93306-30306-00	BEARING (B6303)	1	
4	93302-20306-00	BEARING	1	
5	93210-48530-00	O-RING	1	
6	93102-25044-00	OIL SEAL	1	
7	400-26384-00-00	DAMPER	6	
8	148-25315-00-00	FLANGE, spacer	1	
9	31A-25327-00-00	COVER, plate	1	
10	98501-05010-00	SCREW, pan head	4	
11	29L-25398-00-00	BALANCER, wheel (10G)	1	U.N.
	29L-25398-10-00	BALANCER, wheel (20G)	1	U.N.
	29L-25398-20-00	BALANCER, wheel (30G)	1	U.N.
12	31A-25371-00-00	BAR, tension	1	
13	90102-10056-00	BOLT, w/hole	2	
14	90170-10219-00	NUT	2	
15	91401-20020-00	PIN, cotter	2	
16	31A-25381-00-00	AXLE, wheel	1	
17	90201-141A3-00	WASHER, plate	1	
18	90179-14217-00	NUT	1	
19	91401-30030-00	PIN, cotter	1	
20	90387-170J6-00	COLLAR	1	
21	56W-25277-00-00	COLLAR, wheel (4H7-25377-00)	1	
22	92906-10200-00	WASHER	2	
23	94112-185M1-00	TIRE (120/90-V18 G516)	1	Bridgestone
24	93900-00001-00	VALVE, rim	1	Bridgestone
25	93306-20310-00	BEARING (B6203 RS)	1	
26	93210-57428-00	O-RING	1	
27	31A-25366-00-00	CLUTCH, hub	1	



35H110-3310

Minimum Brake Lining Thickness Front / Rear	0.8mm / 0.8mm
Tire Size (Nominal Pressure) Front / Rear	100/90V18 (2.25 kg/cm ²) / 120/90V18 (2.5 kg/cm ²)
Rear Axle Nut	M14 10.5 m-sg
Rear Axle Pinch Bolt	M6 6.6 m-sg

REAR BRAKE CALIPER

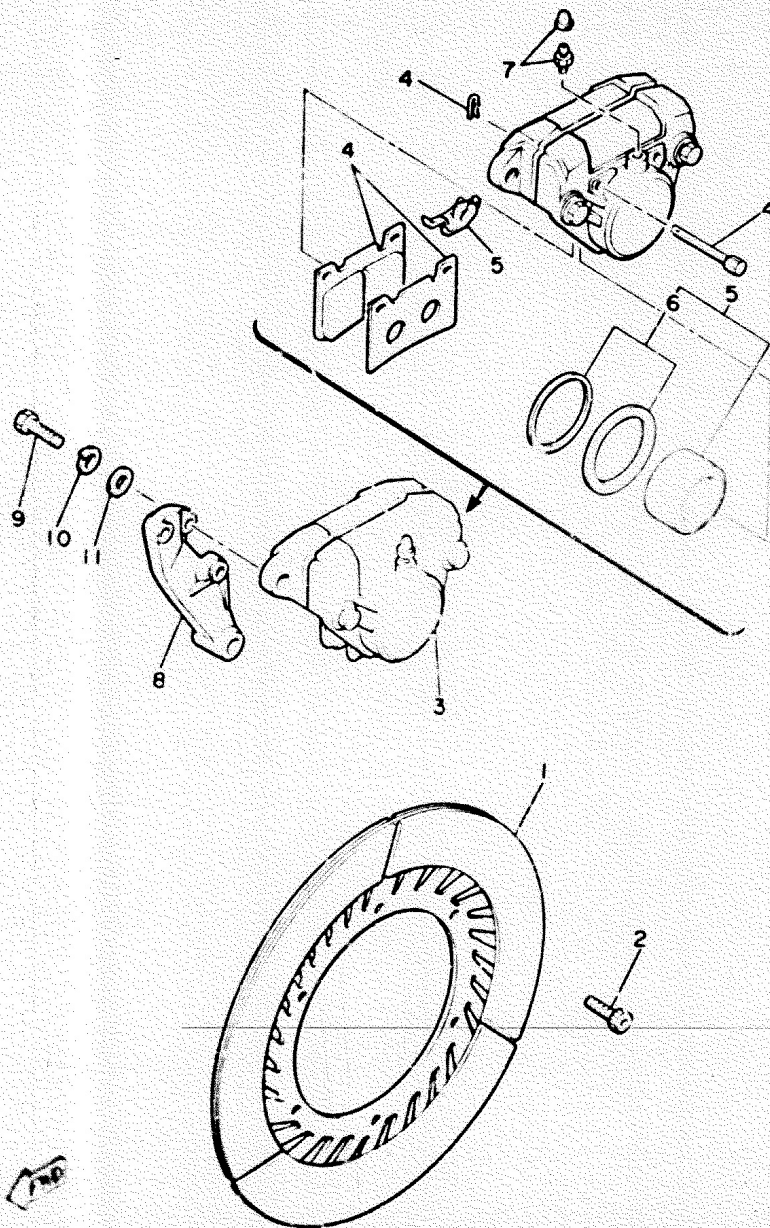


Ref. No.	Part Number	Description	Qty	Remarks
1	31A-25831-50-00	DISC, brake.	1	
2	90109-08718-00	BOLT.	6	
3	31A-25810-50-00	CALIPER ASS'Y.	1	
4	26H-W0045-10-00	BRAKE PAD KIT, front (26H-W0045-00)	1	
5	31A-W0057-00-00	PISTON ASS'Y, caliper	1	
6	31A-W0047-00-00	CALIPER SEAL KIT	1	
7	26H-W0048-00-00	BREED SCREW KIT	1	
8	31A-25819-00-00	BRACKET, caliper	1	
9	90105-10308-00	BOLT (90101-10308) ...	2	
10	92990-10100-00	WASHER, spring (92903-10100)	2	
11	92990-10200-00	WASHER, plain (92903-10200)	2	
12	26H-25919-00-00	CROSS, spring.	1	
13	26H-25924-00-00	PAD, pin.	1	
14	26H-25925-00-00	CLIP.	1	
15	26H-25836-00-00	COVER, dust.	1	



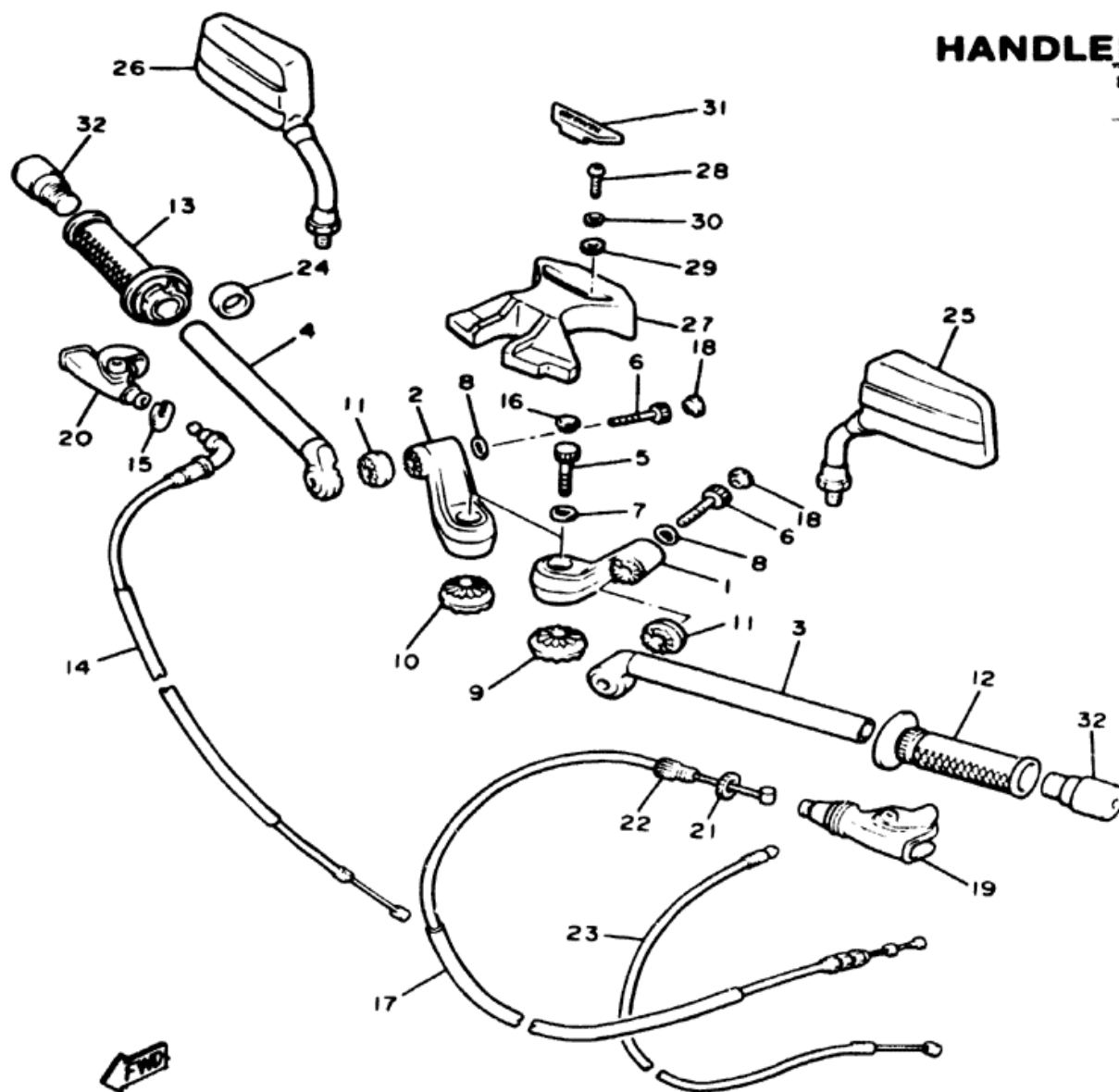
31F171-3350

FIG. 32 REAR BRAKE CALIPER



REF. NO.	PART NO.	DESCRIPTION	Q'TY	REMARKS
1	31A-25831-51	DISC, brake	1	
2	90109-08718	BOLT	5	
3	41Y-25810-50	CALIPER ASSY	1	
4	31A-W0046-00	•BRAKE PAD KIT, rear	1	
5	31A-W0057-00	•PISTON ASSY, caliper	1	
6	31A-W0047-00	••CALIPER SEAL KIT	1	
7	26H-W0048-00	•BLED SCREW KIT	1	
8	31A-25819-00	BRACKET, caliper	1	
9	90101-10308	BOLT	2	
10	92901-10100	WASHER, spring	2	
11	92901-10200	WASHER, plain	2	

44X171-4320

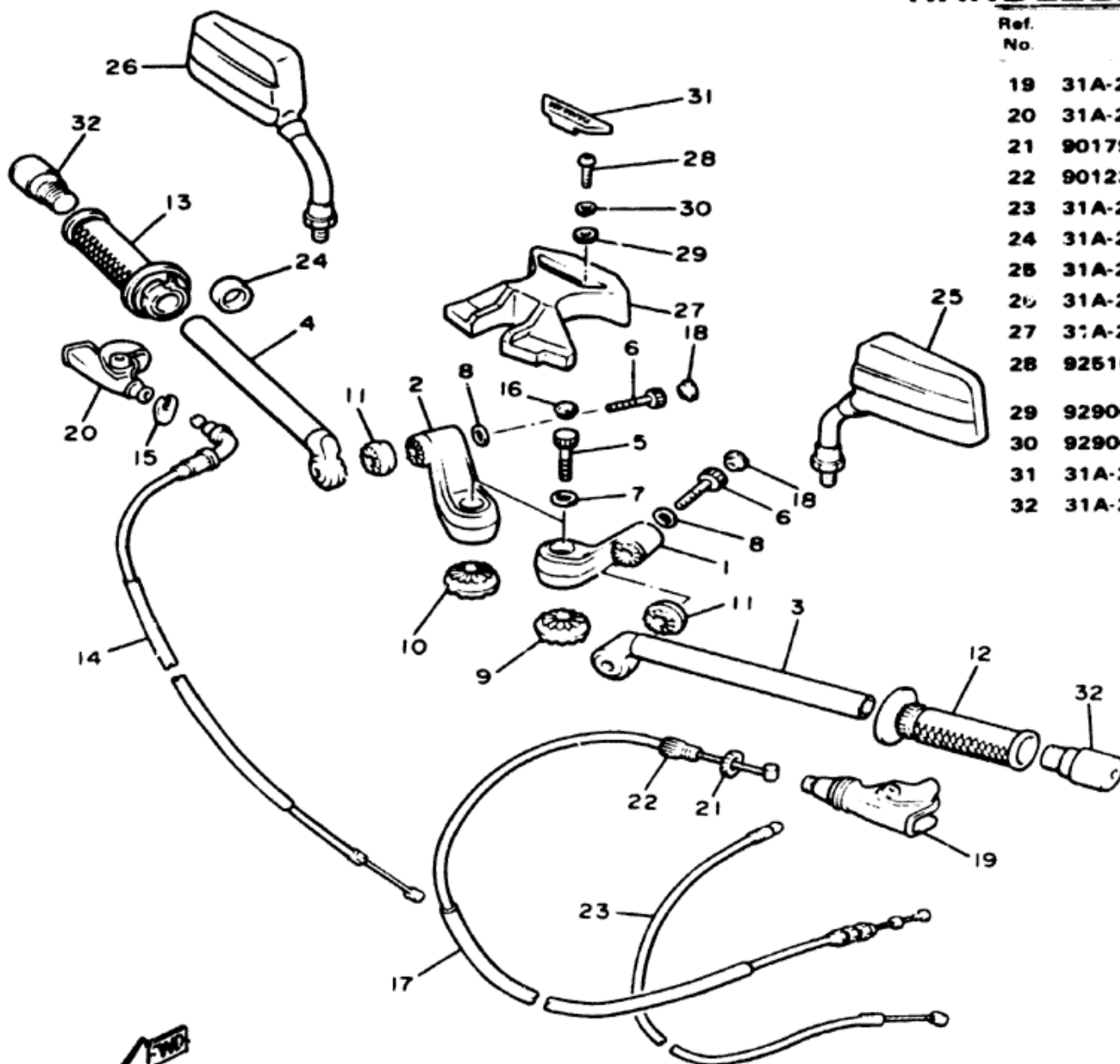


HANDLEBAR - CABLE

Ref. No	Part Number	Description	Qty	Remarks
1	31A-26121-01-00	HANDLEBAR (L.H.)	1	
2	31A-26122-01-00	HANDLEBAR (R.H.)	1	
3	31A-26211-00-00	HANDLE	1	
4	31A-26212-00-00	HANDLE 2	1	
5	90110-12063-00	BOLT, hexagon socket head	2	
6	90110-10062-00	BOLT, hexagon socket head	2	
7	92990-12200-00	WASHER, plain	2	
8	92990-10200-00	WASHER, plain	2	
9	31A-26221-01-00	BOSS, handlebar 1	1	
10	31A-26221-11-00	BOSS, handlebar 1	1	
11	31A-26228-01-00	BOSS, handlebar 2	2	
12	31A-26241-00-00	GRIP (L.H.)	1	
13	31A-26240-00-00	GRIP ASS'Y	1	
14	31A-26311-00-00	CABLE, throttle 1	1	
15	5H0-26393-00-00	HOLDER	1	
16	31A-23469-02-00	CAP. bolt	2	
17	31A-26335-00-00	CABLE, clutch	1	
18	31A-26133-00-00	CAP	2	

35H110-3330

HANDLEBAR - CABLE

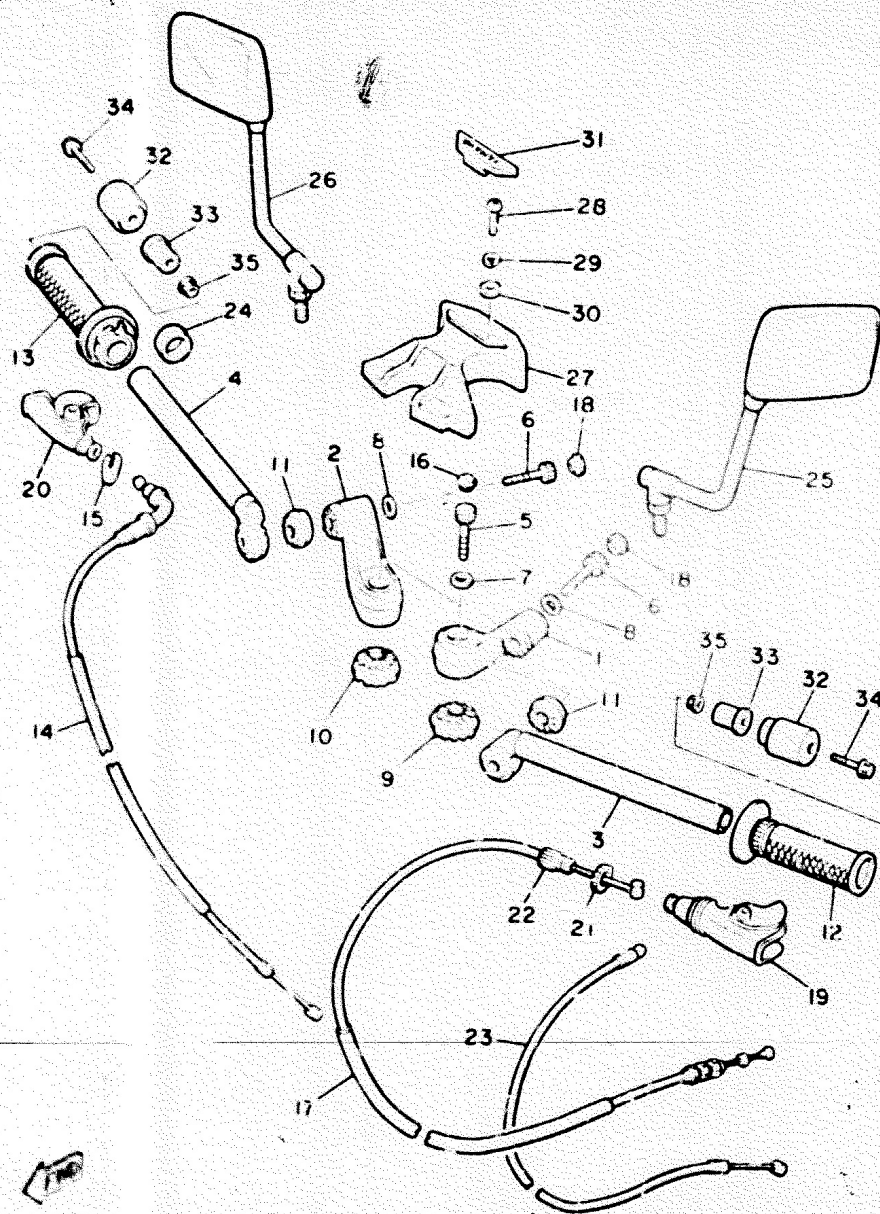


Ref. No.	Part Number	Description	Qty	Remarks
19	31A-26372-00-00	COVER, handle lev. r 1	1	
20	31A-26372-10-00	COVER, handle lever 1	1	
21	90179-08148-00	NUT	1	
22	90123-08046-00	BOLT	1	
23	31A-26331-00-00	CABLE, starter 1.....	1	
24	31A-26249-00-00	RING, leaf.....	1	
25	31A-26290-00-00	MIRROR ASS'Y (right)	1	
26	31A-26290-10-00	MIRROR ASS'Y (left)...	1	
27	31A-26213-00-00	COVER, upper.....	1	
28	92516-06030-00	SCREW, panhead (92506-06030)	2	
29	92906-06600-00	WASHER, plate	2	
30	92906-06100-00	WASHER, spring	2	
31	31A-26216-00-00	CAP, handlebar cover	1	
32	31A-26246-00-00	END, grip.....	2	



35H110-3330

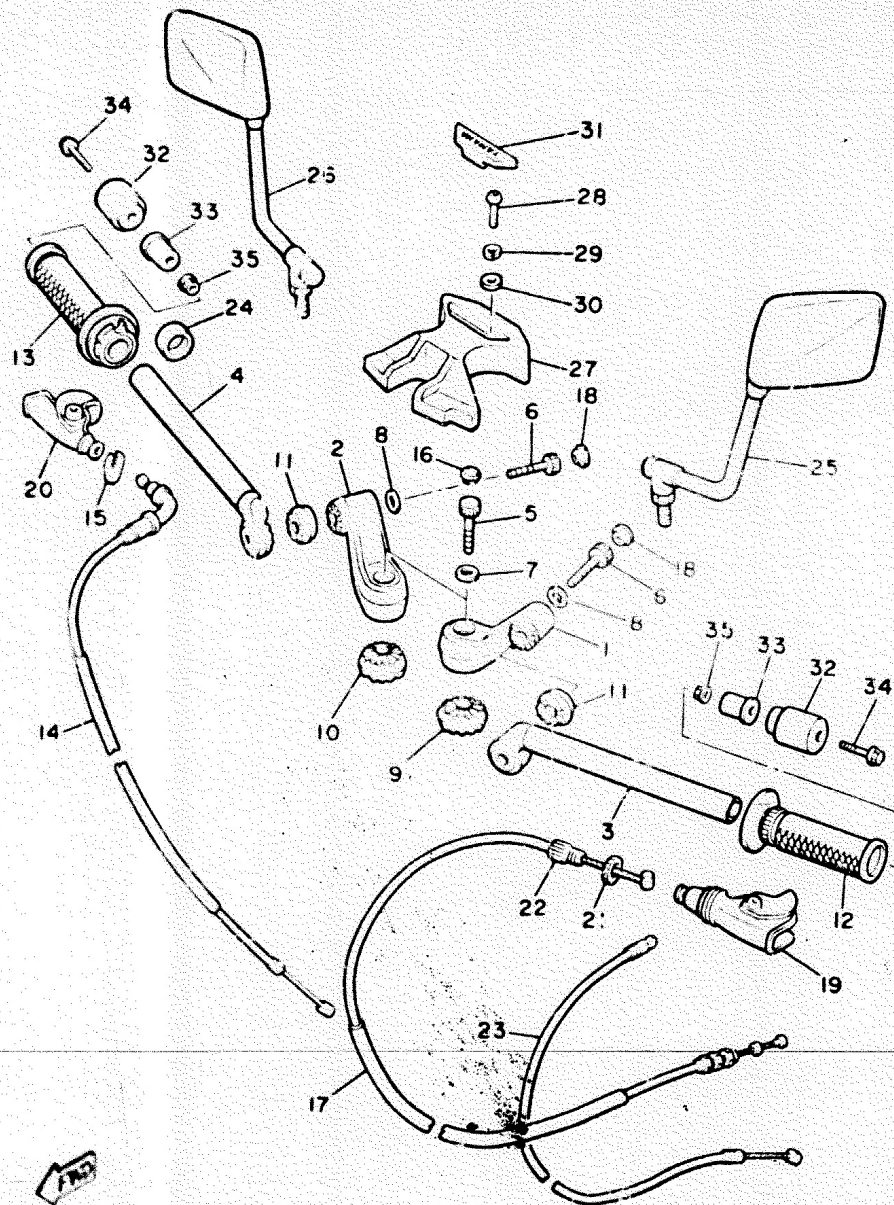
FIG. 33 STEERING HANDLE, CABLE



REF. NO.	PART NO.	DESCRIPTION	Q'TY	REMARKS
1	31A-26121-01	HANDLEBAR (L.H)	1	
2	31A-26122-01	HANDLEBAR (R.H)	1	
3	31A-26211-00	HANDLE	1	
4	31A-26212-00	HANDLE 2	1	
5	90110-12063	BOLT, hexagon socket head	2	
6	90110-10062	BOLT, hexagon socket head	2	
7	92990-12200	WASHER, Plain	2	
8	92990-10200	WASHER, Plain	2	
9	31A-26221-01	BOSS, handlebar 1	1	
10	31A-26221-11	BOSS, handlebar 1	1	
11	31A-26228-01	BOSS, handlebar 2	2	
12	31A-26241-00	GRIP (L.H)	1	
13	31A-26240-00	GRIP ASSY	1	
14	31A-26311-00	CABLE, throttle 1	1	
15	5H0-26393-00	HOLDER	1	
16	31A-23469-02	CAP, bolt	2	
17	31A-26335-00	CABLE, clutch	1	
18	31A-26133-00	CAP	2	
19	31A-26372-00	COVER, handle lever 1	1	
20	31A-26372-10	COVER, handle lever 1	1	
21	90179-0P148	NUT	1	
22	90123-08046	BOLT	1	
23	31A-26331-00	CABLE, starter 1	1	
24	31A-26249-00	RING, leaf	1	
25	45T-26290-30	BACK MIRROR ASSY (LEFT)	1	UR for australia, new zealand
	44X-25290-10	BACK MIRROR ASSY (LEFT)	1	UR
26	45T-26290-40	BACK MIRROR ASSY (RIGHT)	1	UR for australia, new zealand
	44X-26290-00	BACK MIRROR ASSY (RIGHT)	1	UR

42N300-4330

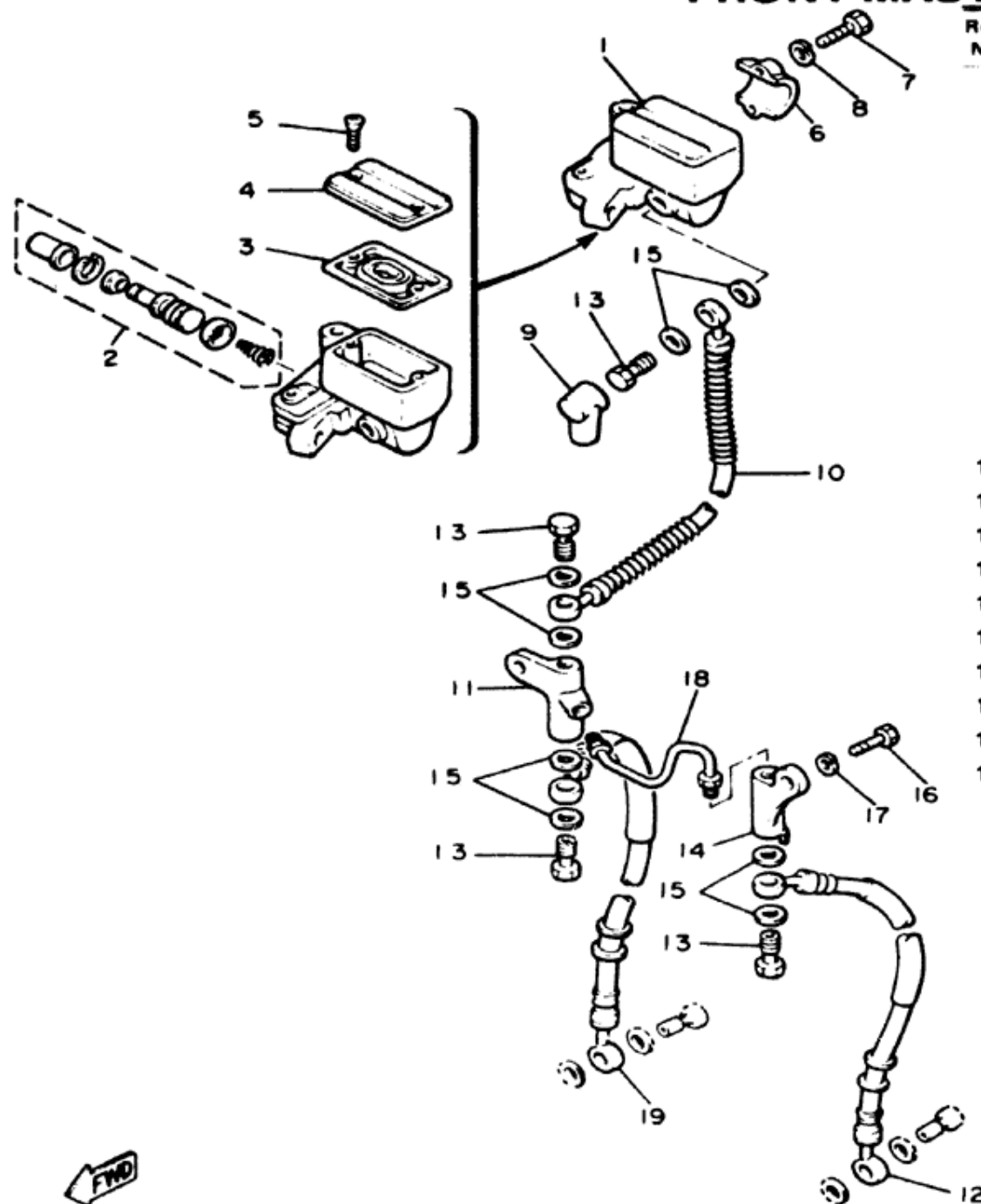
FIG. 33 STEERING HANDLE, CABLE



REF. NO.	PART NO.	DESCRIPTION	Q'TY	REMARKS
27	31A-26213-00	COVER, upper	1	
28	92506-06030	SCREW, Pan head	2	
29	92906-06100	WASHER, spring	2	
30	92906-06600	WASHER, plate	2	
31	31A-26216-00	CAP, handlebar cover	1	
32	42N-26246-00	END, grip	2	
33	42N-2622F-00	DAMPER, locating	2	
34	91311-06070	BOLT	2	
35	95701-0E100	NUT, flange	2	

42N300-433C

FRONT MASTER CYLINDER

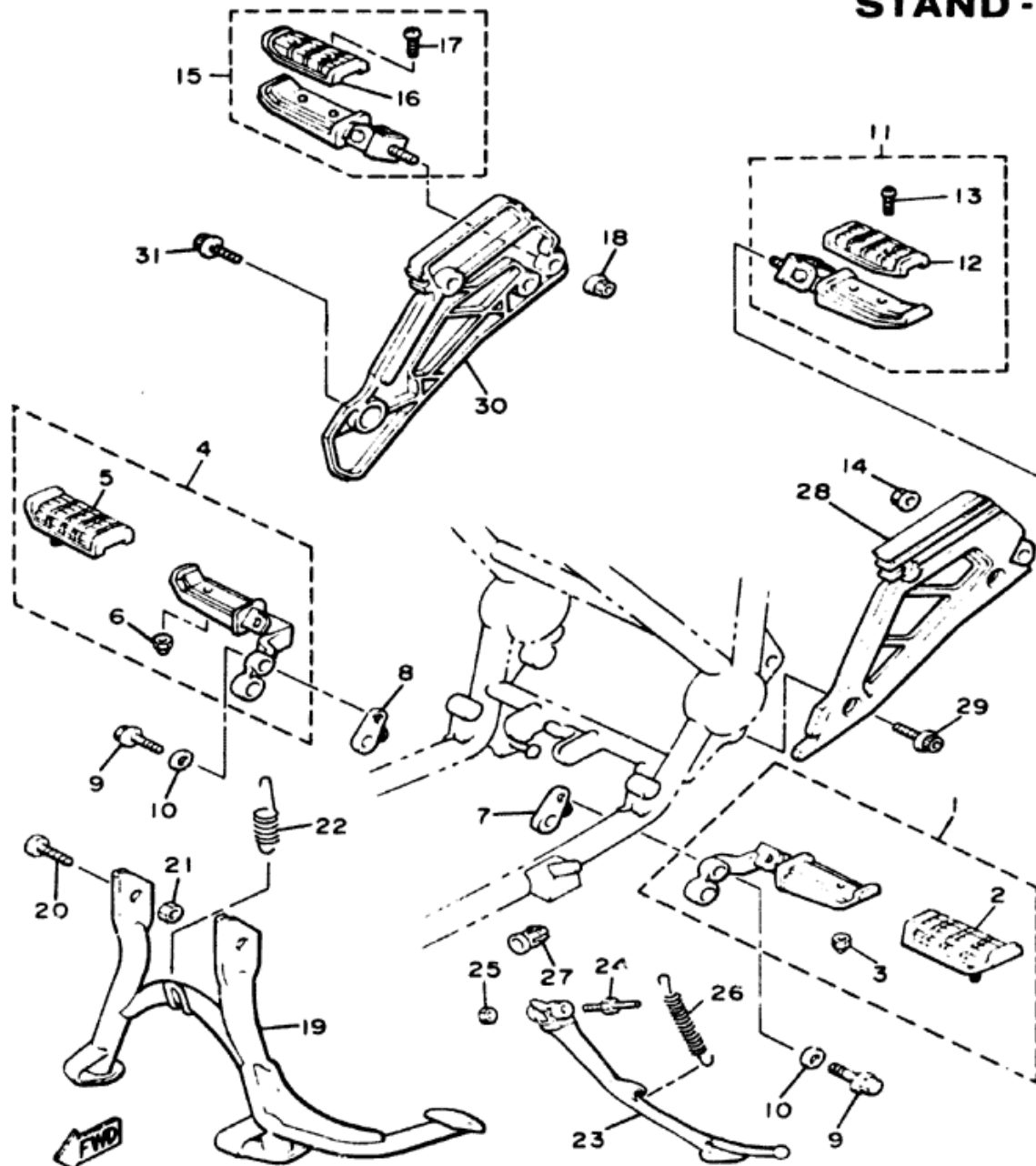


Ref. No.	Part Number	Description	Qty	Remarks
1	4K0-25850-01-00	MASTER CYLINDER ASS'Y.	1	
2	4K0-W0041-00-00	CYLINDER KIT, master	1	
3	4K0-25854-00-00	DIAPHRAGM, reservoir	1	
4	4K0-25852-00-00	CAP, reservoir	1	
5	98706-04012-00	SCREW, flat head	2	
6	4L0-25867-00-00	BRACKET, master cylinder	1	
7	97316-06025-00	BOLT (97326-06025)	2	
8	92906-06100-00	WASHER, spring	2	
9	4L0-25862-00-00	BOOT, master cylinder	1	
10	31A-25871-00-00	HOSE, brake 1	1	
11	31A-25852-00-00	JOINT 2	1	
12	31A-25873-00-00	HOSE, brake 2	1	
13	90401-10096-00	BOLT, union	4	
14	31A-25931-00-00	JOINT 1	1	
15	90201-10118-00	WASHER, plate	8	
16	97306-06016-00	BOLT	2	
17	92906-06100-00	WASHER, spring	2	
18	31A-25871-00-00	PIPE, brake	1	
19	31A-25873-10-00	HOSE, brake 2	1	



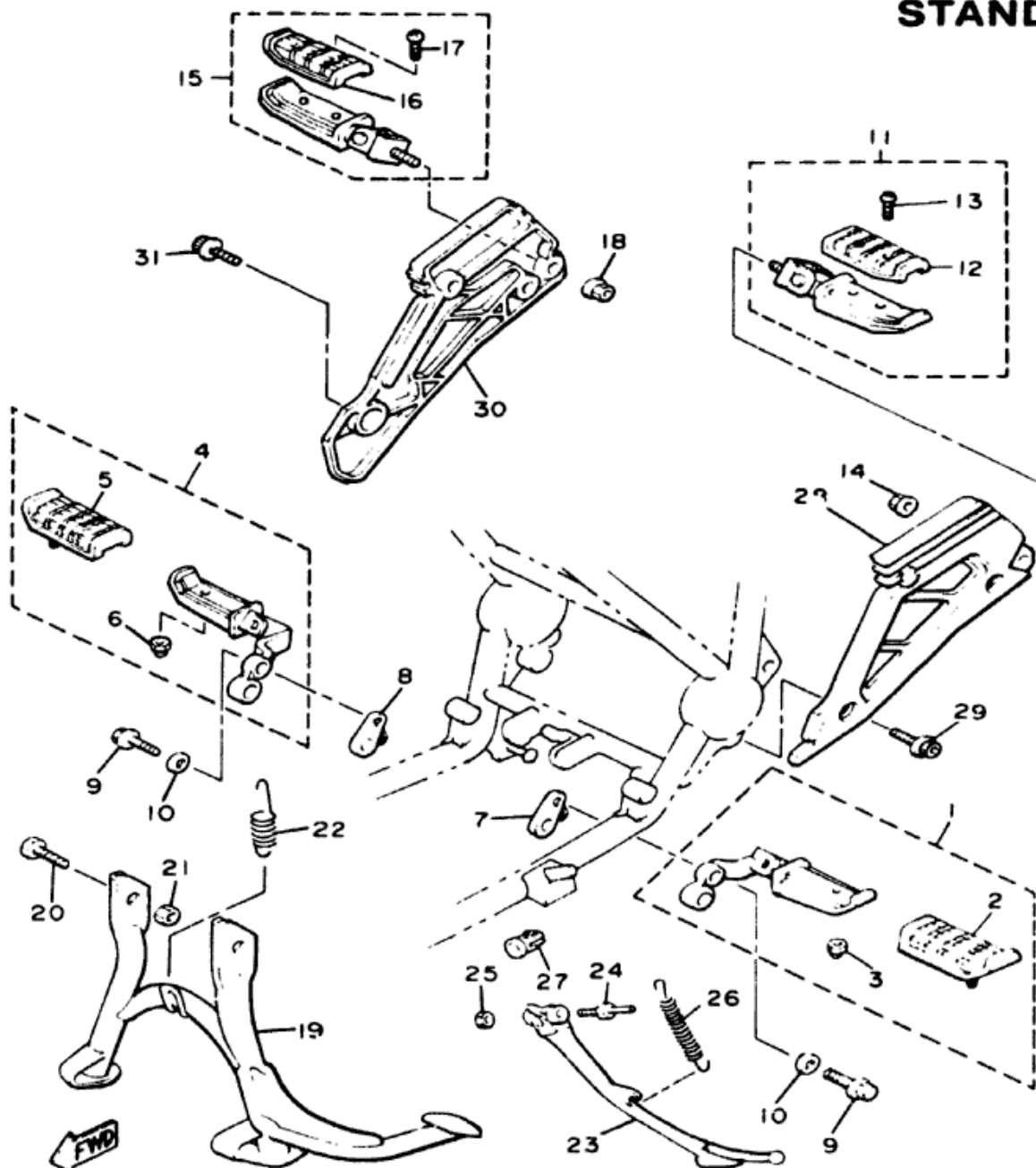
31E171-3370

STAND - FOOTREST



Ref. No.	Part Number	Description	Qty	Remarks
1	31A-27410-00-00	FRONT FOOTREST ASS'Y (L.H.)(31A-27410-00-39)	1	Clear No Buffing
2	22N-27413-00-00	COVER, footrest	1	
3	95601-06100-00	NUT, U	2	
4	31A-27420-00-00	FRONT FOOTREST ASS'Y (R.H.)(31A-27420-00-39)	1	Clear No Buffing
5	22N-27413-00-00	COVER, footrest	1	
6	95601-06100-00	NUT, U	2	
7	31A-27412-00-00	BRACKET, footrest 1 . .	1	
8	31A-27422-00-00	BRACKET, footrest 2 . .	1	
9	95811-10035-00	BOLT, flange	2	
10	90201-105A2-00	WASHER, plate	2	
11	31A-27430-00-00	REAR FOOTREST ASS'Y 1	1	
12	22N-27433-00-00	COVER, rear footrest . .	1	
13	98506-05010-00	SCREW, pan head. . . .	2	
14	95702-10500-00	NUT, flange (95702-10100)	1	

STAND - FOOTREST



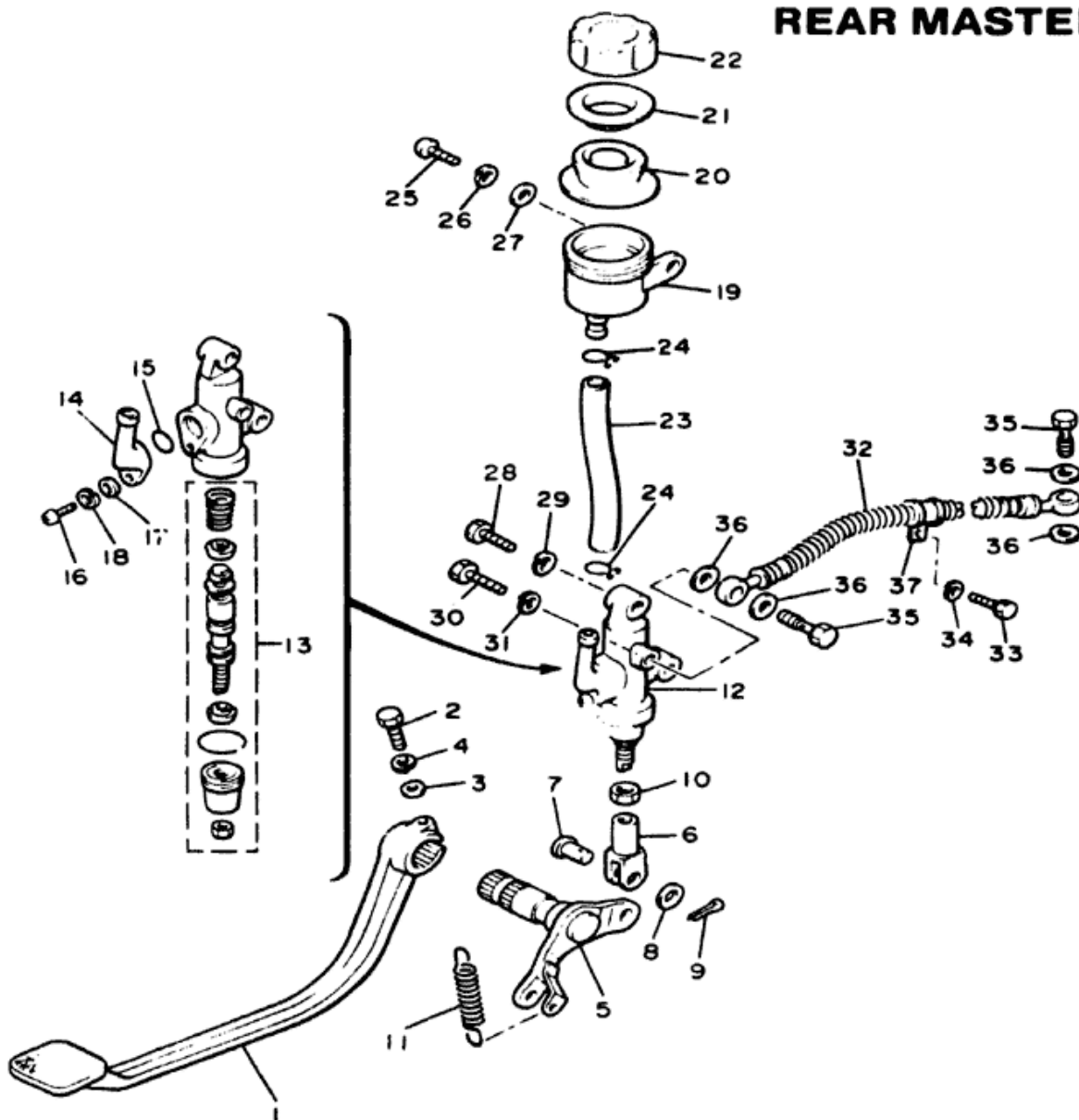
35H110-3350

Ref. No.	Part Number	Description	Qty	Remarks
*15	31A-27440-01-00	REAR FOOTREST ASS'Y 2 (31A-27440-00)	1	
16	22N-27433-00-00	COVER, rear footrest	1	
17	98506-05010-00	SCREW, pan head	2	
18	95702-10500-00	NUT, flange (95702-10100)	1	
19	31A-27111-00-R4	STAND, main	1	Black
20	90109-10606-00	BOLT	2	
21	90185-10060-00	NUT, self-locking	2	
22	90506-40348-00	SPRING, tension	1	
23	31E-27311-00-R4	STAND, side	1	Black
24	90109-10590-00	BOLT	1	
25	95301-10700-00	NUT	1	
26	90507-29033-00	SPRING, tension	1	
27	5G2-27351-00-00	GUIDE, side stand	1	
28	31A-27442-00-00	BRACKET 2	1	
29	91311-10025-00	BOLT	2	
30	31A-27443-00-00	BRACKET 3	1	
31	91311-10020-00	BOLT	2	

* Indicates new part numbers activated from March, 1986

Item 27 on RK model only

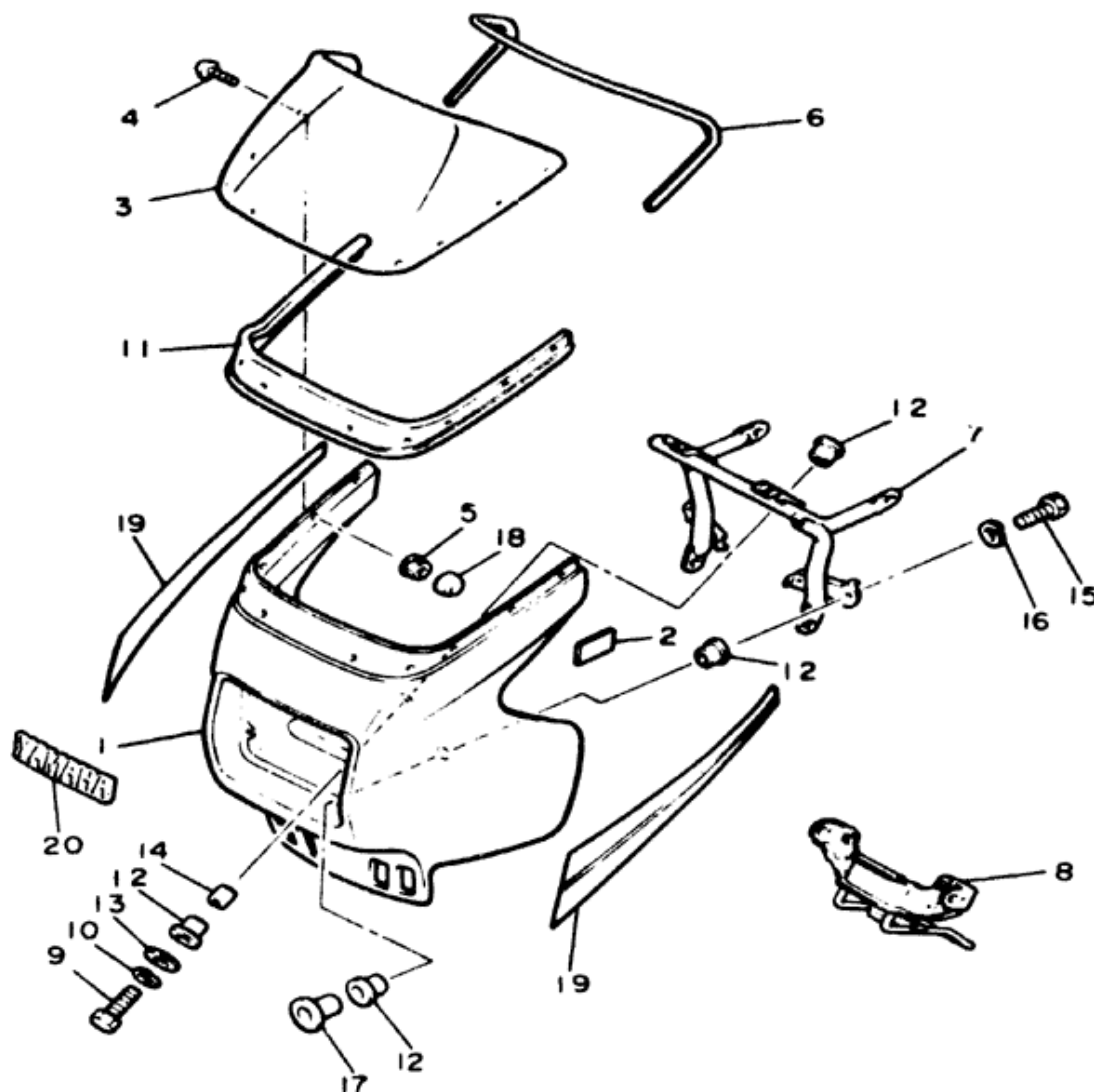
REAR MASTER CYLINDER



Ref. No.	Part Number	Description	Qty	Remarks
1	31A-27211-00-00	PEDAL, brake	1	
2	90101-08562-00	BOLT	1	
3	90201-081A5-00	WASHER, plate (92901-08600)	1	
4	92990-08100-00	WASHER, spring (92903-08100)	1	
5	31A-27212-00-00	SHAFT, brake pedal	1	
6	31A-27222-00-00	JOINT	1	
7	90240-08013-00	PIN, clevis	1	
8	90201-08083-00	WASHER, plate	1	
9	91401-20015-00	PIN, cotter	1	
10	95303-08700-00	NUT (95301-08700)	1	
11	90506-20249-00	SPRING, tension	1	
12	31A-25850-50-00	MASTER CYLINDER ASS'Y	1	
13	31A-W0042-50-00	CYLINDER KIT, master	1	
14	31A-2582A-50-00	JOINT	1	
15	93210-15620-00	O-RING	1	
16	98506-04012-00	SCREW, pan head	1	
17	92906-04600-00	WASHER, plate	1	
18	92906-04100-00	WASHER, spring	1	

35H110-3360

FAIRING

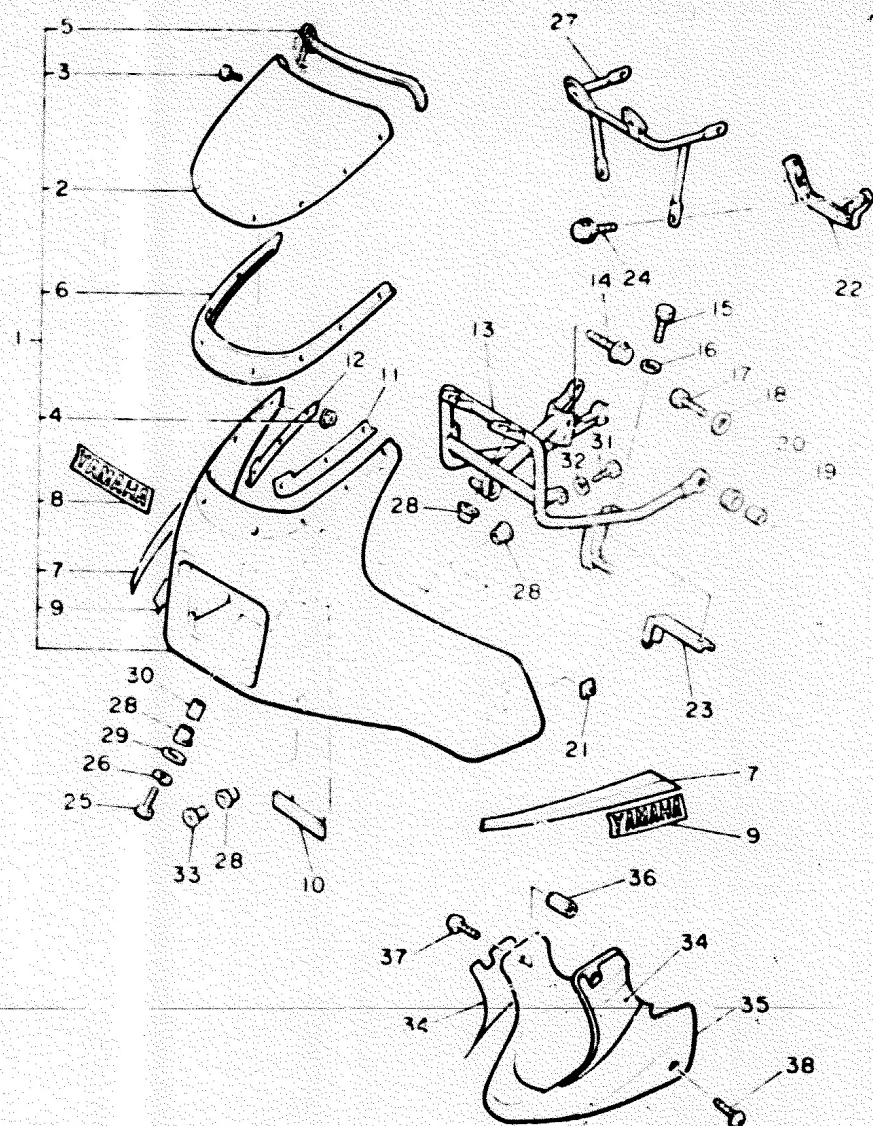


Ref. No.	Part Number	Description	Qty	Remarks
1	31A-28351-00-2U	BODY, cowling	1	Super Red
2	31A-28217-00-00	DAMPER 1	2	
3	31A-28381-02-00	WINDSHIELD (35H-28381-01)	1	
4	90157-05033-00	SCREW, pan head	8	
5	95706-05500-00	NUT, flange (95706-05100)	8	
6	5K7-28376-00-00	TRIM	1	
7	31A-28356-00-00	STAY 1	1	
8	31A-28357-00-00	STAY 2	1	
9	97306-06035-00	ROLT	2	
10	92906-06100-00	WASHER, spring	2	
11	31A-28345-00-00	MOLE 1	1	
12	90480-22362-00	GROMMET	8	
13	90201-06074-00	WASHER, plate	2	
14	90560-08237-00	SPACER	2	
15	97306-06012-00	BOLT	2	
16	92906-06100-00	WASHER, spring	2	
17	90387-050J5-00	COLLAR	2	
18	5K0-28349-50-00	CAP	8	
19	31A-28390-30-00	GRAPHIC SET, cowling	1	For Red
20	31A-28338-00-00	EMBLEM	1	For Red



31E171-3400

FIG. 37 COWLING 1

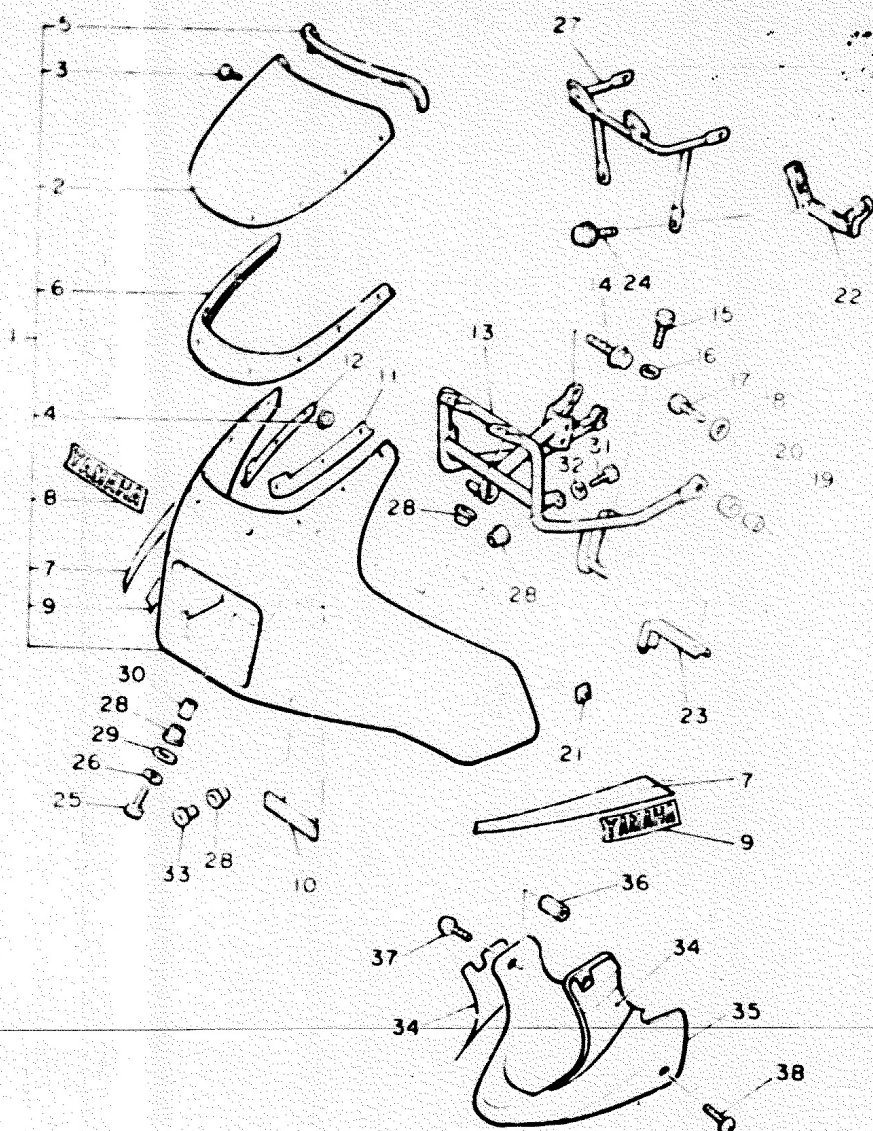


4 Y300-437J

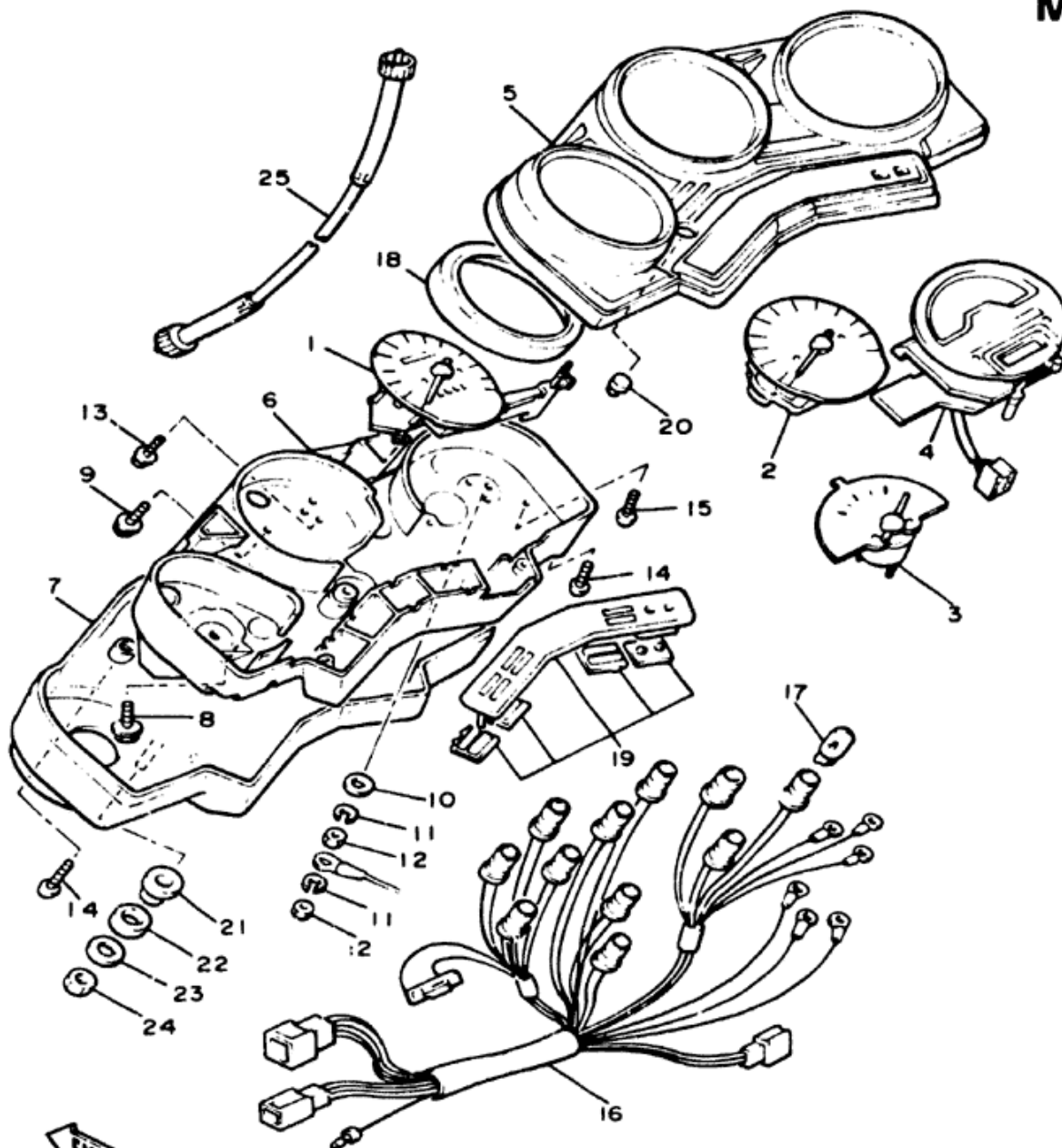
REF. NO.	PART NO.	DESCRIPTION	Q'TY	REMARKS
1	42N-W2838-00-13	COWLING ASSY	1	stormy red/silky white
2	31A-28381-02	WINDSHIELD	1	
3	90157-05058	SCREW, Pan head	8	
4	95706-05100	NUT, flange	8	
5	42N-28376-00	TRIM	1	
6	31A-28345-00	MOLE 1	1	
7	44X-28390-01	GRAPHIC SET, cowling	1	
8	44X-28338-00	EMBLEM	1	
9	51J-2839H-00	EMC'EM 1	2	
10	31A-28336-00	PLATE	1	
11	42N-28335-00	PLATE	1	
12	42N-28336-00	PLATE	1	
13	42N-28356-00	STAY 1	1	
14	95816-08012	BOLT, flange	3	
15	97306-06010	BOLT	2	
16	90201-06059	WASHER, Plate	2	
17	97306-06020	BOLT	2	
18	90201-067A0	WASHER, Plate	2	
19	90387-060A7	COLLAR	2	
20	90480-18276	GROMMET	2	
21	42N-28317-00	NUT, emblem	2	
22	42N-28357-00	STAY 2	1	
23	42N-2831U-00	STAY, side 1	2	
24	95806-06010	BOLT, flange	2	
25	97306-06035	BOLT	2	
26	92906-06100	WASHER, spring	2	
27	42N-28358-00	STAY 3	1	
28	90480-22362	GROMMET	6	

FIG. 37 COWLING 1

REF. NO.	PART NO.	DESCRIPTION	Q'TY	REMARKS
29	90201-05074	WASHER, Plate	2	
30	90560-08237	SPACER	2	
31	97306-06012	BOLT	2	
32	92906-06100	WASHER, Spring	2	
33	90387-050J5	COLLAR	2	
34	48G-28301-01	GRAPHIC SET, lower cover	1	
35	42N-28303-00-GE	COVER, lower	1	silky white
36	42N-2834K-00	BOSS	2	
37	90154-05001	SCREW, binding	2	
38	90154-06014	SCREW, binding	2	



FWD
41Y300-4320

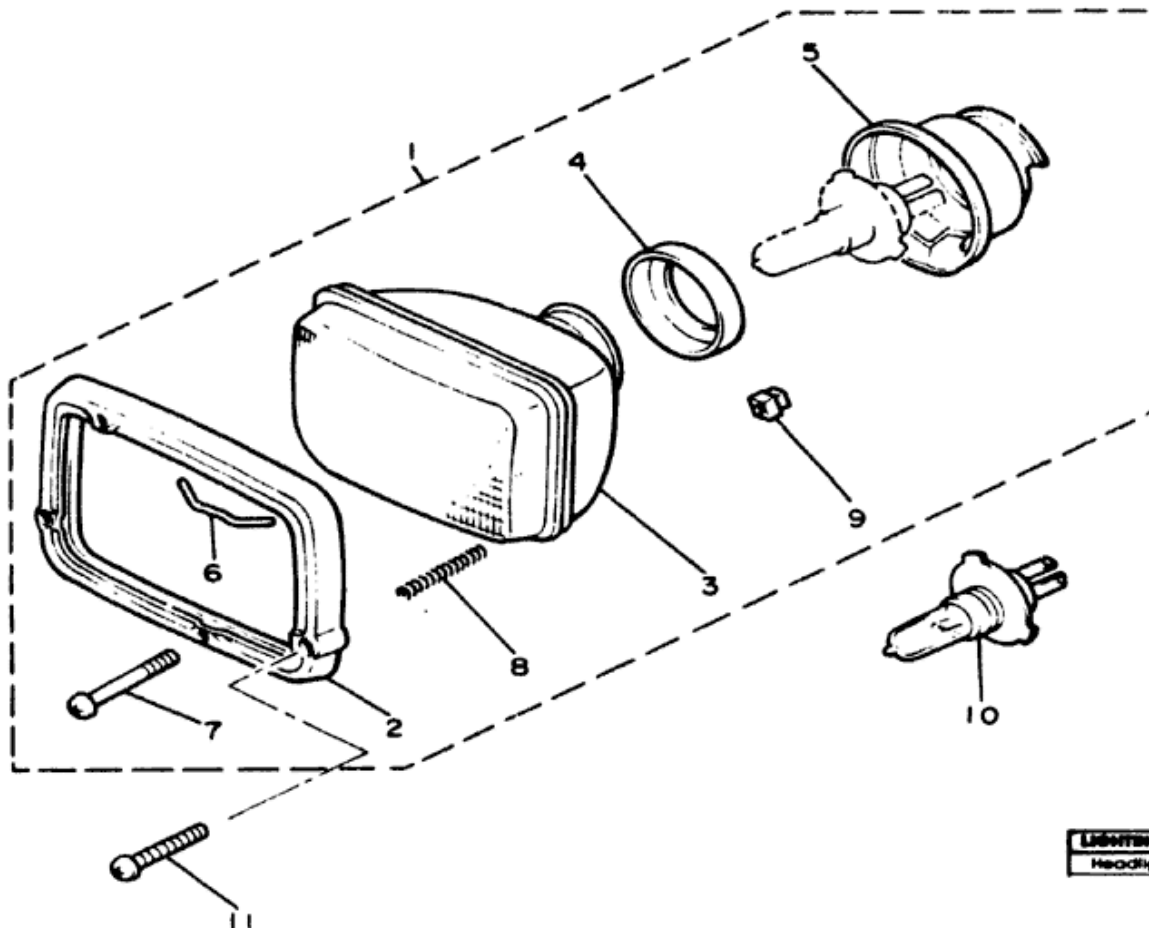


31E171-3420

METER

Ref. No.	Part Number	Description	Qty	Remarks
1	35H-83570-A0-00	SPEEDOMETER ASS'Y	1	
2	31E-83540-00-00	TACHOMETER ASS'Y	1	
3	29R-85750-00-00	FUEL METER ASS'Y (31A-85750-00)	1	
4	31A-83740-00-00	DIGITAL CLOCK ASS'Y	1	
5	31A-8353G-00-00	CASE, upper	1	
6	31A-8353H-00-00	CASE, inner	1	
7	31A-83559-00-00	COVER, meter	1	
8	90167-04021-00	SCREW, tapping	2	
9	90159-04043-00	SCREW, w/washer	2	
10	92902-03600-00	WASHER	3	
11	92990-03100-00	WASHER, spring (92903-03100)	4	
12	95301-03600-00	NUT	4	
13	90159-03044-00	SCREW, w/washer	3	
14	90164-04006-00	SCREW, tapping	7	
15	90164-03018-00	SCREW, tapping	3	
16	31A-83509-00-00	SOCKET CORD ASS'Y	1	
17	4G1-84744-00-00	BULB (12V-3.4W)	11	
18	31A-8353L-00-00	REFLECTOR	3	
19	31A-8357X-00-00	PANEL ASS'Y	1	
20	29L-83578-00-00	KNOB, trip meter	1	
21	31A-83552-00-00	DAMPER	2	
22	31A-83593-00-00	DAMPER	2	
23	90201-060A3-00	WASHER, plate	2	
24	95301-06600-00	NUT	2	
25	34L-83550-01-00	SPEEDOMETER CABLE ASS'Y (16M-83550-00)	1	

HEADLIGHT



Ref. No.	Part Number	Description	Qty	Remarks
1	31E-84303-A0-00	HEADLIGHT UNIT ASS'Y.....	1	
2	31A-84315-00-00	RIM, headlight.....	1	
3	11H-84321-60-00	LENS, headlight (10L-84321-A0).....	1	
4	2F9-84375-00-00	FITTING PLATE, bulb	1	
5	2F9-84397-01-00	COVER, socket.....	1	
6	5G2-84324-A0-00	SPRING, reflector....	1	
7	10W-84331-00-00	SCREW, rim adjusting	2	
8	5G2-84332-60-00	SPRING, screw.....	2	
9	198-84334-60-00	NUT, adjusting.....	2	
10	5V2-84314-00-XX	BULB (12V-60/55W) ...	1	LM
11	92780-06530-00	SCREW, oval head (92603-06030).....	2	

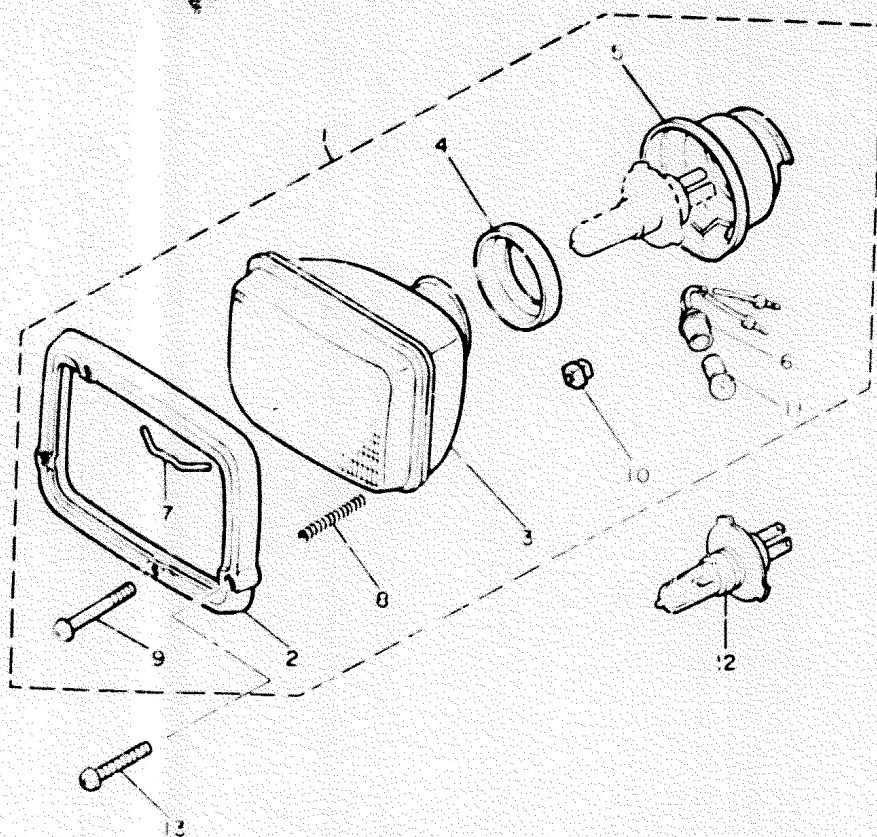
LIGHTING SYSTEM	
Headlight / Taillight / Signal Rating	12V60-55W / 12V27-8W / 12V27W



31E171-3430

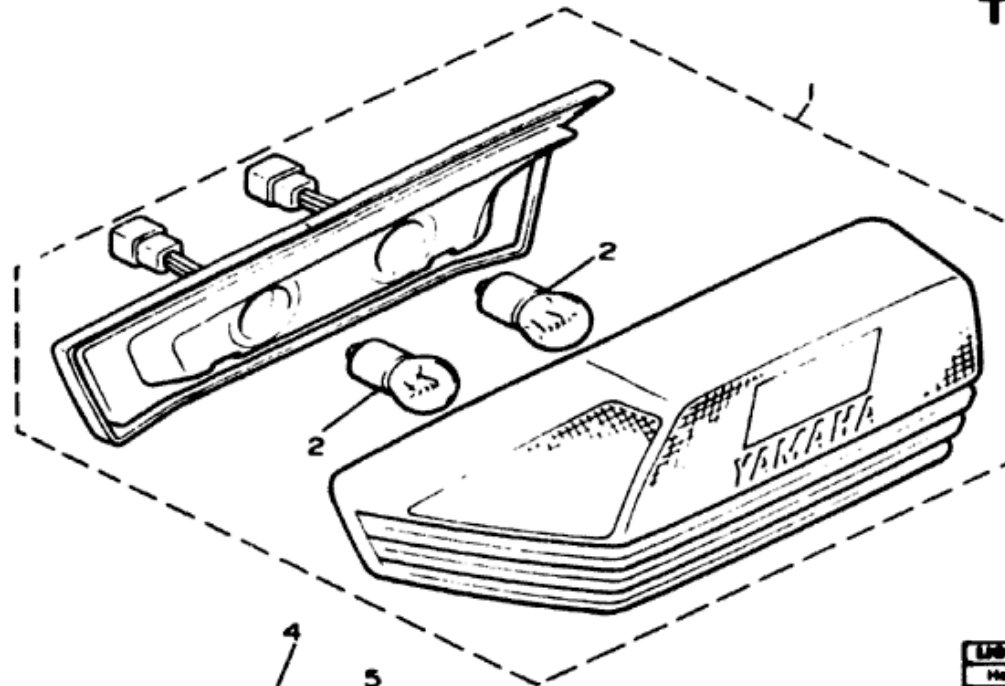
FIG. 43 HEADLIGHT

REF. NO.	PART NO.	DESCRIPTION	Q'TY	REMARKS
1	31A-84303-E0	HEADLIGHT UNIT ASSY	1	
2	31A-84316-00	•RIM, headlight	1	
3	11U-84321-E0	•LENS, headlight	1	
4	2F9-84376-00	•FITTING PLATE, bulb	1	
5	2F9-84397-01	•COVER, socket	1	
6	457-84 4A-85	•SOCKET, Pilot light	1	
7	5G2-84324-A0	•SPRING, reflector	1	
8	5G2-84332-60	•SPRING, screw	2	
9	25C-84331-60	•SCREW, rim adjusting	2	
10	198-84334-60	•NUT, adjusting	2	
11	123-83516-21	•BULB (12V-3.4W)	1	
12	•	BULB (12V-60/55W)	1	LM
13	92603-06030	SCREW, oval head	2	

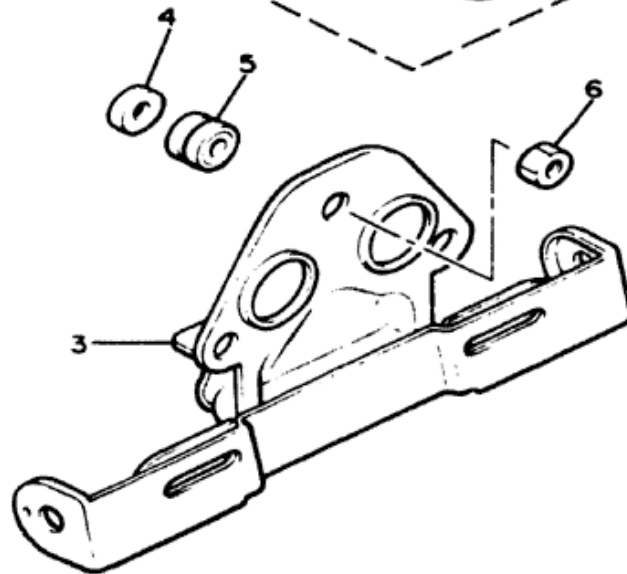


31A316 3430

TAILLIGHT



Ref. No.	Part Number	Description	Qty	Remarks
1	31E-84710-60-00	TAILLIGHT UNIT ASS'Y	1	
2	256-84714-61-00	BULB (12V-27/8W) (4G0-84714-00).....	2	
3	31E-84751-60-00	BRACKET, license	1	
4	4G0-84725-00-00	WASHER, special.....	3	
5	4G0-84754-00-00	WASHER, special	3	
6	95301-06600-00	NUT (95302-06600)	3	

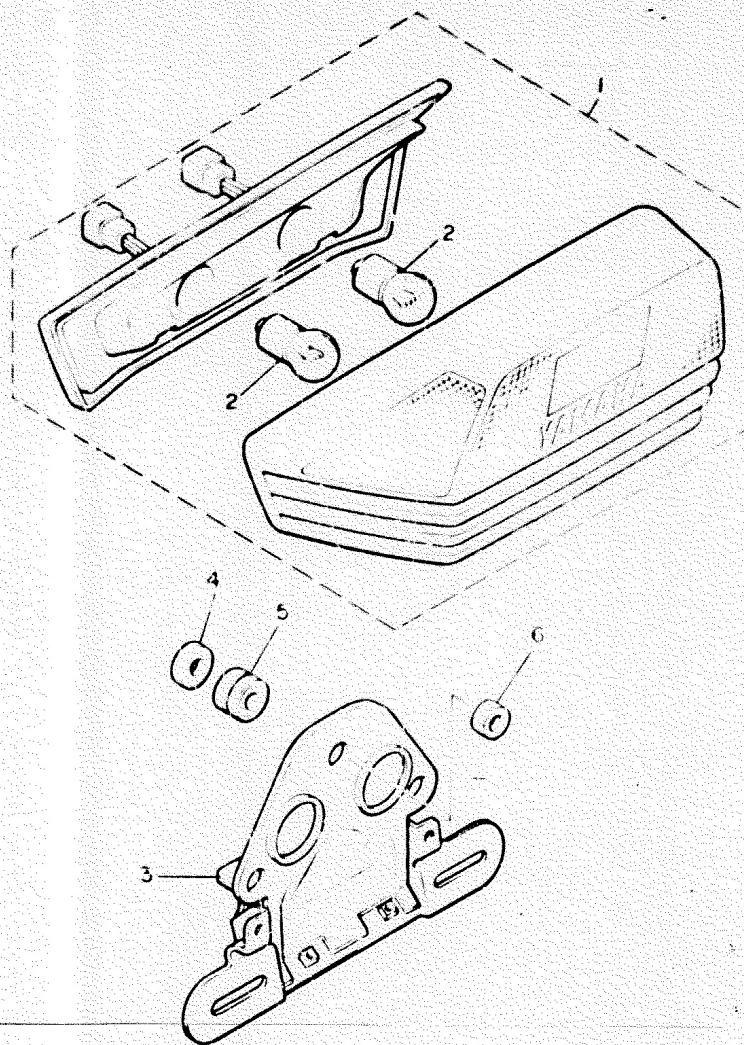


Useful system	
Headlight / Taillight / Signal Rating	12V60-88W / 12V27-8W / 12V27W



31E171-3440

FIG. 44 TAILLIGHT

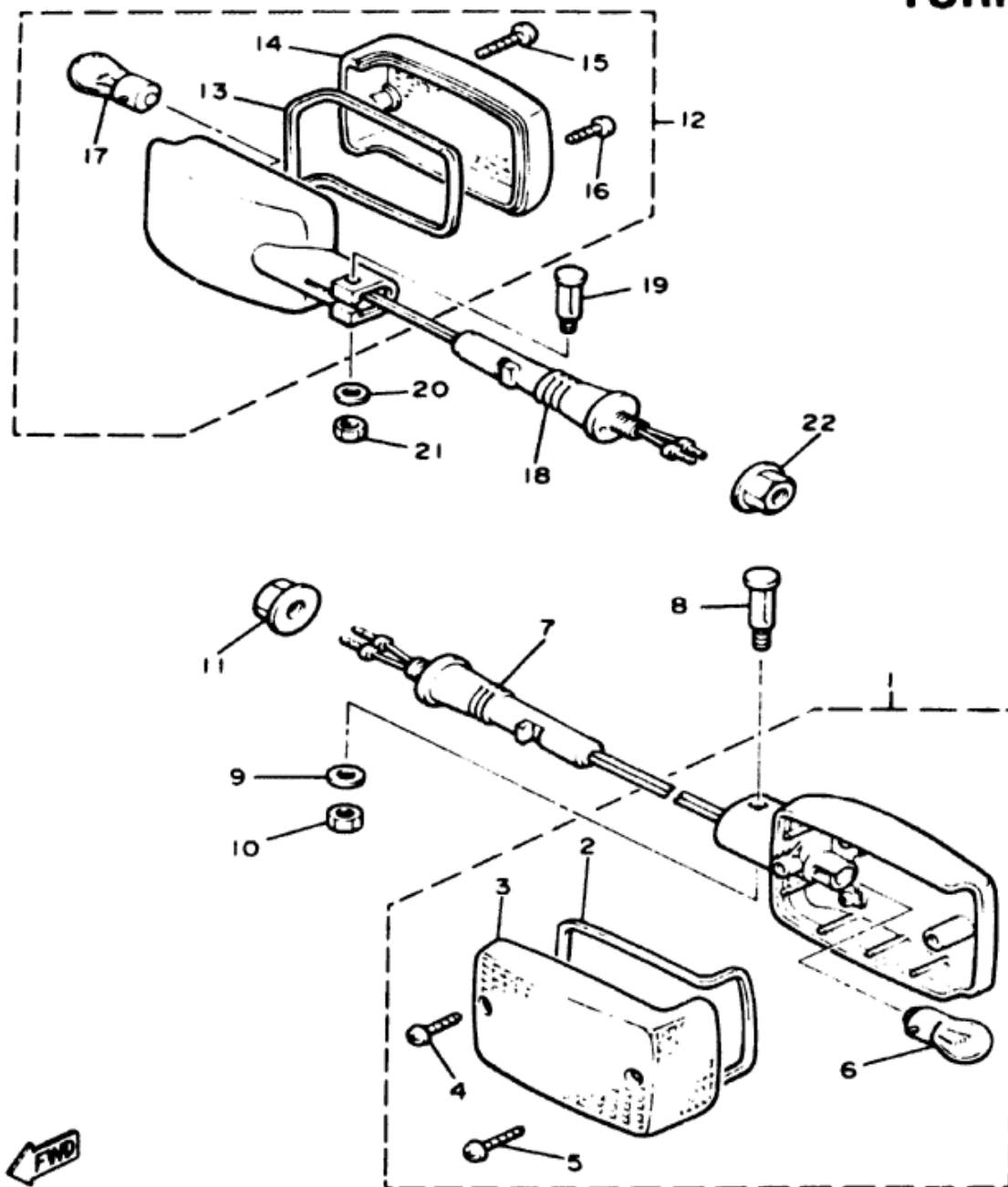


REF. NO.	PART NO.	DESCRIPTION	Q'TY	REMARKS
1	29P-84710-00	TAILLIGHT UNIT ASSY	1	
2	4G0-84714-00	BULB (12V-27/8W)	2	
3	31A-84751-E0	BRACKET, licence	1	
4	4G0-8472E-00	WASHER, special	3	
5	4G0-84754-00	WASHER, special	3	
6	95302-06600	NUT	3	



41Y310-4440

TURN SIGNAL



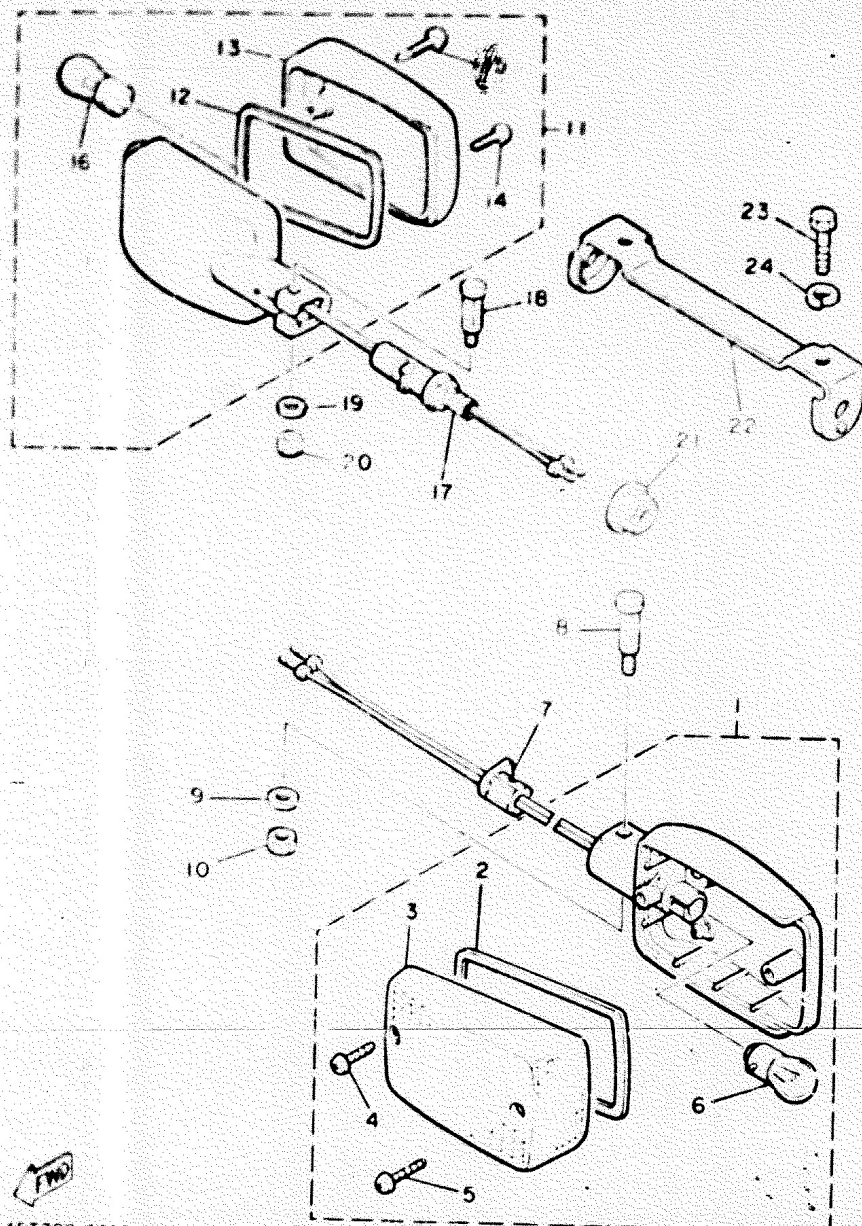
Ref. No.	Part Number	Description	Qty	Remarks
1	31E-83301-70-00	FRONT FLASHER LIGHT ASS'Y.	2	
2	5G2-83313-00-00	GASKET, flasher lens	1	
3	5G2-83312-00-00	LENS, flasher	1	
4	98503-04014-00	SCREW, panhead (98580-04014)	1	
5	97702-40535-00	SCREW, tapping	1	
6	256-83311-70-00	BULB (12V-27W)	1	
7	4G0-83318-00-00	STAY, flasher 1	2	
8	4G0-83317-00-00	BOLT, flasher 1	2	
9	92990-05600-00	WASHER, plate (92903-05600)	2	
10	95303-05600-00	NUT	2	
11	94702-12500-00	NUT, flange	2	
12	31E-83301-70-00	REAR FLASHER LIGHT ASS'Y (31E-83303-70)	2	
13	5G2-83313-00-00	GASKET, flasher lens	1	
14	5G2-83312-00-00	LENS, flasher	1	
15	98503-04014-00	SCREW, panhead (98580-04014)	1	
16	97702-40535-00	SCREW, tapping	1	
17	256-83311-70-00	BULB (12V-27W)	1	
18	4G0-83318-00-00	STAY, flasher 1	2	
19	4G0-83317-00-00	BOLT, flasher 1	2	
20	92990-05600-00	WASHER, plate (92903-05600)	2	
21	95303-05600-00	NUT	2	
22	95702-12500-00	NUT, flange (95702-12100)	2	

LIGHTING SYSTEM	
Headlight / Taillight / Signal Rating	12V60-65W / 12V27-5W / 12V27W



31E171-3410

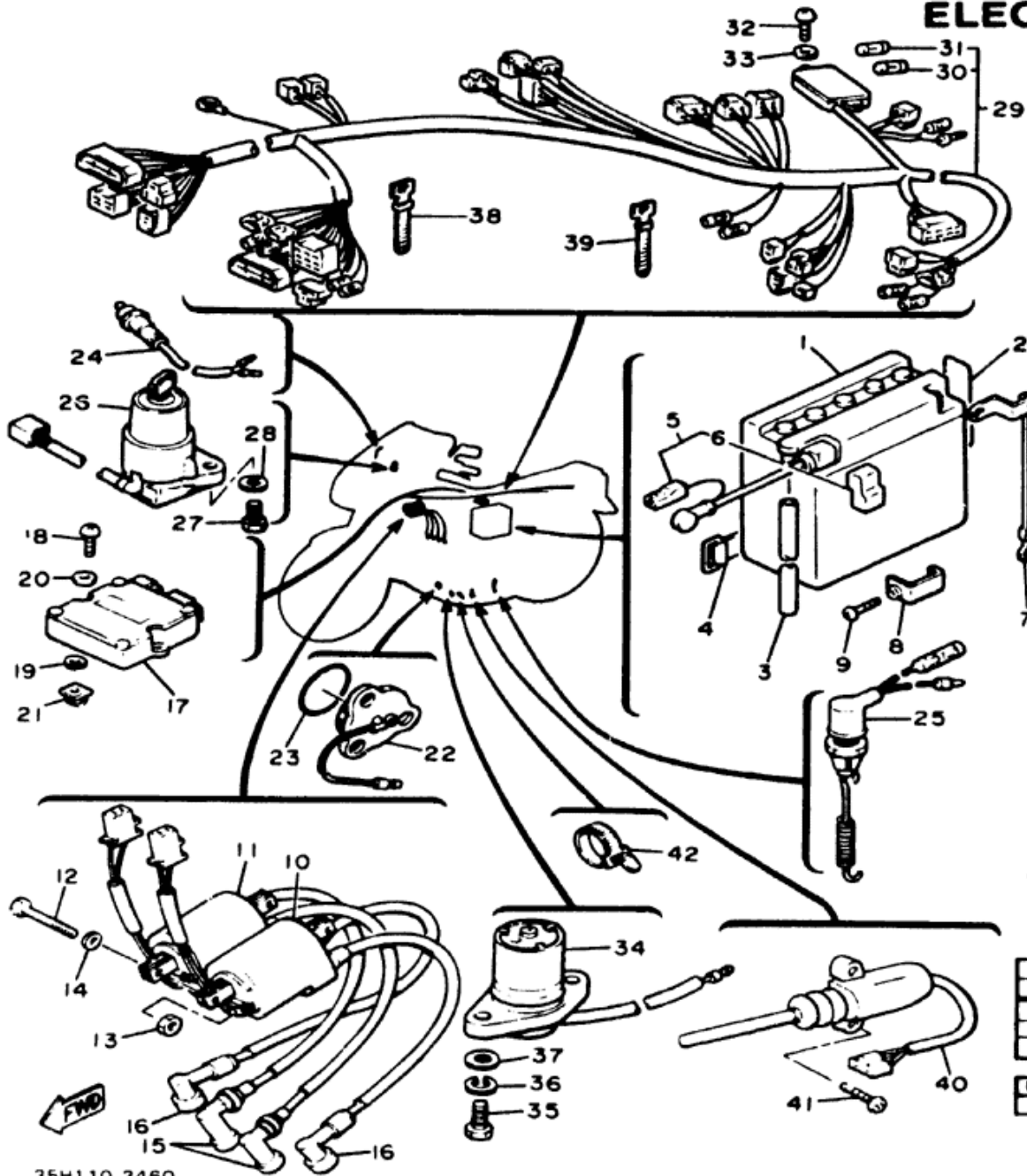
FIG. 41 FLASHER LIGHT



REF. NO.	PART NO.	DESCRIPTION	Q'TY	REMARKS
1	31E-83301-70	FRONT FLASHER LIGHT ASSY	2	
2	5G2-83313-00	GASKET, flasher lens	1	
3	542-83312-00	LENS, flasher	1	
4	98501-04016	SCREW, Pan head	1	
5	97702-40535	SCREW, tapping	1	
6	256-83311-70	BULB (12V-27W)	1	
7	4L0-83321-00	DAMPER, flasher 1	2	
8	4G0-83317-00	BOLT, flasher 1	2	
9	92903-05600	WASHER, Plate	2	
10	95303-05600	NUT	2	
11	31E-83303-70	REAR FLASHER LIGHT ASSY	2	
12	5G2-83313-00	GASKET, flasher lens	1	
13	5G2-83312-00	LENS, flasher	1	
14	98501-04016	SCREW, Pan head	1	
15	97702-40535	SCREW, tapping	1	
16	256-83311-70	BULE (12V-27W)	1	
17	4G0-83318-00	STAY, flasher 1	2	
18	4G0-83317-00	BOLT, flasher 1	2	
19	92903-05600	WASHER, Plate	2	
20	95303-05600	NUT	2	
21	95702-12100	NUT, flange	2	
22	4V8-83318-00	STAY, flasher 1	1	
23	97306-06010	BOLT	2	
24	92306-06100	WASHER, spring	2	

45T700-4410

ELECTRICAL 1



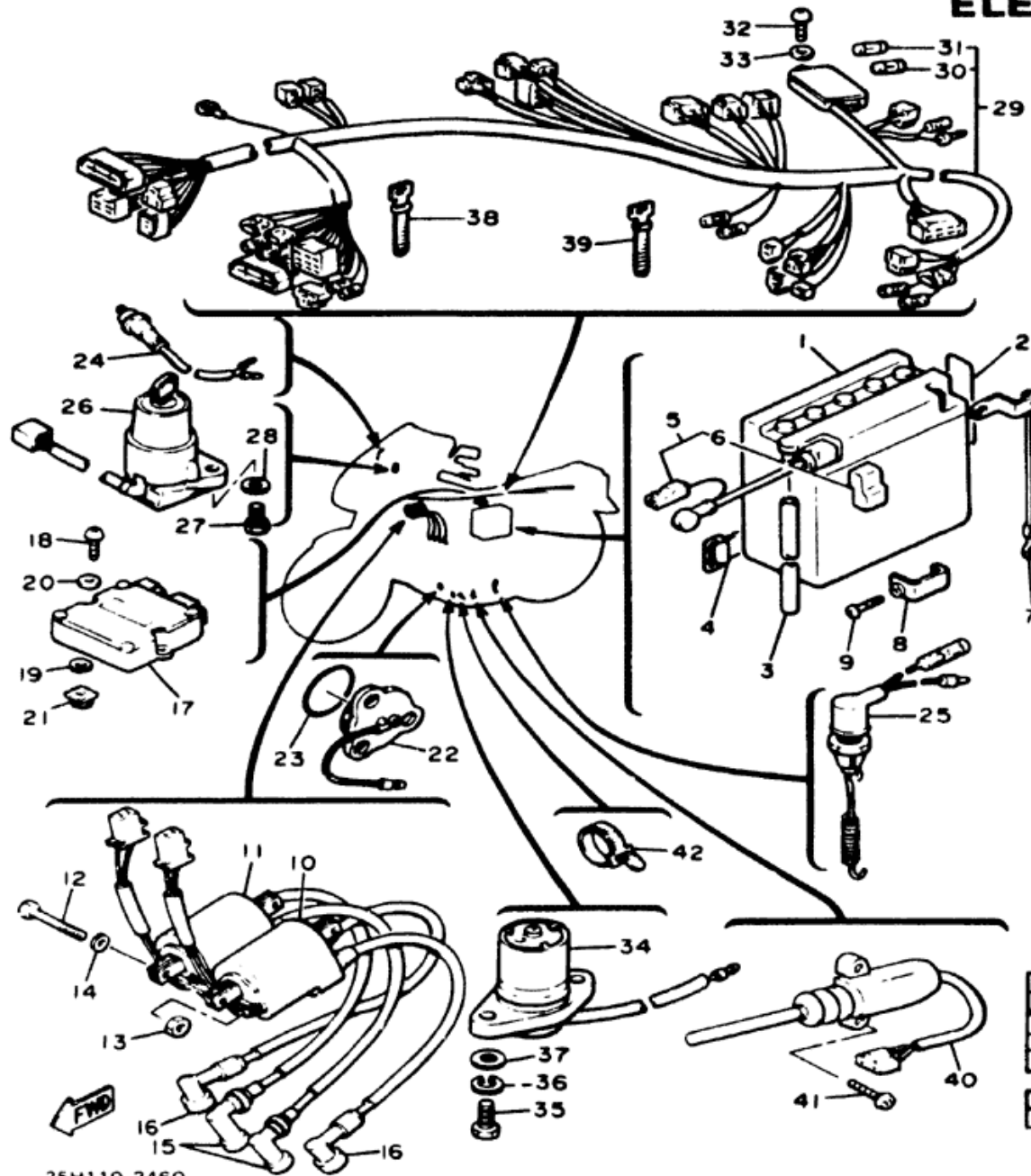
Ref. No.	Part Number	Description	Qty	Remarks
1	BTY-YB14L-A2-00	BATTERY ASS'Y (YUASA YB14L-A2)(447-82110-79)	1	
2	118-82141-09-00	LABEL, batter (LIT-82141-09)	1	
3	90445-08336-00	HOSE	1	
4	137-82131-01-00	BAND, battery	1	
5	12R-82115-00-00	WIRE plus lead (31A-82115-00)	1	
6	31A-82119-00-00	COVER, lead wire	1	
7	5G2-82116-00-00	WIRE, minus lead	1	
8	5G2-82103-00-00	TERMINAL 1	2	
9	90153-06032-00	SCREW, hexagon	2	
10	4H7-82310-61-00	IGNITION COIL ASS'Y	1	
11	4H7-82320-61-00	IGNITION COIL ASS'Y	1	
12	97321-06080-00	BOLT (98301-06080)	2	
13	95301-06600-00	NUT (95302-06600)	2	
14	92990-06200-00	WASHER, plain (92903-06200)	2	
15	1J7-82370-00-00	PLUG CAP ASS'Y	2	
16	256-82370-00-00	PLUG CAP ASS'Y	2	
17	31A-82305-10-00	IGNITOR UNIT ASS'Y	1	
18	92503-06015-00	SCREW, panhead (92501-06014)	2	
19	92990-06100-00	WASHER, spring (92903-06100)	2	
20	90201-061A5-00	WASHER (92901-06600)	2	
21	4G0-21736-00-00	NUT, plate	2	

* Indicates new part numbers activated from March, 1986.

Battery Model / Specific Gravity / Charge Rate	YB14L (12V14A) / 1.280 / 1.4A
Maximum Output	14V16A @ 5000 rpm
Ignition Coil Test Gap / Primary Ω / Secondary Ω	6mm / 2.7 Ω \pm 10% / 13.2K Ω \pm 20%
Pulse Coil or Pickup Coil Color Code / Ω	Org ~ Blk, Grn ~ Blk / 120 Ω \pm 10%
Source Coil Color Code / Ω	e
LIGHTING SYSTEM	
Headlight / Taillight / Signal Rating	12V60-55W / 12V27-8W / 12V27W

35H110-3460

ELECTRICAL 1



Ref. No.	Part Number	Description	Qty	Remarks
22	341-82540-01-00	NEUTRAL SWITCH ASS'Y (2H7-82540-00)	1	
23	90430-10027-00	GASKET (90430-10148)	1	
24	1A0-83980-30-00	FRONT STOP SWITCH ASS'Y	1	
25	1E9-82530-00-00	STOP SWITCH ASS'Y	1	
26	47M-82501-50-00	MAIN SWITCH ASS'Y (4H7-82508-50)	1	
27	97321-06016-00	BOLT (97322-06016)	2	
28	90201-061A5-00	WASHER (92901-06600)	2	
29	31E-82590-50-00	WIRE HARNESS ASS'Y	1	
30	116-82151-00-00	FUSE (12V-10A)	3	
31	2H7-82151-00-00	FUSE (12V-30A)	1	
32	97702-50112-00	SCREW, tapping	2	
33	92901-06600-00	WASHER, plate	2	
34	4H7-85720-01-00	OIL LEVEL GAUGE ASS'Y (4H7-85720-00)	1	
35	97011-06020-00	BOLT (97321-06020)	2	
36	92990-06100-00	WASHER, spring (92903-06100)	2	
37	90201-061A5-00	WASHER, plate (92901-06600)	2	
38	447-82591-00-00	BAND	1	
39	341-26397-01-00	BAND	4	
40	5G8-82566-00-00	SWITCH, side stand	1	
41	98706-05016-00	SCREW, flat head	2	
42	341-26397-01-00	BAND	1	

Battery Model / Specific Gravity / Charge Rate	YB14L (12V14A) / 1.280 / 1.4A
Maximum Output	14V18A @ 5000 rpm
Ignition Coil Test Gap: Primary \emptyset / Secondary \emptyset	6mm / 2.70 \pm 10% / 13.2K \emptyset \pm 20%
Pulse Coil or Pickup Coil Color Code: \emptyset	Org ~ Blk, Grn ~ Blk / 1200 \pm 10%
Source Coil Color Code: \emptyset	e
LIGHTING SYSTEM	
Headlight / Taillight / Signal Rating	12V60-55W / 12V27-9W / 12V27W

35H110-3460

ELECTRICAL 2

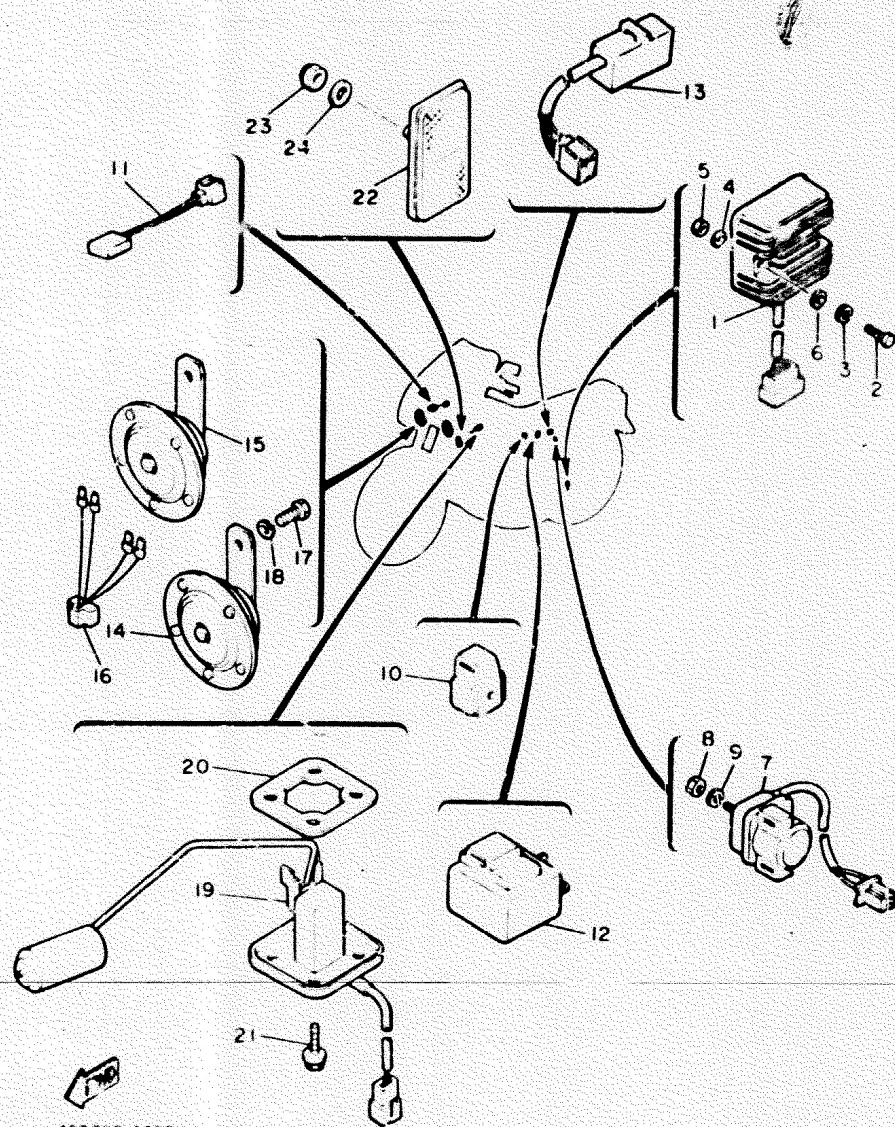
Ref. No.	Part Number	Description	Qty	Remarks
1	12R-81960-A0-00	RECTIFIER & REGULATOR ASS'Y.	1	
2	97313-06035-00	BOLT (97302-06035) ...	2	
3	92990-06100-00	WASHER, spring (92903-06100)	2	
4	90201-061A5-00	WASHER (92901-06600)	2	
5	95601-06100-00	NUT, u.	2	
6	90201-06067-00	WASHER, plate	2	
7	22U-81940-00-00	STARTER SWITCH ASS'Y.	1	
8	95301-06700-00	NUT (95302-06700)	2	
9	92990-06100-00	WASHER, spring (92903-06100)	2	
10	12R-81960-00-00	STARTER CIRCUIT CUT-OFF RELAY	1	
11	4U8-81960-01-00	SIDE STAND RELAY ASS'Y (4U8-81960-00)	1	
12	4H7-81960-M0-00	DIODE	1	
13	4H7-83360-70-00	FLASHER RELAY ASS'Y	1	
14	1A0-83395-03-00	FLASHER CANCELLING UNIT	1	
15	4L0-83371-30-00	HORN	1	
16	4L0-83371-40-00	HORN	1	
17	4L0-83373-00-00	LEAD, horn	1	
18	97316-08016-00	BOLT (97326-08016)	2	
19	92906-08100-00	WASHER, spring	2	
20	31A-85752-00-00	SENDER UNIT ASS'Y, fuel meter	1	
21	5G3-85753-00-00	GASKET, sender unit	1	
22	90119-05071-00	BOLT, w/washer.	4	
23	4X7-85110-00-00	FRONT REFLECTOR ASS'Y.	2	
24	95601-05100-00	NUT, u.	2	
25	92901-05200-00	WASHER, plain	2	
26	35H-85132-00-00	BRACKET, reflector 1	2	

Ignition Coil Test Gap / Primary Ω / Secondary Ω	6mm / 2.7 Ω \pm 10% / 13.2k Ω \pm 20%
Pulse Coil or Pickup Coil Color Code / Ω	Org ~ Blk, Grn ~ Blk / 120 Ω \pm 10%
Source Coil Color Code / Ω	#
Lighting System	
Headlight / Taillight / Signal Rating	12V/60-80W / 12V/27-50W / 12V/27W

G-7

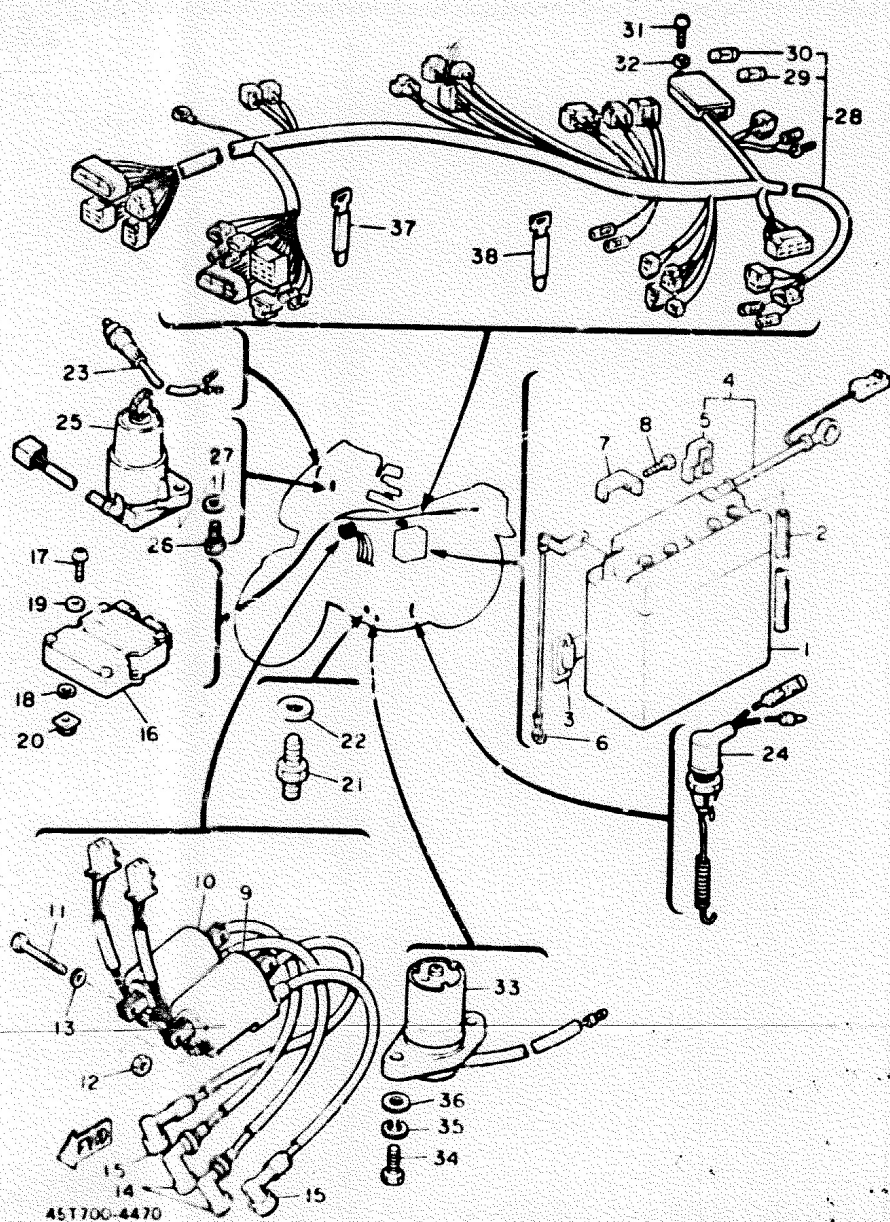
31E171-3460

FIG. 46 ELECTRICAL 1



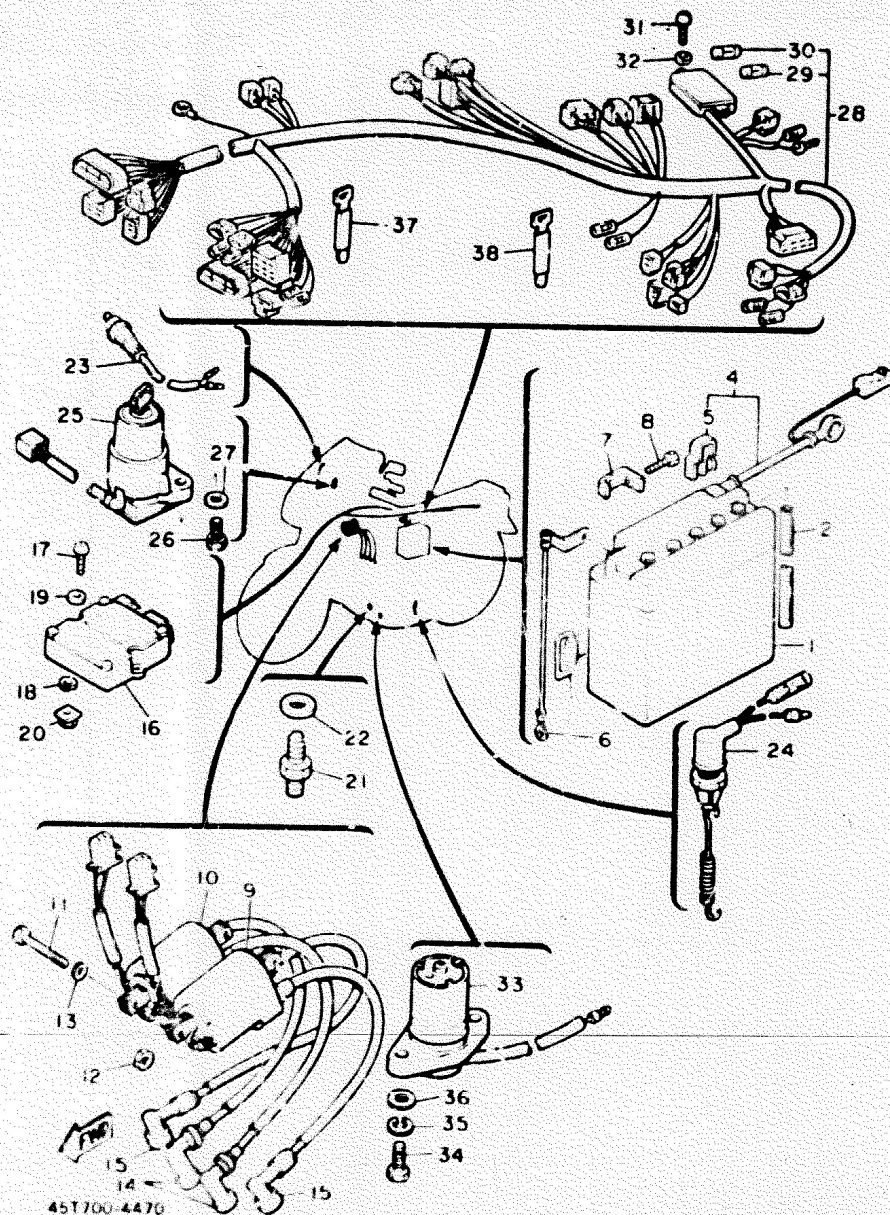
REF. NO.	PART NO.	DESCRIPTION	Q'TY	REMARKS
1	12R-81960-A0	RECTIFIER & REGULATOR ASSY	1	
2	97302-C6035	BOLT	2	
3	92902-06100	WASHER, sPring	2	
4	92902-06600	WASHER	2	
5	95601-06100	NUT, u	2	
6	90201-06067	WASHER, Plate	2	
7	22U-81940-00	STARTER SWITCH ASSY	1	UR
	22U-81940-10	STARTER SWITCH ASSY	1	UR
8	95302-06700	NUT	2	
9	92902-06100	WASHER, sPring	2	
10	12R-81950-00	STARTER CURCUIT CUT-OFF RELAY	1	
11	4L6-81950-M0	DIODE	1	
12	4H7-83350-70	FLASHER RELAY ASSY	1	
13	1A0-83395-03	FLASHER CANCELLING UNIT	1	
14	4L0-83371-30	HORN	1	
15	4L0-83371-40	HORN	1	
16	41Y-83373-00	LEAD, horn	1	
17	97326-08016	BOLT	2	
18	92906-08100	WASHER, sPring	2	
19	31A-85752-00	SENDER UNIT ASSY, fuel meter	1	
20	5G3-85753-00	GASKET, sender unit	1	
21	90119-05071	BOLT, with washer	4	
22	3G1-85130-00	RZAR REFLECTOR ASSY	;	
23	95601-03100	NUT, u	1	
24	92901-05200	WASHER, Plain	1	

FIG. 47 ELECTRICAL 2



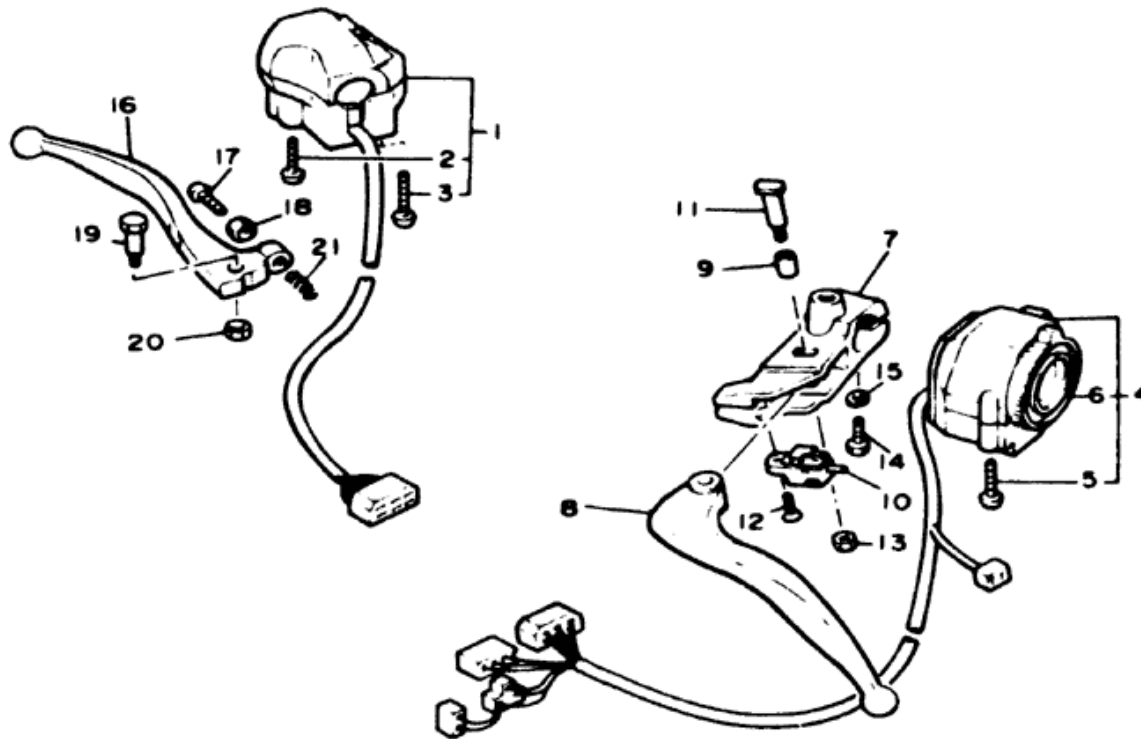
REF. NO.	PART NO.	DESCRIPTION	Q'TY	REMARKS
29	1A0-82151-00	FUSE (12V-10A)	3	
30	2H7-82151-00	FUSE (12V-30A)	1	
31	97702-50 12	SCREW, tapping	2	
32	92901-05600	WASHER, Plate	2	
33	4H7-85720-00	OIL LEVEL GAUGE ASSY	1	
34	97321-06020	BOLT	2	
35	92901-06100	WASHER, Spring	2	
36	92901-06600	WASHER, Plate	2	
37	447-82591-00	BAND	1	
38	341-26397-01	BAND	4	

FIG. 47 ELECTRICAL 2



REF. NO.	PART NO.	DESCRIPTION	Q'TY	REMARKS
1	447-82110-82	BATTERY ASSY (YUASA YB14L-A2)	1	
2	90445-08336	HOSE	1	
3	137-82131-01	BAND, battery	1	
4	31A-82115-00	WIRE, Plus lead	1	
5	31A-82119-00	COVER, lead wire	1	
6	5G2-82116-00	WIRE, minus lead	1	
7	5G2-82103-00	TERMINAL 1	2	
8	90153-06032	SCREW, hexagon	2	
9	4H7-82310-61	IGNITION COIL ASSY	1	
10	4H7-82320-61	IGNITION COIL ASSY	1	
11	97302-06080	BOLT	2	
12	95302-06600	NUT	2	
13	92902-06200	WASHER	2	
14	1J7-82370-00	PLUG CAP ASSY	2	
15	256-82370-00	PLUG CAP ASSY	2	
16	31A-82305-10	IGNITOR UNIT ASSY	1	
17	92502-06014	SCREW, Pan head	2	
18	92902-06100	WASHER, spring	2	
19	92902-06600	WASHER	2	
20	4G0-21736-00	NUT, Plate	2	
21	2H7-82540-00	NEUTRAL SWITCH ASSY	1	
22	90430-10148	GASKET	1	
23	1A0-83980-30	FRONT STOP SWITCH ASSY	1	
24	1E9-82530-00	STOP SWITCH ASSY	1	
25	49F-82501-80	MAIN SWITCH STEERING LOCK	1	
26	97322-06016	BOLT	2	
27	92902-06600	WASHER	2	
28	31A-82590-70	WIRE HARNESS ASSY	1	

HANDLE SWITCH - LEVER

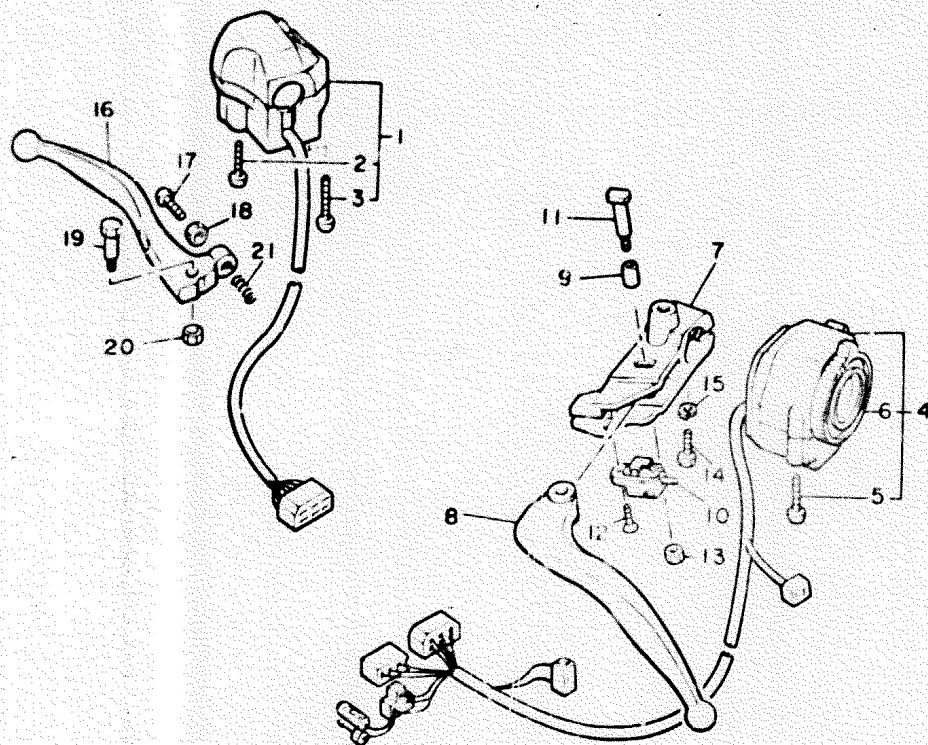


Ref. No.	Part Number	Description	Qty	Remarks
1	31E-83975-01-00	SWITCH, handle 2 (31E-83975-00)	1	
2	98506-06035-00	SCREW, panhead	1	
3	98506-06040-00	SCREW, panhead	1	
4	31E-83973-10-00	SWITCH, handle 3 (31E-83973-00)	1	
5	98506-06035-00	SCREW, pan head	2	
6	31A-83960-00-00	CHOKE RING ASS'Y	1	
7	31A-82911-00-00	HOLDER, lever 1	1	
8	31A-83912-00-00	LEVER 1	1	
9	31A-83913-00-00	COLLAR, lever 1	1	
10	31A-82917-00-00	SWITCH	1	
11	31A-83945-00-00	BOLT, lever	1	
12	98702-03008-00	SCREW, flat head	1	
13	95606-06100-00	NUT, u	1	
14	97316-06025-00	BOLT	1	
15	92906-06100-00	WASHER, spring	1	
16	31A-83922-00-00	LEVER 2	1	
17	90149-06131-00	SCREW	1	
18	90170-06010-00	NUT	1	
19	90109-06577-00	BOLT (90109-06742)	1	
20	95601-06100-00	NUT, u	1	
21	90501-10312-00	SPRING, compression	1	



31E171-3470

FIG. 45 HANDLE SWITCH, LEVER



REF. NO.	PART NO.	DESCRIPTION	Q'TY	REMARKS
1	31A-83963-00	SWITCH, handle 3 (RIGHT)	1	
2	98506-05035	•SCREW, Pan head	1	
3	98506-05040	•SCREW, Pan head	1	
4	31A-83972-00	SWITCH, handle 4	1	
5	98506-05035	•SCREW, Pan head	2	
6	31A-83960-00	•CHOKE RING ASSY	1	
7	41Y-62211-00	HOLDER, lever 1	1	
8	31A-83912-00	LEVER 1	1	
9	31A-83913-00	COLLAR, lever 1	1	
10	31A-82917-00	SWITCH	1	
11	31A-83945-00	BOLT, lever	1	
12	98702-03008	SCREW, flat head	1	
13	95606-06100	NUT, u	1	
14	97306-06025	BOLT	1	
15	92906-06100	WASHER, spring	1	
16	31A-83922-00	LEVER 2	1	
17	90149-06131	SCREW	1	
18	90170-06010	NUT	1	
19	90109-06742	BOLT	1	
20	95601-06100	NUT, u	1	
21	90501-10312	SPRING, compression	1	



44X171-4450

F8

SERVICE DATA

MOTORCYCLE	DATE 4/22/83	BUL M83-011
------------	--------------	-------------

XJ900RK 1983 SERVICE DATA

MODEL - ISM I.D. NUMBER	XJ900RK	35H
Initial Engine Number / Frame Number	35H-000101 / JYA35H001	JDA000101
Fuel Type/Total Fuel Tank Capacity/Reserve Cap.	Regular / 22.0 Lit. / 5.0 Lit.	

ENGINE TYPE	4-Stroke, DOHC, Parallel Four
Bore/Stroke/Number Cylinders/Displacement	67.0mm / 60.5mm / 4 / 853cc
Compression Ratio/Compression Pressure Min~Max	9.6:1 / 8.0 ~ 12.0 kg/cm ²
Piston Skirt Clearance New / Max	0.030 ~ 0.060mm / 0.10mm
Ring End Gap Top / 2nd / 3rd	0.15 ~ 0.35mm / 0.15 ~ 0.35mm / 0.30 ~ 0.90mm
Valve Clearance (Cold) Intake / Exhaust	0.11 ~ 0.15mm / 0.16 ~ 0.20mm
Oiling System	Wet Sump
Capacity: Dry	3600cc
Oil and Filter Change	2800cc
Oil Change Only	2500cc
Lubricant: Temp. Above 5°C (40°F)	Yamalube 4* or SAE 20W40 SE or SF
Temp. Below 15°C (60°F)	SAE 10W30 SE or SF
Coating System / Capacity	Air / 8
Coolant Type / Mixing Ratio	8 / 8

AUTOLUBE - Min Stroke / Color Code	8
Minimum Output @ 200 Cycles	8
Maximum Output @ 200 Cycles	8

CARBURETOR - Manufacturer / Type / I.D. Number	Mikuni / BS35 / 35H-00
Main Jet / Pilot Jet / Pilot Screw (Turns Out)	102.5 / 37.5
Needle Jet / Jet Needle-Clip Position	Y-0 / 4HZ Fixed
Slide Outaway	8
Float Level / Fuel Level	NA / 5.0 ± 1mm
Idle rpm	1050 rpm
Max CO* / Max HC* / Set CO	7.0% / 700 ppm / 3 ± 0.5%

SUSPENSION	
Front: Inner Tube Diameter	37mm
Oil Type / Level / Qty	10 Wt. Fork Oil* / 168mm / 286cc
Gas Pressure Min ~ Max / Standard	0.35 ~ 0.45 kg/cm ² / 0.4 kg/cm ²
Spring Length Std	522.5mm
Rear: Gas Pressure Min ~ Max / Standard	14.5 ~ 15.5 kg/cm ² / 15.0 kg/cm ²
Minimum Brake Lining Thickness Front / Rear	0.5mm / 0.5mm
Tire Size (Nominal Pressure) Front / Rear	100/90V18 (2.25 kg/cm ²) / 120/90V18 (2.5 kg/cm ²)

TRANSMISSION - Oil Type / Qty Change / Qty Dry	See ENGINE Above
Secondary Drive Type / Teeth / Chain	Shaft / 48-37 x 19-18 x 32-11 / 8
Middle Gear Case Capacity	8
Final Gear Case Capacity	200cc
Gear Case Lubricant	SAE 80W90 Hypoid Gear Oil GL-4

MOTORCYCLE	DATE 4/22/83	BUL M83-011
------------	--------------	-------------

CHARGING SYSTEM	AC Generator / 3-Phase / Full Wave
Battery: Model / Specific Gravity / Charge Rate	YB14L (12V14A) / 1.280 / 1.4A
Maximum Output	14V18A @ 5000 rpm
Field Coil Color Code / Ω	Grn ~ Brn / 4.0Ω ± 10%
Stator Coil Color Code / Ω	Whi ~ Whi / 0.46Ω ± 10%
Charge Coil Color Code / Ω	8

IGNITION SYSTEM	Transistor Controlled Ignition
Ignition Timing	5° @ 1050 rpm Full Adv: 40° @ 5500 rpm
Spark Plug Type	NGK BP8ES or ND W24EP-U
Spark Plug Gap / Torque / Cap Ω	0.7 ~ 0.8mm / 2.0 m·kg / 5KΩ
Point Gap / Condenser Capacitance	8
Ignition Coil Test Gap / Primary Ω / Secondary Ω	6mm / 2.7Ω ± 10% / 13.2KΩ ± 20%
Pulse Coil or Pickup Coil Color Code / Ω	Org ~ Blk, Gry ~ Blk / 120Ω ± 10%
Source Coil Color Code / Ω	8

LIGHTING SYSTEM	
Headlight / Taillight / Signal Rating	12V60-55W / 12V27-8W / 12V27W
Lighting Coil Color Code / Ω	8

TORQUE VALUES	
Front Axle Nut	M14: 7.8 m·kg
Front Axle Holder Nut	M8: 2.0 m·kg
Rear Axle Nut	M14: 10.5 m·kg
Rear Axle Pinch Bolt	M6: 0.6 m·kg
Clutch Nut	M20: 7.0 m·kg
Drain Plug	M14: 2.3 m·kg
Flywheel Nut	8
Cylinder Head Cover	M6: 1.0 m·kg
Cylinder Head:	M10: 3.2 m·kg
Engine Mounting Bolts: Front Upper	M10: 4.2 m·kg
Front, Lower	M10: 4.2 m·kg
Front, Bracket	M8: 2.0 m·kg
Rear Lower	M12: 7.0 m·kg

8 = Does Not Apply To This Model
NA = Information Not Available

*Available From Yamaha Parts Distributors Inc.
*For Diagnostic Use Only